

Form 5500 Department of the Treasury Internal Revenue Service Department of Labor Employee Benefits Security Administration Pension Benefit Guaranty Corporation	Annual Return/Report of Employee Benefit Plan This form is required to be filed for employee benefit plans under sections 104 and 4065 of the Employee Retirement Income Security Act of 1974 (ERISA) and sections 6047(e), and 6058(a) of the Internal Revenue Code (the Code). ▶ Complete all entries in accordance with the instructions to the Form 5500.	OMB Nos. 1210-0110 1210-0089 2009 This Form is Open to Public Inspection
---	---	---

Part I	Annual Report Identification Information
For calendar plan year 2009 or fiscal plan year beginning 01/01/2009 and ending 12/31/2009	
A This return/report is for:	<input type="checkbox"/> a multiemployer plan; <input type="checkbox"/> a multiple-employer plan; or <input checked="" type="checkbox"/> a single-employer plan; <input type="checkbox"/> a DFE (specify) ____
B This return/report is:	<input type="checkbox"/> the first return/report; <input checked="" type="checkbox"/> the final return/report; <input type="checkbox"/> an amended return/report; <input type="checkbox"/> a short plan year return/report (less than 12 months).
C If the plan is a collectively-bargained plan, check here.	<input type="checkbox"/>
D Check box if filing under:	<input checked="" type="checkbox"/> Form 5558; <input type="checkbox"/> automatic extension; <input type="checkbox"/> the DFVC program; <input type="checkbox"/> special extension (enter description)

Part II	Basic Plan Information —enter all requested information
1a Name of plan SELVERNE, MANDELBAUM & MINTZ, L.L.P. EMPLOYEE BENEFIT PLAN	1b Three-digit plan number (PN) ▶ 002
	1c Effective date of plan 01/01/1998
2a Plan sponsor's name and address (employer, if for a single-employer plan) (Address should include room or suite no.) SELVERNE, MANDELBAUM & MINTZ, L.L.P. 1775 BROADWAY SUITE 2300 NEW YORK, NY 10019 485 MADISON AVE NEW YORK, NY 10022	2b Employer Identification Number (EIN) 06-1129193 2c Sponsor's telephone number 212-259-3900 2d Business code (see instructions) 541110

Caution: A penalty for the late or incomplete filing of this return/report will be assessed unless reasonable cause is established.

Under penalties of perjury and other penalties set forth in the instructions, I declare that I have examined this return/report, including accompanying schedules, statements and attachments, as well as the electronic version of this return/report, and to the best of my knowledge and belief, it is true, correct, and complete.

SIGN HERE	Filed with authorized/valid electronic signature.	10/08/2010	MICHAEL SELVERNE
	Signature of plan administrator	Date	Enter name of individual signing as plan administrator
SIGN HERE	Filed with authorized/valid electronic signature.	10/08/2010	MICHAEL SELVERNE
	Signature of employer/plan sponsor	Date	Enter name of individual signing as employer or plan sponsor
SIGN HERE			
	Signature of DFE	Date	Enter name of individual signing as DFE

3a Plan administrator's name and address (if same as plan sponsor, enter "Same") SELVERNE, MANDELBAUM & MINTZ, L.L.P. 1775 BROADWAY SUITE 2300 NEW YORK, NY 10019	3b Administrator's EIN 06-1129193 3c Administrator's telephone number 212-259-3900
--	---

4 If the name and/or EIN of the plan sponsor has changed since the last return/report filed for this plan, enter the name, EIN and the plan number from the last return/report: a Sponsor's name	4b EIN 4c PN
---	-----------------------------------

5 Total number of participants at the beginning of the plan year	5	12
---	----------	----

6 Number of participants as of the end of the plan year (welfare plans complete only lines 6a , 6b , 6c , and 6d).		
a Active participants.....	6a	0
b Retired or separated participants receiving benefits.....	6b	0
c Other retired or separated participants entitled to future benefits.....	6c	
d Subtotal. Add lines 6a , 6b , and 6c	6d	0
e Deceased participants whose beneficiaries are receiving or are entitled to receive benefits.....	6e	
f Total. Add lines 6d and 6e	6f	0
g Number of participants with account balances as of the end of the plan year (only defined contribution plans complete this item).....	6g	
h Number of participants that terminated employment during the plan year with accrued benefits that were less than 100% vested.....	6h	

7 Enter the total number of employers obligated to contribute to the plan (only multiemployer plans complete this item)	7	
--	----------	--

8a If the plan provides pension benefits, enter the applicable pension feature codes from the List of Plan Characteristic Codes in the instructions:
 2E 3B 2H 2J

b If the plan provides welfare benefits, enter the applicable welfare feature codes from the List of Plan Characteristic Codes in the instructions:
 4C

9a Plan funding arrangement (check all that apply) (1) <input type="checkbox"/> Insurance (2) <input type="checkbox"/> Code section 412(e)(3) insurance contracts (3) <input checked="" type="checkbox"/> Trust (4) <input type="checkbox"/> General assets of the sponsor	9b Plan benefit arrangement (check all that apply) (1) <input type="checkbox"/> Insurance (2) <input type="checkbox"/> Code section 412(e)(3) insurance contracts (3) <input checked="" type="checkbox"/> Trust (4) <input type="checkbox"/> General assets of the sponsor
---	---

10 Check all applicable boxes in 10a and 10b to indicate which schedules are attached, and, where indicated, enter the number attached. (See instructions)

a Pension Schedules

- (1) ☒ **R** (Retirement Plan Information)
 (2) ☐ **MB** (Multiemployer Defined Benefit Plan and Certain Money Purchase Plan Actuarial Information) - signed by the plan actuary
 (3) ☐ **SB** (Single-Employer Defined Benefit Plan Actuarial Information) - signed by the plan actuary

b General Schedules

- (1) ☐ **H** (Financial Information)
 (2) ☒ **I** (Financial Information – Small Plan)
 (3) ☐ **A** (Insurance Information)
 (4) ☐ **C** (Service Provider Information)
 (5) ☐ **D** (DFE/Participating Plan Information)
 (6) ☐ **G** (Financial Transaction Schedules)

<div>SCHEDULE I</div> <div>(Form 5500)</div> <div>Department of the Treasury</div> <div>Internal Revenue Service</div> <div>Department of Labor</div> <div>Employee Benefits Security Administration</div> <div>Pension Benefit Guaranty Corporation</div>	<div>Financial Information—Small Plan</div> <div>This schedule is required to be filed under section 104 of the Employee Retirement Income Security Act of 1974 (ERISA), and section 6058(a) of the Internal Revenue Code (the Code).</div> <div>► File as an attachment to Form 5500.</div>	<div>OMB No. 1210-0110</div> <div>2009</div> <div>This Form is Open to Public Inspection</div>
For calendar plan year 2009 or fiscal plan year beginning 01/01/2009 and ending 12/31/2009		
<div>A Name of plan</div> <div>SELVERNE, MANDELBAUM & MINTZ, L.L.P. EMPLOYEE BENEFIT PLAN</div>		<div>B Three-digit plan number (PN)</div> <div>002</div>
<div>C Plan sponsor's name as shown on line 2a of Form 5500</div> <div>SELVERNE, MANDELBAUM & MINTZ, L.L.P.</div>		<div>D Employer Identification Number (EIN)</div> <div>06-1129193</div>

Complete Schedule I if the plan covered fewer than 100 participants as of the beginning of the plan year. You may also complete Schedule I if you are filing as a small plan under the 80-120 participant rule (see instructions). Complete Schedule H if reporting as a large plan or DFE.

Part I

Small Plan Financial Information

Report below the current value of assets and liabilities, income, expenses, transfers and changes in net assets during the plan year. Combine the value of plan assets held in more than one trust. Do not enter the value of the portion of an insurance contract that guarantees during this plan year to pay a specific dollar benefit at a future date. Include all income and expenses of the plan including any trust(s) or separately maintained fund(s) and any payments/receipts to/from insurance carriers. Round off amounts to the nearest dollar.

<div>1 Plan Assets and Liabilities:</div>		(a) Beginning of Year	(b) End of Year
<div>a Total plan assets</div>	1a	169630	0
<div>b Total plan liabilities</div>	1b		
<div>c Net plan assets (subtract line 1b from line 1a)</div>	1c	169630	0
<div>2 Income, Expenses, and Transfers for this Plan Year:</div>		(a) Amount	(b) Total
<div>a Contributions received or receivable:</div>			
<div>(1) Employers</div>	2a(1)		
<div>(2) Participants</div>	2a(2)		
<div>(3) Others (including rollovers)</div>	2a(3)		
<div>b Noncash contributions</div>	2b		
<div>c Other income</div>	2c		
<div>d Total income (add lines 2a(1), 2a(2), 2a(3), 2b, and 2c)</div>	2d		0
<div>e Benefits paid (including direct rollovers)</div>	2e	169630	
<div>f Corrective distributions (see instructions)</div>	2f		
<div>g Certain deemed distributions of participant loans (see instructions)</div>	2g		
<div>h Administrative service providers (salaries, fees, and commissions)</div>	2h		
<div>i Other expenses</div>	2i		
<div>j Total expenses (add lines 2e, 2f, 2g, 2h, and 2i)</div>	2j		169630
<div>k Net income (loss) (subtract line 2j from line 2d)</div>	2k		-169630
<div>l Transfers to (from) the plan (see instructions)</div>	2l		

3 Specific Assets: If the plan held assets at anytime during the plan year in any of the following categories, check "Yes" and enter the current value of any assets remaining in the plan as of the end of the plan year. Allocate the value of the plan's interest in a commingled trust containing the assets of more than one plan on a line-by-line basis unless the trust meets one of the specific exceptions described in the instructions.

		Yes	No	Amount
<div>a Partnership/joint venture interests</div>	3a		X	
<div>b Employer real property</div>	3b		X	
<div>c Real estate (other than employer real property)</div>	3c		X	
<div>d Employer securities</div>	3d		X	
<div>e Participant loans</div>	3e		X	

	Yes	No	Amount
3f Loans (other than to participants)		X	
g Tangible personal property		X	

Part II	Compliance Questions
----------------	-----------------------------

4	During the plan year:	Yes	No	Amount
a	Was there a failure to transmit to the plan any participant contributions within the time period described in 29 CFR 2510.3-102? Continue to answer "Yes" for any prior year failures until fully corrected. (See instructions and DOL's Voluntary Fiduciary Correction Program.)		X	
b	Were any loans by the plan or fixed income obligations due the plan in default as of the close of plan year or classified during the year as uncollectible? Disregard participant loans secured by the participant's account balance.		X	
c	Were any leases to which the plan was a party in default or classified during the year as uncollectible?		X	
d	Were there any nonexempt transactions with any party-in-interest? (Do not include transactions reported on line 4a.)		X	
e	Was the plan covered by a fidelity bond?	X		50000
f	Did the plan have a loss, whether or not reimbursed by the plan's fidelity bond, that was caused by fraud or dishonesty?		X	
g	Did the plan hold any assets whose current value was neither readily determinable on an established market nor set by an independent third party appraiser?		X	
h	Did the plan receive any noncash contributions whose value was neither readily determinable on an established market nor set by an independent third party appraiser?		X	
i	Did the plan at any time hold 20% or more of its assets in any single security, debt, mortgage, parcel of real estate, or partnership/joint venture interest?		X	
j	Were all the plan assets either distributed to participants or beneficiaries, transferred to another plan, or brought under the control of the PBGC?		X	
k	Are you claiming a waiver of the annual examination and report of an independent qualified public accountant (IQPA) under 29 CFR 2520.104-46? If "No," attach an IQPA's report or 2520.104-50 statement. (See instructions on waiver eligibility and conditions.)	X		
l	Has the plan failed to provide any benefit when due under the plan?		X	
m	If this is an individual account plan, was there a blackout period? (See instructions and 29 CFR 2520.101-3.)		X	
n	If 4m was answered "Yes," check the "Yes" box if you either provided the required notice or one of the exceptions to providing the notice applied under 29 CFR 2520.101-3			

5a Has a resolution to terminate the plan been adopted during the plan year or any prior plan year? If "Yes," enter the amount of any plan assets that reverted to the employer this year..... ☒ Yes ☐ No Amount: 0

5b If, during this plan year, any assets or liabilities were transferred from this plan to another plan(s), identify the plan(s) to which assets or liabilities were transferred. (See instructions.)

5b(1) Name of plan(s)	5b(2) EIN(s)	5b(3) PN(s)

SCHEDULE R (Form 5500) Department of the Treasury Internal Revenue Service Department of Labor Employee Benefits Security Administration Pension Benefit Guaranty Corporation	Retirement Plan Information This schedule is required to be filed under section 104 and 4065 of the Employee Retirement Income Security Act of 1974 (ERISA) and section 6058(a) of the Internal Revenue Code (the Code). ▶ File as an attachment to Form 5500.	OMB No. 1210-0110
		2009
		This Form is Open to Public Inspection.

For calendar plan year 2009 or fiscal plan year beginning 01/01/2009 and ending 12/31/2009

A Name of plan <u>SELVERNE, MANDELBAUM & MINTZ, L.L.P. EMPLOYEE BENEFIT PLAN</u>	B Three-digit plan number (PN) ▶ <u>002</u>
C Plan sponsor's name as shown on line 2a of Form 5500 <u>SELVERNE, MANDELBAUM & MINTZ, L.L.P.</u>	D Employer Identification Number (EIN) <u>06-1129193</u>

Part I	Distributions
---------------	----------------------

All references to distributions relate only to payments of benefits during the plan year.

1 Total value of distributions paid in property other than in cash or the forms of property specified in the instructions.....	1	<u>0</u>
2 Enter the EIN(s) of payor(s) who paid benefits on behalf of the plan to participants or beneficiaries during the year (if more than two, enter EINs of the two payors who paid the greatest dollar amounts of benefits): EIN(s): <u>06-1129193</u>		
Profit-sharing plans, ESOPs, and stock bonus plans, skip line 3.		
3 Number of participants (living or deceased) whose benefits were distributed in a single sum, during the plan year.....	3	

Part II	Funding Information (If the plan is not subject to the minimum funding requirements of section 412 of the Internal Revenue Code or ERISA section 302, skip this Part)
----------------	--

4 Is the plan administrator making an election under Code section 412(d)(2) or ERISA section 302(d)(2)?	<input type="checkbox"/> Yes	<input type="checkbox"/> No	<input type="checkbox"/> N/A
If the plan is a defined benefit plan, go to line 8.			
5 If a waiver of the minimum funding standard for a prior year is being amortized in this plan year, see instructions and enter the date of the ruling letter granting the waiver. Date: Month _____ Day _____ Year _____			
If you completed line 5, complete lines 3, 9, and 10 of Schedule MB and do not complete the remainder of this schedule.			
6 a Enter the minimum required contribution for this plan year	6a		
b Enter the amount contributed by the employer to the plan for this plan year	6b		
c Subtract the amount in line 6b from the amount in line 6a. Enter the result (enter a minus sign to the left of a negative amount).....	6c		
If you completed line 6c, skip lines 8 and 9.			
7 Will the minimum funding amount reported on line 6c be met by the funding deadline?	<input type="checkbox"/> Yes	<input type="checkbox"/> No	<input type="checkbox"/> N/A
8 If a change in actuarial cost method was made for this plan year pursuant to a revenue procedure providing automatic approval for the change or a class ruling letter, does the plan sponsor or plan administrator agree with the change?	<input type="checkbox"/> Yes	<input type="checkbox"/> No	<input type="checkbox"/> N/A

Part III	Amendments
-----------------	-------------------

9 If this is a defined benefit pension plan, were any amendments adopted during this plan year that increased or decreased the value of benefits? If yes, check the appropriate box(es). If no, check the "No" box.....	<input type="checkbox"/> Increase	<input type="checkbox"/> Decrease	<input type="checkbox"/> Both	<input type="checkbox"/> No
--	-----------------------------------	-----------------------------------	-------------------------------	-----------------------------

Part IV	ESOPs (see instructions). If this is not a plan described under Section 409(a) or 4975(e)(7) of the Internal Revenue Code, skip this Part.
----------------	---

10 Were unallocated employer securities or proceeds from the sale of unallocated securities used to repay any exempt loan?	<input type="checkbox"/> Yes	<input type="checkbox"/> No
11 a Does the ESOP hold any preferred stock?	<input type="checkbox"/> Yes	<input type="checkbox"/> No
b If the ESOP has an outstanding exempt loan with the employer as lender, is such loan part of a "back-to-back" loan? (See instructions for definition of "back-to-back" loan.)	<input type="checkbox"/> Yes	<input type="checkbox"/> No
12 Does the ESOP hold any stock that is not readily tradable on an established securities market?	<input type="checkbox"/> Yes	<input type="checkbox"/> No

For Paperwork Reduction Act Notice and OMB Control Numbers, see the instructions for Form 5500.

Schedule R (Form 5500) 2009
v.092308.1

Part V Additional Information for Multiemployer Defined Benefit Pension Plans

13 Enter the following information for each employer that contributed more than 5% of total contributions to the plan during the plan year (measured in dollars). See instructions. *Complete as many entries as needed to report all applicable employers.*

a Name of contributing employer

b EIN

c Dollar amount contributed by employer

d Date collective bargaining agreement expires (If employer contributes under more than one collective bargaining agreement, check box ☐ and see instructions regarding required attachment. Otherwise, enter the applicable date.) Month _____ Day _____ Year _____

e Contribution rate information (If more than one rate applies, check this box ☐ and see instructions regarding required attachment. Otherwise, complete items 13e(1) and 13e(2).)

(1) Contribution rate (in dollars and cents) _____

(2) Base unit measure: ☐ Hourly ☐ Weekly ☐ Unit of production ☐ Other (specify): _____

a Name of contributing employer

b EIN

c Dollar amount contributed by employer

d Date collective bargaining agreement expires (If employer contributes under more than one collective bargaining agreement, check box ☐ and see instructions regarding required attachment. Otherwise, enter the applicable date.) Month _____ Day _____ Year _____

e Contribution rate information (If more than one rate applies, check this box ☐ and see instructions regarding required attachment. Otherwise, complete items 13e(1) and 13e(2).)

(1) Contribution rate (in dollars and cents) _____

(2) Base unit measure: ☐ Hourly ☐ Weekly ☐ Unit of production ☐ Other (specify): _____

a Name of contributing employer

b EIN

c Dollar amount contributed by employer

d Date collective bargaining agreement expires (If employer contributes under more than one collective bargaining agreement, check box ☐ and see instructions regarding required attachment. Otherwise, enter the applicable date.) Month _____ Day _____ Year _____

e Contribution rate information (If more than one rate applies, check this box ☐ and see instructions regarding required attachment. Otherwise, complete items 13e(1) and 13e(2).)

(1) Contribution rate (in dollars and cents) _____

(2) Base unit measure: ☐ Hourly ☐ Weekly ☐ Unit of production ☐ Other (specify): _____

a Name of contributing employer

b EIN

c Dollar amount contributed by employer

d Date collective bargaining agreement expires (If employer contributes under more than one collective bargaining agreement, check box ☐ and see instructions regarding required attachment. Otherwise, enter the applicable date.) Month _____ Day _____ Year _____

e Contribution rate information (If more than one rate applies, check this box ☐ and see instructions regarding required attachment. Otherwise, complete items 13e(1) and 13e(2).)

(1) Contribution rate (in dollars and cents) _____

(2) Base unit measure: ☐ Hourly ☐ Weekly ☐ Unit of production ☐ Other (specify): _____

a Name of contributing employer

b EIN

c Dollar amount contributed by employer

d Date collective bargaining agreement expires (If employer contributes under more than one collective bargaining agreement, check box ☐ and see instructions regarding required attachment. Otherwise, enter the applicable date.) Month _____ Day _____ Year _____

e Contribution rate information (If more than one rate applies, check this box ☐ and see instructions regarding required attachment. Otherwise, complete items 13e(1) and 13e(2).)

(1) Contribution rate (in dollars and cents) _____

(2) Base unit measure: ☐ Hourly ☐ Weekly ☐ Unit of production ☐ Other (specify): _____

a Name of contributing employer

b EIN

c Dollar amount contributed by employer

d Date collective bargaining agreement expires (If employer contributes under more than one collective bargaining agreement, check box ☐ and see instructions regarding required attachment. Otherwise, enter the applicable date.) Month _____ Day _____ Year _____

e Contribution rate information (If more than one rate applies, check this box ☐ and see instructions regarding required attachment. Otherwise, complete items 13e(1) and 13e(2).)

(1) Contribution rate (in dollars and cents) _____

(2) Base unit measure: ☐ Hourly ☐ Weekly ☐ Unit of production ☐ Other (specify): _____

- 14** Enter the number of participants on whose behalf no contributions were made by an employer as an employer of the participant for:

a The current year	14a	
b The plan year immediately preceding the current plan year	14b	
c The second preceding plan year	14c	

- 15** Enter the ratio of the number of participants under the plan on whose behalf no employer had an obligation to make an employer contribution during the current plan year to:

a The corresponding number for the plan year immediately preceding the current plan year	15a	
b The corresponding number for the second preceding plan year	15b	

- 16** Information with respect to any employers who withdrew from the plan during the preceding plan year:

a Enter the number of employers who withdrew during the preceding plan year	16a	
b If item 16a is greater than 0, enter the aggregate amount of withdrawal liability assessed or estimated to be assessed against such withdrawn employers	16b	

- 17** If assets and liabilities from another plan have been transferred to or merged with this plan during the plan year, check box and see instructions regarding supplemental information to be included as an attachment. ☐

Part VI Additional Information for Single-Employer and Multiemployer Defined Benefit Pension Plans

- 18** If any liabilities to participants or their beneficiaries under the plan as of the end of the plan year consist (in whole or in part) of liabilities to such participants and beneficiaries under two or more pension plans as of immediately before such plan year, check box and see instructions regarding supplemental information to be included as an attachment ☐

- 19** If the total number of participants is 1,000 or more, complete items (a) through (c)

- a** Enter the percentage of plan assets held as:

Stock: _____% Investment-Grade Debt: _____% High-Yield Debt: _____% Real Estate: _____% Other: _____%

- b** Provide the average duration of the combined investment-grade and high-yield debt:

☐ 0-3 years ☐ 3-6 years ☐ 6-9 years ☐ 9-12 years ☐ 12-15 years ☐ 15-18 years ☐ 18-21 years ☐ 21 years or more

- c** What duration measure was used to calculate item 19(b)?

☐ Effective duration ☐ Macaulay duration ☐ Modified duration ☐ Other (specify):

Form 5500Department of the Treasury
Internal Revenue ServiceDepartment of Labor
Employee Benefits Security
Administration

Pension Benefit Guaranty Corporation

Annual Return/Report of Employee Benefit Plan

This form is required to be filed for employee benefit plans under sections 104 and 4065 of the Employee Retirement Income Security Act of 1974 (ERISA) and sections 6047(e), and 6058(a) of the Internal Revenue Code (the Code).

▶ **Complete all entries in accordance with
the Instructions to the Form 5500.**OMB Nos. 1210-0110
1210-0089**2009****This Form is Open to Public
Inspection****Part I Annual Report Identification Information**

For the calendar plan year 2009 or fiscal plan year beginning 01/01/2009

and ending 12/31/2009






- A** This return/report is for: ☐ a multiemployer plan; ☐ a multiple-employer plan; or
☒ a single-employer plan; ☐ a DFE (specify) _____
- B** This return/report is: ☐ the first return/report; ☒ the final return/report;
☐ an amended return/report; ☐ a short plan year return/report (less than 12 months).
- C** If the plan is a collectively-bargained plan, check here ☐
- D** Check box if filing under: ☒ Form 5558; ☐ automatic extension; ☐ the DFVC program;
☐ special extension (enter description) _____

Part II Basic Plan Information --- enter all requested information.

1a Name of plan Selverne, Mandelbaum & Mintz, L.L.P. Employee Benefit Plan	1b Three-digit plan number (PN) ▶ 002
	1c Effective date of plan 01/01/1998
2a Plan sponsor's name and address (employer, if for a single-employer plan) (Address should include room or suite no.) Selverne, Mandelbaum & Mintz, L.L.P. 1775 Broadway Suite 2300 US New York NY 10019	2b Employer Identification Number (EIN) 06-1129193
	2c Sponsor's telephone number (212) 259-3900
	2d Business code (see instructions) 541110

Caution: A penalty for the late or incomplete filing of this return/report will be assessed unless reasonable cause is established.

Under penalties of perjury and other penalties set forth in the instructions, I declare that I have examined this return/report, including accompanying schedules, statements and attachments, as well as the electronic version of this return/report, and to the best of my knowledge and belief, it is true, correct, and complete.

SIGN HERE			MICHAEL SELVERNE
	Signature of plan administrator	Date	Enter name of individual signing as plan administrator
SIGN HERE			MICHAEL SELVERNE
	Signature of employer/plan sponsor	Date	Enter name of individual signing as employer or plan sponsor
SIGN HERE			
	Signature of DFE	Date	Enter name of individual signing as DFE

For Paperwork Reduction Act Notice and OMB Control Numbers, see the Instructions for Form 5500.

Form 5500 (2009)
v.092307.1