Form 5500

Department of the Treasury
Internal Revenue Service

Department of Labor
Employee Benefits Security Administration

Pension Benefit Guaranty Corporation

Annual Return/Report of Employee Benefit Plan

This form is required to be filed for employee benefit plans under sections 104 and 4065 of the Employee Retirement Income Security Act of 1974 (ERISA) and sections 6047(e), and 6058(a) of the Internal Revenue Code (the Code).

▶ **Complete all entries in accordance with the instructions to the Form 5500.**

OMB Nos. 1210-0110
1210-0089

2009

This Form is Open to Public Inspection

Part I Annual Report Identification Information

For calendar plan year 2009 or fiscal plan year beginning 01/01/2009 and ending 12/31/2009

A This return/report is for:
- [ ] a multiemployer plan;
- [ ] a multiple-employer plan; or
- [X] a single-employer plan;
- [ ] a DFE (specify) ____

B This return/report is:
- [ ] the first return/report;
- [ ] the final return/report;
- [ ] an amended return/report;
- [ ] a short plan year return/report (less than 12 months).

C If the plan is a collectively-bargained plan, check here. . . . . ▶ [ ]

D Check box if filing under:
- [X] Form 5558;
- [ ] automatic extension;
- [ ] the DFVC program;
- [ ] special extension (enter description)

Part II Basic Plan Information—enter all requested information

1a Name of plan
KKW TRUCKING, INC. 401(K) PROFIT SHARING PLAN

1b Three-digit plan number (PN) ▶ 002

1c Effective date of plan 01/01/1992

2a Plan sponsor's name and address (employer, if for a single-employer plan) (Address should include room or suite no.)
KKW TRUCKING, INC.

3100 POMONA BLVD.
POMONA, CA 91768

2b Employer Identification Number (EIN) 95-2234403

2c Sponsor's telephone number 909-869-1200

2d Business code (see instructions) 484120

Caution: A penalty for the late or incomplete filing of this return/report will be assessed unless reasonable cause is established.

Under penalties of perjury and other penalties set forth in the instructions, I declare that I have examined this return/report, including accompanying schedules, statements and attachments, as well as the electronic version of this return/report, and to the best of my knowledge and belief, it is true, correct, and complete.

SIGN HERE	Filed with authorized/valid electronic signature.	10/08/2010	HEATHER HESS
	Signature of plan administrator	Date	Enter name of individual signing as plan administrator
SIGN HERE			
	Signature of employer/plan sponsor	Date	Enter name of individual signing as employer or plan sponsor
SIGN HERE			
	Signature of DFE	Date	Enter name of individual signing as DFE

3a Plan administrator's name and address (if same as plan sponsor, enter "Same")
KKW TRUCKING, INC.

3100 POMONA BLVD.
POMONA, CA 91768

3b Administrator's EIN
95-2234403

3c Administrator's telephone number
909-869-1200

4 If the name and/or EIN of the plan sponsor has changed since the last return/report filed for this plan, enter the name, EIN and the plan number from the last return/report:

a Sponsor's name

4b EIN

4c PN

5	Total number of participants at the beginning of the plan year	**5**	671
6	Number of participants as of the end of the plan year (welfare plans complete only lines **6a, 6b, 6c,** and **6d**).		
a	Active participants	**6a**	227
b	Retired or separated participants receiving benefits	**6b**	0
c	Other retired or separated participants entitled to future benefits	**6c**	38
d	Subtotal. Add lines **6a**, **6b**, and **6c**	**6d**	265
e	Deceased participants whose beneficiaries are receiving or are entitled to receive benefits	**6e**	1
f	Total. Add lines **6d** and **6e**	**6f**	266
g	Number of participants with account balances as of the end of the plan year (only defined contribution plans complete this item)	**6g**	113
h	Number of participants that terminated employment during the plan year with accrued benefits that were less than 100% vested	**6h**	6
7	Enter the total number of employers obligated to contribute to the plan (only multiemployer plans complete this item)	**7**	

8a If the plan provides pension benefits, enter the applicable pension feature codes from the List of Plan Characteristic Codes in the instructions:
2E 2F 2G 2J 2K 3H 2T 2H 3D

b If the plan provides welfare benefits, enter the applicable welfare feature codes from the List of Plan Characteristic Codes in the instructions:

9a Plan funding arrangement (check all that apply)

(1)		Insurance
(2)		Code section 412(e)(3) insurance contracts
(3)	X	Trust
(4)		General assets of the sponsor

9b Plan benefit arrangement (check all that apply)

(1)		Insurance
(2)		Code section 412(e)(3) insurance contracts
(3)	X	Trust
(4)		General assets of the sponsor

10 Check all applicable boxes in 10a and 10b to indicate which schedules are attached, and, where indicated, enter the number attached. (See instructions)

a Pension Schedules

(1)	X	**R** (Retirement Plan Information)
(2)		**MB** (Multiemployer Defined Benefit Plan and Certain Money Purchase Plan Actuarial Information) - signed by the plan actuary
(3)		**SB** (Single-Employer Defined Benefit Plan Actuarial Information) - signed by the plan actuary

b General Schedules

(1)	X	**H** (Financial Information)
(2)		**I** (Financial Information – Small Plan)
(3)		**A** (Insurance Information)
(4)	X	**C** (Service Provider Information)
(5)	X	**D** (DFE/Participating Plan Information)
(6)		**G** (Financial Transaction Schedules)

SCHEDULE C (Form 5500)	Service Provider Information	OMB No. 1210-0110
Department of the Treasury Internal Revenue Service Department of Labor Employee Benefits Security Administration Pension Benefit Guaranty Corporation	This schedule is required to be filed under section 104 of the Employee Retirement Income Security Act of 1974 (ERISA). ▶ **File as an attachment to Form 5500.**	**2009** **This Form is Open to Public Inspection.**

For calendar plan year 2009 or fiscal plan year beginning 01/01/2009 and ending 12/31/2009

A Name of plan
KKW TRUCKING, INC. 401(K) PROFIT SHARING PLAN

B Three-digit plan number (PN) ▶ 002

C Plan sponsor's name as shown on line 2a of Form 5500
KKW TRUCKING, INC.

D Employer Identification Number (EIN)
95-2234403

Part I Service Provider Information (see instructions)

You must complete this Part, in accordance with the instructions, to report the information required for **each person** who received, directly or indirectly, $5,000 or more in total compensation (i.e., money or anything else of monetary value) in connection with services rendered to the plan or the person's position with the plan during the plan year. If a person received **only** eligible indirect compensation for which the plan received the required disclosures, you are required to answer line 1 but are not required to include that person when completing the remainder of this Part.

1 Information on Persons Receiving Only Eligible Indirect Compensation

a Check "Yes" or "No" to indicate whether you are excluding a person from the remainder of this Part because they received only eligible indirect compensation for which the plan received the required disclosures (see instructions for definitions and conditions).. . . . . [X] Yes [ ] No

b If you answered line 1a "Yes," enter the name and EIN or address of each person providing the required disclosures for the service providers who received only eligible indirect compensation. Complete as many entries as needed (see instructions).

(b) Enter name and EIN or address of person who provided you disclosures on eligible indirect compensation

HARTFORD RETIREMENT SERVICES, LLC

26-1589907

(b) Enter name and EIN or address of person who provided you disclosure on eligible indirect compensation

(b) Enter name and EIN or address of person who provided you disclosures on eligible indirect compensation

(b) Enter name and EIN or address of person who provided you disclosures on eligible indirect compensation

(b) Enter name and EIN or address of person who provided you disclosures on eligible indirect compensation

(b) Enter name and EIN or address of person who provided you disclosures on eligible indirect compensation

(b) Enter name and EIN or address of person who provided you disclosures on eligible indirect compensation

(b) Enter name and EIN or address of person who provided you disclosures on eligible indirect compensation

(b) Enter name and EIN or address of person who provided you disclosures on eligible indirect compensation

(b) Enter name and EIN or address of person who provided you disclosures on eligible indirect compensation

(b) Enter name and EIN or address of person who provided you disclosures on eligible indirect compensation

(b) Enter name and EIN or address of person who provided you disclosures on eligible indirect compensation

2. Information on Other Service Providers Receiving Direct or Indirect Compensation. Except for those persons for whom you answered "yes" to line 1a above, complete as many entries as needed to list each person receiving, directly or indirectly, $5,000 or more in total compensation (i.e., money or anything else of value) in connection with services rendered to the plan or their position with the plan during the plan year. (See instructions).

(a) Enter name and EIN or address (see instructions)

HARTFORD RETIREMENT SERVICES, LLC

26-1589907

(b) Service Code(s)	**(c)** Relationship to employer, employee organization, or person known to be a party-in-interest	**(d)** Enter direct compensation paid by the plan. If none, enter -0-.	**(e)** Did service provider receive indirect compensation? (sources other than plan or plan sponsor)	**(f)** Did indirect compensation include eligible indirect compensation, for which the plan received the required disclosures?	**(g)** Enter total indirect compensation received by service provider excluding eligible indirect compensation for which you answered "Yes" to element (f). If none, enter -0-.	**(h)** Did the service provider give you a formula instead of an amount or estimated amount?
15 19 25 37 49 50 52 59 60 62 63 64	0	8782	Yes [X] No [ ]	Yes [X] No [ ]	0	Yes [ ] No [X]

(a) Enter name and EIN or address (see instructions)

(b) Service Code(s)	**(c)** Relationship to employer, employee organization, or person known to be a party-in-interest	**(d)** Enter direct compensation paid by the plan. If none, enter -0-.	**(e)** Did service provider receive indirect compensation? (sources other than plan or plan sponsor)	**(f)** Did indirect compensation include eligible indirect compensation, for which the plan received the required disclosures?	**(g)** Enter total indirect compensation received by service provider excluding eligible indirect compensation for which you answered "Yes" to element (f). If none, enter -0-.	**(h)** Did the service provider give you a formula instead of an amount or estimated amount?
			Yes [ ] No [ ]	Yes [ ] No [ ]		Yes [ ] No [ ]

(a) Enter name and EIN or address (see instructions)

(b) Service Code(s)	**(c)** Relationship to employer, employee organization, or person known to be a party-in-interest	**(d)** Enter direct compensation paid by the plan. If none, enter -0-.	**(e)** Did service provider receive indirect compensation? (sources other than plan or plan sponsor)	**(f)** Did indirect compensation include eligible indirect compensation, for which the plan received the required disclosures?	**(g)** Enter total indirect compensation received by service provider excluding eligible indirect compensation for which you answered "Yes" to element (f). If none, enter -0-.	**(h)** Did the service provider give you a formula instead of an amount or estimated amount?
			Yes [ ] No [ ]	Yes [ ] No [ ]		Yes [ ] No [ ]

(a) Enter name and EIN or address (see instructions)

(b) Service Code(s)	**(c)** Relationship to employer, employee organization, or person known to be a party-in-interest	**(d)** Enter direct compensation paid by the plan. If none, enter -0-.	**(e)** Did service provider receive indirect compensation? (sources other than plan or plan sponsor)	**(f)** Did indirect compensation include eligible indirect compensation, for which the plan received the required disclosures?	**(g)** Enter total indirect compensation received by service provider excluding eligible indirect compensation for which you answered "Yes" to element (f). If none, enter -0-.	**(h)** Did the service provider give you a formula instead of an amount or estimated amount?
			Yes ☐ No ☐	Yes ☐ No ☐		Yes ☐ No ☐

(a) Enter name and EIN or address (see instructions)

(b) Service Code(s)	**(c)** Relationship to employer, employee organization, or person known to be a party-in-interest	**(d)** Enter direct compensation paid by the plan. If none, enter -0-.	**(e)** Did service provider receive indirect compensation? (sources other than plan or plan sponsor)	**(f)** Did indirect compensation include eligible indirect compensation, for which the plan received the required disclosures?	**(g)** Enter total indirect compensation received by service provider excluding eligible indirect compensation for which you answered "Yes" to element (f). If none, enter -0-.	**(h)** Did the service provider give you a formula instead of an amount or estimated amount?
			Yes ☐ No ☐	Yes ☐ No ☐		Yes ☐ No ☐

(a) Enter name and EIN or address (see instructions)

(b) Service Code(s)	**(c)** Relationship to employer, employee organization, or person known to be a party-in-interest	**(d)** Enter direct compensation paid by the plan. If none, enter -0-.	**(e)** Did service provider receive indirect compensation? (sources other than plan or plan sponsor)	**(f)** Did indirect compensation include eligible indirect compensation, for which the plan received the required disclosures?	**(g)** Enter total indirect compensation received by service provider excluding eligible indirect compensation for which you answered "Yes" to element (f). If none, enter -0-.	**(h)** Did the service provider give you a formula instead of an amount or estimated amount?
			Yes ☐ No ☐	Yes ☐ No ☐		Yes ☐ No ☐

Part I Service Provider Information (continued)

3 If you reported on line 2 receipt of indirect compensation, other than eligible indirect compensation, by a service provider, and the service provider is a fiduciary or provides contract administrator, consulting, custodial, investment advisory, investment management, broker, or recordkeeping services, answer the following questions for (a) each source from whom the service provider received $1,000 or more in indirect compensation and (b) each source for whom the service provider gave you a formula used to determine the indirect compensation instead of an amount or estimated amount of the indirect compensation. Complete as many entries as needed to report the required information for each source.

(a) Enter service provider name as it appears on line 2	**(b)** Service Codes (see instructions)	**(c)** Enter amount of indirect compensation
(d) Enter name and EIN (address) of source of indirect compensation	**(e)** Describe the indirect compensation, including any formula used to determine the service provider's eligibility for or the amount of the indirect compensation.	

(a) Enter service provider name as it appears on line 2	**(b)** Service Codes (see instructions)	**(c)** Enter amount of indirect compensation
(d) Enter name and EIN (address) of source of indirect compensation	**(e)** Describe the indirect compensation, including any formula used to determine the service provider's eligibility for or the amount of the indirect compensation.	

(a) Enter service provider name as it appears on line 2	**(b)** Service Codes (see instructions)	**(c)** Enter amount of indirect compensation
(d) Enter name and EIN (address) of source of indirect compensation	**(e)** Describe the indirect compensation, including any formula used to determine the service provider's eligibility for or the amount of the indirect compensation.	

Part II Service Providers Who Fail or Refuse to Provide Information

4 Provide, to the extent possible, the following information for each service provider who failed or refused to provide the information necessary to complete this Schedule.

(a) Enter name and EIN or address of service provider (see instructions)	**(b)** Nature of Service Code(s)	**(c)** Describe the information that the service provider failed or refused to provide

(a) Enter name and EIN or address of service provider (see instructions)	**(b)** Nature of Service Code(s)	**(c)** Describe the information that the service provider failed or refused to provide

(a) Enter name and EIN or address of service provider (see instructions)	**(b)** Nature of Service Code(s)	**(c)** Describe the information that the service provider failed or refused to provide

(a) Enter name and EIN or address of service provider (see instructions)	**(b)** Nature of Service Code(s)	**(c)** Describe the information that the service provider failed or refused to provide

(a) Enter name and EIN or address of service provider (see instructions)	**(b)** Nature of Service Code(s)	**(c)** Describe the information that the service provider failed or refused to provide

(a) Enter name and EIN or address of service provider (see instructions)	**(b)** Nature of Service Code(s)	**(c)** Describe the information that the service provider failed or refused to provide

Part III Termination Information on Accountants and Enrolled Actuaries (see instructions)

(complete as many entries as needed)

a Name:	**b** EIN:
c Position:	
d Address:	**e** Telephone:

Explanation:

a Name:	**b** EIN:
c Position:	
d Address:	**e** Telephone:

Explanation:

a Name:	**b** EIN:
c Position:	
d Address:	**e** Telephone:

Explanation:

a Name:	**b** EIN;
c Position:	
d Address:	**e** Telephone:

Explanation:

a Name:	**b** EIN;
c Position:	
d Address:	**e** Telephone:

Explanation:

SCHEDULE D (Form 5500)

Department of the Treasury
Internal Revenue Service

Department of Labor
Employee Benefits Security Administration

DFE/Participating Plan Information

This schedule is required to be filed under section 104 of the Employee Retirement Income Security Act of 1974 (ERISA).

▶ **File as an attachment to Form 5500.**

OMB No. 1210-0110

2009

This Form is Open to Public Inspection.

For calendar plan year 2009 or fiscal plan year beginning 01/01/2009 and ending 12/31/2009

A Name of plan
KKW TRUCKING, INC. 401(K) PROFIT SHARING PLAN

B Three-digit plan number (PN) ▶ 002

C Plan or DFE sponsor's name as shown on line 2a of Form 5500
KKW TRUCKING, INC.

D Employer Identification Number (EIN)
95-2234403

Part I **Information on interests in MTIAs, CCTs, PSAs, and 103-12 IEs (to be completed by plans and DFEs)**
(Complete as many entries as needed to report all interests in DFEs)

a Name of MTIA, CCT, PSA, or 103-12 IE: INVESCO STABLE VALUE TRUST

b Name of sponsor of entity listed in (a): AMVESCAP NATIONAL TRUST COMPANY

c EIN-PN	**d** Entity code	**e** Dollar value of interest in MTIA, CCT, PSA, or 103-12 IE at end of year (see instructions)
84-1142974-001	C	341191

a Name of MTIA, CCT, PSA, or 103-12 IE:

b Name of sponsor of entity listed in (a):

c EIN-PN	**d** Entity code	**e** Dollar value of interest in MTIA, CCT, PSA, or 103-12 IE at end of year (see instructions)

a Name of MTIA, CCT, PSA, or 103-12 IE:

b Name of sponsor of entity listed in (a):

c EIN-PN	**d** Entity code	**e** Dollar value of interest in MTIA, CCT, PSA, or 103-12 IE at end of year (see instructions)

a Name of MTIA, CCT, PSA, or 103-12 IE:

b Name of sponsor of entity listed in (a):

c EIN-PN	**d** Entity code	**e** Dollar value of interest in MTIA, CCT, PSA, or 103-12 IE at end of year (see instructions)

a Name of MTIA, CCT, PSA, or 103-12 IE:

b Name of sponsor of entity listed in (a):

c EIN-PN	**d** Entity code	**e** Dollar value of interest in MTIA, CCT, PSA, or 103-12 IE at end of year (see instructions)

a Name of MTIA, CCT, PSA, or 103-12 IE:

b Name of sponsor of entity listed in (a):

c EIN-PN	**d** Entity code	**e** Dollar value of interest in MTIA, CCT, PSA, or 103-12 IE at end of year (see instructions)

a Name of MTIA, CCT, PSA, or 103-12 IE:

b Name of sponsor of entity listed in (a):

c EIN-PN	**d** Entity code	**e** Dollar value of interest in MTIA, CCT, PSA, or 103-12 IE at end of year (see instructions)

a Name of MTIA, CCT, PSA, or 103-12 IE:

b Name of sponsor of entity listed in (a):

c EIN-PN	**d** Entity code	**e** Dollar value of interest in MTIA, CCT, PSA, or 103-12 IE at end of year (see instructions)

a Name of MTIA, CCT, PSA, or 103-12 IE:

b Name of sponsor of entity listed in (a):

c EIN-PN	**d** Entity code	**e** Dollar value of interest in MTIA, CCT, PSA, or 103-12 IE at end of year (see instructions)

a Name of MTIA, CCT, PSA, or 103-12 IE:

b Name of sponsor of entity listed in (a):

c EIN-PN	**d** Entity code	**e** Dollar value of interest in MTIA, CCT, PSA, or 103-12 IE at end of year (see instructions)

a Name of MTIA, CCT, PSA, or 103-12 IE:

b Name of sponsor of entity listed in (a):

c EIN-PN	**d** Entity code	**e** Dollar value of interest in MTIA, CCT, PSA, or 103-12 IE at end of year (see instructions)

a Name of MTIA, CCT, PSA, or 103-12 IE:

b Name of sponsor of entity listed in (a):

c EIN-PN	**d** Entity code	**e** Dollar value of interest in MTIA, CCT, PSA, or 103-12 IE at end of year (see instructions)

a Name of MTIA, CCT, PSA, or 103-12 IE:

b Name of sponsor of entity listed in (a):

c EIN-PN	**d** Entity code	**e** Dollar value of interest in MTIA, CCT, PSA, or 103-12 IE at end of year (see instructions)

a Name of MTIA, CCT, PSA, or 103-12 IE:

b Name of sponsor of entity listed in (a):

c EIN-PN	**d** Entity code	**e** Dollar value of interest in MTIA, CCT, PSA, or 103-12 IE at end of year (see instructions)

a Name of MTIA, CCT, PSA, or 103-12 IE:

b Name of sponsor of entity listed in (a):

c EIN-PN	**d** Entity code	**e** Dollar value of interest in MTIA, CCT, PSA, or 103-12 IE at end of year (see instructions)

a Name of MTIA, CCT, PSA, or 103-12 IE:

b Name of sponsor of entity listed in (a):

c EIN-PN	**d** Entity code	**e** Dollar value of interest in MTIA, CCT, PSA, or 103-12 IE at end of year (see instructions)

a Name of MTIA, CCT, PSA, or 103-12 IE:

b Name of sponsor of entity listed in (a):

c EIN-PN	**d** Entity code	**e** Dollar value of interest in MTIA, CCT, PSA, or 103-12 IE at end of year (see instructions)

Part II Information on Participating Plans (to be completed by DFEs)

(Complete as many entries as needed to report all participating plans)

a Plan name

b Name of plan sponsor	**c** EIN-PN

a Plan name

b Name of plan sponsor	**c** EIN-PN

a Plan name

b Name of plan sponsor	**c** EIN-PN

a Plan name

b Name of plan sponsor	**c** EIN-PN

a Plan name

b Name of plan sponsor	**c** EIN-PN

a Plan name

b Name of plan sponsor	**c** EIN-PN

a Plan name

b Name of plan sponsor	**c** EIN-PN

a Plan name

b Name of plan sponsor	**c** EIN-PN

a Plan name

b Name of plan sponsor	**c** EIN-PN

a Plan name

b Name of plan sponsor	**c** EIN-PN

a Plan name

b Name of plan sponsor	**c** EIN-PN

a Plan name

b Name of plan sponsor	**c** EIN-PN

a Plan name

b Name of plan sponsor	**c** EIN-PN

SCHEDULE H (Form 5500)

Department of the Treasury
Internal Revenue Service

Department of Labor
Employee Benefits Security Administration

Pension Benefit Guaranty Corporation

Financial Information

This schedule is required to be filed under section 104 of the Employee Retirement Income Security Act of 1974 (ERISA), and section 6058(a) of the Internal Revenue Code (the Code).

▶ **File as an attachment to Form 5500.**

OMB No. 1210-0110

2009

This Form is Open to Public Inspection

For calendar plan year 2009 or fiscal plan year beginning 01/01/2009 and ending 12/31/2009

A Name of plan
KKW TRUCKING, INC. 401(K) PROFIT SHARING PLAN

B Three-digit plan number (PN) ▶ 002

C Plan sponsor's name as shown on line 2a of Form 5500
KKW TRUCKING, INC.

D Employer Identification Number (EIN)
95-2234403

Part I Asset and Liability Statement

1 Current value of plan assets and liabilities at the beginning and end of the plan year. Combine the value of plan assets held in more than one trust. Report the value of the plan's interest in a commingled fund containing the assets of more than one plan on a line-by-line basis unless the value is reportable on lines 1c(9) through 1c(14). Do not enter the value of that portion of an insurance contract which guarantees, during this plan year, to pay a specific dollar benefit at a future date. **Round off amounts to the nearest dollar.** MTIAs, CCTs, PSAs, and 103-12 IEs do not complete lines 1b(1), 1b(2), 1c(8), 1g, 1h, and 1i. CCTs, PSAs, and 103-12 IEs also do not complete lines 1d and 1e. See instructions.

Assets		(a) Beginning of Year	(b) End of Year
a Total noninterest-bearing cash	1a		
b Receivables (less allowance for doubtful accounts):			
(1) Employer contributions	1b(1)	15961	7743
(2) Participant contributions	1b(2)	13093	26
(3) Other	1b(3)		
c General investments:			
(1) Interest-bearing cash (include money market accounts & certificates of deposit)	1c(1)		
(2) U.S. Government securities	1c(2)		
(3) Corporate debt instruments (other than employer securities):			
(A) Preferred	1c(3)(A)		
(B) All other	1c(3)(B)		
(4) Corporate stocks (other than employer securities):			
(A) Preferred	1c(4)(A)		
(B) Common	1c(4)(B)		
(5) Partnership/joint venture interests	1c(5)		
(6) Real estate (other than employer real property)	1c(6)		
(7) Loans (other than to participants)	1c(7)		
(8) Participant loans	1c(8)	77899	91256
(9) Value of interest in common/collective trusts	1c(9)	449152	341191
(10) Value of interest in pooled separate accounts	1c(10)		
(11) Value of interest in master trust investment accounts	1c(11)		
(12) Value of interest in 103-12 investment entities	1c(12)		
(13) Value of interest in registered investment companies (e.g., mutual funds)	1c(13)	1396992	1688672
(14) Value of funds held in insurance company general account (unallocated contracts)	1c(14)		
(15) Other	1c(15)		

			(a) Beginning of Year	(b) End of Year
1d	Employer-related investments:			
	(1) Employer securities	1d(1)		
	(2) Employer real property	1d(2)		
e	Buildings and other property used in plan operation	1e		
f	Total assets (add all amounts in lines 1a through 1e)	1f	1953097	2128888
	Liabilities			
g	Benefit claims payable	1g		
h	Operating payables	1h		
i	Acquisition indebtedness	1i		
j	Other liabilities	1j		
k	Total liabilities (add all amounts in lines 1g through1j)	1k	0	0
	Net Assets			
l	Net assets (subtract line 1k from line 1f)	1l	1953097	2128888

Part II Income and Expense Statement

2 Plan income, expenses, and changes in net assets for the year. Include all income and expenses of the plan, including any trust(s) or separately maintained fund(s) and any payments/receipts to/from insurance carriers. Round off amounts to the nearest dollar. MTIAs, CCTs, PSAs, and 103-12 IEs do not complete lines 2a, 2b(1)(E), 2e, 2f, and 2g.

	Income		(a) Amount	(b) Total
a	**Contributions:**			
	(1) Received or receivable in cash from: **(A)** Employers	2a(1)(A)	22640	
	(B) Participants	2a(1)(B)	196056	
	(C) Others (including rollovers)	2a(1)(C)		
	(2) Noncash contributions	2a(2)		
	(3) Total contributions. Add lines **2a(1)(A), (B), (C),** and line **2a(2)**	2a(3)		218696
b	**Earnings on investments:**			
	(1) Interest:			
	(A) Interest-bearing cash (including money market accounts and certificates of deposit)	2b(1)(A)		
	(B) U.S. Government securities	2b(1)(B)		
	(C) Corporate debt instruments	2b(1)(C)		
	(D) Loans (other than to participants)	2b(1)(D)		
	(E) Participant loans	2b(1)(E)	3386	
	(F) Other	2b(1)(F)		
	(G) Total interest. Add lines **2b(1)(A)** through **(F)**	2b(1)(G)		3386
	(2) Dividends: **(A)** Preferred stock	2b(2)(A)		
	(B) Common stock	2b(2)(B)		
	(C) Registered investment company shares (e.g. mutual funds)	2b(2)(C)	28785	
	(D) Total dividends. Add lines **2b(2)(A)**, **(B)**, and **(C)**	2b(2)(D)		28785
	(3) Rents	2b(3)		
	(4) Net gain (loss) on sale of assets: **(A)** Aggregate proceeds	2b(4)(A)		
	(B) Aggregate carrying amount (see instructions)	2b(4)(B)		
	(C) Subtract line **2b(4)(B)** from line **2b(4)(A)** and enter result	2b(4)(C)		0

		(a) Amount	(b) Total
2b (5) Unrealized appreciation (depreciation) of assets: (A) Real estate	2b(5)(A)		
(B) Other	2b(5)(B)		
(C) Total unrealized appreciation of assets. Add lines 2b(5)(A) and (B)	2b(5)(C)		0
(6) Net investment gain (loss) from common/collective trusts	2b(6)		12375
(7) Net investment gain (loss) from pooled separate accounts	2b(7)		
(8) Net investment gain (loss) from master trust investment accounts	2b(8)		
(9) Net investment gain (loss) from 103-12 investment entities	2b(9)		
(10) Net investment gain (loss) from registered investment companies (e.g., mutual funds)	2b(10)		410666
c Other income	2c		
d Total income. Add all **income** amounts in column (b) and enter total	2d		673908
Expenses			
e Benefit payment and payments to provide benefits:			
(1) Directly to participants or beneficiaries, including direct rollovers	2e(1)	486076	
(2) To insurance carriers for the provision of benefits	2e(2)		
(3) Other	2e(3)		
(4) Total benefit payments. Add lines 2e(1) through (3)	2e(4)		486076
f Corrective distributions (see instructions)	2f		3267
g Certain deemed distributions of participant loans (see instructions)	2g		
h Interest expense	2h		
i Administrative expenses: (1) Professional fees	2i(1)		
(2) Contract administrator fees	2i(2)	8774	
(3) Investment advisory and management fees	2i(3)		
(4) Other	2i(4)		
(5) Total administrative expenses. Add lines 2i(1) through (4)	2i(5)		8774
j Total expenses. Add all **expense** amounts in column (b) and enter total	2j		498117
Net Income and Reconciliation			
k Net income (loss). Subtract line 2j from line 2d	2k		175791
l Transfers of assets:			
(1) To this plan	2l(1)		
(2) From this plan	2l(2)		

Part III Accountant's Opinion

3 Complete lines 3a through 3c if the opinion of an independent qualified public accountant is attached to this Form 5500. Complete line 3d if an opinion is not attached.

a The attached opinion of an independent qualified public accountant for this plan is (see instructions):

(1) [ ] Unqualified (2) [ ] Qualified (3) [X] Disclaimer (4) [ ] Adverse

b Did the accountant perform a limited scope audit pursuant to 29 CFR 2520.103-8 and/or 103-12(d)? [X] Yes [ ] No

c Enter the name and EIN of the accountant (or accounting firm) below:

(1) Name: MEIR & MEIR (2) EIN: 95-4359536

d The opinion of an independent qualified public accountant is **not attached** because:

(1) [ ] This form is filed for a CCT, PSA, or MTIA. (2) [ ] It will be attached to the next Form 5500 pursuant to 29 CFR 2520.104-50.

Part IV Compliance Questions

4 CCTs and PSAs do not complete Part IV. MTIAs, 103-12 IEs, and GIAs do not complete 4a, 4e, 4f, 4g, 4h, 4k, 4m, 4n, or 5. 103-12 IEs also do not complete 4j and 4l. MTIAs also do not complete 4l.

During the plan year:

		Yes	No	Amount
a	Was there a failure to transmit to the plan any participant contributions within the time period described in 29 CFR 2510.3-102? Continue to answer "Yes" for any prior year failures until fully corrected. (See instructions and DOL's Voluntary Fiduciary Correction Program.)	4a		X	
b	Were any loans by the plan or fixed income obligations due the plan in default as of the close of the plan year or classified during the year as uncollectible? Disregard participant loans secured by participant's account balance. (Attach Schedule G (Form 5500) Part I if "Yes" is checked.)	4b		X	
c	Were any leases to which the plan was a party in default or classified during the year as uncollectible? (Attach Schedule G (Form 5500) Part II if "Yes" is checked.)	4c		X	
d	Were there any nonexempt transactions with any party-in-interest? (Do not include transactions reported on line 4a. Attach Schedule G (Form 5500) Part III if "Yes" is checked.)	4d		X	
e	Was this plan covered by a fidelity bond?	4e	X		300000
f	Did the plan have a loss, whether or not reimbursed by the plan's fidelity bond, that was caused by fraud or dishonesty?	4f		X	
g	Did the plan hold any assets whose current value was neither readily determinable on an established market nor set by an independent third party appraiser?	4g		X	
h	Did the plan receive any noncash contributions whose value was neither readily determinable on an established market nor set by an independent third party appraiser?	4h		X	
i	Did the plan have assets held for investment? (Attach schedule(s) of assets if "Yes" is checked, and see instructions for format requirements.)	4i	X		
j	Were any plan transactions or series of transactions in excess of 5% of the current value of plan assets? (Attach schedule of transactions if "Yes" is checked, and see instructions for format requirements.)	4j		X	
k	Were all the plan assets either distributed to participants or beneficiaries, transferred to another plan, or brought under the control of the PBGC?	4k		X	
l	Has the plan failed to provide any benefit when due under the plan?	4l		X	
m	If this is an individual account plan, was there a blackout period? (See instructions and 29 CFR 2520.101-3.)	4m		X	
n	If 4m was answered "Yes," check the "Yes" box if you either provided the required notice or one of the exceptions to providing the notice applied under 29 CFR 2520.101-3.	4n		X	

5a Has a resolution to terminate the plan been adopted during the plan year or any prior plan year? If yes, enter the amount of any plan assets that reverted to the employer this year ☐ **Yes** ☒ **No** **Amount:**

5b If, during this plan year, any assets or liabilities were transferred from this plan to another plan(s), identify the plan(s) to which assets or liabilities were transferred. (See instructions.)

5b(1) Name of plan(s)	**5b(2)** EIN(s)	**5b(3)** PN(s)

SCHEDULE R
(Form 5500)

Department of the Treasury
Internal Revenue Service

Department of Labor
Employee Benefits Security Administration

Pension Benefit Guaranty Corporation

Retirement Plan Information

This schedule is required to be filed under section 104 and 4065 of the Employee Retirement Income Security Act of 1974 (ERISA) and section 6058(a) of the Internal Revenue Code (the Code).

▶ **File as an attachment to Form 5500.**

OMB No. 1210-0110

2009

This Form is Open to Public Inspection.

For calendar plan year 2009 or fiscal plan year beginning 01/01/2009 and ending 12/31/2009

A Name of plan
KKW TRUCKING, INC. 401(K) PROFIT SHARING PLAN

B Three-digit plan number (PN) ▶ 002

C Plan sponsor's name as shown on line 2a of Form 5500
KKW TRUCKING, INC.

D Employer Identification Number (EIN)
95-2234403

Part I Distributions

All references to distributions relate only to payments of benefits during the plan year.

1 Total value of distributions paid in property other than in cash or the forms of property specified in the instructions **1** 0

2 Enter the EIN(s) of payor(s) who paid benefits on behalf of the plan to participants or beneficiaries during the year (if more than two, enter EINs of the two payors who paid the greatest dollar amounts of benefits):

EIN(s): 06-0974148

Profit-sharing plans, ESOPs, and stock bonus plans, skip line 3.

3 Number of participants (living or deceased) whose benefits were distributed in a single sum, during the plan year. **3**

Part II Funding Information (If the plan is not subject to the minimum funding requirements of section of 412 of the Internal Revenue Code or ERISA section 302, skip this Part)

4 Is the plan administrator making an election under Code section 412(d)(2) or ERISA section 302(d)(2)? ..... ☐ **Yes** ☐ **No** ☐ **N/A**

If the plan is a defined benefit plan, go to line 8.

5 If a waiver of the minimum funding standard for a prior year is being amortized in this plan year, see instructions and enter the date of the ruling letter granting the waiver. **Date:** Month _____ Day _____ Year _____

If you completed line 5, complete lines 3, 9, and 10 of Schedule MB and do not complete the remainder of this schedule.

6 **a** Enter the minimum required contribution for this plan year **6a**

b Enter the amount contributed by the employer to the plan for this plan year **6b**

c Subtract the amount in line 6b from the amount in line 6a. Enter the result (enter a minus sign to the left of a negative amount) **6c**

If you completed line 6c, skip lines 8 and 9.

7 Will the minimum funding amount reported on line 6c be met by the funding deadline? ..... ☐ **Yes** ☐ **No** ☐ **N/A**

8 If a change in actuarial cost method was made for this plan year pursuant to a revenue procedure providing automatic approval for the change or a class ruling letter, does the plan sponsor or plan administrator agree with the change? ..... ☐ **Yes** ☐ **No** ☐ **N/A**

Part III Amendments

9 If this is a defined benefit pension plan, were any amendments adopted during this plan year that increased or decreased the value of benefits? If yes, check the appropriate box(es). If no, check the "No" box. ..... ☐ **Increase** ☐ **Decrease** ☐ **Both** ☐ **No**

Part IV ESOPs (see instructions). If this is not a plan described under Section 409(a) or 4975(e)(7) of the Internal Revenue Code, skip this Part.

10 Were unallocated employer securities or proceeds from the sale of unallocated securities used to repay any exempt loan? ..... ☐ **Yes** ☐ **No**

11 **a** Does the ESOP hold any preferred stock? ..... ☐ **Yes** ☐ **No**

b If the ESOP has an outstanding exempt loan with the employer as lender, is such loan part of a "back-to-back" loan? (See instructions for definition of "back-to-back" loan.) ..... ☐ **Yes** ☐ **No**

12 Does the ESOP hold any stock that is not readily tradable on an established securities market? ..... ☐ **Yes** ☐ **No**

Part V Additional Information for Multiemployer Defined Benefit Pension Plans

13 Enter the following information for each employer that contributed more than 5% of total contributions to the plan during the plan year (measured in dollars). See instructions. *Complete as many entries as needed to report all applicable employers.*

a Name of contributing employer

b EIN **c** Dollar amount contributed by employer

d Date collective bargaining agreement expires *(If employer contributes under more than one collective bargaining agreement, check box ☐ and see instructions regarding required attachment. Otherwise, enter the applicable date.)* Month _____ Day _____ Year _____

e Contribution rate information *(If more than one rate applies, check this box ☐ and see instructions regarding required attachment. Otherwise, complete items 13e(1) and 13e(2).)*
(1) Contribution rate (in dollars and cents) _____
(2) Base unit measure: ☐ Hourly ☐ Weekly ☐ Unit of production ☐ Other (specify):

---

a Name of contributing employer

b EIN **c** Dollar amount contributed by employer

d Date collective bargaining agreement expires *(If employer contributes under more than one collective bargaining agreement, check box ☐ and see instructions regarding required attachment. Otherwise, enter the applicable date.)* Month _____ Day _____ Year _____

e Contribution rate information *(If more than one rate applies, check this box ☐ and see instructions regarding required attachment. Otherwise, complete items 13e(1) and 13e(2).)*
(1) Contribution rate (in dollars and cents) _____
(2) Base unit measure: ☐ Hourly ☐ Weekly ☐ Unit of production ☐ Other (specify):

---

a Name of contributing employer

b EIN **c** Dollar amount contributed by employer

d Date collective bargaining agreement expires *(If employer contributes under more than one collective bargaining agreement, check box ☐ and see instructions regarding required attachment. Otherwise, enter the applicable date.)* Month _____ Day _____ Year _____

e Contribution rate information *(If more than one rate applies, check this box ☐ and see instructions regarding required attachment. Otherwise, complete items 13e(1) and 13e(2).)*
(1) Contribution rate (in dollars and cents) _____
(2) Base unit measure: ☐ Hourly ☐ Weekly ☐ Unit of production ☐ Other (specify):

---

a Name of contributing employer

b EIN **c** Dollar amount contributed by employer

d Date collective bargaining agreement expires *(If employer contributes under more than one collective bargaining agreement, check box ☐ and see instructions regarding required attachment. Otherwise, enter the applicable date.)* Month _____ Day _____ Year _____

e Contribution rate information *(If more than one rate applies, check this box ☐ and see instructions regarding required attachment. Otherwise, complete items 13e(1) and 13e(2).)*
(1) Contribution rate (in dollars and cents) _____
(2) Base unit measure: ☐ Hourly ☐ Weekly ☐ Unit of production ☐ Other (specify):

---

a Name of contributing employer

b EIN **c** Dollar amount contributed by employer

d Date collective bargaining agreement expires *(If employer contributes under more than one collective bargaining agreement, check box ☐ and see instructions regarding required attachment. Otherwise, enter the applicable date.)* Month _____ Day _____ Year _____

e Contribution rate information *(If more than one rate applies, check this box ☐ and see instructions regarding required attachment. Otherwise, complete items 13e(1) and 13e(2).)*
(1) Contribution rate (in dollars and cents) _____
(2) Base unit measure: ☐ Hourly ☐ Weekly ☐ Unit of production ☐ Other (specify):

---

a Name of contributing employer

b EIN **c** Dollar amount contributed by employer

d Date collective bargaining agreement expires *(If employer contributes under more than one collective bargaining agreement, check box ☐ and see instructions regarding required attachment. Otherwise, enter the applicable date.)* Month _____ Day _____ Year _____

e Contribution rate information *(If more than one rate applies, check this box ☐ and see instructions regarding required attachment. Otherwise, complete items 13e(1) and 13e(2).)*
(1) Contribution rate (in dollars and cents) _____
(2) Base unit measure: ☐ Hourly ☐ Weekly ☐ Unit of production ☐ Other (specify):

---

a Name of contributing employer

b EIN **c** Dollar amount contributed by employer

d Date collective bargaining agreement expires *(If employer contributes under more than one collective bargaining agreement, check box ☐ and see instructions regarding required attachment. Otherwise, enter the applicable date.)* Month _____ Day _____ Year _____

e Contribution rate information *(If more than one rate applies, check this box ☐ and see instructions regarding required attachment. Otherwise, complete items 13e(1) and 13e(2).)*
(1) Contribution rate (in dollars and cents) _____
(2) Base unit measure: ☐ Hourly ☐ Weekly ☐ Unit of production ☐ Other (specify):

14 Enter the number of participants on whose behalf no contributions were made by an employer as an employer of the participant for:

a The current year	**14a**	
b The plan year immediately preceding the current plan year	**14b**	
c The second preceding plan year	**14c**	

15 Enter the ratio of the number of participants under the plan on whose behalf no employer had an obligation to make an employer contribution during the current plan year to:

a The corresponding number for the plan year immediately preceding the current plan year	**15a**	
b The corresponding number for the second preceding plan year	**15b**	

16 Information with respect to any employers who withdrew from the plan during the preceding plan year:

a Enter the number of employers who withdrew during the preceding plan year	**16a**	
b If item 16a is greater than 0, enter the aggregate amount of withdrawal liability assessed or estimated to be assessed against such withdrawn employers	**16b**	

17 If assets and liabilities from another plan have been transferred to or merged with this plan during the plan year, check box and see instructions regarding supplemental information to be included as an attachment. ☐

Part VI Additional Information for Single-Employer and Multiemployer Defined Benefit Pension Plans

18 If any liabilities to participants or their beneficiaries under the plan as of the end of the plan year consist (in whole or in part) of liabilities to such participants and beneficiaries under two or more pension plans as of immediately before such plan year, check box and see instructions regarding supplemental information to be included as an attachment ☐

19 If the total number of participants is 1,000 or more, complete items (a) through (c)

a Enter the percentage of plan assets held as:
Stock: _____% Investment-Grade Debt: _____% High-Yield Debt: _____% Real Estate: _____% Other: _____%

b Provide the average duration of the combined investment-grade and high-yield debt:
☐ 0-3 years ☐ 3-6 years ☐ 6-9 years ☐ 9-12 years ☐ 12-15 years ☐ 15-18 years ☐ 18-21 years ☐ 21 years or more

c What duration measure was used to calculate item 19(b)?
☐ Effective duration ☐ Macaulay duration ☐ Modified duration ☐ Other (specify):

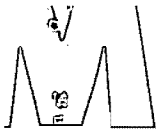

KKW Trucking, Inc.
401(k) Profit Sharing Plan

Financial Statements
and Supplemental Schedule

As of December 31, 2009 and 2008 and
For the Year Ended December 31, 2009

KKW Trucking, Inc.
401(k) Profit Sharing Plan

Contents

	Page
Independent Auditors' Report	1
Financial Statements	
Statements of Net Assets Available for Benefits – As of December 31, 2009 and 2008	2
Statement of Changes in Net Assets Available for Benefits for the Year Ended December 31, 2009	3
Notes to Financial Statements	4-14
Supplemental Schedule	
Form 5500 – Schedule H – Line 4i – Schedule of Assets (Held at End of Year) As of December 31, 2009	15

Note: Schedules other than that listed above have been omitted because the information is otherwise disclosed, not applicable or not required by 29 CFR 2520.103-10 of the Department of Labor's Rules and Regulations for Reporting and Disclosure under the Employee Retirement Income Security Act of 1974, as amended.

MEIR & MEIR
CERTIFIED PUBLIC ACCOUNTANTS

www.meirandmeir.com
139 SOUTH BEVERLY DR, SUITE 204
BEVERLY HILLS, CA 90212
310 274 7541 TEL
310 274 1015 FAX

Independent Auditors' Report

To the Participants and the Plan Administrative Committee
of KKW Trucking, Inc. 401(k) Profit Sharing Plan

We were engaged to audit the financial statements of KKW Trucking 401(k) Profit Sharing Plan ("Plan") as of December 31, 2009 and 2008, and for the year ended December 31, 2009, and the supplemental schedule as of and for the year ended December 31, 2009 as listed in the accompanying index. These financial statements and schedule are the responsibility of the Plan's management.

As permitted by 29 CFR 2520.103-8 of the Department of Labor's Rules and Regulations for Reporting and Disclosure under the Employee Retirement Income Security Act of 1974, the plan administrator instructed us not to perform, and we did not perform, any auditing procedures with respect to the information summarized in Note 10, which was certified by Merrill Lynch Bank and Trust Company ("Merrill Lynch"), and Reliance Trust Company ("Reliance") the trustees of the Plan, except for comparing the information with the related information included in the financial statements and the supplemental schedule. We have been informed by the plan administrator that the trustees hold the Plan's investment assets and execute investment transactions. The plan administrator has obtained a certification from the trustees as of and for the years ended December 31, 2009 and 2008, that the information provided to the plan administrator by the trustees is complete and accurate.

Because of the significance of the information that we did not audit, we are unable to, and do not, express an opinion on the accompanying financial statements and schedule taken as a whole. The form and content of the information included in the financial statements and schedule, other than that derived from the information certified by the trustees, have been audited by us in accordance with auditing standards generally accepted in the United States of America and, in our opinion, are presented in compliance with the Department of Labor's Rules and Regulations for Reporting and Disclosure under the Employee Retirement Income Security Act of 1974.

Meir & Meir

Beverly Hills, California
August 2, 2010

KKW Trucking, Inc.
401(k) Profit Sharing Plan

Statements of Net Assets Available for Benefits

As of December 31,	**2009**	2008
Assets		
Investments, at fair value	**$ 2,127,951**	$ 1,903,487
Employer contributions receivable	**7,743**	15,961
Employee contributions receivable	**26**	13,093
Net assets reflecting all investments at fair value	**2,135,720**	1,932,541
Adjustment from fair value to contract value for fully benefit responsive investment contracts	**(6,832)**	20,556
Net assets available for benefits	**$ 2,128,888**	$ 1,953,097

See accompanying notes to financial statements

KKW Trucking, Inc.
401(k) Profit Sharing Plan

Statement of Changes in Net Assets Available for Benefits

Year ended December 31,		2009
Additions		
Additions to net assets attributed to:		
Investment Income:		
Interest	$	3,386
Dividends		40,724
Total Investment Income		44,110
Contributions:		
Participants		196,056
Employer		22,640
Total Contributions		218,696
Total Additions		262,806
Deductions		
Deductions from net assets attributed to:		
Benefits paid to participants		489,343
Administrative and other expenses		8,774
Total deductions		498,117
Net appreciation (depreciation) in fair value of investments		411,102
Net increase (decrease)		175,791
Net assets available for benefits:		
Beginning of year		1,953,097
End of year	$	2,128,888

See accompanying notes to financial statements

1. Plan Description The following description of KKW Trucking, Inc. 401(k) Profit Sharing Plan ("Plan") provides only general information. Participants should refer to the Plan agreement for a more complete description of the Plan's provisions.

General

The Plan is a defined contribution plan that was adopted effective January 1, 1992 by KKW Trucking, Inc. ("Company") for the benefit of the Company's employees. It is subject to the provisions of the Employee Retirement Income Security Act of 1974 ("ERISA").

Contributions

Each year participants may contribute up to 75% of pretax annual compensation, as defined in the Plan limited to the maximum amount allowed by law for the Plan year. Participants may also contribute amounts representing distributions from other qualified defined benefits or contribution plans. The Company makes a matching contribution at the rate of $0.30 on the first 4% of base compensation.

Participant Accounts

Each participant's account is credited with the participant's contribution and allocations of (a) the Company's contribution and, (b) Plan earnings, and charged with an allocation of administrative expenses. Allocations are based on participant earnings or account balances, as defined. The benefit to which a participant is entitled is the benefit that can be provided from the participant's vested account.

Vesting

Participants are immediately vested in their voluntary contributions plus actual earnings thereon. Vesting in the Company's matching contribution plus earnings thereon is based on years of continuous service. A participant is 100 percent vested after six years of credited service.

1. Plan Description (Continued)

Participant Loans

Under the terms of the Plan, participants may borrow from their accounts a minimum of $1,000 up to the lesser of (1) 50 percent of their account balance or (2) $50,000 reduced by their highest unpaid loan balance outstanding (principle and interest) under the Plan during the preceding twelve-month period. The loans are secured by the balance in the participants' accounts and bear interest at a rate equal to the prime rate as published from time to time in the Wall Street Journal. Loans are repayable through payroll deductions. Loan terms are limited to a maximum of 5 years or generally up to 15 years for the purchase of a primary residence.

Payment of Benefits

Upon termination of service due to death, disability, or retirement from the Plan sponsor, participants may elect to receive the vested interest of their accounts in the form of a single sum of cash payment. Hardship withdrawals are also available.

Forfeited Accounts

At December 31, 2009 and 2008, forfeited nonvested accounts totaled $379 and $3,639 respectively. These accounts will be used to reduce future employer contributions. Also, in 2009 employer contributions were reduced by $9,657 from forfeited nonvested accounts.

Plan Administration

The Plan is administered by a committee appointed by the Company. The plan administrator controls and manages the operation and administration of the Plan.

Merrill Lynch Bank and Trust Company ("Merrill Lynch") was the trustee of the Plan from February 2007 until July 2008. In July 2008 Reliance Trust Company ("Reliance") became the trustee of the Plan. The Princeton Retirement Group, Inc. was the record-keeper of the Plan, until March 2008. In March 2008 The Hartford Retirement Services, LLC ("Hartford") became the record keeper.

1. Plan Description (Continued)

Eligibility

The Plan covers substantially all full-time employees of the Company who have completed one year of service and are age twenty-one or older.

Investments Options

Participants may direct both employee and employer contributions to be invested amongst various investment options as made available and determined by the plan administrator which are more fully described in the plan literature.

2. Summary of Significant Accounting Policies

Date of Management's Review

Subsequent events were evaluated through August 2, 2010, which is the date the financial statements were available to be issued.

Estimates

The preparation of financial statements in conformity with generally accepted accounting principles requires the plan administrator to make estimates and assumptions that affect certain reported amounts and disclosures. Accordingly, actual results may differ from those estimates.

Basis of Accounting

These financial statements are prepared on the accrual basis of accounting.

Investment contracts held by a defined-contribution plan are required to be reported at fair value. However, contract value is the relevant measurement attribute for that portion of the net assets available for benefits of a defined contribution plan attributable to fully benefit-responsive investment contracts because contract value is the amount participants would receive if they were to initiate permitted transactions under the terms of the plan. The Statement of

2. Summary of Significant Accounting Policies (Continued)

Net Assets Available for Benefits presents the fair value of the investment contracts as well as the adjustment of the fully benefit-responsive investment contracts from fair value to contract value. The Statement of Changes in Net Assets Available for Benefits is prepared on a contract value basis.

Investment Valuation and Income Recognition

Investments are reported at fair value. Fair value is the price that would be received to sell an asset or paid to transfer a liability in an orderly transaction between market participants at the measurement date. See Note 3 for discussion of fair value measurements.

Purchases and sales of securities are recorded on a trade-date basis. Interest income is recorded on the accrual basis. Dividends are recorded on the ex-dividend date. Net appreciation includes the plan's gains and losses on investments bought and sold as well as held during the year.

Payment of Benefits

Benefits are recorded when paid.

Operating Expenses

Expenses of maintaining the Plan are paid by the Company (see Note 6).

Net Appreciation (Depreciation) in Fair Value of Investments

Net appreciation (depreciation) in fair value of investments is based on the fair value of the assets at the beginning of the Plan year, or at the time of purchase during the Plan year, and the related fair value on the day investment are sold with respect to realized appreciation (depreciation), or on the last day of the year with respect to unrealized appreciation (depreciation).

2. Summary of Significant Accounting Policies (Continued)

Realized and unrealized appreciation (depreciation) is recorded in the accompanying statement of changes in net assets available for benefits as net appreciation (depreciation) in fair value of investments.

Recent Accounting Pronouncements

In April 2009, the Financial Accounting Standards Board (FASB) issued guidance under ASC 820, formerly known as FSP FAS 157-4, Determining Fair Value When the Volume and Level of Activity for the Asset or Liability Have Significantly Decreased and Identifying Transactions That Are Not Orderly). ASC 820 reaffirms that fair value is the price that would be received to sell an asset or paid to transfer a liability in an orderly transaction between market participants at the measurement date under current market conditions. The guidance also reaffirms the need to use judgment in determining if a formerly active market has become inactive and in determining fair values when the market has become inactive. This guidance was adopted by the Plan and did not have a material impact on the Plan's financial statements.

In June 2009, the FASB issued guidance under ASC 105, Generally Accepted Accounting Principles, which was formerly referred to as FASB Statement of Financial Accounting Standards No. 168, FASB Accounting Standards Codification and the Hierarchy of Generally Accepted Accounting Principles – A Replacement of FASB Statement No. 162. This guidance establishes the FASB Accounting Standards Codification (the Codification) as the source of authoritative U.S. generally accepted accounting principles (GAAP) for nongovernmental entities. The Codification supersedes all existing non-SEC accounting and reporting standards. Rules and interpretive releases of the SEC under authority of federal security laws remain authoritative GAAP for SEC registrants. This guidance and the Codification are effective for financial statements issued for annual periods ending after September 15, 2009. As the Codification did not change existing GAAP, the adoption did not have an impact on the Plan's financial statements.

2. Summary of Significant Accounting Policies (Continued)

During 2009, the Plan adopted FASB Statement No. 165, Subsequent Events, or ASC 855, which was issued in May 2009 and is effective for fiscal years and interim periods ending after June 15, 2009. ASC 855 requires evaluation of subsequent events through the date of financial statement issuance. The adoption of this guidance is reflected in these financial statements.

In September 2009, the FASB issued ASC Update 2009-12, Fair Value Measurements and Disclosures (Topic 820) — Investment in Certain Entities that Calculate Net Asset Value per Share (or Its Equivalent). This update provides guidance on estimating the fair value of a company's investments in investment companies when the investment does not have a readily determinable fair value. It permits the use of the investment's net asset value as a practical expedient to determine fair value. This guidance also required additional disclosure of the attributes of these investments such as: (i) the nature of any restrictions on the reporting entity's ability to redeem its investment; (ii) unfunded commitments; and (iii) investment strategies of the investees. This guidance is effective for periods ending after December 15, 2009. The adoption did not have a material impact on the Plan's financial condition or results of operations and all applicable disclosures are included in these financial statements.

In January 2010, the FASB issued ASC Update 2010-06, Fair Value Measurements and Disclosures (Topic 820) – Improving Disclosures about Fair Value Measurements. This guidance requires: (i) separate disclosure of significant transfers between Level 1 and Level 2 and reasons for the transfers; (ii) disclosure, on a gross basis, of purchases, sales, issuances, and net settlements within Level 3; (iii) disclosures by class of assets and liabilities; and (iv) a description of the valuation techniques and inputs used to measure fair value for both recurring and nonrecurring fair value measurements. This guidance is effective for reporting periods beginning after December 15, 2009, except for the Level 3 disclosure requirements, which will be effective for fiscal years beginning after December 15, 2010 and interim periods within those fiscal years. The adoption of this guidance is reflected, where applicable, throughout these financial statements.

3. Fair Value Measurement

The Plan's investments are reported at fair value in the accompanying statements of net assets available for benefit. The methods used to measure fair value may produce an amount that may not be indicative of net realizable value or reflective of future fair values. Furthermore, although the Plan believes its valuation methods are appropriate and consistent with other market participants, the use of different methodologies or assumptions to determine the fair value of certain financial instruments could result in a different fair value measurement at the reporting date.

		Fair Value Measurements at Reporting Date Using:		
As of December 31, 2009	Fair Value	Quoted Prices in Active Markets for Identical Assets (Level 1)	Significant Other Observable Inputs (Level 2)	Significant Unobservable Inputs (Level 3)
Mutual funds	$ 1,688,672	$ 1,688,672	$ -	$ -
Common collective trust	348,023	-	348,023	-
Participant loans	91,256	-	-	91,256
Total	$ 2,127,951	$ 1,688,672	$ 348,023	$ 91,256
As of December 31, 2008				
Mutual Funds	$ 1,396,992	$ 1,396,992	$ -	$ -
Common collective trust	428,596	-	428,596	-
Participant loans	77,899	-	-	77,899
Total	$ 1,903,487	$ 1,396,992	$ 428,596	$ 77,899

The fair value measurement accounting literature establishes a fair value hierarchy that prioritizes the inputs to valuation techniques used to measure fair value. This hierarchy consists of three broad levels: Level 1 inputs consist of unadjusted quoted prices in active markets for identical assets and have the highest priority, and Level 3 inputs have the lowest priority. The Plan uses appropriate valuation techniques based on the available inputs to measure the fair value of its investments. When available, the Plan measures fair value using Level 1 inputs because they generally provide the most reliable evidence of fair value. Level 3 inputs were only used when Level 1 or Level 2 inputs were not available.

Level 1 Fair Value Measurements

The fair value of mutual funds is based on quoted net asset values of the shares held by the Plan at year-end.

3. Fair Value Measurement (Continued)

Level 2 Fair Value Measurements

The fair value of the investment in the collective trust is based on the market values of the underlying assets within the trust. Short term obligations are valued at amortized cost which approximates fair value. Fair values of individual assets of synthetic guaranteed investment contracts are valued by an independent agent. The fair value of the wrap contracts is based on the change in the present value of the contract's replacement cost.

Level 3 Fair Value Measurements

Participant loans are not actively traded and significant other observable inputs are not available. Thus, the fair value of participant loans approximates the amortized cost of the loans because the loans are secured by each respective participant's account balance. The following table provides further details of the Level 3 fair value measurements.

Fair Value Measurements Using Significant Unobservable Inputs (Level 3)

As of December 31, 2009	Participant Loans	Total
Beginning Balance	$ 77,899	$ 77,899
Total gains or losses (realized and unrealized) included in changes in net assets available for benefits	-	-
Purachases, sales, issuances and settlements (net)	13,357	13,357
Ending balance	$ 91,256	$ 91,256
As of December 31, 2008		
Beginning Balance	$ 71,515	$ 71,515
Total gains or losses (realized and unrealized) included in changes in net assets available for benefits	-	-
Purachases, sales, issuances and settlements (net)	6,384	6,384
Ending balance	$ 77,899	$ 77,899

3. Fair Value Measurement (Continued)

Gains and losses(realized and unrealized) included in changes in net assets available for benefits for the year ended December 31, 2009 are reported in net appreciation in fair value of investments.

4. Investments

The following presents investments that represent 5% or more of the Plan's net assets.

December 31,	2009	2008
Invesco Stable Value Trust	$ 341,191	$ 449,152
Managers Fixed Income A	213,486	146,082
AIM International Growth	158,385	132,168
Growth Fund of America	151,858	121,385
JP Morgan Mid Cap Growth	148,651	-
American Balanced R3	186,824	247,362
American Century Small Cap VA	148,168	109,957
JP Morgan Capital Growth Fund	-	124,317

During 2009, the Plan's investments (including gains and losses on investments bought and sold, as well as held during the year) appreciated in value by $411,102. All appreciation is attributed to mutual funds.

5. Investment in Collective Trust

One of the investment options offered by the Plan is the Invesco Stable Value Trust ("Trust"), a collective trust that invests primarily in synthetic Guaranteed Investment Contracts ("Investment Contracts") and short term obligations.

Contract value (cost plus accrued interest) is the relevant measurement attribute for that portion of the net assets that are fully benefit-responsive investment contracts provided the Trust is established as part of one or more qualified employer-sponsored defined contribution plans. Because the Trust's contracts are fully benefit responsive and because the Trust has been established for the collective investment of one or more qualified employer-sponsored defined contribution plans, the Trust values its investments at contract value. Contract value is considered the relevant measurement attribute because that is the amount participants in the Trust would receive if they were to initiate permitted transactions under the term of the underlying defined contribution plan.

www.meirandmeir.com

5. Investment in Collective Trust (Continued)

All investment contracts have a zero percent minimum interest crediting. All investment contracts are reset at least quarterly, although under certain circumstances such as a large deposit or withdrawal, they may be reset more frequently.

The fair value of the Plan investment in the Trust at December 31, 2009 and 2008 was $348,023 and $428,596 respectively. The average yield earned by the Trust was 3.09% and 6.45% at December 31, 2009 and 2008 respectively. The average crediting interest rate to participants in the Trust was 3.89% and 3.34% at December 31, 2009 and 2008 respectively.

The existence of certain conditions can limit the Trust's ability to transact at contract value with the participants in the trust. Examples of such conditions include, but are not limited to, partial or complete legal termination of a unitholder, tax disqualification of the Trust or unitholder, withdrawal of a plan sponsor, and certain Trust amendments without consent from the issuer. As of December 31, 2009 the Trust's Trustee believes the occurrence of an event that would limit the ability of the Trust to transact at contract value with the participants in the Trust is not probable.

6. Related Party Transactions

In 2008 Merrill Lynch invested certain Plan assets in its collective trust. Merrill Lynch was the trustee as defined by the Plan and, therefore, these transactions qualified as party-in-interest transactions.

The Company provides certain accounting and administrative services to the Plan for which no fees are charged. These expenses constitute exempt party-in interest transactions under ERISA.

7. Plan Termination

Although it has not expressed any intent to do so, the Company has the right under the Plan to discontinue its contributions at any time and to terminate the Plan subject to the provisions of ERISA. In the event of Plan termination, participants would become 100% vested in their employer contributions.

8. Tax Status

The Plan currently operates under a prototype plan offered by Hartford. The plan has been amended since the adoption of the Hartford Prototype Defined Contribution Plan; however, the plan administrator and legal counsel believe that the Plan is designed and is currently being operated in compliance with the applicable requirements of the Internal Revenue Code.

9. Risks and Uncertainties

The Plan invests in various investment securities. Investment securities are exposed to various risks such as interest rate, market, and credit risks. Due to the level of risk associated with certain investment securities, it is at least reasonably possible that changes in the values of investment securities will occur in the near term and that such changes could materially affect participants' account balances and the amounts reported in the statements of net assets available for benefits.

The Plan is required to disclose significant concentrations of credit risk regardless of the degree of such risk. At December 31, 2009 and 2008, the financial instruments, which potentially subject the Plan to a concentration of credit risk, consisted principally of cash, investments and participant loans.

10. Trustee Certification

The investment balance and related investment information included in the financial statements, accompanying notes and supplemental schedule are derived from statements which have been certified by Merrill Lynch and Reliance as complete and accurate in accordance with 29 CFR 2520.103-5 of the Department of Labor's Rules and Regulations for Reporting and Disclosure under ERISA.

11. Non-Exempt Transactions

In 2008 the Company was not in compliance with the Department of Labor requirements to remit certain participant contributions to the Plan within 15 business days of the month following the month in which the participant contributions are withheld or received by the employer. The untimely remittance of participant contributions constitutes a deemed loan to the Company and certain interest payments are due to the Plan from the Company.

12. Sale of Company's Division

In July 2008 the Company sold one of its divisions with its 104 employees to Worldwide Specialists, Inc. ("Worldwide"). Subsequent to the sale, the Company kept the employees on its payroll and billed worldwide for the cost ("Leased Employees"). The Leased Employees remained eligible to participate in the Plan. The lease relationship ended on December 31, 2008.

KKW Trucking, Inc.
401(k) Profit Sharing Plan

Form 5500 – Schedule H – Line 4i – Schedule of Assets (Held at End of Year) as of December 31, 2009

EIN: 95-2234403
Plan number: 001

Identity of Issue, Borrower, Lessor, or Similar Party	Decription of Investment, including Maurity Date, Rate of Interest, Par or Maturity Value	Current Value

See attached Schedule of Assets Held for Investment Purposes as provided by the trustee.

* Represents a party-in-interest.

ICU ID: 345345345 ICU NAME: RETIREMENT RESOURCE GROUP
PLAN ID: 001228 PLAN NAME: KKW TRUCKING, INC. 401(K) PLAN

ALL AMOUNTS ARE IN DOLLARS ($)

PLAN TOTALS

	BEGINNING OF PERIOD ASSETS	END OF PERIOD ASSETS	FORFEITURE ASSETS	PROFIT SHARING ACCT ASSETS	TOTAL PLAN ASSETS
JPMCAPGRA	124,316.92	0.00	0.00	0.00	0.00
EVLGCPVALA	27,631.35	28,197.43	0.00	0.00	28,197.43
DODCOXINT	61,468.29	90,873.56	0.00	0.00	90,873.56
AFGRWFDA	121,384.58	151,858.33	0.00	0.00	151,858.33
PIMTOTRTAD	64,599.04	81,208.37	0.00	0.00	81,208.37
ASTOPTMCN	40,654.12	66,818.23	0.00	0.00	66,818.23
JPMDIVMCGA	0.00	148,651.23	0.00	0.00	148,651.23
MANAGFIXIA	146,082.21	213,486.00	0.00	0.00	213,486.00
TRORETINAV	8,141.35	10,104.78	0.00	0.00	10,104.78
TRO2040ADV	45,272.66	65,265.79	0.00	0.00	65,265.79
TRO2030ADV	14,744.74	39,180.93	0.00	0.00	39,180.93
TRO2020ADV	70,093.30	63,826.42	0.00	0.00	63,826.42
TRO2010ADV	7,633.80	8,095.69	0.00	0.00	8,095.69
DRYACTMDA	0.00	0.00	0.00	0.00	0.00
INVINTGROA	132,167.83	158,384.86	0.00	0.00	158,384.86
ALZRCMTECA	42,575.60	82,623.75	0.00	0.00	82,623.75
AMBALANCR3	247,361.82	186,823.87	0.00	0.00	186,823.87
BARONGRWTH	48,752.47	61,593.89	0.00	0.00	61,593.89
INVESCO SE	0.00	0.00	0.00	0.00	0.00
INVESCO BA	0.00	0.00	0.00	0.00	0.00
AIM TOTAL	0.00	0.00	0.00	0.00	0.00
AIM PREMIE	0.00	0.00	0.00	0.00	0.00
INVESCO CA	0.00	0.00	0.00	0.00	0.00
AIM DYNAMI	0.00	0.00	0.00	0.00	0.00
INVESCO GR	0.00	0.00	0.00	0.00	0.00
AIMSMLLINV	0.00	0.00	0.00	0.00	0.00
INVICINV	0.00	0.00	0.00	0.00	0.00
INVLGCPGI	0.00	0.00	0.00	0.00	0.00
INVMMINV	0.00	0.00	0.00	0.00	0.00
INVTECINV	0.00	0.00	0.00	0.00	0.00
AMCNSMVLA	109,957.08	148,167.92	0.00	0.00	148,167.92
HOTLGCVALI	0.00	0.00	0.00	0.00	0.00
NBPTNRSTR	84,154.68	83,510.85	0.00	0.00	83,510.85
INV5001DXT	0.00	0.00	0.00	0.00	0.00
INVSTBVLTR	445,512.62	340,812.02	379.30	0.00	341,191.32
LOAN	73,361.55	91,255.91	0.00	0.00	91,255.91
TOTAL	1,915,866.01	2,120,739.83	379.30	0.00	2,121,119.13
ELEC DEF	1,605,053.82	1,786,180.76	0.00	0.00	1,786,180.76
MATCH	261,123.97	294,103.62	378.70	0.00	294,482.32
ROLLOVER	19,390.41	12,323.61	0.00	0.00	12,323.61
DISCRETN	30,297.81	28,131.84	0.60	0.00	28,132.44
TOTAL	1,915,866.01	2,120,739.83	379.30	0.00	2,121,119.13

www.meirandmeir.com

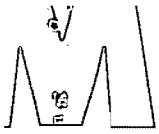

KKW Trucking, Inc.
401(k) Profit Sharing Plan

Financial Statements
and Supplemental Schedule

As of December 31, 2009 and 2008 and
For the Year Ended December 31, 2009

KKW Trucking, Inc.
401(k) Profit Sharing Plan

Contents

	Page
Independent Auditors' Report	1
Financial Statements	
Statements of Net Assets Available for Benefits – As of December 31, 2009 and 2008	2
Statement of Changes in Net Assets Available for Benefits for the Year Ended December 31, 2009	3
Notes to Financial Statements	4-14
Supplemental Schedule	
Form 5500 – Schedule H – Line 4i – Schedule of Assets (Held at End of Year) As of December 31, 2009	15

Note: Schedules other than that listed above have been omitted because the information is otherwise disclosed, not applicable or not required by 29 CFR 2520.103-10 of the Department of Labor's Rules and Regulations for Reporting and Disclosure under the Employee Retirement Income Security Act of 1974, as amended.

MEIR & MEIR
CERTIFIED PUBLIC ACCOUNTANTS

www.meirandmeir.com
139 SOUTH BEVERLY DR, SUITE 204
BEVERLY HILLS, CA 90212
310 274 7541 TEL
310 274 1015 FAX

Independent Auditors' Report

To the Participants and the Plan Administrative Committee
of KKW Trucking, Inc. 401(k) Profit Sharing Plan

We were engaged to audit the financial statements of KKW Trucking 401(k) Profit Sharing Plan ("Plan") as of December 31, 2009 and 2008, and for the year ended December 31, 2009, and the supplemental schedule as of and for the year ended December 31, 2009 as listed in the accompanying index. These financial statements and schedule are the responsibility of the Plan's management.

As permitted by 29 CFR 2520.103-8 of the Department of Labor's Rules and Regulations for Reporting and Disclosure under the Employee Retirement Income Security Act of 1974, the plan administrator instructed us not to perform, and we did not perform, any auditing procedures with respect to the information summarized in Note 10, which was certified by Merrill Lynch Bank and Trust Company ("Merrill Lynch"), and Reliance Trust Company ("Reliance") the trustees of the Plan, except for comparing the information with the related information included in the financial statements and the supplemental schedule. We have been informed by the plan administrator that the trustees hold the Plan's investment assets and execute investment transactions. The plan administrator has obtained a certification from the trustees as of and for the years ended December 31, 2009 and 2008, that the information provided to the plan administrator by the trustees is complete and accurate.

Because of the significance of the information that we did not audit, we are unable to, and do not, express an opinion on the accompanying financial statements and schedule taken as a whole. The form and content of the information included in the financial statements and schedule, other than that derived from the information certified by the trustees, have been audited by us in accordance with auditing standards generally accepted in the United States of America and, in our opinion, are presented in compliance with the Department of Labor's Rules and Regulations for Reporting and Disclosure under the Employee Retirement Income Security Act of 1974.

Meir & Meir

Beverly Hills, California
August 2, 2010

KKW Trucking, Inc.
401(k) Profit Sharing Plan

Statements of Net Assets Available for Benefits

As of December 31,	**2009**	2008
Assets		
Investments, at fair value	**$ 2,127,951**	$ 1,903,487
Employer contributions receivable	**7,743**	15,961
Employee contributions receivable	**26**	13,093
Net assets reflecting all investments at fair value	**2,135,720**	1,932,541
Adjustment from fair value to contract value for fully benefit responsive investment contracts	**(6,832)**	20,556
Net assets available for benefits	**$ 2,128,888**	$ 1,953,097

See accompanying notes to financial statements

KKW Trucking, Inc.
401(k) Profit Sharing Plan

Statement of Changes in Net Assets Available for Benefits

Year ended December 31,		2009
Additions		
Additions to net assets attributed to:		
Investment Income:		
Interest	$	3,386
Dividends		40,724
Total Investment Income		44,110
Contributions:		
Participants		196,056
Employer		22,640
Total Contributions		218,696
Total Additions		262,806
Deductions		
Deductions from net assets attributed to:		
Benefits paid to participants		489,343
Administrative and other expenses		8,774
Total deductions		498,117
Net appreciation (depreciation) in fair value of investments		411,102
Net increase (decrease)		175,791
Net assets available for benefits:		
Beginning of year		1,953,097
End of year	$	2,128,888

See accompanying notes to financial statements

1. Plan Description The following description of KKW Trucking, Inc. 401(k) Profit Sharing Plan ("Plan") provides only general information. Participants should refer to the Plan agreement for a more complete description of the Plan's provisions.

General

The Plan is a defined contribution plan that was adopted effective January 1, 1992 by KKW Trucking, Inc. ("Company") for the benefit of the Company's employees. It is subject to the provisions of the Employee Retirement Income Security Act of 1974 ("ERISA").

Contributions

Each year participants may contribute up to 75% of pretax annual compensation, as defined in the Plan limited to the maximum amount allowed by law for the Plan year. Participants may also contribute amounts representing distributions from other qualified defined benefits or contribution plans. The Company makes a matching contribution at the rate of $0.30 on the first 4% of base compensation.

Participant Accounts

Each participant's account is credited with the participant's contribution and allocations of (a) the Company's contribution and, (b) Plan earnings, and charged with an allocation of administrative expenses. Allocations are based on participant earnings or account balances, as defined. The benefit to which a participant is entitled is the benefit that can be provided from the participant's vested account.

Vesting

Participants are immediately vested in their voluntary contributions plus actual earnings thereon. Vesting in the Company's matching contribution plus earnings thereon is based on years of continuous service. A participant is 100 percent vested after six years of credited service.

1. Plan Description (Continued)

Participant Loans

Under the terms of the Plan, participants may borrow from their accounts a minimum of $1,000 up to the lesser of (1) 50 percent of their account balance or (2) $50,000 reduced by their highest unpaid loan balance outstanding (principle and interest) under the Plan during the preceding twelve-month period. The loans are secured by the balance in the participants' accounts and bear interest at a rate equal to the prime rate as published from time to time in the Wall Street Journal. Loans are repayable through payroll deductions. Loan terms are limited to a maximum of 5 years or generally up to 15 years for the purchase of a primary residence.

Payment of Benefits

Upon termination of service due to death, disability, or retirement from the Plan sponsor, participants may elect to receive the vested interest of their accounts in the form of a single sum of cash payment. Hardship withdrawals are also available.

Forfeited Accounts

At December 31, 2009 and 2008, forfeited nonvested accounts totaled $379 and $3,639 respectively. These accounts will be used to reduce future employer contributions. Also, in 2009 employer contributions were reduced by $9,657 from forfeited nonvested accounts.

Plan Administration

The Plan is administered by a committee appointed by the Company. The plan administrator controls and manages the operation and administration of the Plan.

Merrill Lynch Bank and Trust Company ("Merrill Lynch") was the trustee of the Plan from February 2007 until July 2008. In July 2008 Reliance Trust Company ("Reliance") became the trustee of the Plan. The Princeton Retirement Group, Inc. was the record-keeper of the Plan, until March 2008. In March 2008 The Hartford Retirement Services, LLC ("Hartford") became the record keeper.

1. Plan Description (Continued)

Eligibility

The Plan covers substantially all full-time employees of the Company who have completed one year of service and are age twenty-one or older.

Investments Options

Participants may direct both employee and employer contributions to be invested amongst various investment options as made available and determined by the plan administrator which are more fully described in the plan literature.

2. Summary of Significant Accounting Policies

Date of Management's Review

Subsequent events were evaluated through August 2, 2010, which is the date the financial statements were available to be issued.

Estimates

The preparation of financial statements in conformity with generally accepted accounting principles requires the plan administrator to make estimates and assumptions that affect certain reported amounts and disclosures. Accordingly, actual results may differ from those estimates.

Basis of Accounting

These financial statements are prepared on the accrual basis of accounting.

Investment contracts held by a defined-contribution plan are required to be reported at fair value. However, contract value is the relevant measurement attribute for that portion of the net assets available for benefits of a defined contribution plan attributable to fully benefit-responsive investment contracts because contract value is the amount participants would receive if they were to initiate permitted transactions under the terms of the plan. The Statement of

2. Summary of Significant Accounting Policies (Continued)

Net Assets Available for Benefits presents the fair value of the investment contracts as well as the adjustment of the fully benefit-responsive investment contracts from fair value to contract value. The Statement of Changes in Net Assets Available for Benefits is prepared on a contract value basis.

Investment Valuation and Income Recognition

Investments are reported at fair value. Fair value is the price that would be received to sell an asset or paid to transfer a liability in an orderly transaction between market participants at the measurement date. See Note 3 for discussion of fair value measurements.

Purchases and sales of securities are recorded on a trade-date basis. Interest income is recorded on the accrual basis. Dividends are recorded on the ex-dividend date. Net appreciation includes the plan's gains and losses on investments bought and sold as well as held during the year.

Payment of Benefits

Benefits are recorded when paid.

Operating Expenses

Expenses of maintaining the Plan are paid by the Company (see Note 6).

Net Appreciation (Depreciation) in Fair Value of Investments

Net appreciation (depreciation) in fair value of investments is based on the fair value of the assets at the beginning of the Plan year, or at the time of purchase during the Plan year, and the related fair value on the day investment are sold with respect to realized appreciation (depreciation), or on the last day of the year with respect to unrealized appreciation (depreciation).

2. Summary of Significant Accounting Policies (Continued)

Realized and unrealized appreciation (depreciation) is recorded in the accompanying statement of changes in net assets available for benefits as net appreciation (depreciation) in fair value of investments.

Recent Accounting Pronouncements

In April 2009, the Financial Accounting Standards Board (FASB) issued guidance under ASC 820, formerly known as FSP FAS 157-4, Determining Fair Value When the Volume and Level of Activity for the Asset or Liability Have Significantly Decreased and Identifying Transactions That Are Not Orderly). ASC 820 reaffirms that fair value is the price that would be received to sell an asset or paid to transfer a liability in an orderly transaction between market participants at the measurement date under current market conditions. The guidance also reaffirms the need to use judgment in determining if a formerly active market has become inactive and in determining fair values when the market has become inactive. This guidance was adopted by the Plan and did not have a material impact on the Plan's financial statements.

In June 2009, the FASB issued guidance under ASC 105, Generally Accepted Accounting Principles, which was formerly referred to as FASB Statement of Financial Accounting Standards No. 168, FASB Accounting Standards Codification and the Hierarchy of Generally Accepted Accounting Principles – A Replacement of FASB Statement No. 162. This guidance establishes the FASB Accounting Standards Codification (the Codification) as the source of authoritative U.S. generally accepted accounting principles (GAAP) for nongovernmental entities. The Codification supersedes all existing non-SEC accounting and reporting standards. Rules and interpretive releases of the SEC under authority of federal security laws remain authoritative GAAP for SEC registrants. This guidance and the Codification are effective for financial statements issued for annual periods ending after September 15, 2009. As the Codification did not change existing GAAP, the adoption did not have an impact on the Plan's financial statements.

2. Summary of Significant Accounting Policies (Continued)

During 2009, the Plan adopted FASB Statement No. 165, Subsequent Events, or ASC 855, which was issued in May 2009 and is effective for fiscal years and interim periods ending after June 15, 2009. ASC 855 requires evaluation of subsequent events through the date of financial statement issuance. The adoption of this guidance is reflected in these financial statements.

In September 2009, the FASB issued ASC Update 2009-12, Fair Value Measurements and Disclosures (Topic 820) — Investment in Certain Entities that Calculate Net Asset Value per Share (or Its Equivalent). This update provides guidance on estimating the fair value of a company's investments in investment companies when the investment does not have a readily determinable fair value. It permits the use of the investment's net asset value as a practical expedient to determine fair value. This guidance also required additional disclosure of the attributes of these investments such as: (i) the nature of any restrictions on the reporting entity's ability to redeem its investment; (ii) unfunded commitments; and (iii) investment strategies of the investees. This guidance is effective for periods ending after December 15, 2009. The adoption did not have a material impact on the Plan's financial condition or results of operations and all applicable disclosures are included in these financial statements.

In January 2010, the FASB issued ASC Update 2010-06, Fair Value Measurements and Disclosures (Topic 820) – Improving Disclosures about Fair Value Measurements. This guidance requires: (i) separate disclosure of significant transfers between Level 1 and Level 2 and reasons for the transfers; (ii) disclosure, on a gross basis, of purchases, sales, issuances, and net settlements within Level 3; (iii) disclosures by class of assets and liabilities; and (iv) a description of the valuation techniques and inputs used to measure fair value for both recurring and nonrecurring fair value measurements. This guidance is effective for reporting periods beginning after December 15, 2009, except for the Level 3 disclosure requirements, which will be effective for fiscal years beginning after December 15, 2010 and interim periods within those fiscal years. The adoption of this guidance is reflected, where applicable, throughout these financial statements.

3. Fair Value Measurement

The Plan's investments are reported at fair value in the accompanying statements of net assets available for benefit. The methods used to measure fair value may produce an amount that may not be indicative of net realizable value or reflective of future fair values. Furthermore, although the Plan believes its valuation methods are appropriate and consistent with other market participants, the use of different methodologies or assumptions to determine the fair value of certain financial instruments could result in a different fair value measurement at the reporting date.

		Fair Value Measurements at Reporting Date Using:		
As of December 31, 2009	Fair Value	Quoted Prices in Active Markets for Identical Assets (Level 1)	Significant Other Observable Inputs (Level 2)	Significant Unobservable Inputs (Level 3)
Mutual funds	$ 1,688,672	$ 1,688,672	$ -	$ -
Common collective trust	348,023	-	348,023	-
Participant loans	91,256	-	-	91,256
Total	$ 2,127,951	$ 1,688,672	$ 348,023	$ 91,256
As of December 31, 2008				
Mutual Funds	$ 1,396,992	$ 1,396,992	$ -	$ -
Common collective trust	428,596	-	428,596	-
Participant loans	77,899	-	-	77,899
Total	$ 1,903,487	$ 1,396,992	$ 428,596	$ 77,899

The fair value measurement accounting literature establishes a fair value hierarchy that prioritizes the inputs to valuation techniques used to measure fair value. This hierarchy consists of three broad levels: Level 1 inputs consist of unadjusted quoted prices in active markets for identical assets and have the highest priority, and Level 3 inputs have the lowest priority. The Plan uses appropriate valuation techniques based on the available inputs to measure the fair value of its investments. When available, the Plan measures fair value using Level 1 inputs because they generally provide the most reliable evidence of fair value. Level 3 inputs were only used when Level 1 or Level 2 inputs were not available.

Level 1 Fair Value Measurements

The fair value of mutual funds is based on quoted net asset values of the shares held by the Plan at year-end.

3. Fair Value Measurement (Continued)

Level 2 Fair Value Measurements

The fair value of the investment in the collective trust is based on the market values of the underlying assets within the trust. Short term obligations are valued at amortized cost which approximates fair value. Fair values of individual assets of synthetic guaranteed investment contracts are valued by an independent agent. The fair value of the wrap contracts is based on the change in the present value of the contract's replacement cost.

Level 3 Fair Value Measurements

Participant loans are not actively traded and significant other observable inputs are not available. Thus, the fair value of participant loans approximates the amortized cost of the loans because the loans are secured by each respective participant's account balance. The following table provides further details of the Level 3 fair value measurements.

Fair Value Measurements Using Significant Unobservable Inputs (Level 3)

As of December 31, 2009	Participant Loans	Total
Beginning Balance	$ 77,899	$ 77,899
Total gains or losses (realized and unrealized) included in changes in net assets available for benefits	-	-
Purachases, sales, issuances and settlements (net)	13,357	13,357
Ending balance	$ 91,256	$ 91,256
As of December 31, 2008		
Beginning Balance	$ 71,515	$ 71,515
Total gains or losses (realized and unrealized) included in changes in net assets available for benefits	-	-
Purachases, sales, issuances and settlements (net)	6,384	6,384
Ending balance	$ 77,899	$ 77,899

3. Fair Value Measurement (Continued)

Gains and losses(realized and unrealized) included in changes in net assets available for benefits for the year ended December 31, 2009 are reported in net appreciation in fair value of investments.

4. Investments

The following presents investments that represent 5% or more of the Plan's net assets.

December 31,	2009	2008
Invesco Stable Value Trust	$ 341,191	$ 449,152
Managers Fixed Income A	213,486	146,082
AIM International Growth	158,385	132,168
Growth Fund of America	151,858	121,385
JP Morgan Mid Cap Growth	148,651	-
American Balanced R3	186,824	247,362
American Century Small Cap VA	148,168	109,957
JP Morgan Capital Growth Fund	-	124,317

During 2009, the Plan's investments (including gains and losses on investments bought and sold, as well as held during the year) appreciated in value by $411,102. All appreciation is attributed to mutual funds.

5. Investment in Collective Trust

One of the investment options offered by the Plan is the Invesco Stable Value Trust ("Trust"), a collective trust that invests primarily in synthetic Guaranteed Investment Contracts ("Investment Contracts") and short term obligations.

Contract value (cost plus accrued interest) is the relevant measurement attribute for that portion of the net assets that are fully benefit-responsive investment contracts provided the Trust is established as part of one or more qualified employer-sponsored defined contribution plans. Because the Trust's contracts are fully benefit responsive and because the Trust has been established for the collective investment of one or more qualified employer-sponsored defined contribution plans, the Trust values its investments at contract value. Contract value is considered the relevant measurement attribute because that is the amount participants in the Trust would receive if they were to initiate permitted transactions under the term of the underlying defined contribution plan.

www.meirandmeir.com

5. Investment in Collective Trust (Continued)

All investment contracts have a zero percent minimum interest crediting. All investment contracts are reset at least quarterly, although under certain circumstances such as a large deposit or withdrawal, they may be reset more frequently.

The fair value of the Plan investment in the Trust at December 31, 2009 and 2008 was $348,023 and $428,596 respectively. The average yield earned by the Trust was 3.09% and 6.45% at December 31, 2009 and 2008 respectively. The average crediting interest rate to participants in the Trust was 3.89% and 3.34% at December 31, 2009 and 2008 respectively.

The existence of certain conditions can limit the Trust's ability to transact at contract value with the participants in the trust. Examples of such conditions include, but are not limited to, partial or complete legal termination of a unitholder, tax disqualification of the Trust or unitholder, withdrawal of a plan sponsor, and certain Trust amendments without consent from the issuer. As of December 31, 2009 the Trust's Trustee believes the occurrence of an event that would limit the ability of the Trust to transact at contract value with the participants in the Trust is not probable.

6. Related Party Transactions

In 2008 Merrill Lynch invested certain Plan assets in its collective trust. Merrill Lynch was the trustee as defined by the Plan and, therefore, these transactions qualified as party-in-interest transactions.

The Company provides certain accounting and administrative services to the Plan for which no fees are charged. These expenses constitute exempt party-in interest transactions under ERISA.

7. Plan Termination

Although it has not expressed any intent to do so, the Company has the right under the Plan to discontinue its contributions at any time and to terminate the Plan subject to the provisions of ERISA. In the event of Plan termination, participants would become 100% vested in their employer contributions.

8. Tax Status

The Plan currently operates under a prototype plan offered by Hartford. The plan has been amended since the adoption of the Hartford Prototype Defined Contribution Plan; however, the plan administrator and legal counsel believe that the Plan is designed and is currently being operated in compliance with the applicable requirements of the Internal Revenue Code.

9. Risks and Uncertainties

The Plan invests in various investment securities. Investment securities are exposed to various risks such as interest rate, market, and credit risks. Due to the level of risk associated with certain investment securities, it is at least reasonably possible that changes in the values of investment securities will occur in the near term and that such changes could materially affect participants' account balances and the amounts reported in the statements of net assets available for benefits.

The Plan is required to disclose significant concentrations of credit risk regardless of the degree of such risk. At December 31, 2009 and 2008, the financial instruments, which potentially subject the Plan to a concentration of credit risk, consisted principally of cash, investments and participant loans.

10. Trustee Certification

The investment balance and related investment information included in the financial statements, accompanying notes and supplemental schedule are derived from statements which have been certified by Merrill Lynch and Reliance as complete and accurate in accordance with 29 CFR 2520.103-5 of the Department of Labor's Rules and Regulations for Reporting and Disclosure under ERISA.

11. Non-Exempt Transactions

In 2008 the Company was not in compliance with the Department of Labor requirements to remit certain participant contributions to the Plan within 15 business days of the month following the month in which the participant contributions are withheld or received by the employer. The untimely remittance of participant contributions constitutes a deemed loan to the Company and certain interest payments are due to the Plan from the Company.

12. Sale of Company's Division

In July 2008 the Company sold one of its divisions with its 104 employees to Worldwide Specialists, Inc. ("Worldwide"). Subsequent to the sale, the Company kept the employees on its payroll and billed worldwide for the cost ("Leased Employees"). The Leased Employees remained eligible to participate in the Plan. The lease relationship ended on December 31, 2008.

KKW Trucking, Inc.
401(k) Profit Sharing Plan

Form 5500 – Schedule H – Line 4i – Schedule of Assets (Held at End of Year) as of December 31, 2009

EIN: 95-2234403
Plan number: 001

Identity of Issue, Borrower, Lessor, or Similar Party	Decription of Investment, including Maurity Date, Rate of Interest, Par or Maturity Value	Current Value

See attached Schedule of Assets Held for Investment Purposes as provided by the trustee.

* Represents a party-in-interest.

ICU ID: 345345345 ICU NAME: RETIREMENT RESOURCE GROUP
PLAN ID: 001228 PLAN NAME: KKW TRUCKING, INC. 401(K) PLAN

ALL AMOUNTS ARE IN DOLLARS ($)

PLAN TOTALS

	BEGINNING OF PERIOD ASSETS	END OF PERIOD ASSETS	FORFEITURE ASSETS	PROFIT SHARING ACCT ASSETS	TOTAL PLAN ASSETS
JPMCAPGRA	124,316.92	0.00	0.00	0.00	0.00
EVLGCPVALA	27,631.35	28,197.43	0.00	0.00	28,197.43
DODCOXINT	61,468.29	90,873.56	0.00	0.00	90,873.56
AFGRWFDA	121,384.58	151,858.33	0.00	0.00	151,858.33
PIMTOTRTAD	64,599.04	81,208.37	0.00	0.00	81,208.37
ASTOPTMCN	40,654.12	66,818.23	0.00	0.00	66,818.23
JPMDIVMCGA	0.00	148,651.23	0.00	0.00	148,651.23
MANAGFIXIA	146,082.21	213,486.00	0.00	0.00	213,486.00
TRORETINAV	8,141.35	10,104.78	0.00	0.00	10,104.78
TRO2040ADV	45,272.66	65,265.79	0.00	0.00	65,265.79
TRO2030ADV	14,744.74	39,180.93	0.00	0.00	39,180.93
TRO2020ADV	70,093.30	63,826.42	0.00	0.00	63,826.42
TRO2010ADV	7,633.80	8,095.69	0.00	0.00	8,095.69
DRYACTMDA	0.00	0.00	0.00	0.00	0.00
INVINTGROA	132,167.83	158,384.86	0.00	0.00	158,384.86
ALZRCMTECA	42,575.60	82,623.75	0.00	0.00	82,623.75
AMBALANCR3	247,361.82	186,823.87	0.00	0.00	186,823.87
BARONGRWTH	48,752.47	61,593.89	0.00	0.00	61,593.89
INVESCO SE	0.00	0.00	0.00	0.00	0.00
INVESCO BA	0.00	0.00	0.00	0.00	0.00
AIM TOTAL	0.00	0.00	0.00	0.00	0.00
AIM PREMIE	0.00	0.00	0.00	0.00	0.00
INVESCO CA	0.00	0.00	0.00	0.00	0.00
AIM DYNAMI	0.00	0.00	0.00	0.00	0.00
INVESCO GR	0.00	0.00	0.00	0.00	0.00
AIMSMLLINV	0.00	0.00	0.00	0.00	0.00
INVICINV	0.00	0.00	0.00	0.00	0.00
INVLGCPGI	0.00	0.00	0.00	0.00	0.00
INVMMINV	0.00	0.00	0.00	0.00	0.00
INVTECINV	0.00	0.00	0.00	0.00	0.00
AMCNSMVLA	109,957.08	148,167.92	0.00	0.00	148,167.92
HOTLGCVALI	0.00	0.00	0.00	0.00	0.00
NBPTNRSTR	84,154.68	83,510.85	0.00	0.00	83,510.85
INV5001DXT	0.00	0.00	0.00	0.00	0.00
INVSTBVLTR	445,512.62	340,812.02	379.30	0.00	341,191.32
LOAN	73,361.55	91,255.91	0.00	0.00	91,255.91
TOTAL	1,915,866.01	2,120,739.83	379.30	0.00	2,121,119.13
ELEC DEF	1,605,053.82	1,786,180.76	0.00	0.00	1,786,180.76
MATCH	261,123.97	294,103.62	378.70	0.00	294,482.32
ROLLOVER	19,390.41	12,323.61	0.00	0.00	12,323.61
DISCRETN	30,297.81	28,131.84	0.60	0.00	28,132.44
TOTAL	1,915,866.01	2,120,739.83	379.30	0.00	2,121,119.13

www.meirandmeir.com

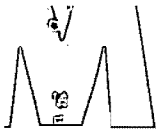

KKW Trucking, Inc.
401(k) Profit Sharing Plan

Financial Statements
and Supplemental Schedule

As of December 31, 2009 and 2008 and
For the Year Ended December 31, 2009

KKW Trucking, Inc.
401(k) Profit Sharing Plan

Contents

	Page
Independent Auditors' Report	1
Financial Statements	
Statements of Net Assets Available for Benefits – As of December 31, 2009 and 2008	2
Statement of Changes in Net Assets Available for Benefits for the Year Ended December 31, 2009	3
Notes to Financial Statements	4-14
Supplemental Schedule	
Form 5500 – Schedule H – Line 4i – Schedule of Assets (Held at End of Year) As of December 31, 2009	15

Note: Schedules other than that listed above have been omitted because the information is otherwise disclosed, not applicable or not required by 29 CFR 2520.103-10 of the Department of Labor's Rules and Regulations for Reporting and Disclosure under the Employee Retirement Income Security Act of 1974, as amended.

MEIR & MEIR
CERTIFIED PUBLIC ACCOUNTANTS

www.meirandmeir.com
139 SOUTH BEVERLY DR, SUITE 204
BEVERLY HILLS, CA 90212
310 274 7541 TEL
310 274 1015 FAX

Independent Auditors' Report

To the Participants and the Plan Administrative Committee
of KKW Trucking, Inc. 401(k) Profit Sharing Plan

We were engaged to audit the financial statements of KKW Trucking 401(k) Profit Sharing Plan ("Plan") as of December 31, 2009 and 2008, and for the year ended December 31, 2009, and the supplemental schedule as of and for the year ended December 31, 2009 as listed in the accompanying index. These financial statements and schedule are the responsibility of the Plan's management.

As permitted by 29 CFR 2520.103-8 of the Department of Labor's Rules and Regulations for Reporting and Disclosure under the Employee Retirement Income Security Act of 1974, the plan administrator instructed us not to perform, and we did not perform, any auditing procedures with respect to the information summarized in Note 10, which was certified by Merrill Lynch Bank and Trust Company ("Merrill Lynch"), and Reliance Trust Company ("Reliance") the trustees of the Plan, except for comparing the information with the related information included in the financial statements and the supplemental schedule. We have been informed by the plan administrator that the trustees hold the Plan's investment assets and execute investment transactions. The plan administrator has obtained a certification from the trustees as of and for the years ended December 31, 2009 and 2008, that the information provided to the plan administrator by the trustees is complete and accurate.

Because of the significance of the information that we did not audit, we are unable to, and do not, express an opinion on the accompanying financial statements and schedule taken as a whole. The form and content of the information included in the financial statements and schedule, other than that derived from the information certified by the trustees, have been audited by us in accordance with auditing standards generally accepted in the United States of America and, in our opinion, are presented in compliance with the Department of Labor's Rules and Regulations for Reporting and Disclosure under the Employee Retirement Income Security Act of 1974.

Meir & Meir

Beverly Hills, California
August 2, 2010

KKW Trucking, Inc.
401(k) Profit Sharing Plan

Statements of Net Assets Available for Benefits

As of December 31,	**2009**	2008
Assets		
Investments, at fair value	**$ 2,127,951**	$ 1,903,487
Employer contributions receivable	**7,743**	15,961
Employee contributions receivable	**26**	13,093
Net assets reflecting all investments at fair value	**2,135,720**	1,932,541
Adjustment from fair value to contract value for fully benefit responsive investment contracts	**(6,832)**	20,556
Net assets available for benefits	**$ 2,128,888**	$ 1,953,097

See accompanying notes to financial statements

KKW Trucking, Inc.
401(k) Profit Sharing Plan

Statement of Changes in Net Assets Available for Benefits

Year ended December 31,		2009
Additions		
Additions to net assets attributed to:		
Investment Income:		
Interest	$	3,386
Dividends		40,724
Total Investment Income		44,110
Contributions:		
Participants		196,056
Employer		22,640
Total Contributions		218,696
Total Additions		262,806
Deductions		
Deductions from net assets attributed to:		
Benefits paid to participants		489,343
Administrative and other expenses		8,774
Total deductions		498,117
Net appreciation (depreciation) in fair value of investments		411,102
Net increase (decrease)		175,791
Net assets available for benefits:		
Beginning of year		1,953,097
End of year	$	2,128,888

See accompanying notes to financial statements

1. Plan Description The following description of KKW Trucking, Inc. 401(k) Profit Sharing Plan ("Plan") provides only general information. Participants should refer to the Plan agreement for a more complete description of the Plan's provisions.

General

The Plan is a defined contribution plan that was adopted effective January 1, 1992 by KKW Trucking, Inc. ("Company") for the benefit of the Company's employees. It is subject to the provisions of the Employee Retirement Income Security Act of 1974 ("ERISA").

Contributions

Each year participants may contribute up to 75% of pretax annual compensation, as defined in the Plan limited to the maximum amount allowed by law for the Plan year. Participants may also contribute amounts representing distributions from other qualified defined benefits or contribution plans. The Company makes a matching contribution at the rate of $0.30 on the first 4% of base compensation.

Participant Accounts

Each participant's account is credited with the participant's contribution and allocations of (a) the Company's contribution and, (b) Plan earnings, and charged with an allocation of administrative expenses. Allocations are based on participant earnings or account balances, as defined. The benefit to which a participant is entitled is the benefit that can be provided from the participant's vested account.

Vesting

Participants are immediately vested in their voluntary contributions plus actual earnings thereon. Vesting in the Company's matching contribution plus earnings thereon is based on years of continuous service. A participant is 100 percent vested after six years of credited service.

1. Plan Description (Continued)

Participant Loans

Under the terms of the Plan, participants may borrow from their accounts a minimum of $1,000 up to the lesser of (1) 50 percent of their account balance or (2) $50,000 reduced by their highest unpaid loan balance outstanding (principle and interest) under the Plan during the preceding twelve-month period. The loans are secured by the balance in the participants' accounts and bear interest at a rate equal to the prime rate as published from time to time in the Wall Street Journal. Loans are repayable through payroll deductions. Loan terms are limited to a maximum of 5 years or generally up to 15 years for the purchase of a primary residence.

Payment of Benefits

Upon termination of service due to death, disability, or retirement from the Plan sponsor, participants may elect to receive the vested interest of their accounts in the form of a single sum of cash payment. Hardship withdrawals are also available.

Forfeited Accounts

At December 31, 2009 and 2008, forfeited nonvested accounts totaled $379 and $3,639 respectively. These accounts will be used to reduce future employer contributions. Also, in 2009 employer contributions were reduced by $9,657 from forfeited nonvested accounts.

Plan Administration

The Plan is administered by a committee appointed by the Company. The plan administrator controls and manages the operation and administration of the Plan.

Merrill Lynch Bank and Trust Company ("Merrill Lynch") was the trustee of the Plan from February 2007 until July 2008. In July 2008 Reliance Trust Company ("Reliance") became the trustee of the Plan. The Princeton Retirement Group, Inc. was the record-keeper of the Plan, until March 2008. In March 2008 The Hartford Retirement Services, LLC ("Hartford") became the record keeper.

1. Plan Description (Continued)

Eligibility

The Plan covers substantially all full-time employees of the Company who have completed one year of service and are age twenty-one or older.

Investments Options

Participants may direct both employee and employer contributions to be invested amongst various investment options as made available and determined by the plan administrator which are more fully described in the plan literature.

2. Summary of Significant Accounting Policies

Date of Management's Review

Subsequent events were evaluated through August 2, 2010, which is the date the financial statements were available to be issued.

Estimates

The preparation of financial statements in conformity with generally accepted accounting principles requires the plan administrator to make estimates and assumptions that affect certain reported amounts and disclosures. Accordingly, actual results may differ from those estimates.

Basis of Accounting

These financial statements are prepared on the accrual basis of accounting.

Investment contracts held by a defined-contribution plan are required to be reported at fair value. However, contract value is the relevant measurement attribute for that portion of the net assets available for benefits of a defined contribution plan attributable to fully benefit-responsive investment contracts because contract value is the amount participants would receive if they were to initiate permitted transactions under the terms of the plan. The Statement of

2. Summary of Significant Accounting Policies (Continued)

Net Assets Available for Benefits presents the fair value of the investment contracts as well as the adjustment of the fully benefit-responsive investment contracts from fair value to contract value. The Statement of Changes in Net Assets Available for Benefits is prepared on a contract value basis.

Investment Valuation and Income Recognition

Investments are reported at fair value. Fair value is the price that would be received to sell an asset or paid to transfer a liability in an orderly transaction between market participants at the measurement date. See Note 3 for discussion of fair value measurements.

Purchases and sales of securities are recorded on a trade-date basis. Interest income is recorded on the accrual basis. Dividends are recorded on the ex-dividend date. Net appreciation includes the plan's gains and losses on investments bought and sold as well as held during the year.

Payment of Benefits

Benefits are recorded when paid.

Operating Expenses

Expenses of maintaining the Plan are paid by the Company (see Note 6).

Net Appreciation (Depreciation) in Fair Value of Investments

Net appreciation (depreciation) in fair value of investments is based on the fair value of the assets at the beginning of the Plan year, or at the time of purchase during the Plan year, and the related fair value on the day investment are sold with respect to realized appreciation (depreciation), or on the last day of the year with respect to unrealized appreciation (depreciation).

2. Summary of Significant Accounting Policies (Continued)

Realized and unrealized appreciation (depreciation) is recorded in the accompanying statement of changes in net assets available for benefits as net appreciation (depreciation) in fair value of investments.

Recent Accounting Pronouncements

In April 2009, the Financial Accounting Standards Board (FASB) issued guidance under ASC 820, formerly known as FSP FAS 157-4, Determining Fair Value When the Volume and Level of Activity for the Asset or Liability Have Significantly Decreased and Identifying Transactions That Are Not Orderly). ASC 820 reaffirms that fair value is the price that would be received to sell an asset or paid to transfer a liability in an orderly transaction between market participants at the measurement date under current market conditions. The guidance also reaffirms the need to use judgment in determining if a formerly active market has become inactive and in determining fair values when the market has become inactive. This guidance was adopted by the Plan and did not have a material impact on the Plan's financial statements.

In June 2009, the FASB issued guidance under ASC 105, Generally Accepted Accounting Principles, which was formerly referred to as FASB Statement of Financial Accounting Standards No. 168, FASB Accounting Standards Codification and the Hierarchy of Generally Accepted Accounting Principles – A Replacement of FASB Statement No. 162. This guidance establishes the FASB Accounting Standards Codification (the Codification) as the source of authoritative U.S. generally accepted accounting principles (GAAP) for nongovernmental entities. The Codification supersedes all existing non-SEC accounting and reporting standards. Rules and interpretive releases of the SEC under authority of federal security laws remain authoritative GAAP for SEC registrants. This guidance and the Codification are effective for financial statements issued for annual periods ending after September 15, 2009. As the Codification did not change existing GAAP, the adoption did not have an impact on the Plan's financial statements.

2. Summary of Significant Accounting Policies (Continued)

During 2009, the Plan adopted FASB Statement No. 165, Subsequent Events, or ASC 855, which was issued in May 2009 and is effective for fiscal years and interim periods ending after June 15, 2009. ASC 855 requires evaluation of subsequent events through the date of financial statement issuance. The adoption of this guidance is reflected in these financial statements.

In September 2009, the FASB issued ASC Update 2009-12, Fair Value Measurements and Disclosures (Topic 820) — Investment in Certain Entities that Calculate Net Asset Value per Share (or Its Equivalent). This update provides guidance on estimating the fair value of a company's investments in investment companies when the investment does not have a readily determinable fair value. It permits the use of the investment's net asset value as a practical expedient to determine fair value. This guidance also required additional disclosure of the attributes of these investments such as: (i) the nature of any restrictions on the reporting entity's ability to redeem its investment; (ii) unfunded commitments; and (iii) investment strategies of the investees. This guidance is effective for periods ending after December 15, 2009. The adoption did not have a material impact on the Plan's financial condition or results of operations and all applicable disclosures are included in these financial statements.

In January 2010, the FASB issued ASC Update 2010-06, Fair Value Measurements and Disclosures (Topic 820) – Improving Disclosures about Fair Value Measurements. This guidance requires: (i) separate disclosure of significant transfers between Level 1 and Level 2 and reasons for the transfers; (ii) disclosure, on a gross basis, of purchases, sales, issuances, and net settlements within Level 3; (iii) disclosures by class of assets and liabilities; and (iv) a description of the valuation techniques and inputs used to measure fair value for both recurring and nonrecurring fair value measurements. This guidance is effective for reporting periods beginning after December 15, 2009, except for the Level 3 disclosure requirements, which will be effective for fiscal years beginning after December 15, 2010 and interim periods within those fiscal years. The adoption of this guidance is reflected, where applicable, throughout these financial statements.

3. Fair Value Measurement

The Plan's investments are reported at fair value in the accompanying statements of net assets available for benefit. The methods used to measure fair value may produce an amount that may not be indicative of net realizable value or reflective of future fair values. Furthermore, although the Plan believes its valuation methods are appropriate and consistent with other market participants, the use of different methodologies or assumptions to determine the fair value of certain financial instruments could result in a different fair value measurement at the reporting date.

		Fair Value Measurements at Reporting Date Using:		
As of December 31, 2009	Fair Value	Quoted Prices in Active Markets for Identical Assets (Level 1)	Significant Other Observable Inputs (Level 2)	Significant Unobservable Inputs (Level 3)
Mutual funds	$ 1,688,672	$ 1,688,672	$ -	$ -
Common collective trust	348,023	-	348,023	-
Participant loans	91,256	-	-	91,256
Total	$ 2,127,951	$ 1,688,672	$ 348,023	$ 91,256
As of December 31, 2008				
Mutual Funds	$ 1,396,992	$ 1,396,992	$ -	$ -
Common collective trust	428,596	-	428,596	-
Participant loans	77,899	-	-	77,899
Total	$ 1,903,487	$ 1,396,992	$ 428,596	$ 77,899

The fair value measurement accounting literature establishes a fair value hierarchy that prioritizes the inputs to valuation techniques used to measure fair value. This hierarchy consists of three broad levels: Level 1 inputs consist of unadjusted quoted prices in active markets for identical assets and have the highest priority, and Level 3 inputs have the lowest priority. The Plan uses appropriate valuation techniques based on the available inputs to measure the fair value of its investments. When available, the Plan measures fair value using Level 1 inputs because they generally provide the most reliable evidence of fair value. Level 3 inputs were only used when Level 1 or Level 2 inputs were not available.

Level 1 Fair Value Measurements

The fair value of mutual funds is based on quoted net asset values of the shares held by the Plan at year-end.

3. Fair Value Measurement (Continued)

Level 2 Fair Value Measurements

The fair value of the investment in the collective trust is based on the market values of the underlying assets within the trust. Short term obligations are valued at amortized cost which approximates fair value. Fair values of individual assets of synthetic guaranteed investment contracts are valued by an independent agent. The fair value of the wrap contracts is based on the change in the present value of the contract's replacement cost.

Level 3 Fair Value Measurements

Participant loans are not actively traded and significant other observable inputs are not available. Thus, the fair value of participant loans approximates the amortized cost of the loans because the loans are secured by each respective participant's account balance. The following table provides further details of the Level 3 fair value measurements.

Fair Value Measurements Using Significant Unobservable Inputs (Level 3)

As of December 31, 2009	Participant Loans	Total
Beginning Balance	$ 77,899	$ 77,899
Total gains or losses (realized and unrealized) included in changes in net assets available for benefits	-	-
Purachases, sales, issuances and settlements (net)	13,357	13,357
Ending balance	$ 91,256	$ 91,256
As of December 31, 2008		
Beginning Balance	$ 71,515	$ 71,515
Total gains or losses (realized and unrealized) included in changes in net assets available for benefits	-	-
Purachases, sales, issuances and settlements (net)	6,384	6,384
Ending balance	$ 77,899	$ 77,899

3. Fair Value Measurement (Continued)

Gains and losses(realized and unrealized) included in changes in net assets available for benefits for the year ended December 31, 2009 are reported in net appreciation in fair value of investments.

4. Investments

The following presents investments that represent 5% or more of the Plan's net assets.

December 31,	2009	2008
Invesco Stable Value Trust	$ 341,191	$ 449,152
Managers Fixed Income A	213,486	146,082
AIM International Growth	158,385	132,168
Growth Fund of America	151,858	121,385
JP Morgan Mid Cap Growth	148,651	-
American Balanced R3	186,824	247,362
American Century Small Cap VA	148,168	109,957
JP Morgan Capital Growth Fund	-	124,317

During 2009, the Plan's investments (including gains and losses on investments bought and sold, as well as held during the year) appreciated in value by $411,102. All appreciation is attributed to mutual funds.

5. Investment in Collective Trust

One of the investment options offered by the Plan is the Invesco Stable Value Trust ("Trust"), a collective trust that invests primarily in synthetic Guaranteed Investment Contracts ("Investment Contracts") and short term obligations.

Contract value (cost plus accrued interest) is the relevant measurement attribute for that portion of the net assets that are fully benefit-responsive investment contracts provided the Trust is established as part of one or more qualified employer-sponsored defined contribution plans. Because the Trust's contracts are fully benefit responsive and because the Trust has been established for the collective investment of one or more qualified employer-sponsored defined contribution plans, the Trust values its investments at contract value. Contract value is considered the relevant measurement attribute because that is the amount participants in the Trust would receive if they were to initiate permitted transactions under the term of the underlying defined contribution plan.

www.meirandmeir.com

5. Investment in Collective Trust (Continued)

All investment contracts have a zero percent minimum interest crediting. All investment contracts are reset at least quarterly, although under certain circumstances such as a large deposit or withdrawal, they may be reset more frequently.

The fair value of the Plan investment in the Trust at December 31, 2009 and 2008 was $348,023 and $428,596 respectively. The average yield earned by the Trust was 3.09% and 6.45% at December 31, 2009 and 2008 respectively. The average crediting interest rate to participants in the Trust was 3.89% and 3.34% at December 31, 2009 and 2008 respectively.

The existence of certain conditions can limit the Trust's ability to transact at contract value with the participants in the trust. Examples of such conditions include, but are not limited to, partial or complete legal termination of a unitholder, tax disqualification of the Trust or unitholder, withdrawal of a plan sponsor, and certain Trust amendments without consent from the issuer. As of December 31, 2009 the Trust's Trustee believes the occurrence of an event that would limit the ability of the Trust to transact at contract value with the participants in the Trust is not probable.

6. Related Party Transactions

In 2008 Merrill Lynch invested certain Plan assets in its collective trust. Merrill Lynch was the trustee as defined by the Plan and, therefore, these transactions qualified as party-in-interest transactions.

The Company provides certain accounting and administrative services to the Plan for which no fees are charged. These expenses constitute exempt party-in interest transactions under ERISA.

7. Plan Termination

Although it has not expressed any intent to do so, the Company has the right under the Plan to discontinue its contributions at any time and to terminate the Plan subject to the provisions of ERISA. In the event of Plan termination, participants would become 100% vested in their employer contributions.

8. Tax Status

The Plan currently operates under a prototype plan offered by Hartford. The plan has been amended since the adoption of the Hartford Prototype Defined Contribution Plan; however, the plan administrator and legal counsel believe that the Plan is designed and is currently being operated in compliance with the applicable requirements of the Internal Revenue Code.

9. Risks and Uncertainties

The Plan invests in various investment securities. Investment securities are exposed to various risks such as interest rate, market, and credit risks. Due to the level of risk associated with certain investment securities, it is at least reasonably possible that changes in the values of investment securities will occur in the near term and that such changes could materially affect participants' account balances and the amounts reported in the statements of net assets available for benefits.

The Plan is required to disclose significant concentrations of credit risk regardless of the degree of such risk. At December 31, 2009 and 2008, the financial instruments, which potentially subject the Plan to a concentration of credit risk, consisted principally of cash, investments and participant loans.

10. Trustee Certification

The investment balance and related investment information included in the financial statements, accompanying notes and supplemental schedule are derived from statements which have been certified by Merrill Lynch and Reliance as complete and accurate in accordance with 29 CFR 2520.103-5 of the Department of Labor's Rules and Regulations for Reporting and Disclosure under ERISA.

11. Non-Exempt Transactions

In 2008 the Company was not in compliance with the Department of Labor requirements to remit certain participant contributions to the Plan within 15 business days of the month following the month in which the participant contributions are withheld or received by the employer. The untimely remittance of participant contributions constitutes a deemed loan to the Company and certain interest payments are due to the Plan from the Company.

12. Sale of Company's Division

In July 2008 the Company sold one of its divisions with its 104 employees to Worldwide Specialists, Inc. ("Worldwide"). Subsequent to the sale, the Company kept the employees on its payroll and billed worldwide for the cost ("Leased Employees"). The Leased Employees remained eligible to participate in the Plan. The lease relationship ended on December 31, 2008.

KKW Trucking, Inc.
401(k) Profit Sharing Plan

Form 5500 – Schedule H – Line 4i – Schedule of Assets (Held at End of Year) as of December 31, 2009

EIN: 95-2234403
Plan number: 001

Identity of Issue, Borrower, Lessor, or Similar Party	Decription of Investment, including Maurity Date, Rate of Interest, Par or Maturity Value	Current Value

See attached Schedule of Assets Held for Investment Purposes as provided by the trustee.

* Represents a party-in-interest.

ICU ID: 345345345 ICU NAME: RETIREMENT RESOURCE GROUP
PLAN ID: 001228 PLAN NAME: KKW TRUCKING, INC. 401(K) PLAN

ALL AMOUNTS ARE IN DOLLARS ($)

PLAN TOTALS

	BEGINNING OF PERIOD ASSETS	END OF PERIOD ASSETS	FORFEITURE ASSETS	PROFIT SHARING ACCT ASSETS	TOTAL PLAN ASSETS
JPMCAPGRA	124,316.92	0.00	0.00	0.00	0.00
EVLGCPVALA	27,631.35	28,197.43	0.00	0.00	28,197.43
DODCOXINT	61,468.29	90,873.56	0.00	0.00	90,873.56
AFGRWFDA	121,384.58	151,858.33	0.00	0.00	151,858.33
PIMTOTRTAD	64,599.04	81,208.37	0.00	0.00	81,208.37
ASTOPTMCN	40,654.12	66,818.23	0.00	0.00	66,818.23
JPMDIVMCGA	0.00	148,651.23	0.00	0.00	148,651.23
MANAGFIXIA	146,082.21	213,486.00	0.00	0.00	213,486.00
TRORETINAV	8,141.35	10,104.78	0.00	0.00	10,104.78
TRO2040ADV	45,272.66	65,265.79	0.00	0.00	65,265.79
TRO2030ADV	14,744.74	39,180.93	0.00	0.00	39,180.93
TRO2020ADV	70,093.30	63,826.42	0.00	0.00	63,826.42
TRO2010ADV	7,633.80	8,095.69	0.00	0.00	8,095.69
DRYACTMDA	0.00	0.00	0.00	0.00	0.00
INVINTGROA	132,167.83	158,384.86	0.00	0.00	158,384.86
ALZRCMTECA	42,575.60	82,623.75	0.00	0.00	82,623.75
AMBALANCR3	247,361.82	186,823.87	0.00	0.00	186,823.87
BARONGRWTH	48,752.47	61,593.89	0.00	0.00	61,593.89
INVESCO SE	0.00	0.00	0.00	0.00	0.00
INVESCO BA	0.00	0.00	0.00	0.00	0.00
AIM TOTAL	0.00	0.00	0.00	0.00	0.00
AIM PREMIE	0.00	0.00	0.00	0.00	0.00
INVESCO CA	0.00	0.00	0.00	0.00	0.00
AIM DYNAMI	0.00	0.00	0.00	0.00	0.00
INVESCO GR	0.00	0.00	0.00	0.00	0.00
AIMSMLLINV	0.00	0.00	0.00	0.00	0.00
INVICINV	0.00	0.00	0.00	0.00	0.00
INVLGCPGI	0.00	0.00	0.00	0.00	0.00
INVMMINV	0.00	0.00	0.00	0.00	0.00
INVTECINV	0.00	0.00	0.00	0.00	0.00
AMCNSMVLA	109,957.08	148,167.92	0.00	0.00	148,167.92
HOTLGCVALI	0.00	0.00	0.00	0.00	0.00
NBPTNRSTR	84,154.68	83,510.85	0.00	0.00	83,510.85
INV5001DXT	0.00	0.00	0.00	0.00	0.00
INVSTBVLTR	445,512.62	340,812.02	379.30	0.00	341,191.32
LOAN	73,361.55	91,255.91	0.00	0.00	91,255.91
TOTAL	1,915,866.01	2,120,739.83	379.30	0.00	2,121,119.13
ELEC DEF	1,605,053.82	1,786,180.76	0.00	0.00	1,786,180.76
MATCH	261,123.97	294,103.62	378.70	0.00	294,482.32
ROLLOVER	19,390.41	12,323.61	0.00	0.00	12,323.61
DISCRETN	30,297.81	28,131.84	0.60	0.00	28,132.44
TOTAL	1,915,866.01	2,120,739.83	379.30	0.00	2,121,119.13

www.meirandmeir.com