Form 5500

Department of the Treasury
Internal Revenue Service

Department of Labor
Employee Benefits Security Administration

Pension Benefit Guaranty Corporation

Annual Return/Report of Employee Benefit Plan

This form is required to be filed for employee benefit plans under sections 104 and 4065 of the Employee Retirement Income Security Act of 1974 (ERISA) and sections 6047(e), and 6058(a) of the Internal Revenue Code (the Code).

▶ **Complete all entries in accordance with the instructions to the Form 5500.**

OMB Nos. 1210-0110
1210-0089

2010

This Form is Open to Public Inspection

Part I Annual Report Identification Information

For calendar plan year 2010 or fiscal plan year beginning 11/01/2010 and ending 10/30/2011

A This return/report is for:
- [ ] a multiemployer plan;
- [ ] a multiple-employer plan; or
- [X] a single-employer plan;
- [ ] a DFE (specify) ____

B This return/report is:
- [ ] the first return/report;
- [ ] the final return/report;
- [ ] an amended return/report;
- [X] a short plan year return/report (less than 12 months).

C If the plan is a collectively-bargained plan, check here. . . . . ▶ [X]

D Check box if filing under:
- [ ] Form 5558;
- [ ] automatic extension;
- [ ] the DFVC program;
- [ ] special extension (enter description)

Part II Basic Plan Information—enter all requested information

1a Name of plan
CAPITAL ACCUMULATION PLAN

1b Three-digit plan number (PN) ▶ 001

1c Effective date of plan 07/10/1993

2a Plan sponsor's name and address (employer, if for a single-employer plan) (Address should include room or suite no.)
ROCHELLE FOODS, INC.

1001 S. MAIN STREET
ROCHELLE, IL 61068-2189

2b Employer Identification Number (EIN) 36-3889635

2c Sponsor's telephone number 815-562-4141

2d Business code (see instructions) 311610

Caution: A penalty for the late or incomplete filing of this return/report will be assessed unless reasonable cause is established.

Under penalties of perjury and other penalties set forth in the instructions, I declare that I have examined this return/report, including accompanying schedules, statements and attachments, as well as the electronic version of this return/report, and to the best of my knowledge and belief, it is true, correct, and complete.

SIGN HERE	Filed with authorized/valid electronic signature.	05/21/2012	JAMES DOYLE
	Signature of plan administrator	Date	Enter name of individual signing as plan administrator
SIGN HERE	Filed with authorized/valid electronic signature.	05/29/2012	BRIAN JOHNSON
	Signature of employer/plan sponsor	Date	Enter name of individual signing as employer or plan sponsor
SIGN HERE			
	Signature of DFE	Date	Enter name of individual signing as DFE

3a Plan administrator's name and address (if same as plan sponsor, enter "Same")
ROCHELLE FOODS, INC.

1001 S. MAIN STREET
ROCHELLE, IL 61068-2189

3b Administrator's EIN
36-3889635

3c Administrator's telephone number
815-562-4141

4 If the name and/or EIN of the plan sponsor has changed since the last return/report filed for this plan, enter the name, EIN and the plan number from the last return/report:
a Sponsor's name

4b EIN

4c PN

5	Total number of participants at the beginning of the plan year	**5**	2047
6	Number of participants as of the end of the plan year (welfare plans complete only lines **6a, 6b, 6c,** and **6d**).		
a	Active participants	**6a**	1982
b	Retired or separated participants receiving benefits	**6b**	8
c	Other retired or separated participants entitled to future benefits	**6c**	104
d	Subtotal. Add lines **6a**, **6b**, and **6c**	**6d**	2094
e	Deceased participants whose beneficiaries are receiving or are entitled to receive benefits	**6e**	1
f	Total. Add lines **6d** and **6e**	**6f**	2095
g	Number of participants with account balances as of the end of the plan year (only defined contribution plans complete this item)	**6g**	2085
h	Number of participants that terminated employment during the plan year with accrued benefits that were less than 100% vested	**6h**	111
7	Enter the total number of employers obligated to contribute to the plan (only multiemployer plans complete this item)	**7**	

8a If the plan provides pension benefits, enter the applicable pension feature codes from the List of Plan Characteristic Codes in the instructions:
2E 2F 2G 2J 2K 2S 2T

b If the plan provides welfare benefits, enter the applicable welfare feature codes from the List of Plan Characteristic Codes in the instructions:

9a Plan funding arrangement (check all that apply)

(1)	X	Insurance
(2)		Code section 412(e)(3) insurance contracts
(3)	X	Trust
(4)		General assets of the sponsor

9b Plan benefit arrangement (check all that apply)

(1)	X	Insurance
(2)		Code section 412(e)(3) insurance contracts
(3)	X	Trust
(4)		General assets of the sponsor

10 Check all applicable boxes in 10a and 10b to indicate which schedules are attached, and, where indicated, enter the number attached. (See instructions)

a Pension Schedules

(1)	X	**R** (Retirement Plan Information)
(2)		**MB** (Multiemployer Defined Benefit Plan and Certain Money Purchase Plan Actuarial Information) - signed by the plan actuary
(3)		**SB** (Single-Employer Defined Benefit Plan Actuarial Information) - signed by the plan actuary

b General Schedules

(1)	X		**H** (Financial Information)
(2)			**I** (Financial Information – Small Plan)
(3)	X	1	**A** (Insurance Information)
(4)	X		**C** (Service Provider Information)
(5)	X		**D** (DFE/Participating Plan Information)
(6)			**G** (Financial Transaction Schedules)

SCHEDULE A (Form 5500)

Department of the Treasury
Internal Revenue Service

Department of Labor
Employee Benefits Security Administration

Pension Benefit Guaranty Corporation

Insurance Information

This schedule is required to be filed under section 104 of the Employee Retirement Income Security Act of 1974 (ERISA).

▶ **File as an attachment to Form 5500.**

▶ Insurance companies are required to provide the information pursuant to ERISA section 103(a)(2).

OMB No. 1210-0110

2010

This Form is Open to Public Inspection

For calendar plan year 2010 or fiscal plan year beginning 11/01/2010 and ending 10/30/2011

A Name of plan
CAPITAL ACCUMULATION PLAN

B Three-digit plan number (PN) ▶ 001

C Plan sponsor's name as shown on line 2a of Form 5500.
ROCHELLE FOODS, INC.

D Employer Identification Number (EIN)
36-3889635

Part I **Information Concerning Insurance Contract Coverage, Fees, and Commissions** Provide information for each contract on a separate Schedule A. Individual contracts grouped as a unit in Parts II and III can be reported on a single Schedule A.

1 Coverage Information:

(a) Name of insurance carrier
MASSACHUSETTS MUTUAL LIFE INSURANCE COMPANY

(b) EIN	(c) NAIC code	(d) Contract or identification number	(e) Approximate number of persons covered at end of policy or contract year	Policy or contract year	
				(f) From	(g) To
04-1590850	65935	SF 51000	2095	11/01/2010	10/30/2011

2 Insurance fee and commission information. Enter the total fees and total commissions paid. List in item 3 the agents, brokers, and other persons in descending order of the amount paid.

(a) Total amount of commissions paid	(b) Total amount of fees paid
0	0

3 Persons receiving commissions and fees. (Complete as many entries as needed to report all persons).

(a) Name and address of the agent, broker, or other person to whom commissions or fees were paid

(b) Amount of sales and base commissions paid	Fees and other commissions paid		(e) Organization code
	(c) Amount	(d) Purpose	

(a) Name and address of the agent, broker, or other person to whom commissions or fees were paid

(b) Amount of sales and base commissions paid	Fees and other commissions paid		(e) Organization code
	(c) Amount	(d) Purpose	

(a) Name and address of the agent, broker, or other person to whom commissions or fees were paid

(b) Amount of sales and base commissions paid	Fees and other commissions paid		**(e)** Organization code
	(c) Amount	**(d)** Purpose	

(a) Name and address of the agent, broker, or other person to whom commissions or fees were paid

(b) Amount of sales and base commissions paid	Fees and other commissions paid		**(e)** Organization code
	(c) Amount	**(d)** Purpose	

(a) Name and address of the agent, broker, or other person to whom commissions or fees were paid

(b) Amount of sales and base commissions paid	Fees and other commissions paid		**(e)** Organization code
	(c) Amount	**(d)** Purpose	

(a) Name and address of the agent, broker, or other person to whom commissions or fees were paid

(b) Amount of sales and base commissions paid	Fees and other commissions paid		**(e)** Organization code
	(c) Amount	**(d)** Purpose	

(a) Name and address of the agent, broker, or other person to whom commissions or fees were paid

(b) Amount of sales and base commissions paid	Fees and other commissions paid		**(e)** Organization code
	(c) Amount	**(d)** Purpose	

Part II Investment and Annuity Contract Information

Where individual contracts are provided, the entire group of such individual contracts with each carrier may be treated as a unit for purposes of this report.

4	Current value of plan's interest under this contract in the general account at year end	4	
5	Current value of plan's interest under this contract in separate accounts at year end	5	18951539

6 Contracts With Allocated Funds:

a State the basis of premium rates ▶

b	Premiums paid to carrier	6b	
c	Premiums due but unpaid at the end of the year	6c	
d	If the carrier, service, or other organization incurred any specific costs in connection with the acquisition or retention of the contract or policy, enter amount.	6d	

Specify nature of costs ▶

e Type of contract: (1) ☐ individual policies (2) ☐ group deferred annuity

(3) ☐ other (specify) ▶

f If contract purchased, in whole or in part, to distribute benefits from a terminating plan check here ▶ ☐

7 Contracts With Unallocated Funds (Do not include portions of these contracts maintained in separate accounts)

a Type of contract: (1) ☐ deposit administration (2) ☐ immediate participation guarantee

(3) ☐ guaranteed investment (4) ☒ other ▶ GROUP ANNUITY CONTRACT

b	Balance at the end of the previous year			7b	13051691
c	Additions: (1) Contributions deposited during the year	7c(1)	4466821		
	(2) Dividends and credits	7c(2)	0		
	(3) Interest credited during the year	7c(3)	480488		
	(4) Transferred from separate account	7c(4)	737548		
	(5) Other (specify below)	7c(5)	1099682		
	▶ LN INT,LN PRIN,LOAN DEFAULT TRANSFER IN				
	(6) Total additions			7c(6)	6784539
d	Total of balance and additions (add **b** and **c(6)**)			7d	19836230
e	Deductions:				
	(1) Disbursed from fund to pay benefits or purchase annuities during year	7e(1)	1258632		
	(2) Administration charge made by carrier	7e(2)	41307		
	(3) Transferred to separate account	7e(3)	4065445		
	(4) Other (specify below)	7e(4)	374012		
	▶ LN DISTRIB				
	(5) Total deductions			7e(5)	5739396
f	Balance at the end of the current year (subtract **e(5)** from **d**)			7f	14096834

Part III Welfare Benefit Contract Information

If more than one contract covers the same group of employees of the same employer(s) or members of the same employee organization(s), the information may be combined for reporting purposes if such contracts are experience-rated as a unit. Where contracts cover individual employees, the entire group of such individual contracts with each carrier may be treated as a unit for purposes of this report.

8 Benefit and contract type (check all applicable boxes)

a ☐ Health (other than dental or vision) **b** ☐ Dental **c** ☐ Vision **d** ☐ Life insurance
e ☐ Temporary disability (accident and sickness) **f** ☐ Long-term disability **g** ☐ Supplemental unemployment **h** ☐ Prescription drug
i ☐ Stop loss (large deductible) **j** ☐ HMO contract **k** ☐ PPO contract **l** ☐ Indemnity contract
m ☐ Other (specify) ▶

9 Experience-rated contracts:				
a Premiums: (1) Amount received	**9a(1)**			
(2) Increase (decrease) in amount due but unpaid	**9a(2)**			
(3) Increase (decrease) in unearned premium reserve	**9a(3)**			
(4) Earned (**(1)** + **(2)** - **(3)**)			**9a(4)**	
b Benefit charges (1) Claims paid	**9b(1)**			
(2) Increase (decrease) in claim reserves	**9b(2)**			
(3) Incurred claims (add **(1)** and **(2)**)			**9b(3)**	
(4) Claims charged			**9b(4)**	
c Remainder of premium: (1) Retention charges (on an accrual basis) --				
(A) Commissions	**9c(1)(A)**			
(B) Administrative service or other fees	**9c(1)(B)**			
(C) Other specific acquisition costs	**9c(1)(C)**			
(D) Other expenses	**9c(1)(D)**			
(E) Taxes	**9c(1)(E)**			
(F) Charges for risks or other contingencies	**9c(1)(F)**			
(G) Other retention charges	**9c(1)(G)**			
(H) Total retention			**9c(1)(H)**	
(2) Dividends or retroactive rate refunds. (These amounts were ☐ paid in cash, or ☐ credited.)			**9c(2)**	
d Status of policyholder reserves at end of year: (1) Amount held to provide benefits after retirement			**9d(1)**	
(2) Claim reserves			**9d(2)**	
(3) Other reserves			**9d(3)**	
e Dividends or retroactive rate refunds due. (Do not include amount entered in **c(2)**.)			**9e**	
10 Nonexperience-rated contracts:				
a Total premiums or subscription charges paid to carrier			**10a**	
b If the carrier, service, or other organization incurred any specific costs in connection with the acquisition or retention of the contract or policy, other than reported in Part I, item 2 above, report amount.			**10b**	

Specify nature of costs ▶

Part IV Provision of Information

11 Did the insurance company fail to provide any information necessary to complete Schedule A? ☐ Yes ☒ No

12 If the answer to line 11 is "Yes," specify the information not provided. ▶

SCHEDULE C (Form 5500)	Service Provider Information	OMB No. 1210-0110
Department of the Treasury Internal Revenue Service Department of Labor Employee Benefits Security Administration Pension Benefit Guaranty Corporation	This schedule is required to be filed under section 104 of the Employee Retirement Income Security Act of 1974 (ERISA). ▶ **File as an attachment to Form 5500.**	**2010** **This Form is Open to Public Inspection.**

For calendar plan year 2010 or fiscal plan year beginning 11/01/2010 and ending 10/30/2011

A Name of plan	**B** Three-digit plan number (PN) ▶	
CAPITAL ACCUMULATION PLAN		001

C Plan sponsor's name as shown on line 2a of Form 5500	**D** Employer Identification Number (EIN)
ROCHELLE FOODS, INC.	36-3889635

Part I Service Provider Information (see instructions)

You must complete this Part, in accordance with the instructions, to report the information required for **each person** who received, directly or indirectly, $5,000 or more in total compensation (i.e., money or anything else of monetary value) in connection with services rendered to the plan or the person's position with the plan during the plan year. If a person received **only** eligible indirect compensation for which the plan received the required disclosures, you are required to answer line 1 but are not required to include that person when completing the remainder of this Part.

1 Information on Persons Receiving Only Eligible Indirect Compensation

a Check "Yes" or "No" to indicate whether you are excluding a person from the remainder of this Part because they received only eligible indirect compensation for which the plan received the required disclosures (see instructions for definitions and conditions).. . . . . [X] Yes [ ] No

b If you answered line 1a "Yes," enter the name and EIN or address of each person providing the required disclosures for the service providers who received only eligible indirect compensation. Complete as many entries as needed (see instructions).

(b) Enter name and EIN or address of person who provided you disclosures on eligible indirect compensation

MASSACHUSSETTS MUTUAL LIFE INS. CO.

04-1590850

(b) Enter name and EIN or address of person who provided you disclosure on eligible indirect compensation

(b) Enter name and EIN or address of person who provided you disclosures on eligible indirect compensation

(b) Enter name and EIN or address of person who provided you disclosures on eligible indirect compensation

(b) Enter name and EIN or address of person who provided you disclosures on eligible indirect compensation

(b) Enter name and EIN or address of person who provided you disclosures on eligible indirect compensation

(b) Enter name and EIN or address of person who provided you disclosures on eligible indirect compensation

(b) Enter name and EIN or address of person who provided you disclosures on eligible indirect compensation

(b) Enter name and EIN or address of person who provided you disclosures on eligible indirect compensation

(b) Enter name and EIN or address of person who provided you disclosures on eligible indirect compensation

(b) Enter name and EIN or address of person who provided you disclosures on eligible indirect compensation

(b) Enter name and EIN or address of person who provided you disclosures on eligible indirect compensation

2. Information on Other Service Providers Receiving Direct or Indirect Compensation. Except for those persons for whom you answered "yes" to line 1a above, complete as many entries as needed to list each person receiving, directly or indirectly, $5,000 or more in total compensation (i.e., money or anything else of value) in connection with services rendered to the plan or their position with the plan during the plan year. (See instructions).

(a) Enter name and EIN or address (see instructions)

MASSACHUSETTS MUTUAL LIFE INS. CO.

04-1590850

(b) Service Code(s)	(c) Relationship to employer, employee organization, or person known to be a party-in-interest	(d) Enter direct compensation paid by the plan. If none, enter -0-.	(e) Did service provider receive indirect compensation? (sources other than plan or plan sponsor)	(f) Did indirect compensation include eligible indirect compensation, for which the plan received the required disclosures?	(g) Enter total indirect compensation received by service provider excluding eligible indirect compensation for which you answered "Yes" to element (f). If none, enter -0-.	(h) Did the service provider give you a formula instead of an amount or estimated amount?
52 60 63 64 68 72	CONTRACT ADMINISTRATOR	66225	Yes [X] No [ ]	Yes [X] No [ ]	0	Yes [X] No [ ]

(a) Enter name and EIN or address (see instructions)

HAY'S COMPANIES

41-1784898

(b) Service Code(s)	(c) Relationship to employer, employee organization, or person known to be a party-in-interest	(d) Enter direct compensation paid by the plan. If none, enter -0-.	(e) Did service provider receive indirect compensation? (sources other than plan or plan sponsor)	(f) Did indirect compensation include eligible indirect compensation, for which the plan received the required disclosures?	(g) Enter total indirect compensation received by service provider excluding eligible indirect compensation for which you answered "Yes" to element (f). If none, enter -0-.	(h) Did the service provider give you a formula instead of an amount or estimated amount?
26	CONSULTANT	18752	Yes [ ] No [X]	Yes [ ] No [ ]		Yes [ ] No [ ]

(a) Enter name and EIN or address (see instructions)

(b) Service Code(s)	(c) Relationship to employer, employee organization, or person known to be a party-in-interest	(d) Enter direct compensation paid by the plan. If none, enter -0-.	(e) Did service provider receive indirect compensation? (sources other than plan or plan sponsor)	(f) Did indirect compensation include eligible indirect compensation, for which the plan received the required disclosures?	(g) Enter total indirect compensation received by service provider excluding eligible indirect compensation for which you answered "Yes" to element (f). If none, enter -0-.	(h) Did the service provider give you a formula instead of an amount or estimated amount?
			Yes [ ] No [ ]	Yes [ ] No [ ]		Yes [ ] No [ ]

(a) Enter name and EIN or address (see instructions)

(b) Service Code(s)	**(c)** Relationship to employer, employee organization, or person known to be a party-in-interest	**(d)** Enter direct compensation paid by the plan. If none, enter -0-.	**(e)** Did service provider receive indirect compensation? (sources other than plan or plan sponsor)	**(f)** Did indirect compensation include eligible indirect compensation, for which the plan received the required disclosures?	**(g)** Enter total indirect compensation received by service provider excluding eligible indirect compensation for which you answered "Yes" to element (f). If none, enter -0-.	**(h)** Did the service provider give you a formula instead of an amount or estimated amount?
			Yes ☐ No ☐	Yes ☐ No ☐		Yes ☐ No ☐

(a) Enter name and EIN or address (see instructions)

(b) Service Code(s)	**(c)** Relationship to employer, employee organization, or person known to be a party-in-interest	**(d)** Enter direct compensation paid by the plan. If none, enter -0-.	**(e)** Did service provider receive indirect compensation? (sources other than plan or plan sponsor)	**(f)** Did indirect compensation include eligible indirect compensation, for which the plan received the required disclosures?	**(g)** Enter total indirect compensation received by service provider excluding eligible indirect compensation for which you answered "Yes" to element (f). If none, enter -0-.	**(h)** Did the service provider give you a formula instead of an amount or estimated amount?
			Yes ☐ No ☐	Yes ☐ No ☐		Yes ☐ No ☐

(a) Enter name and EIN or address (see instructions)

(b) Service Code(s)	**(c)** Relationship to employer, employee organization, or person known to be a party-in-interest	**(d)** Enter direct compensation paid by the plan. If none, enter -0-.	**(e)** Did service provider receive indirect compensation? (sources other than plan or plan sponsor)	**(f)** Did indirect compensation include eligible indirect compensation, for which the plan received the required disclosures?	**(g)** Enter total indirect compensation received by service provider excluding eligible indirect compensation for which you answered "Yes" to element (f). If none, enter -0-.	**(h)** Did the service provider give you a formula instead of an amount or estimated amount?
			Yes ☐ No ☐	Yes ☐ No ☐		Yes ☐ No ☐

Part I Service Provider Information (continued)

3 If you reported on line 2 receipt of indirect compensation, other than eligible indirect compensation, by a service provider, and the service provider is a fiduciary or provides contract administrator, consulting, custodial, investment advisory, investment management, broker, or recordkeeping services, answer the following questions for (a) each source from whom the service provider received $1,000 or more in indirect compensation and (b) each source for whom the service provider gave you a formula used to determine the indirect compensation instead of an amount or estimated amount of the indirect compensation. Complete as many entries as needed to report the required information for each source.

(a) Enter service provider name as it appears on line 2	**(b)** Service Codes (see instructions)	**(c)** Enter amount of indirect compensation
MASSACHUSEETS MUTUAL LIFE INS. CO.	52 60	0

(d) Enter name and EIN (address) of source of indirect compensation	**(e)** Describe the indirect compensation, including any formula used to determine the service provider's eligibility for or the amount of the indirect compensation.
CONSERVATIVE JOURNEY 04-1590850	BASIS POINTS * PLAN ASSETS

(a) Enter service provider name as it appears on line 2	**(b)** Service Codes (see instructions)	**(c)** Enter amount of indirect compensation
MASSACHUSETTS MUTUAL LIFE INS. CO	72	0

(d) Enter name and EIN (address) of source of indirect compensation	**(e)** Describe the indirect compensation, including any formula used to determine the service provider's eligibility for or the amount of the indirect compensation.
SELECT INDEXED EQTY NORTHRN TRUST 04-3410047	BASIS POINTS * PLAN ASSETS

(a) Enter service provider name as it appears on line 2	**(b)** Service Codes (see instructions)	**(c)** Enter amount of indirect compensation
MASSACHUESETTS MUTUAL LIFE INS. CO.	72	0

(d) Enter name and EIN (address) of source of indirect compensation	**(e)** Describe the indirect compensation, including any formula used to determine the service provider's eligibility for or the amount of the indirect compensation.
SELECT FUNDAMENTAL VAL WELLINGTON 04-3584138	BASIS POINTS * PLAN ASSETS

Part I Service Provider Information (continued)

3 If you reported on line 2 receipt of indirect compensation, other than eligible indirect compensation, by a service provider, and the service provider is a fiduciary or provides contract administrator, consulting, custodial, investment advisory, investment management, broker, or recordkeeping services, answer the following questions for (a) each source from whom the service provider received $1,000 or more in indirect compensation and (b) each source for whom the service provider gave you a formula used to determine the indirect compensation instead of an amount or estimated amount of the indirect compensation. Complete as many entries as needed to report the required information for each source.

(a) Enter service provider name as it appears on line 2	**(b)** Service Codes (see instructions)	**(c)** Enter amount of indirect compensation
MASSACHUSETTS MUTUAL LIFE INS. CO.	72	0

(d) Enter name and EIN (address) of source of indirect compensation	**(e)** Describe the indirect compensation, including any formula used to determine the service provider's eligibility for or the amount of the indirect compensation.
SELECT FUNDAMENTAL VALUE FUND 04-3584138	BASIS POINTS * PLAN ASSETS

(a) Enter service provider name as it appears on line 2	**(b)** Service Codes (see instructions)	**(c)** Enter amount of indirect compensation
MASSACHUSETTS MUTUAL LIFE INS. CO.	60	0

(d) Enter name and EIN (address) of source of indirect compensation	**(e)** Describe the indirect compensation, including any formula used to determine the service provider's eligibility for or the amount of the indirect compensation.
LARGE CAP GROWTH MAINSTAY 22-3762212	BASIS POINTS * PLAN ASSETS

(a) Enter service provider name as it appears on line 2	**(b)** Service Codes (see instructions)	**(c)** Enter amount of indirect compensation
MASSACHUSETTS MUTUAL LIFE INS. CO.	60	0

(d) Enter name and EIN (address) of source of indirect compensation	**(e)** Describe the indirect compensation, including any formula used to determine the service provider's eligibility for or the amount of the indirect compensation.
INVESCO VAN KAMPEN SM CAP GRWTH 36-4353052	0

Part I Service Provider Information (continued)

3 If you reported on line 2 receipt of indirect compensation, other than eligible indirect compensation, by a service provider, and the service provider is a fiduciary or provides contract administrator, consulting, custodial, investment advisory, investment management, broker, or recordkeeping services, answer the following questions for (a) each source from whom the service provider received $1,000 or more in indirect compensation and (b) each source for whom the service provider gave you a formula used to determine the indirect compensation instead of an amount or estimated amount of the indirect compensation. Complete as many entries as needed to report the required information for each source.

(a) Enter service provider name as it appears on line 2	**(b)** Service Codes (see instructions)	**(c)** Enter amount of indirect compensation
MASSACHUSETTS MUTUAL LIFE INS. CO.	60	0

(d) Enter name and EIN (address) of source of indirect compensation	**(e)** Describe the indirect compensation, including any formula used to determine the service provider's eligibility for or the amount of the indirect compensation.
HIGH YIELD BOND BLACKROCK 51-0383635	BASIS POINTS * PLAN ASSETS

(a) Enter service provider name as it appears on line 2	**(b)** Service Codes (see instructions)	**(c)** Enter amount of indirect compensation
MASSACHUSETTS MUTUAL LIFE INS. CO.	60	0

(d) Enter name and EIN (address) of source of indirect compensation	**(e)** Describe the indirect compensation, including any formula used to determine the service provider's eligibility for or the amount of the indirect compensation.
AMERICAN FUNDS GROWTH FUND OF AMERI 52-0792143	BASIS POINTS * PLAN ASSETS

(a) Enter service provider name as it appears on line 2	**(b)** Service Codes (see instructions)	**(c)** Enter amount of indirect compensation
MASSACHUSETTS MUTUAL LIFE INS. CO.	60	0

(d) Enter name and EIN (address) of source of indirect compensation	**(e)** Describe the indirect compensation, including any formula used to determine the service provider's eligibility for or the amount of the indirect compensation.
GROWTH AMERICA AMERICAN 52-0792143	BASIS POINTS * PLAN ASSETS

Part I Service Provider Information (continued)

3 If you reported on line 2 receipt of indirect compensation, other than eligible indirect compensation, by a service provider, and the service provider is a fiduciary or provides contract administrator, consulting, custodial, investment advisory, investment management, broker, or recordkeeping services, answer the following questions for (a) each source from whom the service provider received $1,000 or more in indirect compensation and (b) each source for whom the service provider gave you a formula used to determine the indirect compensation instead of an amount or estimated amount of the indirect compensation. Complete as many entries as needed to report the required information for each source.

(a) Enter service provider name as it appears on line 2	**(b)** Service Codes (see instructions)	**(c)** Enter amount of indirect compensation
MASSACHUSETTS MUTUAL LIFE INS. CO.	60	0

(d) Enter name and EIN (address) of source of indirect compensation	**(e)** Describe the indirect compensation, including any formula used to determine the service provider's eligibility for or the amount of the indirect compensation.
MAINSTAY LARGE CAP GROWTH 51000 52-2206685	BASIS POINTS * PLAN ASSETS

(a) Enter service provider name as it appears on line 2	**(b)** Service Codes (see instructions)	**(c)** Enter amount of indirect compensation
MASSACHUSETTS MUTUAL LIFE INS. CO.	60	0

(d) Enter name and EIN (address) of source of indirect compensation	**(e)** Describe the indirect compensation, including any formula used to determine the service provider's eligibility for or the amount of the indirect compensation.
HORMEL-LAUDUS INTERNATIONAL SMALL C 68-6132046	BASIS POINTS * PLAN ASSETS

(a) Enter service provider name as it appears on line 2	**(b)** Service Codes (see instructions)	**(c)** Enter amount of indirect compensation
MASSACHUSETTS MUTUAL LIFE INS. CO.	60	0

(d) Enter name and EIN (address) of source of indirect compensation	**(e)** Describe the indirect compensation, including any formula used to determine the service provider's eligibility for or the amount of the indirect compensation.
DODGE & COX INTERNATIONAL STOCK FUN 94-6067274	BASIS POINTS * PLAN ASSETS

Part I Service Provider Information (continued)

3 If you reported on line 2 receipt of indirect compensation, other than eligible indirect compensation, by a service provider, and the service provider is a fiduciary or provides contract administrator, consulting, custodial, investment advisory, investment management, broker, or recordkeeping services, answer the following questions for (a) each source from whom the service provider received $1,000 or more in indirect compensation and (b) each source for whom the service provider gave you a formula used to determine the indirect compensation instead of an amount or estimated amount of the indirect compensation. Complete as many entries as needed to report the required information for each source.

(a) Enter service provider name as it appears on line 2	**(b)** Service Codes (see instructions)	**(c)** Enter amount of indirect compensation
MASSACHUSETTS MUTUAL LIFE INS. CO.	60	0

(d) Enter name and EIN (address) of source of indirect compensation	**(e)** Describe the indirect compensation, including any formula used to determine the service provider's eligibility for or the amount of the indirect compensation.
AMER FUNDS EUROPACIFIC GROWTH FUND 95-6810128	BASIS POINTS * PLAN ASSETS

(a) Enter service provider name as it appears on line 2	**(b)** Service Codes (see instructions)	**(c)** Enter amount of indirect compensation
MASSACHUSETTS MUTUAL LIFE INS. CO.	60	0

(d) Enter name and EIN (address) of source of indirect compensation	**(e)** Describe the indirect compensation, including any formula used to determine the service provider's eligibility for or the amount of the indirect compensation.
EUROPACIFIC GROWTH AMERICAN 95-6810128	BASIS POINTS * PLAN ASSETS

(a) Enter service provider name as it appears on line 2	**(b)** Service Codes (see instructions)	**(c)** Enter amount of indirect compensation

(d) Enter name and EIN (address) of source of indirect compensation	**(e)** Describe the indirect compensation, including any formula used to determine the service provider's eligibility for or the amount of the indirect compensation.

Part II Service Providers Who Fail or Refuse to Provide Information

4 Provide, to the extent possible, the following information for each service provider who failed or refused to provide the information necessary to complete this Schedule.

(a) Enter name and EIN or address of service provider (see instructions)	**(b)** Nature of Service Code(s)	**(c)** Describe the information that the service provider failed or refused to provide

(a) Enter name and EIN or address of service provider (see instructions)	**(b)** Nature of Service Code(s)	**(c)** Describe the information that the service provider failed or refused to provide

(a) Enter name and EIN or address of service provider (see instructions)	**(b)** Nature of Service Code(s)	**(c)** Describe the information that the service provider failed or refused to provide

(a) Enter name and EIN or address of service provider (see instructions)	**(b)** Nature of Service Code(s)	**(c)** Describe the information that the service provider failed or refused to provide

(a) Enter name and EIN or address of service provider (see instructions)	**(b)** Nature of Service Code(s)	**(c)** Describe the information that the service provider failed or refused to provide

(a) Enter name and EIN or address of service provider (see instructions)	**(b)** Nature of Service Code(s)	**(c)** Describe the information that the service provider failed or refused to provide

Part III **Termination Information on Accountants and Enrolled Actuaries (see instructions)**
(complete as many entries as needed)

a	Name:	**b** EIN:
c	Position:	
d	Address:	**e** Telephone:

Explanation:

a	Name:	**b** EIN:
c	Position:	
d	Address:	**e** Telephone:

Explanation:

a	Name:	**b** EIN:
c	Position:	
d	Address:	**e** Telephone:

Explanation:

a	Name:	**b** EIN;
c	Position:	
d	Address:	**e** Telephone:

Explanation:

a	Name:	**b** EIN;
c	Position:	
d	Address:	**e** Telephone:

Explanation:

SCHEDULE D (Form 5500)

Department of the Treasury
Internal Revenue Service

Department of Labor
Employee Benefits Security Administration

DFE/Participating Plan Information

This schedule is required to be filed under section 104 of the Employee Retirement Income Security Act of 1974 (ERISA).

▶ **File as an attachment to Form 5500.**

OMB No. 1210-0110

2010

This Form is Open to Public Inspection.

For calendar plan year 2010 or fiscal plan year beginning 11/01/2010 and ending 10/30/2011

A Name of plan
CAPITAL ACCUMULATION PLAN

B Three-digit plan number (PN) ▶ 001

C Plan or DFE sponsor's name as shown on line 2a of Form 5500
ROCHELLE FOODS, INC.

D Employer Identification Number (EIN)
36-3889635

Part I **Information on interests in MTIAs, CCTs, PSAs, and 103-12 IEs (to be completed by plans and DFEs)**
(Complete as many entries as needed to report all interests in DFEs)

a Name of MTIA, CCT, PSA, or 103-12 IE: SIA-SK FUNDAMENTAL VALUE

b Name of sponsor of entity listed in (a): MASSACHUSETTS MUTUAL LIFE INSURANCE

c EIN-PN	**d** Entity code	**e** Dollar value of interest in MTIA, CCT, PSA, or 103-12 IE at end of year (see instructions)
04-1590850-174	P	890676

a Name of MTIA, CCT, PSA, or 103-12 IE: SIA-D1 CONSERVATIVE JOURNEY

b Name of sponsor of entity listed in (a): MASSACHUSETTS MUTUAL LIFE INSURANCE

c EIN-PN	**d** Entity code	**e** Dollar value of interest in MTIA, CCT, PSA, or 103-12 IE at end of year (see instructions)
04-1590850-033	P	0

a Name of MTIA, CCT, PSA, or 103-12 IE: SIA-E CORE BOND

b Name of sponsor of entity listed in (a): MASSACHUSETTS MUTUAL LIFE INSURANCE

c EIN-PN	**d** Entity code	**e** Dollar value of interest in MTIA, CCT, PSA, or 103-12 IE at end of year (see instructions)
04-1590850-041	P	540668

a Name of MTIA, CCT, PSA, or 103-12 IE: GROWTH OPTION

b Name of sponsor of entity listed in (a): MASSACHUSETTS MUTUAL LIFE INSURANCE

c EIN-PN	**d** Entity code	**e** Dollar value of interest in MTIA, CCT, PSA, or 103-12 IE at end of year (see instructions)
04-1590850-000	P	7253697

a Name of MTIA, CCT, PSA, or 103-12 IE: SIA-MS LARGE CAP GROWTH

b Name of sponsor of entity listed in (a): MASSACHUSETTS MUTUAL LIFE INSURANCE

c EIN-PN	**d** Entity code	**e** Dollar value of interest in MTIA, CCT, PSA, or 103-12 IE at end of year (see instructions)
04-1590850-426	P	0

a Name of MTIA, CCT, PSA, or 103-12 IE: SIA-ZX SELECT INDEXED EQUITY

b Name of sponsor of entity listed in (a): MASSACHUSETTS MUTUAL LIFE INSURANCE

c EIN-PN	**d** Entity code	**e** Dollar value of interest in MTIA, CCT, PSA, or 103-12 IE at end of year (see instructions)
04-1590850-189	P	417494

a Name of MTIA, CCT, PSA, or 103-12 IE: CONSERVATIVE OPTION

b Name of sponsor of entity listed in (a): MASSACHUSETTS MUTUAL LIFE INSURANCE

c EIN-PN	**d** Entity code	**e** Dollar value of interest in MTIA, CCT, PSA, or 103-12 IE at end of year (see instructions)
04-1590850-000	P	626615

a Name of MTIA, CCT, PSA, or 103-12 IE: SIA-J LARGE CAP VALUE

b Name of sponsor of entity listed in (a): MASSACHUSETTS MUTUAL LIFE INSURANCE

c EIN-PN 04-1590850-045	**d** Entity code P	**e** Dollar value of interest in MTIA, CCT, PSA, or 103-12 IE at end of year (see instructions) 556377

a Name of MTIA, CCT, PSA, or 103-12 IE: MODERATE OPTION

b Name of sponsor of entity listed in (a): MASSACHUSETTS MUTUAL LIFE INSURANCE

c EIN-PN 04-1590850-000	**d** Entity code P	**e** Dollar value of interest in MTIA, CCT, PSA, or 103-12 IE at end of year (see instructions) 6090797

a Name of MTIA, CCT, PSA, or 103-12 IE: AGGRESSIVE OPTION

b Name of sponsor of entity listed in (a): MASSACHUSETTS MUTUAL LIFE INSURANCE

c EIN-PN 04-1590850-000	**d** Entity code P	**e** Dollar value of interest in MTIA, CCT, PSA, or 103-12 IE at end of year (see instructions) 2575215

a Name of MTIA, CCT, PSA, or 103-12 IE:

b Name of sponsor of entity listed in (a):

c EIN-PN	**d** Entity code	**e** Dollar value of interest in MTIA, CCT, PSA, or 103-12 IE at end of year (see instructions)

a Name of MTIA, CCT, PSA, or 103-12 IE:

b Name of sponsor of entity listed in (a):

c EIN-PN	**d** Entity code	**e** Dollar value of interest in MTIA, CCT, PSA, or 103-12 IE at end of year (see instructions)

a Name of MTIA, CCT, PSA, or 103-12 IE:

b Name of sponsor of entity listed in (a):

c EIN-PN	**d** Entity code	**e** Dollar value of interest in MTIA, CCT, PSA, or 103-12 IE at end of year (see instructions)

a Name of MTIA, CCT, PSA, or 103-12 IE:

b Name of sponsor of entity listed in (a):

c EIN-PN	**d** Entity code	**e** Dollar value of interest in MTIA, CCT, PSA, or 103-12 IE at end of year (see instructions)

a Name of MTIA, CCT, PSA, or 103-12 IE:

b Name of sponsor of entity listed in (a):

c EIN-PN	**d** Entity code	**e** Dollar value of interest in MTIA, CCT, PSA, or 103-12 IE at end of year (see instructions)

a Name of MTIA, CCT, PSA, or 103-12 IE:

b Name of sponsor of entity listed in (a):

c EIN-PN	**d** Entity code	**e** Dollar value of interest in MTIA, CCT, PSA, or 103-12 IE at end of year (see instructions)

a Name of MTIA, CCT, PSA, or 103-12 IE:

b Name of sponsor of entity listed in (a):

c EIN-PN	**d** Entity code	**e** Dollar value of interest in MTIA, CCT, PSA, or 103-12 IE at end of year (see instructions)

Part II Information on Participating Plans (to be completed by DFEs)

(Complete as many entries as needed to report all participating plans)

a Plan name

b Name of plan sponsor	**c** EIN-PN

a Plan name

b Name of plan sponsor	**c** EIN-PN

a Plan name

b Name of plan sponsor	**c** EIN-PN

a Plan name

b Name of plan sponsor	**c** EIN-PN

a Plan name

b Name of plan sponsor	**c** EIN-PN

a Plan name

b Name of plan sponsor	**c** EIN-PN

a Plan name

b Name of plan sponsor	**c** EIN-PN

a Plan name

b Name of plan sponsor	**c** EIN-PN

a Plan name

b Name of plan sponsor	**c** EIN-PN

a Plan name

b Name of plan sponsor	**c** EIN-PN

a Plan name

b Name of plan sponsor	**c** EIN-PN

a Plan name

b Name of plan sponsor	**c** EIN-PN

a Plan name

b Name of plan sponsor	**c** EIN-PN

a Plan name

b Name of plan sponsor	**c** EIN-PN

SCHEDULE H (Form 5500)

Department of the Treasury
Internal Revenue Service

Department of Labor
Employee Benefits Security Administration

Pension Benefit Guaranty Corporation

Financial Information

This schedule is required to be filed under section 104 of the Employee Retirement Income Security Act of 1974 (ERISA), and section 6058(a) of the Internal Revenue Code (the Code).

▶ **File as an attachment to Form 5500.**

OMB No. 1210-0110

2010

This Form is Open to Public Inspection

For calendar plan year 2010 or fiscal plan year beginning 11/01/2010 and ending 10/30/2011

A Name of plan
CAPITAL ACCUMULATION PLAN

B Three-digit plan number (PN) ▶ 001

C Plan sponsor's name as shown on line 2a of Form 5500
ROCHELLE FOODS, INC.

D Employer Identification Number (EIN)
36-3889635

Part I Asset and Liability Statement

1 Current value of plan assets and liabilities at the beginning and end of the plan year. Combine the value of plan assets held in more than one trust. Report the value of the plan's interest in a commingled fund containing the assets of more than one plan on a line-by-line basis unless the value is reportable on lines 1c(9) through 1c(14). Do not enter the value of that portion of an insurance contract which guarantees, during this plan year, to pay a specific dollar benefit at a future date. **Round off amounts to the nearest dollar.** MTIAs, CCTs, PSAs, and 103-12 IEs do not complete lines 1b(1), 1b(2), 1c(8), 1g, 1h, and 1i. CCTs, PSAs, and 103-12 IEs also do not complete lines 1d and 1e. See instructions.

Assets		(a) Beginning of Year	(b) End of Year
a Total noninterest-bearing cash	1a	0	0
b Receivables (less allowance for doubtful accounts):			
(1) Employer contributions	1b(1)	32247	35684
(2) Participant contributions	1b(2)	42635	48366
(3) Other	1b(3)	0	0
c General investments:			
(1) Interest-bearing cash (include money market accounts & certificates of deposit)	1c(1)	0	0
(2) U.S. Government securities	1c(2)		
(3) Corporate debt instruments (other than employer securities):			
(A) Preferred	1c(3)(A)		
(B) All other	1c(3)(B)		
(4) Corporate stocks (other than employer securities):			
(A) Preferred	1c(4)(A)		
(B) Common	1c(4)(B)		
(5) Partnership/joint venture interests	1c(5)		
(6) Real estate (other than employer real property)	1c(6)	0	0
(7) Loans (other than to participants)	1c(7)	0	0
(8) Participant loans	1c(8)	3354225	3737666
(9) Value of interest in common/collective trusts	1c(9)		
(10) Value of interest in pooled separate accounts	1c(10)	17701163	18951539
(11) Value of interest in master trust investment accounts	1c(11)		
(12) Value of interest in 103-12 investment entities	1c(12)		
(13) Value of interest in registered investment companies (e.g., mutual funds)	1c(13)	3730807	4316685
(14) Value of funds held in insurance company general account (unallocated contracts)	1c(14)	13051691	14096834
(15) Other	1c(15)		

			(a) Beginning of Year	(b) End of Year
1d	Employer-related investments:			
	(1) Employer securities	1d(1)	1000243	1821229
	(2) Employer real property	1d(2)		
e	Buildings and other property used in plan operation	1e		
f	Total assets (add all amounts in lines 1a through 1e)	1f	38913011	43008003
	Liabilities			
g	Benefit claims payable	1g		
h	Operating payables	1h		
i	Acquisition indebtedness	1i		
j	Other liabilities	1j		
k	Total liabilities (add all amounts in lines 1g through1j)	1k	0	0
	Net Assets			
l	Net assets (subtract line 1k from line 1f)	1l	38913011	43008003

Part II Income and Expense Statement

2 Plan income, expenses, and changes in net assets for the year. Include all income and expenses of the plan, including any trust(s) or separately maintained fund(s) and any payments/receipts to/from insurance carriers. Round off amounts to the nearest dollar. MTIAs, CCTs, PSAs, and 103-12 IEs do not complete lines 2a, 2b(1)(E), 2e, 2f, and 2g.

	Income		(a) Amount	(b) Total
a	**Contributions:**			
	(1) Received or receivable in cash from: **(A)** Employers	2a(1)(A)	1983854	
	(B) Participants	2a(1)(B)	2492134	
	(C) Others (including rollovers)	2a(1)(C)	107277	
	(2) Noncash contributions	2a(2)		
	(3) Total contributions. Add lines **2a(1)(A), (B), (C),** and line **2a(2)**	2a(3)		4583265
b	**Earnings on investments:**			
	(1) Interest:			
	(A) Interest-bearing cash (including money market accounts and certificates of deposit)	2b(1)(A)		
	(B) U.S. Government securities	2b(1)(B)		
	(C) Corporate debt instruments	2b(1)(C)		
	(D) Loans (other than to participants)	2b(1)(D)		
	(E) Participant loans	2b(1)(E)	156539	
	(F) Other	2b(1)(F)	476509	
	(G) Total interest. Add lines **2b(1)(A)** through **(F)**	2b(1)(G)		633048
	(2) Dividends: **(A)** Preferred stock	2b(2)(A)		
	(B) Common stock	2b(2)(B)		
	(C) Registered investment company shares (e.g. mutual funds)	2b(2)(C)		
	(D) Total dividends. Add lines **2b(2)(A)**, **(B)**, and **(C)**	2b(2)(D)		0
	(3) Rents	2b(3)		
	(4) Net gain (loss) on sale of assets: **(A)** Aggregate proceeds	2b(4)(A)		
	(B) Aggregate carrying amount (see instructions)	2b(4)(B)		
	(C) Subtract line **2b(4)(B)** from line **2b(4)(A)** and enter result	2b(4)(C)		0

		(a) Amount	(b) Total
2b (5) Unrealized appreciation (depreciation) of assets: (A) Real estate	2b(5)(A)		
(B) Other	2b(5)(B)		
(C) Total unrealized appreciation of assets. Add lines 2b(5)(A) and (B)	2b(5)(C)		0
(6) Net investment gain (loss) from common/collective trusts	2b(6)		
(7) Net investment gain (loss) from pooled separate accounts	2b(7)		987007
(8) Net investment gain (loss) from master trust investment accounts	2b(8)		
(9) Net investment gain (loss) from 103-12 investment entities	2b(9)		
(10) Net investment gain (loss) from registered investment companies (e.g., mutual funds)	2b(10)		170960
c Other income	2c		380526
d Total income. Add all **income** amounts in column (b) and enter total	2d		6754806
Expenses			
e Benefit payment and payments to provide benefits:			
(1) Directly to participants or beneficiaries, including direct rollovers	2e(1)	2549194	
(2) To insurance carriers for the provision of benefits	2e(2)		
(3) Other	2e(3)		
(4) Total benefit payments. Add lines 2e(1) through (3)	2e(4)		2549194
f Corrective distributions (see instructions)	2f		0
g Certain deemed distributions of participant loans (see instructions)	2g		22482
h Interest expense	2h		
i Administrative expenses: (1) Professional fees	2i(1)		
(2) Contract administrator fees	2i(2)		
(3) Investment advisory and management fees	2i(3)		
(4) Other	2i(4)	88138	
(5) Total administrative expenses. Add lines 2i(1) through (4)	2i(5)		88138
j Total expenses. Add all **expense** amounts in column (b) and enter total	2j		2659814
Net Income and Reconciliation			
k Net income (loss). Subtract line 2j from line 2d	2k		4094992
l Transfers of assets:			
(1) To this plan	2l(1)		
(2) From this plan	2l(2)		

Part III Accountant's Opinion

3 Complete lines 3a through 3c if the opinion of an independent qualified public accountant is attached to this Form 5500. Complete line 3d if an opinion is not attached.

a The attached opinion of an independent qualified public accountant for this plan is (see instructions):

(1) [X] Unqualified (2) [ ] Qualified (3) [ ] Disclaimer (4) [ ] Adverse

b Did the accountant perform a limited scope audit pursuant to 29 CFR 2520.103-8 and/or 103-12(d)? [ ] Yes [X] No

c Enter the name and EIN of the accountant (or accounting firm) below:

(1) Name: ERNST & YOUNG LLP (2) EIN: 34-6565596

d The opinion of an independent qualified public accountant is **not attached** because:

(1) [ ] This form is filed for a CCT, PSA, or MTIA. (2) [ ] It will be attached to the next Form 5500 pursuant to 29 CFR 2520.104-50.

Part IV Compliance Questions

4 CCTs and PSAs do not complete Part IV. MTIAs, 103-12 IEs, and GIAs do not complete 4a, 4e, 4f, 4g, 4h, 4k, 4m, 4n, or 5. 103-12 IEs also do not complete 4j and 4l. MTIAs also do not complete 4l.

During the plan year:

		Yes	No	Amount
a	Was there a failure to transmit to the plan any participant contributions within the time period described in 29 CFR 2510.3-102? Continue to answer "Yes" for any prior year failures until fully corrected. (See instructions and DOL's Voluntary Fiduciary Correction Program.)	**4a**		X	
b	Were any loans by the plan or fixed income obligations due the plan in default as of the close of the plan year or classified during the year as uncollectible? Disregard participant loans secured by participant's account balance. (Attach Schedule G (Form 5500) Part I if "Yes" is checked.)	**4b**		X	
c	Were any leases to which the plan was a party in default or classified during the year as uncollectible? (Attach Schedule G (Form 5500) Part II if "Yes" is checked.)	**4c**		X	
d	Were there any nonexempt transactions with any party-in-interest? (Do not include transactions reported on line 4a. Attach Schedule G (Form 5500) Part III if "Yes" is checked.)	**4d**		X	
e	Was this plan covered by a fidelity bond?	**4e**	X		10000000
f	Did the plan have a loss, whether or not reimbursed by the plan's fidelity bond, that was caused by fraud or dishonesty?	**4f**		X	
g	Did the plan hold any assets whose current value was neither readily determinable on an established market nor set by an independent third party appraiser?	**4g**		X	
h	Did the plan receive any noncash contributions whose value was neither readily determinable on an established market nor set by an independent third party appraiser?	**4h**		X	
i	Did the plan have assets held for investment? (Attach schedule(s) of assets if "Yes" is checked, and see instructions for format requirements.)	**4i**	X		
j	Were any plan transactions or series of transactions in excess of 5% of the current value of plan assets? (Attach schedule of transactions if "Yes" is checked, and see instructions for format requirements.)	**4j**		X	
k	Were all the plan assets either distributed to participants or beneficiaries, transferred to another plan, or brought under the control of the PBGC?	**4k**		X	
l	Has the plan failed to provide any benefit when due under the plan?	**4l**		X	
m	If this is an individual account plan, was there a blackout period? (See instructions and 29 CFR 2520.101-3.)	**4m**		X	
n	If 4m was answered "Yes," check the "Yes" box if you either provided the required notice or one of the exceptions to providing the notice applied under 29 CFR 2520.101-3.	**4n**			

5a Has a resolution to terminate the plan been adopted during the plan year or any prior plan year? If yes, enter the amount of any plan assets that reverted to the employer this year ☐ **Yes** ☒ **No** **Amount:**

5b If, during this plan year, any assets or liabilities were transferred from this plan to another plan(s), identify the plan(s) to which assets or liabilities were transferred. (See instructions.)

5b(1) Name of plan(s)	**5b(2)** EIN(s)	**5b(3)** PN(s)

SCHEDULE R
(Form 5500)

Department of the Treasury
Internal Revenue Service

Department of Labor
Employee Benefits Security Administration

Pension Benefit Guaranty Corporation

Retirement Plan Information

This schedule is required to be filed under section 104 and 4065 of the Employee Retirement Income Security Act of 1974 (ERISA) and section 6058(a) of the Internal Revenue Code (the Code).

▶ **File as an attachment to Form 5500.**

OMB No. 1210-0110

2010

This Form is Open to Public Inspection.

For calendar plan year 2010 or fiscal plan year beginning 11/01/2010 and ending 10/30/2011

A Name of plan
CAPITAL ACCUMULATION PLAN

B Three-digit plan number (PN) ▶ 001

C Plan sponsor's name as shown on line 2a of Form 5500
ROCHELLE FOODS, INC.

D Employer Identification Number (EIN)
36-3889635

Part I Distributions

All references to distributions relate only to payments of benefits during the plan year.

1 Total value of distributions paid in property other than in cash or the forms of property specified in the instructions **1** 0

2 Enter the EIN(s) of payor(s) who paid benefits on behalf of the plan to participants or beneficiaries during the year (if more than two, enter EINs of the two payors who paid the greatest dollar amounts of benefits):

EIN(s): 04-1590850 _____

Profit-sharing plans, ESOPs, and stock bonus plans, skip line 3.

3 Number of participants (living or deceased) whose benefits were distributed in a single sum, during the plan year. **3**

Part II Funding Information (If the plan is not subject to the minimum funding requirements of section of 412 of the Internal Revenue Code or ERISA section 302, skip this Part)

4 Is the plan administrator making an election under Code section 412(d)(2) or ERISA section 302(d)(2)? ..... ☐ **Yes** ☐ **No** ☐ **N/A**

If the plan is a defined benefit plan, go to line 8.

5 If a waiver of the minimum funding standard for a prior year is being amortized in this plan year, see instructions and enter the date of the ruling letter granting the waiver. **Date:** Month _____ Day _____ Year _____

If you completed line 5, complete lines 3, 9, and 10 of Schedule MB and do not complete the remainder of this schedule.

6 **a** Enter the minimum required contribution for this plan year **6a**

b Enter the amount contributed by the employer to the plan for this plan year **6b**

c Subtract the amount in line 6b from the amount in line 6a. Enter the result (enter a minus sign to the left of a negative amount) **6c**

If you completed line 6c, skip lines 8 and 9.

7 Will the minimum funding amount reported on line 6c be met by the funding deadline? ..... ☐ **Yes** ☐ **No** ☐ **N/A**

8 If a change in actuarial cost method was made for this plan year pursuant to a revenue procedure providing automatic approval for the change or a class ruling letter, does the plan sponsor or plan administrator agree with the change? ..... ☐ **Yes** ☐ **No** ☐ **N/A**

Part III Amendments

9 If this is a defined benefit pension plan, were any amendments adopted during this plan year that increased or decreased the value of benefits? If yes, check the appropriate box(es). If no, check the "No" box. ..... ☐ **Increase** ☐ **Decrease** ☐ **Both** ☐ **No**

Part IV ESOPs (see instructions). If this is not a plan described under Section 409(a) or 4975(e)(7) of the Internal Revenue Code, skip this Part.

10 Were unallocated employer securities or proceeds from the sale of unallocated securities used to repay any exempt loan? ..... ☐ **Yes** ☐ **No**

11 **a** Does the ESOP hold any preferred stock? ..... ☐ **Yes** ☐ **No**

b If the ESOP has an outstanding exempt loan with the employer as lender, is such loan part of a "back-to-back" loan? (See instructions for definition of "back-to-back" loan.) ..... ☐ **Yes** ☐ **No**

12 Does the ESOP hold any stock that is not readily tradable on an established securities market? ..... ☐ **Yes** ☐ **No**

Part V Additional Information for Multiemployer Defined Benefit Pension Plans

13 Enter the following information for each employer that contributed more than 5% of total contributions to the plan during the plan year (measured in dollars). See instructions. *Complete as many entries as needed to report all applicable employers.*

a Name of contributing employer

b EIN **c** Dollar amount contributed by employer

d Date collective bargaining agreement expires *(If employer contributes under more than one collective bargaining agreement, check box ☐ and see instructions regarding required attachment. Otherwise, enter the applicable date.)* Month _____ Day _____ Year _____

e Contribution rate information *(If more than one rate applies, check this box ☐ and see instructions regarding required attachment. Otherwise, complete items 13e(1) and 13e(2).)*
(1) Contribution rate (in dollars and cents) _____
(2) Base unit measure: ☐ Hourly ☐ Weekly ☐ Unit of production ☐ Other (specify):

---

a Name of contributing employer

b EIN **c** Dollar amount contributed by employer

d Date collective bargaining agreement expires *(If employer contributes under more than one collective bargaining agreement, check box ☐ and see instructions regarding required attachment. Otherwise, enter the applicable date.)* Month _____ Day _____ Year _____

e Contribution rate information *(If more than one rate applies, check this box ☐ and see instructions regarding required attachment. Otherwise, complete items 13e(1) and 13e(2).)*
(1) Contribution rate (in dollars and cents) _____
(2) Base unit measure: ☐ Hourly ☐ Weekly ☐ Unit of production ☐ Other (specify):

---

a Name of contributing employer

b EIN **c** Dollar amount contributed by employer

d Date collective bargaining agreement expires *(If employer contributes under more than one collective bargaining agreement, check box ☐ and see instructions regarding required attachment. Otherwise, enter the applicable date.)* Month _____ Day _____ Year _____

e Contribution rate information *(If more than one rate applies, check this box ☐ and see instructions regarding required attachment. Otherwise, complete items 13e(1) and 13e(2).)*
(1) Contribution rate (in dollars and cents) _____
(2) Base unit measure: ☐ Hourly ☐ Weekly ☐ Unit of production ☐ Other (specify):

---

a Name of contributing employer

b EIN **c** Dollar amount contributed by employer

d Date collective bargaining agreement expires *(If employer contributes under more than one collective bargaining agreement, check box ☐ and see instructions regarding required attachment. Otherwise, enter the applicable date.)* Month _____ Day _____ Year _____

e Contribution rate information *(If more than one rate applies, check this box ☐ and see instructions regarding required attachment. Otherwise, complete items 13e(1) and 13e(2).)*
(1) Contribution rate (in dollars and cents) _____
(2) Base unit measure: ☐ Hourly ☐ Weekly ☐ Unit of production ☐ Other (specify):

---

a Name of contributing employer

b EIN **c** Dollar amount contributed by employer

d Date collective bargaining agreement expires *(If employer contributes under more than one collective bargaining agreement, check box ☐ and see instructions regarding required attachment. Otherwise, enter the applicable date.)* Month _____ Day _____ Year _____

e Contribution rate information *(If more than one rate applies, check this box ☐ and see instructions regarding required attachment. Otherwise, complete items 13e(1) and 13e(2).)*
(1) Contribution rate (in dollars and cents) _____
(2) Base unit measure: ☐ Hourly ☐ Weekly ☐ Unit of production ☐ Other (specify):

---

a Name of contributing employer

b EIN **c** Dollar amount contributed by employer

d Date collective bargaining agreement expires *(If employer contributes under more than one collective bargaining agreement, check box ☐ and see instructions regarding required attachment. Otherwise, enter the applicable date.)* Month _____ Day _____ Year _____

e Contribution rate information *(If more than one rate applies, check this box ☐ and see instructions regarding required attachment. Otherwise, complete items 13e(1) and 13e(2).)*
(1) Contribution rate (in dollars and cents) _____
(2) Base unit measure: ☐ Hourly ☐ Weekly ☐ Unit of production ☐ Other (specify):

---

a Name of contributing employer

b EIN **c** Dollar amount contributed by employer

d Date collective bargaining agreement expires *(If employer contributes under more than one collective bargaining agreement, check box ☐ and see instructions regarding required attachment. Otherwise, enter the applicable date.)* Month _____ Day _____ Year _____

e Contribution rate information *(If more than one rate applies, check this box ☐ and see instructions regarding required attachment. Otherwise, complete items 13e(1) and 13e(2).)*
(1) Contribution rate (in dollars and cents) _____
(2) Base unit measure: ☐ Hourly ☐ Weekly ☐ Unit of production ☐ Other (specify):

14 Enter the number of participants on whose behalf no contributions were made by an employer as an employer of the participant for:

a The current year	**14a**	
b The plan year immediately preceding the current plan year	**14b**	
c The second preceding plan year	**14c**	

15 Enter the ratio of the number of participants under the plan on whose behalf no employer had an obligation to make an employer contribution during the current plan year to:

a The corresponding number for the plan year immediately preceding the current plan year	**15a**	
b The corresponding number for the second preceding plan year	**15b**	

16 Information with respect to any employers who withdrew from the plan during the preceding plan year:

a Enter the number of employers who withdrew during the preceding plan year	**16a**	
b If item 16a is greater than 0, enter the aggregate amount of withdrawal liability assessed or estimated to be assessed against such withdrawn employers	**16b**	

17 If assets and liabilities from another plan have been transferred to or merged with this plan during the plan year, check box and see instructions regarding supplemental information to be included as an attachment. ☐

Part VI Additional Information for Single-Employer and Multiemployer Defined Benefit Pension Plans

18 If any liabilities to participants or their beneficiaries under the plan as of the end of the plan year consist (in whole or in part) of liabilities to such participants and beneficiaries under two or more pension plans as of immediately before such plan year, check box and see instructions regarding supplemental information to be included as an attachment ☐

19 If the total number of participants is 1,000 or more, complete items (a) through (c)

a Enter the percentage of plan assets held as:
Stock: _____% Investment-Grade Debt: _____% High-Yield Debt: _____% Real Estate: _____% Other: _____%

b Provide the average duration of the combined investment-grade and high-yield debt:
☐ 0-3 years ☐ 3-6 years ☐ 6-9 years ☐ 9-12 years ☐ 12-15 years ☐ 15-18 years ☐ 18-21 years ☐ 21 years or more

c What duration measure was used to calculate item 19(b)?
☐ Effective duration ☐ Macaulay duration ☐ Modified duration ☐ Other (specify):

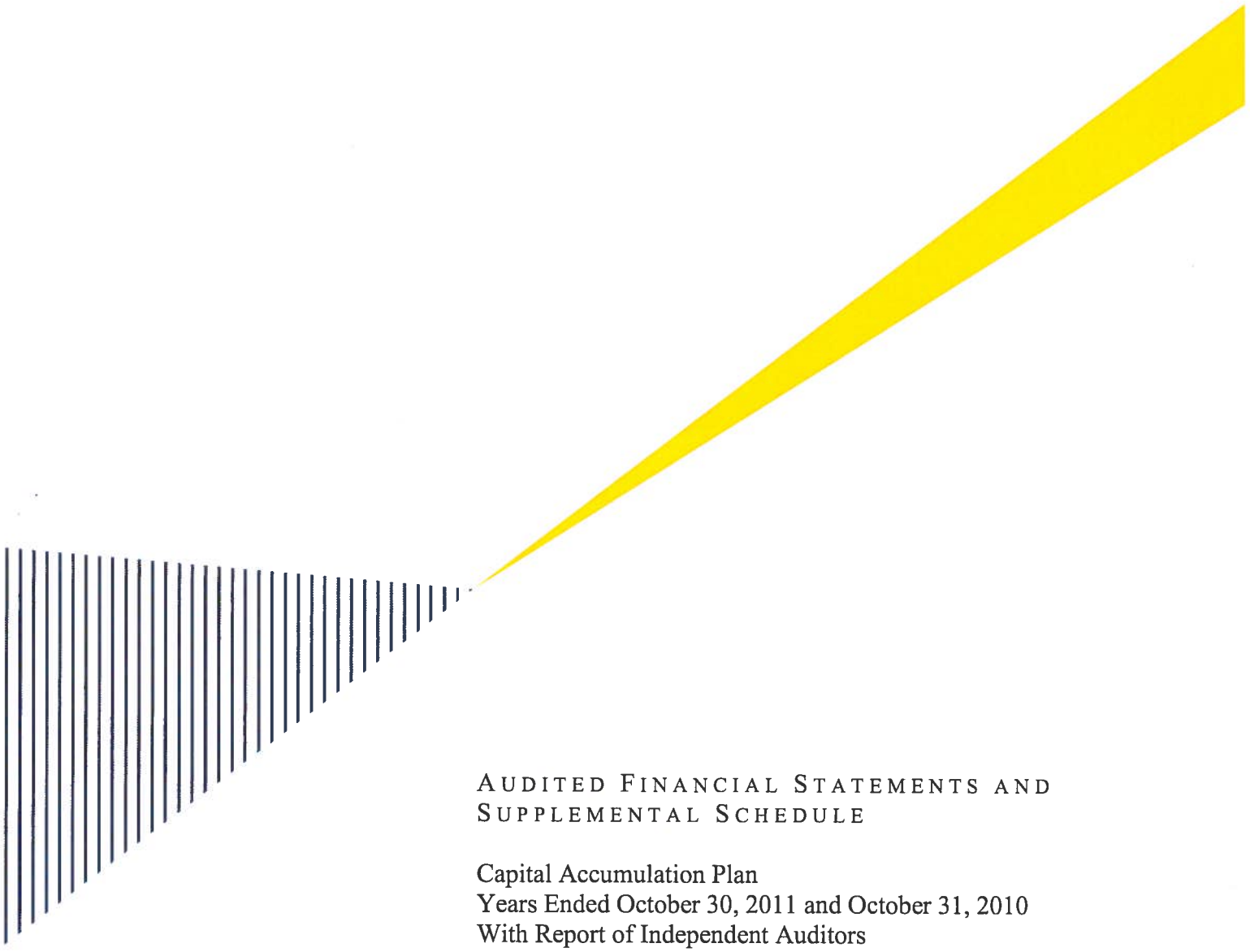

Audited Financial Statements and Supplemental Schedule

Capital Accumulation Plan
Years Ended October 30, 2011 and October 31, 2010
With Report of Independent Auditors

Ernst & Young LLP

Ernst & Young

Capital Accumulation Plan

Audited Financial Statements and Supplemental Schedule

Years Ended October 30, 2011 and October 31, 2010

Contents

Report of Independent Auditors.....1

Audited Financial Statements

Statements of Net Assets Available for Benefits.....2
Statements of Changes in Net Assets Available for Benefits.....3
Notes to Financial Statements.....4

Supplemental Schedule

Schedule H, Line 4i – Schedule of Assets (Held at End of Year).....15

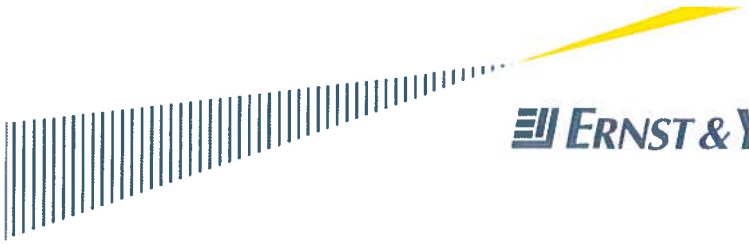

Ernst & Young LLP
Suite 1400
220 South Sixth Street
Minneapolis, MN 55402-4509
Tel: +1 612 343 1000
Fax: +1 612 339 1726
www.ey.com

Report of Independent Auditors

The Employee Benefits Committee
Capital Accumulation Plan

We have audited the accompanying statements of net assets available for benefits of the Hormel Foods Corporation Capital Accumulation Plan (the Plan) as of October 30, 2011, and October 31, 2010, and the related statements of changes in net assets available for benefits for the years then ended. These financial statements are the responsibility of the Plan's management. Our responsibility is to express an opinion on these financial statements based on our audits.

We conducted our audits in accordance with auditing standards generally accepted in the United States. Those standards require that we plan and perform the audit to obtain reasonable assurance about whether the financial statements are free of material misstatement. We were not engaged to perform an audit of the Plan's internal control over financial reporting. Our audits included consideration of internal control over financial reporting as a basis for designing audit procedures that are appropriate in the circumstances, but not for the purpose of expressing an opinion on the effectiveness of the Plan's internal control over financial reporting. Accordingly, we express no such opinion. An audit also includes examining, on a test basis, evidence supporting the amounts and disclosures in the financial statements, assessing the accounting principles used and significant estimates made by management, and evaluating the overall financial statement presentation. We believe that our audits provide a reasonable basis for our opinion.

In our opinion, the financial statements referred to above present fairly, in all material respects, the net assets available for benefits of the Plan at October 30, 2011, and October 31, 2010, and the changes in its net assets available for benefits for the years then ended, in conformity with accounting principles generally accepted in the United States.

Our audits were conducted for the purpose of forming an opinion on the financial statements as a whole. The accompanying supplemental schedule of assets (held at end of year) as of October 30, 2011, is presented for the purpose of additional analysis and is not a required part of the financial statements but is supplementary information required by the Department of Labor's Rules and Regulations for Reporting and Disclosure under the Employee Retirement Income Security Act of 1974. Such information is the responsibility of the Plan's management and was derived from and relates directly to the underlying accounting and other records used to prepare the financial statements. The information has been subjected to the auditing procedures applied in the audits of the financial statements and certain additional procedures, including comparing and reconciling such information directly to the underlying accounting and other records used to prepare the financial statements or to the financial statements themselves, and other additional procedures in accordance with auditing standards generally accepted in the United States. In our opinion, the information is fairly stated in all material respects in relation to the financial statements as a whole.

Ernst & Young LLP

April 27, 2012

A member firm of Ernst & Young Global Limited

Capital Accumulation Plan

Statements of Net Assets Available for Benefits

	October 30, 2011	October 31, 2010
Assets		
Investments, at fair value	**$ 40,462,614**	$ 36,669,911
Receivables:		
Contribution from employer	**35,684**	32,247
Contribution from participants	**48,366**	42,635
Promissory notes from participants	**3,737,666**	3,354,225
Total receivables	**3,821,716**	3,429,107
Net assets available for benefits, at fair value	**44,284,330**	40,099,018
Adjustment from fair value to contract value for interest in fully benefit-responsive investment contracts	**(1,276,327)**	(1,186,007)
Net assets available for benefits	**$ 43,008,003**	$ 38,913,011

See accompanying notes.

Capital Accumulation Plan

Statements of Changes in Net Assets Available for Benefits

	Year Ended October 30, 2011	Year Ended October 31, 2010
Additions:		
Employer incentive and match contributions	**$ 1,983,854**	$ 2,022,580
Participant contributions	**2,492,134**	2,287,216
Employee rollover	**107,277**	133,646
Investment income	**476,509**	510,731
Interest income – promissory notes receivable	**156,539**	143,231
Total additions	**5,216,313**	5,097,404
Deductions:		
Distributions to participants	**2,571,676**	2,182,073
Administrative expenses	**88,138**	86,010
Total deductions	**2,659,814**	2,268,083
Net realized and unrealized appreciation in fair market value of investments	**1,538,493**	2,474,719
Net additions	**4,094,992**	5,304,040
Net assets available for benefits at beginning of year	**38,913,011**	33,608,971
Net assets available for benefits at end of year	**$ 43,008,003**	$ 38,913,011

See accompanying notes.

Capital Accumulation Plan

Notes to Financial Statements

October 30, 2011

1. Significant Accounting Policies

The accounting records of the Capital Accumulation Plan (the Plan) are maintained on an accrual basis.

Investments held by the Plan are stated at fair value. Fair value is defined as the price that would be received to sell an asset or paid to transfer a liability in an orderly transaction between market participants at the measurement date (an exit price). The Plan records financial assets and liabilities at fair value. See Note 3 for further discussion of fair value measurements.

In January 2010, the Financial Accounting Standards Board (FASB) issued Accounting Standards Update 2010-06, *Improving Disclosures about Fair Value Measurements* (ASU 2010-06). ASU 2010-06 amended Accounting Standards Codification 820, *Fair Value Measurements and Disclosures* (ASC 820), to clarify certain existing fair value disclosures and to require a number of additional disclosures. The guidance in ASU 2010-06 clarified that disclosures should be presented separately for each "class" of assets and liabilities measured at fair value and provided guidance on how to determine the appropriate classes of assets and liabilities to be presented. ASU 2010-06 also clarified the requirement for entities to disclose information about both the valuation techniques and inputs used in estimating Level 2 and Level 3 fair value measurements. In addition, ASU 2010-06 introduced new requirements to disclose the amounts (on a gross basis) and reasons for any significant transfers between Levels 1, 2, and 3 of the fair value hierarchy and to present information regarding the purchases, sales, issuances, and settlements of Level 3 assets and liabilities on a gross basis. With the exception of the requirement to present changes in Level 3 measurements on a gross basis, which is effective for the Plan beginning October 31, 2011, the guidance in ASU 2010-06 has been adopted for the plan year ending October 30, 2011.

In May 2011, the FASB issued Accounting Standards Update 2011-04, *Amendments to Achieve Common Fair Value Measures and Disclosure Requirements in U.S. GAAP and IFRSs*, (ASU 2011-04). ASU 2011-04 amended ASC 820 to converge the fair value measurement guidance in U.S. generally accepted accounting principles (GAAP) and International Financial Reporting Standards (IFRSs). Some of the amendments clarify the application of existing fair value measurement requirements, while other amendments change a particular principle in ASC 820. In addition, ASU 2011-04 requires additional fair value disclosures (although certain of these new disclosures will not be required for nonpublic entities). The amendments are to be applied prospectively and are effective for the plan year beginning October 29, 2012. Plan management is currently evaluating the effect that the provisions of ASU 2011-04 will have on the Plan's financial statements.

1. Significant Accounting Policies (continued)

All costs and expenses of administering the Plan are paid by the Plan unless paid by Rochelle Foods, LLC (the Company or the Sponsor).

The preparation of financial statements in conformity with U.S. generally accepted accounting principles requires management to make estimates and assumptions that affect the amounts reported in the financial statements and accompanying notes. Actual results could differ from those estimates.

The Plan has evaluated its subsequent events through April 27, 2012, the date the financial statements are available to be issued

2. Description of the Plan

The following description of the Plan provides only general information. Participants should refer to the plan agreement for a more complete description of the Plan's provisions. The Plan is subject to the provisions of the Employee Retirement Income Security Act of 1974 (ERISA). The Plan's year-end is the last Sunday of October.

The Plan, sponsored by Rochelle Foods, LLC, is a contributory defined-contribution plan covering certain employees of Rochelle Foods, LLC; Creative Contract Packaging, LLC; Fort Dodge Foods, LLC; Diamond Crystal Brands, Inc. – Quakertown; Osceola Foods, LLC; Burke Marketing Corporation; Provena Foods, Inc.; Lloyd's Barbeque Company, LLC; Progressive Processing, LLC; and Mexican Accent, LLC. Employees generally become participants in the Plan on the enrollment date following six months of eligibility service, with respect to employee deferral contributions.

Employees who elect to become members of the Plan authorize a deduction of 1% to 50% of their compensation for each pay period, subject to Internal Revenue Service (IRS) limitations. An eligible employee who has not made an election to participate in the Plan shall be deemed a member of the Plan and will automatically contribute 2% to the Plan through payroll deduction. The automatic enrollment feature is not available to employees of Rochelle Foods, LLC or Provena Foods, Inc. so these employees must elect to be a member of the Plan. The Plan contains a diversified selection of funds intended to satisfy Section 404(c) of ERISA. The Sponsor provides matching and fixed incentive contributions. These contributions vary according to employee classification and employer.

2. Description of the Plan (continued)

Each participant's account is credited with the participant's and the Sponsor's contributions and plan earnings and is charged with an allocation of administrative expenses if the employer does not pay those expenses from its own assets. Allocations are based on account balances, as defined. Forfeited balances of terminated participants' nonvested accounts are used to reduce future company contributions. The benefit to which a participant is entitled is the benefit that can be provided from the participant's account.

Participant contributions are always fully vested. Participants become vested 20% per year, over five years, in the company fixed incentive and company match accounts. Forfeitures used to reduce employer contributions for the years ended October 30, 2011 and October 31, 2010, were $42,411 and $61,641, respectively. Cumulative forfeited nonvested accounts as of October 30, 2011 and October 31, 2010, were $3,204 and $4,115, respectively.

Most benefits are paid upon termination of service in a lump-sum amount equal to the vested value of a participant's account, unless an eligible participant elects to defer the payment. Complete details of payment provisions are described in a Summary Plan Description, available from the Sponsor.

Promissory notes receivable are loans that are recorded at their unpaid principal balance plus any accrued but unpaid interest. Participants may borrow from their fund accounts a minimum of $500 up to a maximum of the lesser of $50,000 or 50% of their vested account balances. Loan terms range from one year to five years or up to fifteen years for the purchase of a primary residence. The interest rate is 2% over the prime rate of interest published in *The Wall Street Journal* on the date the loan is granted, or, if the loan is for a primary residence, on the date the loan is requested. Participants are required to make repayments of principal and interest through payroll deductions. The loans are secured by the balance in a participant's account. No allowance for credit losses has been recorded as of October 30, 2011 or October 31, 2010. If a participant ceases to make loan repayments and the plan administrator deems the participant loan to be a distribution, the participant loan balance is reduced and a benefit payment is recorded.

The employer may, at its sole discretion, discontinue contributions or terminate the Plan at any time without the consent of any participant or beneficiary subject to restrictions set by a collective bargaining agreement and subject to the provisions of ERISA. Upon the Plan's termination, all amounts credited to participants would become fully vested, and assets of the Plan would be distributed to participants based on amounts previously credited to their respective accounts.

3. Investments and Fair Value Measurements

During the years ended October 30, 2011 and October 31, 2010, the Plan's investments (including investments bought, sold, as well as held during the year) appreciated in fair value as follows:

	October 30, 2011	October 31, 2010
Net appreciation in fair value during the year:		
Separate trust accounts	**$ 170,960**	$ 283,640
Pooled separate accounts	**987,007**	2,014,081
Nonpooled separate account (containing the company's common stock)	**380,526**	176,998
	$ 1,538,493	$ 2,474,719

Participants are authorized to invest up to 100% of the fair value of their assets available for benefits in the Hormel Foods Corporation Stock Fund, which consists of Hormel Foods Corporation common stock and cash. Such investment totaled approximately 4.5% and 2.7% of total investments at October 30, 2011 and October 31, 2010, respectively.

The fair value of individual investments that represent 5% or more of the Plan's net assets is as follows:

	October 30, 2011	October 31, 2010
Pooled separate accounts:		
Massachusetts Mutual Life Insurance Company:		
Aggressive Option Fund	**$ 2,575,215**	$ 2,376,269
Moderate Option Fund	**6,090,797**	6,125,457
Growth Option Fund	**7,253,697**	5,478,570
Insurance company general account:		
Massachusetts Mutual Life Insurance Company:		
General Investment Account	**15,373,161**	14,237,699

3. Investments and Fair Value Measurements (continued)

The Plan accounts for its financial assets and liabilities in accordance with ASC 820, which are carried at fair value on a recurring basis in its financial statements. ASC 820 establishes a fair value hierarchy that requires assets and liabilities measured at fair value to be categorized into one of three levels based on the inputs used in the valuation. Assets and liabilities are classified in their entirety based on the lowest level of input significant to the fair value measurement. The three levels are defined as follows:

- Level 1: Observable inputs based on quoted prices (unadjusted) in active markets for identical assets or liabilities.

- Level 2: Inputs other than quoted prices in active markets for identical assets and liabilities that are observable either directly or indirectly for substantially the full term of the asset or liability. Level 2 inputs include the following:

  - Quoted prices for similar assets and liabilities in active markets

  - Quoted prices for identical or similar assets or liabilities in markets that are not active

  - Observable inputs other than quoted prices that are used in the valuation of the assets or liabilities (e.g., interest rate and yield curve quotes at commonly quoted intervals)

  - Inputs that are derived principally from or corroborated by observable market data by correlation or other means

- Level 3: Unobservable inputs that reflect an entity's own assumptions about what inputs a market participant would use in pricing the asset or liability based on the best information available in the circumstances.

The following is a description of the valuation methodologies used for instruments measured at fair value, including the general classification of such instruments pursuant to the valuation hierarchy.

3. Investments and Fair Value Measurements (continued)

Pooled Separate Accounts

Fair value represents the net asset value (NAV) of the fund shares, which is calculated based on the valuation of the funds' underlying investments at fair value at the end of the year. The investments are public investment vehicles, which are valued using the NAV provided by the administrator of the fund. The NAV is based on the value of the underlying assets owned by the fund, excluding transaction costs, minus its liabilities, and then divided by the number of shares outstanding.

The lifecycle funds include investments in highly diversified funds designed to remain appropriate for investors in terms of risk through a variety of life circumstances. These funds contain a mix of domestic and foreign equities, fixed income investments, and cash.

The U.S. equities investments include a mix of predominately U.S. common stocks, bonds, and cash.

The fixed income investments include a mix of domestic and foreign securities, including corporate obligations, government securities, and mortgage-backed and other asset-backed securities, common stocks, and cash.

The pooled separate accounts are deemed to be Level 2 investments unless the separate account includes a general investment account. A general investment account is adjusted for contract value and therefore deemed to be a Level 3 investment. See below for a description of the general investment account included within the Stable Value Fund.

Separate Trust Accounts

The separate trust accounts consist primarily of marketable securities valued at the last reported sales price on the last business day of the year and therefore deemed to be a Level 1 investment.

The U.S. equities investments include a mix of predominately U.S. common stocks and cash.

The international equities investments include a mix of predominately foreign common stocks and cash.

The fixed income investments include a mix of U.S. and foreign-issued corporate bonds, common stocks, and cash.

3. Investments and Fair Value Measurements (continued)

Nonpooled Separate Account

The nonpooled separate account consists of common stock of Hormel Foods Corporation, which is valued at the last reported sales price on the last business day of the year, and a portion of uninvested cash, which is recorded at carrying value as maturities are less than three months. This nonpooled separate account is deemed to be a Level 1 investment.

Stable Value Fund

The investment in the stable value fund (general investment account) is reported at fair value with a reported adjustment to contract value shown in the statements of net assets available for benefits. Therefore the general investment account is deemed to be a Level 3 investment. The statements of changes in net assets available for benefits are prepared on a contract value basis. The Plan's insurance company general account contract is fully benefit-responsive. Benefit responsiveness is defined as the extent to which a contract's terms and the Plan permit or require participant-initiated withdrawals at contract value.

The Plan has entered into a benefit-responsive investment contract with Massachusetts Mutual Life Insurance Company (MassMutual), which is a general account evergreen group annuity contract. MassMutual maintains the contributions in a general account. Specific securities within the general account are not attributed to the investment contract with the Plan. The Plan owns a series of guarantees that are embedded in the insurance contract. The contractual guarantees are backed up by the full faith and credit of MassMutual, the contract issuer. The account is credited with earnings on the underlying investments and charged for participant withdrawals and administrative expenses. MassMutual is contractually obligated to repay the principal and a specified interest rate that is guaranteed to the Plan. There are no reserves against contract value for credit risk of the contract issuer or otherwise. The crediting interest rate is based on a formula agreed upon with the issuer and includes such factors as investment year method experience of the underlying contract or pool; projected levels of cash flows within the current interest rate environment; and the projected maturity of the underlying investments. Such interest rates are reviewed on a semiannual basis for resetting.

Certain events limit the ability of the Plan to transact at contract value with the issuer. Such events include the following: (i) amendments to the plan documents (including complete or partial plan termination or merger with another plan); (ii) changes to the Plan's prohibition on competing investment options or deletion of equity wash provisions; (iii) bankruptcy of the Sponsor or other Sponsor event (e.g., divestures or spin-offs of a subsidiary) that causes a significant withdrawal from the Plan; or (iv) the failure of the trust to qualify for exemption from

3. Investments and Fair Value Measurements (continued)

federal income taxes or any required prohibited transaction exemption under ERISA. The plan administrator does not believe that the occurrence of any such event, which would limit the Plan's ability to transact at contract value with participants, is probable.

The General Investment Account contract does not allow the insurance company to terminate the agreement prior to a breach of the contract terms by the investor or on the contract anniversary date with 90 days prior notice.

The crediting interest rate on the General Investment Account was 3.55% and 3.80% as of October 30, 2011 and October 31, 2010, respectively. The average yield was 3.18% during plan year 2011 and 3.68% during plan year 2010, which approximates the actual interest rate credited to the plan participants.

The investments of the Plan that are measured at fair value on a recurring basis as of October 30, 2011 and October 31, 2010, and their level within the fair value hierarchy, are as follows:

	Fair Value Measurements at October 30, 2011			
	Fair Value at October 30, 2011	Quoted Prices in Active Markets for Identical Assets (Level 1)	Significant Other Observable Inputs (Level 2)	Significant Unobservable Inputs (Level 3)
Investments at fair value:				
Pooled separate accounts:				
Lifecycle funds	$ 16,546,324	$ –	$ 15,919,709	$ 626,615
U.S. equity funds	1,864,547	–	1,864,547	–
Fixed income fund	540,668	–	540,668	–
Total pooled separate accounts	18,951,539	–	18,324,924	626,615
Separate trust accounts:				
U.S. equity funds	2,550,292	2,550,292	–	–
International equity funds	1,265,295	1,265,295	–	–
Fixed income fund	501,098	501,098	–	–
Total separate trust accounts	4,316,685	4,316,685	–	–
Nonpooled separate account:				
Hormel Foods Corporation stock fund	1,821,229	1,821,229	–	–
General Investment Account	15,373,161	–	–	15,373,161
	$ 40,462,614	$ 6,137,914	$ 18,324,924	$ 15,999,776

3. Investments and Fair Value Measurements (continued)

	Fair Value Measurements at October 31, 2010			
	Fair Value at October 31, 2010	Quoted Prices in Active Markets for Identical Assets (Level 1)	Significant Other Observable Inputs (Level 2)	Significant Unobservable Inputs (Level 3)
Investments at fair value:				
Pooled separate accounts:				
Lifecycle funds	$ 14,579,301	$ –	$ 13,980,296	$ 599,005
U.S. equity funds	2,468,892	–	2,468,892	–
Fixed income fund	652,969	–	652,969	–
Total pooled separate accounts	17,701,162	–	17,102,157	599,005
Separate trust accounts:				
U.S. equity funds	1,615,468	1,615,468	–	–
International equity funds	1,372,325	1,372,325	–	–
Fixed income fund	743,014	743,014	–	–
Total separate trust accounts	3,730,807	3,730,807	–	–
Nonpooled separate account:				
Hormel Foods Corporation stock fund	1,000,243	1,000,243	–	–
General Investment Account	14,237,699	–	–	14,237,699
	$ 36,669,911	$ 4,731,050	$ 17,102,157	$ 14,836,704

3. Investments and Fair Value Measurements (continued)

A reconciliation of the beginning and ending balance of the investments measured at fair value using significant unobservable inputs (Level 3) is as follows:

Balance, October 25, 2009	$ 24,365,787
Purchases, issuances, and settlements net	(11,804,457)
Interest and dividend income	500,333
Realized gains	1,047,208
Unrealized gains	727,833
Balance, October 31, 2010	14,836,704
Purchases, issuances, and settlements net	**575,103**
Interest and dividend income	**471,462**
Realized gains	**8,194**
Unrealized gains	**108,313**
Balance, October 30, 2011	**$ 15,999,776**

4. Income Tax Status

The Plan has received a determination letter from the IRS dated March 13, 2003, stating that the Plan is qualified under Section 401(a) of the Internal Revenue Code (the Code), and therefore, the related trust is exempt from taxation. The Plan was amended subsequent to the IRS determination letter. Once qualified, the Plan is required to operate in conformity with the Code to maintain its qualification. The Sponsor believes the plan is being operated in compliance with the applicable requirements of the Code and, therefore, believes the Plan, as amended, is qualified and the related trust is tax exempt.

U.S. generally accepted accounting principles require plan management to evaluate uncertain tax positions taken by the Plan. The financial statement effects of a tax position are recognized when the position is more likely than not, based on the technical merits, to be sustained upon examination by the IRS. The plan administrator has analyzed the tax positions taken by the Plan and has concluded that as of October 30, 2011, there are no uncertain positions taken or expected to be taken. The Plan has recognized no interest or penalties related to uncertain tax positions. The Plan is subject to routine audits by taxing jurisdictions; however, there are currently no audits for any tax periods in progress.

5. Risks and Uncertainties

The Plan invests in various investment securities. Investment securities are exposed to various risks, such as interest rate, market, and credit risks. Due to the level of risk associated with certain investment securities, it is at least reasonably possible that changes in the values of investment securities could occur in the near term and that such changes could materially affect participants' account balances and the amounts reported in the statements of net assets available for benefits.

Supplemental Schedule

Capital Accumulation Plan

Schedule H, Line 4i – Schedule of Assets (Held at End of Year)

EIN: 36-3889635 Plan Number: 001

October 30, 2011

Identity of Issuer, Borrower, Lessor, or Similar Party	Number of Shares/Units Held	Current Value
Nonpooled separate account:		
State Street Corporation:*		
Hormel Foods Corporation Stock Fund	42,359 units	$ 1,821,229
Insurance company general account:		
Massachusetts Mutual Life Insurance Company:*		
General Investment Account, contract value	752,495 units	14,096,834
Pooled separate accounts:		
Massachusetts Mutual Life Insurance Company:*		
Moderate Option Fund	545,794 units	6,090,797
Conservative Option Fund	57,485 units	626,615
Aggressive Option Fund	230,349 units	2,575,215
Growth Option Fund	651,891 units	7,253,697
Select Fundamental Value Fund (Wellington)	6,065 units	890,676
Select Large Cap Value Fund (Davis)	3,039 units	556,377
Select Indexed Equity Fund (Northern Trust)	3,385 units	417,494
Premier Core Bond Fund (Babson Capital)	274 units	540,668
Total pooled separate accounts		18,951,539
Separate trust accounts:		
State Street Corporation:*		
CRM Small Cap Value Fund	49,080 units	554,314
Dodge & Cox International Fund	121,034 units	1,265,295
Black Rock High Yield Bond Fund	31,609 units	501,098
John Hancock III Rainier Growth Class I Fund	46,533 units	465,816
MainStay Large Cap Growth Fund	83,088 units	880,350
Wasatach Small Cap Growth Fund	66,097 units	649,812
Total separate trust accounts		4,316,685
Promissory notes*	Varying maturity dates with interest rates ranging from 4.25% to 9.50%	3,737,666
Total assets (held at end of year)		$ 42,923,953

*Indicates a party in interest to the Plan.

Ernst & Young LLP

Assurance | Tax | Transactions | Advisory

About Ernst & Young

Ernst & Young is a global leader in assurance, tax, transaction and advisory services. Worldwide, our 152,000 people are united by our shared values and an unwavering commitment to quality. We make a difference by helping our people, our clients and our wider communities achieve their potential.

For more information, please visit www.ey.com.

Ernst & Young refers to the global organization of member firms of Ernst & Young Global Limited, each of which is a separate legal entity. Ernst & Young Global Limited, a UK company limited by guarantee, does not provide services to clients. This Report has been prepared by Ernst & Young LLP, a client serving member firm located in the United States.



Capital Accumulation Plan

Schedule H, Line 4i – Schedule of Assets (Held at End of Year)

EIN: 36-3889635 Plan Number: 001

October 30, 2011

Identity of Issuer, Borrower, Lessor, or Similar Party	Number of Shares/Units Held	Current Value
Nonpooled separate account:		
State Street Corporation:*		
Hormel Foods Corporation Stock Fund	42,359 units	$ 1,821,229
Insurance company general account:		
Massachusetts Mutual Life Insurance Company:*		
General Investment Account, contract value	752,495 units	14,096,834
Pooled separate accounts:		
Massachusetts Mutual Life Insurance Company:*		
Moderate Option Fund	545,794 units	6,090,797
Conservative Option Fund	57,485 units	626,615
Aggressive Option Fund	230,349 units	2,575,215
Growth Option Fund	651,891 units	7,253,697
Select Fundamental Value Fund (Wellington)	6,065 units	890,676
Select Large Cap Value Fund (Davis)	3,039 units	556,377
Select Indexed Equity Fund (Northern Trust)	3,385 units	417,494
Premier Core Bond Fund (Babson Capital)	274 units	540,668
Total pooled separate accounts		18,951,539
Separate trust accounts:		
State Street Corporation:*		
CRM Small Cap Value Fund	49,080 units	554,314
Dodge & Cox International Fund	121,034 units	1,265,295
Black Rock High Yield Bond Fund	31,609 units	501,098
John Hancock III Rainier Growth Class I Fund	46,533 units	465,816
MainStay Large Cap Growth Fund	83,088 units	880,350
Wasatach Small Cap Growth Fund	66,097 units	649,812
Total separate trust accounts		4,316,685
Promissory notes*	Varying maturity dates with interest rates ranging from 4.25% to 9.50%	3,737,666
Total assets (held at end of year)		$ 42,923,953

*Indicates a party in interest to the Plan.