Form 5500

Department of the Treasury
Internal Revenue Service

Department of Labor
Employee Benefits Security Administration

Pension Benefit Guaranty Corporation

Annual Return/Report of Employee Benefit Plan

This form is required to be filed for employee benefit plans under sections 104 and 4065 of the Employee Retirement Income Security Act of 1974 (ERISA) and sections 6047(e), 6057(b), and 6058(a) of the Internal Revenue Code (the Code).

▶ **Complete all entries in accordance with the instructions to the Form 5500.**

OMB Nos. 1210-0110
1210-0089

2011

This Form is Open to Public Inspection

Part I Annual Report Identification Information

For calendar plan year 2011 or fiscal plan year beginning 01/01/2011 and ending 12/31/2011

A This return/report is for:
- [ ] a multiemployer plan;
- [ ] a multiple-employer plan; or
- [X] a single-employer plan;
- [ ] a DFE (specify) ____

B This return/report is:
- [ ] the first return/report;
- [ ] the final return/report;
- [ ] an amended return/report;
- [ ] a short plan year return/report (less than 12 months).

C If the plan is a collectively-bargained plan, check here. . . . . ▶ [ ]

D Check box if filing under:
- [X] Form 5558;
- [ ] automatic extension;
- [ ] the DFVC program;
- [ ] special extension (enter description)

Part II Basic Plan Information—enter all requested information

1a Name of plan
S.S. STEINER, INC. EMPLOYEES 401(K) PLAN

1b Three-digit plan number (PN) ▶ 002

1c Effective date of plan 07/01/2009

2a Plan sponsor's name and address, including room or suite number (Employer, if for single-employer plan)

S.S. STEINER, INC.

655 MADISON AVENUE
17TH FLOOR
NEW YORK, NY 10065-8043

2b Employer Identification Number (EIN)
13-1344180

2c Sponsor's telephone number
212-838-8900

2d Business code (see instructions)
111900

Caution: A penalty for the late or incomplete filing of this return/report will be assessed unless reasonable cause is established.

Under penalties of perjury and other penalties set forth in the instructions, I declare that I have examined this return/report, including accompanying schedules, statements and attachments, as well as the electronic version of this return/report, and to the best of my knowledge and belief, it is true, correct, and complete.

SIGN HERE	Filed with authorized/valid electronic signature.	06/21/2012	ALVIN BOMZER
	Signature of plan administrator	Date	Enter name of individual signing as plan administrator
SIGN HERE			
	Signature of employer/plan sponsor	Date	Enter name of individual signing as employer or plan sponsor
SIGN HERE			
	Signature of DFE	Date	Enter name of individual signing as DFE

3a Plan administrator's name and address (if same as plan sponsor, enter "Same")
S.S. STEINER, INC.

655 MADISON AVENUE
17TH FLOOR
NEW YORK, NY 10065-8043

3b Administrator's EIN
13-1344180

3c Administrator's telephone number
212-838-8900

4 If the name and/or EIN of the plan sponsor has changed since the last return/report filed for this plan, enter the name, EIN and the plan number from the last return/report:

a Sponsor's name

4b EIN

4c PN

5	Total number of participants at the beginning of the plan year	**5**	203
6	Number of participants as of the end of the plan year (welfare plans complete only lines **6a, 6b, 6c,** and **6d**).		
a	Active participants	**6a**	246
b	Retired or separated participants receiving benefits	**6b**	0
c	Other retired or separated participants entitled to future benefits	**6c**	2
d	Subtotal. Add lines **6a**, **6b**, and **6c**	**6d**	248
e	Deceased participants whose beneficiaries are receiving or are entitled to receive benefits	**6e**	0
f	Total. Add lines **6d** and **6e**	**6f**	248
g	Number of participants with account balances as of the end of the plan year (only defined contribution plans complete this item)	**6g**	84
h	Number of participants that terminated employment during the plan year with accrued benefits that were less than 100% vested	**6h**	0
7	Enter the total number of employers obligated to contribute to the plan (only multiemployer plans complete this item)	**7**	

8a If the plan provides pension benefits, enter the applicable pension feature codes from the List of Plan Characteristic Codes in the instructions:
2E 2F 2G 2J 2T 3D 3H

b If the plan provides welfare benefits, enter the applicable welfare feature codes from the List of Plan Characteristic Codes in the instructions:

9a Plan funding arrangement (check all that apply)

(1)		Insurance
(2)		Code section 412(e)(3) insurance contracts
(3)	X	Trust
(4)		General assets of the sponsor

9b Plan benefit arrangement (check all that apply)

(1)		Insurance
(2)		Code section 412(e)(3) insurance contracts
(3)	X	Trust
(4)		General assets of the sponsor

10 Check all applicable boxes in 10a and 10b to indicate which schedules are attached, and, where indicated, enter the number attached. (See instructions)

a Pension Schedules

(1)	X	**R** (Retirement Plan Information)
(2)		**MB** (Multiemployer Defined Benefit Plan and Certain Money Purchase Plan Actuarial Information) - signed by the plan actuary
(3)		**SB** (Single-Employer Defined Benefit Plan Actuarial Information) - signed by the plan actuary

b General Schedules

(1)	X	**H** (Financial Information)
(2)		**I** (Financial Information – Small Plan)
(3)		**A** (Insurance Information)
(4)	X	**C** (Service Provider Information)
(5)	X	**D** (DFE/Participating Plan Information)
(6)		**G** (Financial Transaction Schedules)

SCHEDULE C (Form 5500)

Department of the Treasury
Internal Revenue Service

Department of Labor
Employee Benefits Security Administration

Pension Benefit Guaranty Corporation

Service Provider Information

This schedule is required to be filed under section 104 of the Employee Retirement Income Security Act of 1974 (ERISA).

▶ **File as an attachment to Form 5500.**

OMB No. 1210-0110

2011

This Form is Open to Public Inspection.

For calendar plan year 2011 or fiscal plan year beginning 01/01/2011 and ending 12/31/2011

A Name of plan
S.S. STEINER, INC. EMPLOYEES 401(K) PLAN

B Three-digit plan number (PN) ▶ 002

C Plan sponsor's name as shown on line 2a of Form 5500
S.S. STEINER, INC.

D Employer Identification Number (EIN)
13-1344180

Part I Service Provider Information (see instructions)

You must complete this Part, in accordance with the instructions, to report the information required for **each person** who received, directly or indirectly, $5,000 or more in total compensation (i.e., money or anything else of monetary value) in connection with services rendered to the plan or the person's position with the plan during the plan year. If a person received **only** eligible indirect compensation for which the plan received the required disclosures, you are required to answer line 1 but are not required to include that person when completing the remainder of this Part.

1 Information on Persons Receiving Only Eligible Indirect Compensation

a Check "Yes" or "No" to indicate whether you are excluding a person from the remainder of this Part because they received only eligible indirect compensation for which the plan received the required disclosures (see instructions for definitions and conditions).. . . . . [X] Yes [ ] No

b If you answered line 1a "Yes," enter the name and EIN or address of each person providing the required disclosures for the service providers who received only eligible indirect compensation. Complete as many entries as needed (see instructions).

(b) Enter name and EIN or address of person who provided you disclosures on eligible indirect compensation

HARBOR

04-2679462

(b) Enter name and EIN or address of person who provided you disclosure on eligible indirect compensation

PIMCO FUNDS

95-2632339

(b) Enter name and EIN or address of person who provided you disclosures on eligible indirect compensation

JP MORGAN

13-2624428

(b) Enter name and EIN or address of person who provided you disclosures on eligible indirect compensation

T ROWE PRICE

52-2264646

(b) Enter name and EIN or address of person who provided you disclosures on eligible indirect compensation

DREYFUS

13-5673135

(b) Enter name and EIN or address of person who provided you disclosures on eligible indirect compensation

LORD ABBETT

13-5620131

(b) Enter name and EIN or address of person who provided you disclosures on eligible indirect compensation

MAINSTAY

52-2206685

(b) Enter name and EIN or address of person who provided you disclosures on eligible indirect compensation

GOLDMAN SACHS

13-5108880

(b) Enter name and EIN or address of person who provided you disclosures on eligible indirect compensation

FIDELITY INVESTMENTS

06-1194217

(b) Enter name and EIN or address of person who provided you disclosures on eligible indirect compensation

OPPENHEIMER FUNDS

13-2527171

(b) Enter name and EIN or address of person who provided you disclosures on eligible indirect compensation

THORNBURG

85-0301299

(b) Enter name and EIN or address of person who provided you disclosures on eligible indirect compensation

ALGER

13-2665689

(b) Enter name and EIN or address of person who provided you disclosures on eligible indirect compensation

MFS

04-2747644

(b) Enter name and EIN or address of person who provided you disclosures on eligible indirect compensation

OAKMARK

04-3276558

(b) Enter name and EIN or address of person who provided you disclosures on eligible indirect compensation

JANUS

43-1804048

(b) Enter name and EIN or address of person who provided you disclosures on eligible indirect compensation

(b) Enter name and EIN or address of person who provided you disclosures on eligible indirect compensation

(b) Enter name and EIN or address of person who provided you disclosures on eligible indirect compensation

(b) Enter name and EIN or address of person who provided you disclosures on eligible indirect compensation

(b) Enter name and EIN or address of person who provided you disclosures on eligible indirect compensation

2. Information on Other Service Providers Receiving Direct or Indirect Compensation. Except for those persons for whom you answered "Yes" to line 1a above, complete as many entries as needed to list each person receiving, directly or indirectly, $5,000 or more in total compensation (i.e., money or anything else of value) in connection with services rendered to the plan or their position with the plan during the plan year. (See instructions).

(a) Enter name and EIN or address (see instructions)

WELLS FARGO BANK, N.A.

94-1347393

(b) Service Code(s)	(c) Relationship to employer, employee organization, or person known to be a party-in-interest	(d) Enter direct compensation paid by the plan. If none, enter -0-.	(e) Did service provider receive indirect compensation? (sources other than plan or plan sponsor)	(f) Did indirect compensation include eligible indirect compensation, for which the plan received the required disclosures?	(g) Enter total indirect compensation received by service provider excluding eligible indirect compensation for which you answered "Yes" to element (f). If none, enter -0-.	(h) Did the service provider give you a formula instead of an amount or estimated amount?
15 21 49 50 52 60 62 63 64	SERVICE PROVIDER	21765	Yes [X] No [ ]	Yes [ ] No [X]	0	Yes [ ] No [X]

(a) Enter name and EIN or address (see instructions)

WELLS FARGO ADVISORS, LLC

23-2384840

(b) Service Code(s)	(c) Relationship to employer, employee organization, or person known to be a party-in-interest	(d) Enter direct compensation paid by the plan. If none, enter -0-.	(e) Did service provider receive indirect compensation? (sources other than plan or plan sponsor)	(f) Did indirect compensation include eligible indirect compensation, for which the plan received the required disclosures?	(g) Enter total indirect compensation received by service provider excluding eligible indirect compensation for which you answered "Yes" to element (f). If none, enter -0-.	(h) Did the service provider give you a formula instead of an amount or estimated amount?
27 52	NONE	16119	Yes [ ] No [X]	Yes [ ] No [ ]		Yes [ ] No [ ]

(a) Enter name and EIN or address (see instructions)

(b) Service Code(s)	(c) Relationship to employer, employee organization, or person known to be a party-in-interest	(d) Enter direct compensation paid by the plan. If none, enter -0-.	(e) Did service provider receive indirect compensation? (sources other than plan or plan sponsor)	(f) Did indirect compensation include eligible indirect compensation, for which the plan received the required disclosures?	(g) Enter total indirect compensation received by service provider excluding eligible indirect compensation for which you answered "Yes" to element (f). If none, enter -0-.	(h) Did the service provider give you a formula instead of an amount or estimated amount?
			Yes [ ] No [ ]	Yes [ ] No [ ]		Yes [ ] No [ ]

2. Information on Other Service Providers Receiving Direct or Indirect Compensation. Except for those persons for whom you answered "Yes" to line 1a above, complete as many entries as needed to list each person receiving, directly or indirectly, $5,000 or more in total compensation (i.e., money or anything else of value) in connection with services rendered to the plan or their position with the plan during the plan year. (See instructions).

(a) Enter name and EIN or address (see instructions)

(b) Service Code(s)	(c) Relationship to employer, employee organization, or person known to be a party-in-interest	(d) Enter direct compensation paid by the plan. If none, enter -0-.	(e) Did service provider receive indirect compensation? (sources other than plan or plan sponsor)	(f) Did indirect compensation include eligible indirect compensation, for which the plan received the required disclosures?	(g) Enter total indirect compensation received by service provider excluding eligible indirect compensation for which you answered "Yes" to element (f). If none, enter -0-.	(h) Did the service provider give you a formula instead of an amount or estimated amount?
			Yes ☐ No ☐	Yes ☐ No ☐		Yes ☐ No ☐

(a) Enter name and EIN or address (see instructions)

(b) Service Code(s)	(c) Relationship to employer, employee organization, or person known to be a party-in-interest	(d) Enter direct compensation paid by the plan. If none, enter -0-.	(e) Did service provider receive indirect compensation? (sources other than plan or plan sponsor)	(f) Did indirect compensation include eligible indirect compensation, for which the plan received the required disclosures?	(g) Enter total indirect compensation received by service provider excluding eligible indirect compensation for which you answered "Yes" to element (f). If none, enter -0-.	(h) Did the service provider give you a formula instead of an amount or estimated amount?
			Yes ☐ No ☐	Yes ☐ No ☐		Yes ☐ No ☐

(a) Enter name and EIN or address (see instructions)

(b) Service Code(s)	(c) Relationship to employer, employee organization, or person known to be a party-in-interest	(d) Enter direct compensation paid by the plan. If none, enter -0-.	(e) Did service provider receive indirect compensation? (sources other than plan or plan sponsor)	(f) Did indirect compensation include eligible indirect compensation, for which the plan received the required disclosures?	(g) Enter total indirect compensation received by service provider excluding eligible indirect compensation for which you answered "Yes" to element (f). If none, enter -0-.	(h) Did the service provider give you a formula instead of an amount or estimated amount?
			Yes ☐ No ☐	Yes ☐ No ☐		Yes ☐ No ☐

Part I Service Provider Information (continued)

3 If you reported on line 2 receipt of indirect compensation, other than eligible indirect compensation, by a service provider, and the service provider is a fiduciary or provides contract administrator, consulting, custodial, investment advisory, investment management, broker, or recordkeeping services, answer the following questions for (a) each source from whom the service provider received $1,000 or more in indirect compensation and (b) each source for whom the service provider gave you a formula used to determine the indirect compensation instead of an amount or estimated amount of the indirect compensation. Complete as many entries as needed to report the required information for each source.

(a) Enter service provider name as it appears on line 2	**(b)** Service Codes (see instructions)	**(c)** Enter amount of indirect compensation
(d) Enter name and EIN (address) of source of indirect compensation	**(e)** Describe the indirect compensation, including any formula used to determine the service provider's eligibility for or the amount of the indirect compensation.	

(a) Enter service provider name as it appears on line 2	**(b)** Service Codes (see instructions)	**(c)** Enter amount of indirect compensation
(d) Enter name and EIN (address) of source of indirect compensation	**(e)** Describe the indirect compensation, including any formula used to determine the service provider's eligibility for or the amount of the indirect compensation.	

(a) Enter service provider name as it appears on line 2	**(b)** Service Codes (see instructions)	**(c)** Enter amount of indirect compensation
(d) Enter name and EIN (address) of source of indirect compensation	**(e)** Describe the indirect compensation, including any formula used to determine the service provider's eligibility for or the amount of the indirect compensation.	

Part II Service Providers Who Fail or Refuse to Provide Information

4 Provide, to the extent possible, the following information for each service provider who failed or refused to provide the information necessary to complete this Schedule.

(a) Enter name and EIN or address of service provider (see instructions)	**(b)** Nature of Service Code(s)	**(c)** Describe the information that the service provider failed or refused to provide

(a) Enter name and EIN or address of service provider (see instructions)	**(b)** Nature of Service Code(s)	**(c)** Describe the information that the service provider failed or refused to provide

(a) Enter name and EIN or address of service provider (see instructions)	**(b)** Nature of Service Code(s)	**(c)** Describe the information that the service provider failed or refused to provide

(a) Enter name and EIN or address of service provider (see instructions)	**(b)** Nature of Service Code(s)	**(c)** Describe the information that the service provider failed or refused to provide

(a) Enter name and EIN or address of service provider (see instructions)	**(b)** Nature of Service Code(s)	**(c)** Describe the information that the service provider failed or refused to provide

(a) Enter name and EIN or address of service provider (see instructions)	**(b)** Nature of Service Code(s)	**(c)** Describe the information that the service provider failed or refused to provide

Part III Termination Information on Accountants and Enrolled Actuaries (see instructions)

(complete as many entries as needed)

a	Name:	**b** EIN:
c	Position:	
d	Address:	**e** Telephone:

Explanation:

a	Name:	**b** EIN:
c	Position:	
d	Address:	**e** Telephone:

Explanation:

a	Name:	**b** EIN:
c	Position:	
d	Address:	**e** Telephone:

Explanation:

a	Name:	**b** EIN:
c	Position:	
d	Address:	**e** Telephone:

Explanation:

a	Name:	**b** EIN:
c	Position:	
d	Address:	**e** Telephone:

Explanation:

SCHEDULE D (Form 5500)

Department of the Treasury
Internal Revenue Service

Department of Labor
Employee Benefits Security Administration

DFE/Participating Plan Information

This schedule is required to be filed under section 104 of the Employee Retirement Income Security Act of 1974 (ERISA).

▶ **File as an attachment to Form 5500.**

OMB No. 1210-0110

2011

This Form is Open to Public Inspection.

For calendar plan year 2011 or fiscal plan year beginning 01/01/2011 and ending 12/31/2011

A Name of plan
S.S. STEINER, INC. EMPLOYEES 401(K) PLAN

B Three-digit plan number (PN) ▶ 002

C Plan or DFE sponsor's name as shown on line 2a of Form 5500
S.S. STEINER, INC.

D Employer Identification Number (EIN)
13-1344180

Part I Information on interests in MTIAs, CCTs, PSAs, and 103-12 IEs (to be completed by plans and DFEs)

(Complete as many entries as needed to report all interests in DFEs)

a Name of MTIA, CCT, PSA, or 103-12 IE: STABLE RETURN FUND G

b Name of sponsor of entity listed in (a): WELLS FARGO BANK, N.A.

c EIN-PN	**d** Entity code	**e** Dollar value of interest in MTIA, CCT, PSA, or 103 12 IE at end of year (see instructions)
41-6202499-001	C	550478

a Name of MTIA, CCT, PSA, or 103-12 IE: ENHANCED STOCK MARKET FUND G

b Name of sponsor of entity listed in (a): WELLS FARGO BANK, N.A.

c EIN-PN	**d** Entity code	**e** Dollar value of interest in MTIA, CCT, PSA, or 103 12 IE at end of year (see instructions)
56-6288528-001	C	15983

a Name of MTIA, CCT, PSA, or 103-12 IE: TOTAL RETURN BOND FUND G

b Name of sponsor of entity listed in (a): WELLS FARGO BANK, N.A.

c EIN-PN	**d** Entity code	**e** Dollar value of interest in MTIA, CCT, PSA, or 103- 12 IE at end of year (see instructions)
94-3222878-001	C	64385

a Name of MTIA, CCT, PSA, or 103-12 IE:

b Name of sponsor of entity listed in (a):

c EIN-PN	**d** Entity code	**e** Dollar value of interest in MTIA, CCT, PSA, or 103- 12 IE at end of year (see instructions)

a Name of MTIA, CCT, PSA, or 103-12 IE:

b Name of sponsor of entity listed in (a):

c EIN-PN	**d** Entity code	**e** Dollar value of interest in MTIA, CCT, PSA, or 103- 12 IE at end of year (see instructions)

a Name of MTIA, CCT, PSA, or 103-12 IE:

b Name of sponsor of entity listed in (a):

c EIN-PN	**d** Entity code	**e** Dollar value of interest in MTIA, CCT, PSA, or 103- 12 IE at end of year (see instructions)

a Name of MTIA, CCT, PSA, or 103-12 IE:

b Name of sponsor of entity listed in (a):

c EIN-PN	**d** Entity code	**e** Dollar value of interest in MTIA, CCT, PSA, or 103- 12 IE at end of year (see instructions)

a Name of MTIA, CCT, PSA, or 103-12 IE:

b Name of sponsor of entity listed in (a):

c EIN-PN	**d** Entity code	**e** Dollar value of interest in MTIA, CCT, PSA, or 103-12 IE at end of year (see instructions)

a Name of MTIA, CCT, PSA, or 103-12 IE:

b Name of sponsor of entity listed in (a):

c EIN-PN	**d** Entity code	**e** Dollar value of interest in MTIA, CCT, PSA, or 103-12 IE at end of year (see instructions)

a Name of MTIA, CCT, PSA, or 103-12 IE:

b Name of sponsor of entity listed in (a):

c EIN-PN	**d** Entity code	**e** Dollar value of interest in MTIA, CCT, PSA, or 103-12 IE at end of year (see instructions)

a Name of MTIA, CCT, PSA, or 103-12 IE:

b Name of sponsor of entity listed in (a):

c EIN-PN	**d** Entity code	**e** Dollar value of interest in MTIA, CCT, PSA, or 103-12 IE at end of year (see instructions)

a Name of MTIA, CCT, PSA, or 103-12 IE:

b Name of sponsor of entity listed in (a):

c EIN-PN	**d** Entity code	**e** Dollar value of interest in MTIA, CCT, PSA, or 103-12 IE at end of year (see instructions)

a Name of MTIA, CCT, PSA, or 103-12 IE:

b Name of sponsor of entity listed in (a):

c EIN-PN	**d** Entity code	**e** Dollar value of interest in MTIA, CCT, PSA, or 103-12 IE at end of year (see instructions)

a Name of MTIA, CCT, PSA, or 103-12 IE:

b Name of sponsor of entity listed in (a):

c EIN-PN	**d** Entity code	**e** Dollar value of interest in MTIA, CCT, PSA, or 103-12 IE at end of year (see instructions)

a Name of MTIA, CCT, PSA, or 103-12 IE:

b Name of sponsor of entity listed in (a):

c EIN-PN	**d** Entity code	**e** Dollar value of interest in MTIA, CCT, PSA, or 103-12 IE at end of year (see instructions)

a Name of MTIA, CCT, PSA, or 103-12 IE:

b Name of sponsor of entity listed in (a):

c EIN-PN	**d** Entity code	**e** Dollar value of interest in MTIA, CCT, PSA, or 103-12 IE at end of year (see instructions)

a Name of MTIA, CCT, PSA, or 103-12 IE:

b Name of sponsor of entity listed in (a):

c EIN-PN	**d** Entity code	**e** Dollar value of interest in MTIA, CCT, PSA, or 103-12 IE at end of year (see instructions)

a Name of MTIA, CCT, PSA, or 103-12 IE:

b Name of sponsor of entity listed in (a):

c EIN-PN	**d** Entity code	**e** Dollar value of interest in MTIA, CCT, PSA, or 103-12 IE at end of year (see instructions)

Part II Information on Participating Plans (to be completed by DFEs)

(Complete as many entries as needed to report all participating plans)

a Plan name	
b Name of plan sponsor	**c** EIN-PN
a Plan name	
b Name of plan sponsor	**c** EIN-PN
a Plan name	
b Name of plan sponsor	**c** EIN-PN
a Plan name	
b Name of plan sponsor	**c** EIN-PN
a Plan name	
b Name of plan sponsor	**c** EIN-PN
a Plan name	
b Name of plan sponsor	**c** EIN-PN
a Plan name	
b Name of plan sponsor	**c** EIN-PN
a Plan name	
b Name of plan sponsor	**c** EIN-PN
a Plan name	
b Name of plan sponsor	**c** EIN-PN
a Plan name	
b Name of plan sponsor	**c** EIN-PN
a Plan name	
b Name of plan sponsor	**c** EIN-PN
a Plan name	
b Name of plan sponsor	**c** EIN-PN

SCHEDULE H (Form 5500)

Department of the Treasury
Internal Revenue Service

Department of Labor
Employee Benefits Security Administration

Pension Benefit Guaranty Corporation

Financial Information

This schedule is required to be filed under section 104 of the Employee Retirement Income Security Act of 1974 (ERISA), and section 6058(a) of the Internal Revenue Code (the Code).

▶ **File as an attachment to Form 5500.**

OMB No. 1210-0110

2011

This Form is Open to Public Inspection

For calendar plan year 2011 or fiscal plan year beginning 01/01/2011 and ending 12/31/2011

A Name of plan
S.S. STEINER, INC. EMPLOYEES 401(K) PLAN

B Three-digit plan number (PN) ▶ 002

C Plan sponsor's name as shown on line 2a of Form 5500
S.S. STEINER, INC.

D Employer Identification Number (EIN)
13-1344180

Part I Asset and Liability Statement

1 Current value of plan assets and liabilities at the beginning and end of the plan year. Combine the value of plan assets held in more than one trust. Report the value of the plan's interest in a commingled fund containing the assets of more than one plan on a line-by-line basis unless the value is reportable on lines 1c(9) through 1c(14). Do not enter the value of that portion of an insurance contract which guarantees, during this plan year, to pay a specific dollar benefit at a future date. **Round off amounts to the nearest dollar.** MTIAs, CCTs, PSAs, and 103-12 IEs do not complete lines 1b(1), 1b(2), 1c(8), 1g, 1h, and 1i. CCTs, PSAs, and 103-12 IEs also do not complete lines 1d and 1e. See instructions.

Assets		(a) Beginning of Year	(b) End of Year
a Total noninterest-bearing cash	1a		
b Receivables (less allowance for doubtful accounts):			
(1) Employer contributions	1b(1)		
(2) Participant contributions	1b(2)		
(3) Other	1b(3)		
c General investments:			
(1) Interest-bearing cash (include money market accounts & certificates of deposit)	1c(1)		
(2) U.S. Government securities	1c(2)		
(3) Corporate debt instruments (other than employer securities):			
(A) Preferred	1c(3)(A)		
(B) All other	1c(3)(B)		
(4) Corporate stocks (other than employer securities):			
(A) Preferred	1c(4)(A)		
(B) Common	1c(4)(B)		
(5) Partnership/joint venture interests	1c(5)		
(6) Real estate (other than employer real property)	1c(6)		
(7) Loans (other than to participants)	1c(7)		
(8) Participant loans	1c(8)	3138	71589
(9) Value of interest in common/collective trusts	1c(9)	476200	630846
(10) Value of interest in pooled separate accounts	1c(10)		
(11) Value of interest in master trust investment accounts	1c(11)		
(12) Value of interest in 103-12 investment entities	1c(12)		
(13) Value of interest in registered investment companies (e.g., mutual funds)	1c(13)	1090563	1478493
(14) Value of funds held in insurance company general account (unallocated contracts)	1c(14)		
(15) Other	1c(15)		

		(a) Beginning of Year	(b) End of Year
1d Employer-related investments:			
(1) Employer securities	1d(1)		
(2) Employer real property	1d(2)		
e Buildings and other property used in plan operation	1e		
f Total assets (add all amounts in lines 1a through 1e)	1f	1569901	2180928
Liabilities			
g Benefit claims payable	1g		
h Operating payables	1h		
i Acquisition indebtedness	1i		
j Other liabilities	1j		
k Total liabilities (add all amounts in lines 1g through1j)	1k	0	0
Net Assets			
l Net assets (subtract line 1k from line 1f)	1l	1569901	2180928

Part II Income and Expense Statement

2 Plan income, expenses, and changes in net assets for the year. Include all income and expenses of the plan, including any trust(s) or separately maintained fund(s) and any payments/receipts to/from insurance carriers. Round off amounts to the nearest dollar. MTIAs, CCTs, PSAs, and 103-12 IEs do not complete lines 2a, 2b(1)(E), 2e, 2f, and 2g.

Income		(a) Amount	(b) Total
a Contributions:			
(1) Received or receivable in cash from: **(A)** Employers	2a(1)(A)	219954	
(B) Participants	2a(1)(B)	431857	
(C) Others (including rollovers)	2a(1)(C)	9671	
(2) Noncash contributions	2a(2)		
(3) Total contributions. Add lines **2a(1)(A), (B), (C),** and line **2a(2)**	2a(3)		661482
b Earnings on investments:			
(1) Interest:			
(A) Interest-bearing cash (including money market accounts and certificates of deposit)	2b(1)(A)		
(B) U.S. Government securities	2b(1)(B)		
(C) Corporate debt instruments	2b(1)(C)		
(D) Loans (other than to participants)	2b(1)(D)		
(E) Participant loans	2b(1)(E)	1557	
(F) Other	2b(1)(F)		
(G) Total interest. Add lines **2b(1)(A)** through **(F)**	2b(1)(G)		1557
(2) Dividends: **(A)** Preferred stock	2b(2)(A)		
(B) Common stock	2b(2)(B)		
(C) Registered investment company shares (e.g. mutual funds)	2b(2)(C)	5264	
(D) Total dividends. Add lines **2b(2)(A)**, **(B)**, and **(C)**	2b(2)(D)		5264
(3) Rents	2b(3)		
(4) Net gain (loss) on sale of assets: **(A)** Aggregate proceeds	2b(4)(A)		
(B) Aggregate carrying amount (see instructions)	2b(4)(B)		
(C) Subtract line **2b(4)(B)** from line **2b(4)(A)** and enter result	2b(4)(C)		0

		(a) Amount	(b) Total
2b (5) Unrealized appreciation (depreciation) of assets: (A) Real estate	2b(5)(A)		
(B) Other	2b(5)(B)		
(C) Total unrealized appreciation of assets. Add lines 2b(5)(A) and (B)	2b(5)(C)		0
(6) Net investment gain (loss) from common/collective trusts	2b(6)		17702
(7) Net investment gain (loss) from pooled separate accounts	2b(7)		
(8) Net investment gain (loss) from master trust investment accounts	2b(8)		
(9) Net investment gain (loss) from 103-12 investment entities	2b(9)		
(10) Net investment gain (loss) from registered investment companies (e.g., mutual funds)	2b(10)		-41343
c Other income	2c		8191
d Total income. Add all **income** amounts in column (b) and enter total	2d		652853
Expenses			
e Benefit payment and payments to provide benefits:			
(1) Directly to participants or beneficiaries, including direct rollovers	2e(1)	14136	
(2) To insurance carriers for the provision of benefits	2e(2)		
(3) Other	2e(3)		
(4) Total benefit payments. Add lines 2e(1) through (3)	2e(4)		14136
f Corrective distributions (see instructions)	2f		
g Certain deemed distributions of participant loans (see instructions)	2g		
h Interest expense	2h		
i Administrative expenses: (1) Professional fees	2i(1)		
(2) Contract administrator fees	2i(2)		
(3) Investment advisory and management fees	2i(3)		
(4) Other	2i(4)	27690	
(5) Total administrative expenses. Add lines 2i(1) through (4)	2i(5)		27690
j Total expenses. Add all **expense** amounts in column (b) and enter total	2j		41826
Net Income and Reconciliation			
k Net income (loss). Subtract line 2j from line 2d	2k		611027
l Transfers of assets:			
(1) To this plan	2l(1)		
(2) From this plan	2l(2)		

Part III Accountant's Opinion

3 Complete lines 3a through 3c if the opinion of an independent qualified public accountant is attached to this Form 5500. Complete line 3d if an opinion is not attached.

a The attached opinion of an independent qualified public accountant for this plan is (see instructions):

(1) [ ] Unqualified (2) [ ] Qualified (3) [X] Disclaimer (4) [ ] Adverse

b Did the accountant perform a limited scope audit pursuant to 29 CFR 2520.103-8 and/or 103-12(d)? [X] Yes [ ] No

c Enter the name and EIN of the accountant (or accounting firm) below:

(1) Name: WEISERMAZARS LLP (2) EIN: 13-1459550

d The opinion of an independent qualified public accountant is **not attached** because:

(1) [ ] This form is filed for a CCT, PSA, or MTIA. (2) [ ] It will be attached to the next Form 5500 pursuant to 29 CFR 2520.104-50.

Part IV Compliance Questions

4 CCTs and PSAs do not complete Part IV. MTIAs, 103-12 IEs, and GIAs do not complete 4a, 4e, 4f, 4g, 4h, 4k, 4m, 4n, or 5. 103-12 IEs also do not complete 4j and 4l. MTIAs also do not complete 4l.

During the plan year:

		Yes	No	Amount
a	Was there a failure to transmit to the plan any participant contributions within the time period described in 29 CFR 2510.3-102? Continue to answer "Yes" for any prior year failures until fully corrected. (See instructions and DOL's Voluntary Fiduciary Correction Program.)	4a		X	
b	Were any loans by the plan or fixed income obligations due the plan in default as of the close of the plan year or classified during the year as uncollectible? Disregard participant loans secured by participant's account balance. (Attach Schedule G (Form 5500) Part I if "Yes" is checked.)	4b		X	
c	Were any leases to which the plan was a party in default or classified during the year as uncollectible? (Attach Schedule G (Form 5500) Part II if "Yes" is checked.)	4c		X	
d	Were there any nonexempt transactions with any party-in-interest? (Do not include transactions reported on line 4a. Attach Schedule G (Form 5500) Part III if "Yes" is checked.)	4d		X	
e	Was this plan covered by a fidelity bond?	4e	X		500000
f	Did the plan have a loss, whether or not reimbursed by the plan's fidelity bond, that was caused by fraud or dishonesty?	4f		X	
g	Did the plan hold any assets whose current value was neither readily determinable on an established market nor set by an independent third party appraiser?	4g		X	
h	Did the plan receive any noncash contributions whose value was neither readily determinable on an established market nor set by an independent third party appraiser?	4h		X	
i	Did the plan have assets held for investment? (Attach schedule(s) of assets if "Yes" is checked, and see instructions for format requirements.)	4i	X		
j	Were any plan transactions or series of transactions in excess of 5% of the current value of plan assets? (Attach schedule of transactions if "Yes" is checked, and see instructions for format requirements.)	4j		X	
k	Were all the plan assets either distributed to participants or beneficiaries, transferred to another plan, or brought under the control of the PBGC?	4k		X	
l	Has the plan failed to provide any benefit when due under the plan?	4l		X	
m	If this is an individual account plan, was there a blackout period? (See instructions and 29 CFR 2520.101-3.)	4m		X	
n	If 4m was answered "Yes," check the "Yes" box if you either provided the required notice or one of the exceptions to providing the notice applied under 29 CFR 2520.101-3.	4n			

5a Has a resolution to terminate the plan been adopted during the plan year or any prior plan year? If "Yes," enter the amount of any plan assets that reverted to the employer this year ☐ **Yes** ☒ **No** **Amount:**

5b If, during this plan year, any assets or liabilities were transferred from this plan to another plan(s), identify the plan(s) to which assets or liabilities were transferred. (See instructions.)

5b(1) Name of plan(s)	**5b(2)** EIN(s)	**5b(3)** PN(s)

SCHEDULE R (Form 5500)

Department of the Treasury
Internal Revenue Service

Department of Labor
Employee Benefits Security Administration

Pension Benefit Guaranty Corporation

Retirement Plan Information

This schedule is required to be filed under section 104 and 4065 of the Employee Retirement Income Security Act of 1974 (ERISA) and section 6058(a) of the Internal Revenue Code (the Code).

▶ **File as an attachment to Form 5500.**

OMB No. 1210-0110

2011

This Form is Open to Public Inspection.

For calendar plan year 2011 or fiscal plan year beginning 01/01/2011 and ending 12/31/2011

A Name of plan
S.S. STEINER, INC. EMPLOYEES 401(K) PLAN

B Three-digit plan number (PN) ▶ 002

C Plan sponsor's name as shown on line 2a of Form 5500
S.S. STEINER, INC.

D Employer Identification Number (EIN)
13-1344180

Part I Distributions

All references to distributions relate only to payments of benefits during the plan year.

1 Total value of distributions paid in property other than in cash or the forms of property specified in the instructions **1** 0

2 Enter the EIN(s) of payor(s) who paid benefits on behalf of the plan to participants or beneficiaries during the year (if more than two, enter EINs of the two payors who paid the greatest dollar amounts of benefits):

EIN(s): 56-1354495

Profit-sharing plans, ESOPs, and stock bonus plans, skip line 3.

3 Number of participants (living or deceased) whose benefits were distributed in a single sum, during the plan year. **3**

Part II Funding Information (If the plan is not subject to the minimum funding requirements of section of 412 of the Internal Revenue Code or ERISA section 302, skip this Part)

4 Is the plan administrator making an election under Code section 412(d)(2) or ERISA section 302(d)(2)? ..... ☐ **Yes** ☐ **No** ☐ **N/A**

If the plan is a defined benefit plan, go to line 8.

5 If a waiver of the minimum funding standard for a prior year is being amortized in this plan year, see instructions and enter the date of the ruling letter granting the waiver. **Date:** Month _____ Day _____ Year _____

If you completed line 5, complete lines 3, 9, and 10 of Schedule MB and do not complete the remainder of this schedule.

6 **a** Enter the minimum required contribution for this plan year (include any prior year accumulated funding deficiency not waived) **6a**

b Enter the amount contributed by the employer to the plan for this plan year **6b**

c Subtract the amount in line 6b from the amount in line 6a. Enter the result (enter a minus sign to the left of a negative amount) **6c**

If you completed line 6c, skip lines 8 and 9.

7 Will the minimum funding amount reported on line 6c be met by the funding deadline? ..... ☐ **Yes** ☐ **No** ☐ **N/A**

8 If a change in actuarial cost method was made for this plan year pursuant to a revenue procedure or other authority providing automatic approval for the change or a class ruling letter, does the plan sponsor or plan administrator agree with the change? ..... ☐ **Yes** ☐ **No** ☐ **N/A**

Part III Amendments

9 If this is a defined benefit pension plan, were any amendments adopted during this plan year that increased or decreased the value of benefits? If yes, check the appropriate box. If no, check the "No" box. ..... ☐ **Increase** ☐ **Decrease** ☐ **Both** ☐ **No**

Part IV ESOPs (see instructions). If this is not a plan described under Section 409(a) or 4975(e)(7) of the Internal Revenue Code, skip this Part.

10 Were unallocated employer securities or proceeds from the sale of unallocated securities used to repay any exempt loan? ..... ☐ **Yes** ☐ **No**

11 **a** Does the ESOP hold any preferred stock? ..... ☐ **Yes** ☐ **No**

b If the ESOP has an outstanding exempt loan with the employer as lender, is such loan part of a "back-to-back" loan? (See instructions for definition of "back-to-back" loan.) ..... ☐ **Yes** ☐ **No**

12 Does the ESOP hold any stock that is not readily tradable on an established securities market? ..... ☐ **Yes** ☐ **No**

Part V Additional Information for Multiemployer Defined Benefit Pension Plans

13 Enter the following information for each employer that contributed more than 5% of total contributions to the plan during the plan year (measured in dollars). See instructions. *Complete as many entries as needed to report all applicable employers.*

a Name of contributing employer

b EIN **c** Dollar amount contributed by employer

d Date collective bargaining agreement expires *(If employer contributes under more than one collective bargaining agreement, check box* ☐ *and see instructions regarding required attachment. Otherwise, enter the applicable date.)* Month _____ Day _____ Year _____

e Contribution rate information *(If more than one rate applies, check this box* ☐ *and see instructions regarding required attachment. Otherwise, complete items 13e(1) and 13e(2).)*
(1) Contribution rate (in dollars and cents) _____
(2) Base unit measure: ☐ Hourly ☐ Weekly ☐ Unit of production ☐ Other (specify):

---

a Name of contributing employer

b EIN **c** Dollar amount contributed by employer

d Date collective bargaining agreement expires *(If employer contributes under more than one collective bargaining agreement, check box* ☐ *and see instructions regarding required attachment. Otherwise, enter the applicable date.)* Month _____ Day _____ Year _____

e Contribution rate information *(If more than one rate applies, check this box* ☐ *and see instructions regarding required attachment. Otherwise, complete items 13e(1) and 13e(2).)*
(1) Contribution rate (in dollars and cents) _____
(2) Base unit measure: ☐ Hourly ☐ Weekly ☐ Unit of production ☐ Other (specify): _____

---

a Name of contributing employer

b EIN **c** Dollar amount contributed by employer

d Date collective bargaining agreement expires *(If employer contributes under more than one collective bargaining agreement, check box* ☐ *and see instructions regarding required attachment. Otherwise, enter the applicable date.)* Month _____ Day _____ Year _____

e Contribution rate information *(If more than one rate applies, check this box* ☐ *and see instructions regarding required attachment. Otherwise, complete items 13e(1) and 13e(2).)*
(1) Contribution rate (in dollars and cents) _____
(2) Base unit measure: ☐ Hourly ☐ Weekly ☐ Unit of production ☐ Other (specify): _____

---

a Name of contributing employer

b EIN **c** Dollar amount contributed by employer

d Date collective bargaining agreement expires *(If employer contributes under more than one collective bargaining agreement, check box* ☐ *and see instructions regarding required attachment. Otherwise, enter the applicable date.)* Month _____ Day _____ Year _____

e Contribution rate information *(If more than one rate applies, check this box* ☐ *and see instructions regarding required attachment. Otherwise, complete items 13e(1) and 13e(2).)*
(1) Contribution rate (in dollars and cents) _____
(2) Base unit measure: ☐ Hourly ☐ Weekly ☐ Unit of production ☐ Other (specify): _____

---

a Name of contributing employer

b EIN **c** Dollar amount contributed by employer

d Date collective bargaining agreement expires *(If employer contributes under more than one collective bargaining agreement, check box* ☐ *and see instructions regarding required attachment. Otherwise, enter the applicable date.)* Month _____ Day _____ Year _____

e Contribution rate information *(If more than one rate applies, check this box* ☐ *and see instructions regarding required attachment. Otherwise, complete items 13e(1) and 13e(2).)*
(1) Contribution rate (in dollars and cents) _____
(2) Base unit measure: ☐ Hourly ☐ Weekly ☐ Unit of production ☐ Other (specify): _____

---

a Name of contributing employer

b EIN **c** Dollar amount contributed by employer

d Date collective bargaining agreement expires *(If employer contributes under more than one collective bargaining agreement, check box* ☐ *and see instructions regarding required attachment. Otherwise, enter the applicable date.)* Month _____ Day _____ Year _____

e Contribution rate information *(If more than one rate applies, check this box* ☐ *and see instructions regarding required attachment. Otherwise, complete items 13e(1) and 13e(2).)*
(1) Contribution rate (in dollars and cents) _____
(2) Base unit measure: ☐ Hourly ☐ Weekly ☐ Unit of production ☐ Other (specify): _____

14 Enter the number of participants on whose behalf no contributions were made by an employer as an employer of the participant for:

a The current year	**14a**	
b The plan year immediately preceding the current plan year	**14b**	
c The second preceding plan year	**14c**	

15 Enter the ratio of the number of participants under the plan on whose behalf no employer had an obligation to make an employer contribution during the current plan year to:

a The corresponding number for the plan year immediately preceding the current plan year	**15a**	
b The corresponding number for the second preceding plan year	**15b**	

16 Information with respect to any employers who withdrew from the plan during the preceding plan year:

a Enter the number of employers who withdrew during the preceding plan year	**16a**	
b If item 16a is greater than 0, enter the aggregate amount of withdrawal liability assessed or estimated to be assessed against such withdrawn employers	**16b**	

17 If assets and liabilities from another plan have been transferred to or merged with this plan during the plan year, check box and see instructions regarding supplemental information to be included as an attachment. ☐

Part VI Additional Information for Single-Employer and Multiemployer Defined Benefit Pension Plans

18 If any liabilities to participants or their beneficiaries under the plan as of the end of the plan year consist (in whole or in part) of liabilities to such participants and beneficiaries under two or more pension plans as of immediately before such plan year, check box and see instructions regarding supplemental information to be included as an attachment ☐

19 If the total number of participants is 1,000 or more, complete items (a) through (c)

a Enter the percentage of plan assets held as:
Stock: _____% Investment-Grade Debt: _____% High-Yield Debt: _____% Real Estate: _____% Other: _____%

b Provide the average duration of the combined investment-grade and high-yield debt:
☐ 0-3 years ☐ 3-6 years ☐ 6-9 years ☐ 9-12 years ☐ 12-15 years ☐ 15-18 years ☐ 18-21 years ☐ 21 years or more

c What duration measure was used to calculate item 19(b)?
☐ Effective duration ☐ Macaulay duration ☐ Modified duration ☐ Other (specify):

WeiserMazars LLP

S.S. Steiner, Inc. Employees 401(k) Plan

Financial Statements and Supplemental Information
December 31, 2011

MAZARS

WeiserMazars
ACCOUNTING | TAX | ADVISORY

WEISERMAZARS LLP IS AN INDEPENDENT MEMBER FIRM OF MAZARS GROUP.

S.S. Steiner, Inc. Employees 401(k) Plan

Contents

December 31, 2011

Page(s)

Independent Auditors' Report 1

Financial Statements

Statements of Net Assets Available for Benefits 2

Statement of Changes in Net Assets Available for Benefits 3

Notes to Financial Statements 4-10

Supplemental Information

Schedule of Assets (Held at End of Year) 11

MAZARS

WeiserMazars

Independent Auditors' Report

To the Plan Committee of the
S.S. Steiner, Inc. Employees 401(k) Plan

We were engaged to audit the accompanying statements of net assets available for benefits of the S.S. Steiner, Inc. Employees 401(k) Plan (the "Plan") as of December 31, 2011 and 2010 and the related statement of changes in net assets available for benefits for the year ended December 31, 2011 and the supplementary schedule of assets (held at end of year) as of December 31, 2011. These financial statements and supplementary schedule are the responsibility of the Plan's management.

As permitted by 29 CFR 2520.103-8 of the Department of Labor's Rules and Regulations for Reporting and Disclosure under the Employee Retirement Income Security Act of 1974, the plan administrator instructed us not to perform, and we did not perform, any auditing procedures with respect to the information summarized in Note 3, which was certified by Wells Fargo Bank, N.A., the custodian of the Plan, except for comparing such information with the related information included in the financial statements and supplementary schedule. We have been informed by the plan administrator that the custodian holds the Plan's investment assets and executes investment transactions. The plan administrator has obtained a certification from the custodian as of December 31, 2011 and 2010 and for the year ended December 31, 2011, that the information provided to the plan administrator by the custodian is complete and accurate.

Because of the significance of the information that we did not audit, we are unable to, and do not, express an opinion on the accompanying financial statements and supplementary schedule taken as a whole. The supplementary schedule is presented for purposes of additional analysis and is not a required part of the financial statements but is required by the Department of Labor's Rules and Regulations for Reporting and Disclosure under the Employee Retirement Income Security Act of 1974. The form and content of the information included in the financial statements and supplementary schedule, other than that derived from the information certified by the custodians, have been audited by us in accordance with auditing standards generally accepted in the United States of America and, in our opinion, are presented in compliance with the Department of Labor's Rules and Regulations for Reporting and Disclosure under the Employee Retirement Income Security Act of 1974.

WeiserMazars LLP

June 13, 2012

WeiserMazars LLP
399 Thornall Street – Edison, New Jersey – 08837
Tel: 732.549.2800 – Fax: 732.549.2898 – www.weisermazars.com

WeiserMazars LLP is an independent member firm of Mazars Group.

Praxity
MEMBER
GLOBAL ALLIANCE OF INDEPENDENT FIRMS

S.S. Steiner, Inc. Employees 401(k) Plan

Statements of Net Assets Available for Benefits

December 31, 2011 and 2010

Assets	2011	2010
Investments at fair value		
Common collective trusts	$ 630,847	$ 476,200
Mutual funds	1,478,493	1,090,562
Total investments at fair value	2,109,340	1,566,762
Receivables		
Participant contributions	7,065	-
Employer contributions	232,655	219,954
Accrued participant loan interest	113	-
Participant loans	71,589	3,138
Total receivables	311,422	223,092
Net assets available for benefits	$ 2,420,762	$ 1,789,854

The accompanying notes are an integral part of these financial statements.

S.S. Steiner, Inc. Employees 401(k) Plan

Statement of Changes in Net Assets Available for Benefits

Year Ended December 31, 2011

Additions		
Additions to net assets attributable to:		
Investment income		
Net appreciation in fair value of common collective trusts	$	17,701
Net depreciation in fair value of mutual funds		(33,152)
Dividend income		5,264
Participant loans interest		1,670
		(8,517)
Contributions		
Employer		232,655
Participants		438,922
Rollovers		9,671
Total additions		672,731
Deductions		
Deductions from net assets attributable to:		
Benefits paid to participants		14,134
Administrative expenses		27,689
Total deductions		41,823
Net increase		630,908
Net assets available for benefits		
Beginning		1,789,854
End	$	2,420,762

The accompanying notes are an integral part of these financial statements.

1. Description of Plan

The following is a brief description of the S.S. Steiner, Inc. Employees 401(k) Plan (the "Plan") which provides only general information. Participants should refer to the plan document for a more complete description of the Plan's provisions.

The Plan was established on July 1, 2009 for the benefit of the non-unionized employees of S.S. Steiner, Inc., and its affiliated companies (the "Company" or "Employer"). The affiliated companies include Hops Extract Corporation of America and Golden Gate Hop Ranches, Inc. The Plan is a defined contribution plan subject to the provisions of the Employee Retirement Income Security Act of 1974 ("ERISA").

Eligibility
An employee becomes eligible to participate in the Plan after completing one full year of service, which is defined as 1,000 hours and attaining the age of eighteen. An eligible employee who has satisfied the eligibility requirements can become a participant in the Plan on the first day of the Plan year or the first day of the seventh month of the Plan year.

Contributions
Participants may elect to contribute pre-tax deferral contributions, up to the maximum amount permitted by the Internal Revenue Code. Participants may also make rollover contributions from other qualified plans.

The Company is required to make matching contributions equal to 100% of the participant's pre-tax deferral contributions that do not to exceed 3% of their compensation and 50% of the participant's pre-tax deferral contributions that exceed 3% of the compensation not to exceed 5%.

Participant Loans
Participants are permitted to borrow up to 50% of their vested account balance up to a maximum of $50,000. The terms of the loan cannot exceed five years except when the loan is used to acquire or construct a principal residence, which can be repaid over a longer period. Loans are repaid through payroll deductions and monitored by the plan administrator. The loans are collateralized by the balance in the participant's account and bear interest at rates commensurate with the prevailing rate, as determined by the plan administrator. There were no defaulted loans as of December 31, 2011 and 2010.

Vesting
Under the terms of the Plan, participants' accounts are immediately vested in both the pre-tax deferral contributions and the Employer matching contributions, and earnings thereon.

Benefits Paid to Participants
Upon normal retirement (65), death, disability or termination of service, vested benefits can be distributed in the form of a lump sum payment, as described by the plan document. Participants can also make in-service withdrawals upon early retirement age (59 ½).

Participant's Accounts
Pre-tax deferral contributions and Employer matching contributions may be invested by participants into one or more of the investment options available to the Plan (participant directed).

Administrative Expenses
Administrative expenses consist of investment fees and plan maintenance fees, which are paid by the Plan, while all other administrative expenses are paid by the Company.

2. Summary of Significant Accounting Policies

Use of Estimates
The preparation of financial statements in conformity with accounting principles generally accepted in the United States of America requires management to make estimates and assumptions that affect the reported amounts of assets and liabilities and changes therein, and disclosure of contingent assets and liabilities. Actual results could differ from those estimates.

Investment Valuation and Income Recognition
Investments are reported at fair value. Fair value is the price that would be received to sell an asset or paid to transfer a liability in an orderly transaction between market participants at the measurement date. See Note 4 for discussion of fair value measurements.

Purchases and sales of securities are recorded on a trade-date basis. Interest income is recorded on the accrual basis. Dividends are recorded on the ex-dividend date. Net appreciation includes the Plan's gains and losses on investments bought and sold as well as held during the year.

Benefits Paid to Participants
Benefit payments to participants are recorded upon distribution.

Subsequent Events
The Plan has evaluated subsequent events through June 13, 2012, the date these financial statements were available for issuance. All subsequent events requiring recognition as of December 31, 2011, have been incorporated in these financial statements.

3. Investments Certified by the Plan's Custodian (Unaudited)

The following is a summary of the investment and participant loans information regarding the Plan as of December 31, 2011 and 2010 and for the year ended December 31, 2011, included in the Plan's financial statements and supplementary schedule, that was prepared or derived from information provided by Wells Fargo Bank, N.A., the custodian of the Plan, and furnished to the plan administrator. The plan administrator has obtained certifications from the custodian that such information is complete and accurate.

Information relating to investments and participant loans held by the custodian at December 31, 2011 and 2010 is as follows:

	2011	2010
Common Collective Trusts		
Wells Fargo Diversified Stable Value G	$ 525,760 (*)	$ 389,402 (*)
Wells Fargo Stable Investment Fund for Advice Track	24,718	19,167
Wells Fargo Total Return Bond Fund for Advice Track	64,385	54,505
Wells Fargo Enhanced Stock Mkt Fnd for Advice Track	15,984	13,126

	2011		2010	
Mutual Funds				
Oakmark Equity and Income Fund II	98,429		53,435	
Fidelity Advisor Strategic Income Fund CL T	60,373		38,044	
JP Morgan High Yield Fund	10,486		7,303	
PIMCO High Yield Fund for Advice Track	7,189		6,536	
PIMCO Real Return Bond CL A	115,648		71,778	
PIMCO Real Return Fund Inst	36,464		31,534	
PIMCO Total Return Fund CL A	132,056	(*)	92,963	(*)
PIMCO Total Return Instl	69,939		59,514	
Thornburg International Value Fund CL R3	202,279	(*)	162,715	(*)
Goldman Sachs Large Value Fund	29,808		24,293	
T. Rowe Price Equity Income	24,913		20,132	
MFS Value Fund CL R2	74,969		53,805	
T. Rowe Price Growth Fund	24,032		19,455	
Dreyfus Midcap Index Fund	66,511		45,245	
T. Rowe Price Real Estate	11,795		9,463	
Alger Small Cap Growth	15,888		13,392	
Dreyfus Premier Small Cap Equity Fund CL I	148		15,958	
Lord Abbett Small Cap Value CL A	121,026		104,586	(*)
Wells Fargo Advantage International Bond Fund CL I	38,966		28,608	
Harbor International Inst.	23,575		19,120	
Janus Overseas Fund CL I	18,935		17,111	
Thornburg International Value R5	27,949		23,234	
Wells Fargo Advantage DS US CR Fund-ADM	48,997		27,799	
Wells Fargo Advantage Str Large Cap Growth Fund	23,810		20,014	
Oppenheimer Developing Markets Fd (A)	10,772		-	
MainStay Large Cap Growth (Class A)	163,784	(*)	-	
Goldman Sachs Small Cap Value Institutional Fund	19,752		-	
American Funds Growth Fund of America CL R3	-		124,326	(*)
Goldman Sachs Structured Fund	-		152	
Lazard Emerging Markets Inst	-		47	
Participant loans	71,589		3,138	
	$ 2,180,929		$ 1,569,900	

(*) Represents 5% or more of the Plan's net assets available for benefits.

The following was also certified by the custodian for the year ended December 31, 2011:

Net depreciation in fair value of investments	$ (15,451)
Dividend income	$ 5,264
Participant loans interest	$ 1,670

4. Fair Value Measurements

The Plan's investments are stated at fair value. Fair value is the price that would be received to sell an asset or paid to transfer a liability in an orderly transaction between market participants at the measurement date. The asset or liability's fair value measurement level within the fair value hierarchy is based on the lowest level of any input that is significant to the fair value measurement. Valuation techniques need to maximize the use of observable inputs and minimize the use of unobservable inputs. Valuation techniques used to measure fair value are defined as follows:

- Level 1 – Inputs to the valuation methodology are unadjusted quoted prices for identical assets or liabilities in active markets that the Plan has the ability to access.

- Level 2 – Inputs to the valuation methodology include: (a) quoted prices for similar assets or liabilities in active markets; (b) quoted prices for identical or similar assets or liabilities in inactive markets; (c) inputs other than quoted prices that are observable for the asset or liability; and (d) inputs that are derived principally from or corroborated by observable market data by correlation or other means. If the asset or liability has a specified (contractual) term, the level 2 input must be observable for substantially the full term of the asset or liability.

- Level 3 – Significant unobservable inputs, including the Company's own assumptions in determining the fair value of investments.

Following is a description of the valuation methodologies used for assets measured at fair value. There have been no changes in the methodologies used at December 31, 2011:

- Mutual funds: Mutual funds are stated at fair value based on quoted prices in an active market for each share held by the Plan.

- Common collective trusts: Common collective trusts are stated at fair value which is determined by the trustee of the common collective trust based on the underlying assets, which represent the net asset value, a practical expedient to fair value, of units held by the trust. The common collective trusts do not have any unfunded commitments relating to its investments, or any significant restrictions or redemptions. Participant-directed redemptions can be made on any business day and do not have a redemption notice period.

The preceding methods described may produce a fair value calculation that may not be indicative of net realizable value or reflective of future values. Furthermore, although the Plan believes its valuation methods are appropriate and consistent with other market participants, the use of different methodologies or assumptions to determine the fair value of certain financial instruments could result in a different fair value measurement at the reporting date.

Investments at fair value as of December 31, 2011 are as follows:

	Level 1	Level 2	Level 3	Total
Common collective trusts				
Money Market/Stable Fund	$ -	$ 630,847	$ -	$ 630,847
Mutual Funds				
Balanced/Lifestyle	98,429	-	-	98,429
Bond Fund	471,121	-	-	471,121
International Stock Fund	283,509	-	-	283,509
Large Cap Stock Fund	390,313	-	-	390,313
Mid Cap Stock Fund	66,511	-	-	66,511
Real Estate Equity Fund	11,795	-	-	11,795
Small Cap Stock Fund	156,815	-	-	156,815
Total investments at fair value	$ 1,478,493	$ 630,847	$ -	$ 2,109,340

Investments at fair value as of December 31, 2010 are as follows:

	Level 1	Level 2	Level 3	Total
Common collective trusts				
Money Market/Stable Fund	$ -	$ 476,200	$ -	$ 476,200
Mutual Funds				
Balanced/Lifestyle	53,435	-	-	53,435
Bond Fund	336,280	-	-	336,280
International Stock Fund	222,227	-	-	222,227
Large Cap Stock Fund	289,976	-	-	289,976
Mid Cap Stock Fund	45,245	-	-	45,245
Real Estate Equity Fund	9,463	-	-	9,463
Small Cap Stock Fund	133,936	-	-	133,936
Total investments at fair value	$ 1,090,562	$ 476,200	$ -	$ 1,566,762

5. Plan Termination

Although it has not expressed any intent to do so, the Company reserves the right to terminate the Plan at any time subject to the provisions of the Employee Retirement Income Security Act of 1974 ("ERISA").

6. Tax Status

On March 31, 2008, the Internal Revenue Service stated that the prototype adopted by the Plan, as then designed, qualifies under Section 401(a) of the Internal Revenue Code ("IRC"). The Plan has not received a determination letter specific to the Plan itself; however, the plan administrator believes that the Plan was designed and is being operated in compliance with the applicable requirements of the IRC. Therefore, no provision for income taxes has been included in the Plan's financial statements.

Accounting principles generally accepted in the United States of America require plan management to evaluate tax positions taken by the plan and recognize a tax liability (or asset) if the plan has taken an uncertain position that more likely than not would be sustained upon examination by the IRS. The plan administrator has analyzed the tax positions taken by the Plan, and has concluded that as of both December 31, 2011 and 2010, there are no uncertain positions taken or expected to be taken that would require recognition of a liability (or asset) or disclosure in the financial statements. The Plan is subject to routine audits by taxing jurisdictions; however, there are currently no audits for any tax periods in progress. The Plan is subject to income tax examinations for all years since the Plan was established on July 1, 2009.

7. Risks and Uncertainties

The Plan's investments are concentrated in common collective trusts and mutual funds that invest in marketable equity, debt, and fixed income securities. Such securities are subject to various risks that determine the value of the funds. Due to the level of risk associated with certain equity, debt, and fixed income securities and the level of uncertainty related to changes in the value of these securities, it is at least reasonably possible that changes in market conditions in the near term could materially affect participants' account balances and the value of investments reported in the financial statements.

8. Party-in-Interest Transactions

Certain Plan investments are shares of funds managed by Wells Fargo Bank, N.A., the custodian. Therefore, these transactions qualify as party-in-interest. Fees paid to Wells Fargo Bank, N.A. for certain administrative services amounted to $27,689 for the year ended December 31, 2011.

9. Reconciliation of Financial Statements to Form 5500

The Form 5500 was prepared on the cash basis as of December 31, 2011 and 2010 and for the Plan year ended December 31, 2011, and the financial statements were prepared on the accrual basis.

The following is a reconciliation between the statement of net assets available for benefits per the accompanying financial statements and the Form 5500 as of December 31,:

	2011	2010
Net assets available for benefits per the financial statements	$ 2,420,762	$ 1,789,854
Less accrued participant loan interest	(113)	
Less participant contributions receivable	(7,065)	-
Less employer contributions receivable	(232,655)	(219,954)
Net assets available for benefits per Schedule H of Form 5500	$ 2,180,929	$ 1,569,900

The following is a reconciliation of the statement of changes in net assets available for benefits for the year ended December 31, 2011 to the Form 5500:

Net increase per the financial statements	$	630,908
Add employer contributions receivable at December 31, 2010		219,954
Less accrued participant loans interest		(113)
Less participant contributions receivable at December 31, 2011		(7,065)
Less employer contributions receivable at December 31, 2011		(232,655)
Net increase per the Form 5500	$	611,029

S.S. Steiner, Inc. Employees 401(k) Plan

Schedule of Assets (Held at End of Year)
EIN: 13-1344180 - Plan Number: 002
(Line 4i of Schedule H to the 2011 Form 5500)
December 31, 2011

(a)	(b) Identity of Issuer, Borrower, Lessor or Similar Party	(c) Description of Investment, Including Maturity Date, Rate of Interest, Collateral Par or Maturity Date	(d) Cost	(e) Current Value
Common Collective Trusts				
*	Wells Fargo	Wells Fargo Diversified Stable Value G		$ 525,760
*	Wells Fargo	Wells Fargo Stable Investment Fund for Advice Track		24,718
*	Wells Fargo	Wells Fargo Total Return Bond Fund for Advice Track		64,385
*	Wells Fargo	Wells Fargo Enhanced Stock Mkt Fnd for Advice Track		15,984
Mutual Funds				
	Oakmark	Oakmark Equity and Income Fund II		98,429
	Fidelity	Fidelity Advisor Strategic Income Fund CL T		60,373
	JP Morgan	JP Morgan High Yield Fund		10,486
	PIMCO	PIMCO High Yield Fund for Advice Track		7,189
	PIMCO	PIMCO Total Return Fund CL A		132,056
	PIMCO	PIMCO Real Return Bond CL A		115,648
	PIMCO	PIMCO Real Return Fund Inst		36,464
	PIMCO	PIMCO Total Return Instl		69,939
	Thornburg	Thornburg International Value Fund CL R3		202,279
	Goldman Sachs	Goldman Sachs Large Value Fund		29,808
	T Rowe Price	T Rowe Price Equity Income		24,913
	MFS	MFS Value Fund CL R2		74,969
	T Rowe Price	T Rowe Price Growth Fund		24,032
	Dreyfus	Dreyfus Midcap Index Fund		66,511
	T Rowe Price	T Rowe Price Real Estate		11,795
	Alger	Alger Small Cap Growth		15,888
	Dreyfus	Dreyfus Premier Small Cap Equity Fund CL I		148
	Lord Abbett	Lord Abbett Small Cap Value CL A		121,026
*	Wells Fargo	Wells Fargo Advantage International Bond Fund CL I		38,966
	Harbor	Harbor International Inst.		23,575
	Janus	Janus Oversease Fund CL I		18,935
	Thornburg	Thornburg International Value R5		27,949
*	Wells Fargo	Wells Fargo Advantage DS US CR Fund-ADM		48,997
*	Wells Fargo	Wells Fargo Advantage Str Large Cap Growth Fund		23,810
	Goldman Sachs	Goldman Sachs Small Cap Value Institutional Fund		19,752
	MainStay	MainStay Large Cap Growth Fund A		163,784
	Oppenheimer	Oppenheimer Developing Markets Fund Class A		10,772
Participant Loans		Bearing interest at 4.25%		71,589
				$ 2,180,929

(*) Party-in-interest to the Plan.



www.weisermazars.com



WeiserMazars LLP

S.S. Steiner, Inc. Employees 401(k) Plan

Financial Statements and Supplemental Information
December 31, 2011

MAZARS

WeiserMazars
ACCOUNTING | TAX | ADVISORY

WEISERMAZARS LLP IS AN INDEPENDENT MEMBER FIRM OF MAZARS GROUP.

S.S. Steiner, Inc. Employees 401(k) Plan

Contents

December 31, 2011

Page(s)

Independent Auditors' Report 1

Financial Statements

Statements of Net Assets Available for Benefits 2

Statement of Changes in Net Assets Available for Benefits 3

Notes to Financial Statements 4-10

Supplemental Information

Schedule of Assets (Held at End of Year) 11

MAZARS

WeiserMazars

Independent Auditors' Report

To the Plan Committee of the
S.S. Steiner, Inc. Employees 401(k) Plan

We were engaged to audit the accompanying statements of net assets available for benefits of the S.S. Steiner, Inc. Employees 401(k) Plan (the "Plan") as of December 31, 2011 and 2010 and the related statement of changes in net assets available for benefits for the year ended December 31, 2011 and the supplementary schedule of assets (held at end of year) as of December 31, 2011. These financial statements and supplementary schedule are the responsibility of the Plan's management.

As permitted by 29 CFR 2520.103-8 of the Department of Labor's Rules and Regulations for Reporting and Disclosure under the Employee Retirement Income Security Act of 1974, the plan administrator instructed us not to perform, and we did not perform, any auditing procedures with respect to the information summarized in Note 3, which was certified by Wells Fargo Bank, N.A., the custodian of the Plan, except for comparing such information with the related information included in the financial statements and supplementary schedule. We have been informed by the plan administrator that the custodian holds the Plan's investment assets and executes investment transactions. The plan administrator has obtained a certification from the custodian as of December 31, 2011 and 2010 and for the year ended December 31, 2011, that the information provided to the plan administrator by the custodian is complete and accurate.

Because of the significance of the information that we did not audit, we are unable to, and do not, express an opinion on the accompanying financial statements and supplementary schedule taken as a whole. The supplementary schedule is presented for purposes of additional analysis and is not a required part of the financial statements but is required by the Department of Labor's Rules and Regulations for Reporting and Disclosure under the Employee Retirement Income Security Act of 1974. The form and content of the information included in the financial statements and supplementary schedule, other than that derived from the information certified by the custodians, have been audited by us in accordance with auditing standards generally accepted in the United States of America and, in our opinion, are presented in compliance with the Department of Labor's Rules and Regulations for Reporting and Disclosure under the Employee Retirement Income Security Act of 1974.

WeiserMazars LLP

June 13, 2012

WeiserMazars LLP
399 Thornall Street – Edison, New Jersey – 08837
Tel: 732.549.2800 – Fax: 732.549.2898 – www.weisermazars.com

WeiserMazars LLP is an independent member firm of Mazars Group.

Praxity
MEMBER
GLOBAL ALLIANCE OF INDEPENDENT FIRMS

S.S. Steiner, Inc. Employees 401(k) Plan

Statements of Net Assets Available for Benefits

December 31, 2011 and 2010

Assets	2011	2010
Investments at fair value		
Common collective trusts	$ 630,847	$ 476,200
Mutual funds	1,478,493	1,090,562
Total investments at fair value	2,109,340	1,566,762
Receivables		
Participant contributions	7,065	-
Employer contributions	232,655	219,954
Accrued participant loan interest	113	-
Participant loans	71,589	3,138
Total receivables	311,422	223,092
Net assets available for benefits	$ 2,420,762	$ 1,789,854

The accompanying notes are an integral part of these financial statements.

S.S. Steiner, Inc. Employees 401(k) Plan

Statement of Changes in Net Assets Available for Benefits

Year Ended December 31, 2011

Additions		
Additions to net assets attributable to:		
Investment income		
Net appreciation in fair value of common collective trusts	$	17,701
Net depreciation in fair value of mutual funds		(33,152)
Dividend income		5,264
Participant loans interest		1,670
		(8,517)
Contributions		
Employer		232,655
Participants		438,922
Rollovers		9,671
Total additions		672,731
Deductions		
Deductions from net assets attributable to:		
Benefits paid to participants		14,134
Administrative expenses		27,689
Total deductions		41,823
Net increase		630,908
Net assets available for benefits		
Beginning		1,789,854
End	$	2,420,762

The accompanying notes are an integral part of these financial statements.

1. Description of Plan

The following is a brief description of the S.S. Steiner, Inc. Employees 401(k) Plan (the "Plan") which provides only general information. Participants should refer to the plan document for a more complete description of the Plan's provisions.

The Plan was established on July 1, 2009 for the benefit of the non-unionized employees of S.S. Steiner, Inc., and its affiliated companies (the "Company" or "Employer"). The affiliated companies include Hops Extract Corporation of America and Golden Gate Hop Ranches, Inc. The Plan is a defined contribution plan subject to the provisions of the Employee Retirement Income Security Act of 1974 ("ERISA").

Eligibility
An employee becomes eligible to participate in the Plan after completing one full year of service, which is defined as 1,000 hours and attaining the age of eighteen. An eligible employee who has satisfied the eligibility requirements can become a participant in the Plan on the first day of the Plan year or the first day of the seventh month of the Plan year.

Contributions
Participants may elect to contribute pre-tax deferral contributions, up to the maximum amount permitted by the Internal Revenue Code. Participants may also make rollover contributions from other qualified plans.

The Company is required to make matching contributions equal to 100% of the participant's pre-tax deferral contributions that do not to exceed 3% of their compensation and 50% of the participant's pre-tax deferral contributions that exceed 3% of the compensation not to exceed 5%.

Participant Loans
Participants are permitted to borrow up to 50% of their vested account balance up to a maximum of $50,000. The terms of the loan cannot exceed five years except when the loan is used to acquire or construct a principal residence, which can be repaid over a longer period. Loans are repaid through payroll deductions and monitored by the plan administrator. The loans are collateralized by the balance in the participant's account and bear interest at rates commensurate with the prevailing rate, as determined by the plan administrator. There were no defaulted loans as of December 31, 2011 and 2010.

Vesting
Under the terms of the Plan, participants' accounts are immediately vested in both the pre-tax deferral contributions and the Employer matching contributions, and earnings thereon.

Benefits Paid to Participants
Upon normal retirement (65), death, disability or termination of service, vested benefits can be distributed in the form of a lump sum payment, as described by the plan document. Participants can also make in-service withdrawals upon early retirement age (59 ½).

Participant's Accounts
Pre-tax deferral contributions and Employer matching contributions may be invested by participants into one or more of the investment options available to the Plan (participant directed).

Administrative Expenses
Administrative expenses consist of investment fees and plan maintenance fees, which are paid by the Plan, while all other administrative expenses are paid by the Company.

2. Summary of Significant Accounting Policies

Use of Estimates
The preparation of financial statements in conformity with accounting principles generally accepted in the United States of America requires management to make estimates and assumptions that affect the reported amounts of assets and liabilities and changes therein, and disclosure of contingent assets and liabilities. Actual results could differ from those estimates.

Investment Valuation and Income Recognition
Investments are reported at fair value. Fair value is the price that would be received to sell an asset or paid to transfer a liability in an orderly transaction between market participants at the measurement date. See Note 4 for discussion of fair value measurements.

Purchases and sales of securities are recorded on a trade-date basis. Interest income is recorded on the accrual basis. Dividends are recorded on the ex-dividend date. Net appreciation includes the Plan's gains and losses on investments bought and sold as well as held during the year.

Benefits Paid to Participants
Benefit payments to participants are recorded upon distribution.

Subsequent Events
The Plan has evaluated subsequent events through June 13, 2012, the date these financial statements were available for issuance. All subsequent events requiring recognition as of December 31, 2011, have been incorporated in these financial statements.

3. Investments Certified by the Plan's Custodian (Unaudited)

The following is a summary of the investment and participant loans information regarding the Plan as of December 31, 2011 and 2010 and for the year ended December 31, 2011, included in the Plan's financial statements and supplementary schedule, that was prepared or derived from information provided by Wells Fargo Bank, N.A., the custodian of the Plan, and furnished to the plan administrator. The plan administrator has obtained certifications from the custodian that such information is complete and accurate.

Information relating to investments and participant loans held by the custodian at December 31, 2011 and 2010 is as follows:

	2011	2010
Common Collective Trusts		
Wells Fargo Diversified Stable Value G	$ 525,760 (*)	$ 389,402 (*)
Wells Fargo Stable Investment Fund for Advice Track	24,718	19,167
Wells Fargo Total Return Bond Fund for Advice Track	64,385	54,505
Wells Fargo Enhanced Stock Mkt Fnd for Advice Track	15,984	13,126

	2011		2010	
Mutual Funds				
Oakmark Equity and Income Fund II	98,429		53,435	
Fidelity Advisor Strategic Income Fund CL T	60,373		38,044	
JP Morgan High Yield Fund	10,486		7,303	
PIMCO High Yield Fund for Advice Track	7,189		6,536	
PIMCO Real Return Bond CL A	115,648		71,778	
PIMCO Real Return Fund Inst	36,464		31,534	
PIMCO Total Return Fund CL A	132,056	(*)	92,963	(*)
PIMCO Total Return Instl	69,939		59,514	
Thornburg International Value Fund CL R3	202,279	(*)	162,715	(*)
Goldman Sachs Large Value Fund	29,808		24,293	
T. Rowe Price Equity Income	24,913		20,132	
MFS Value Fund CL R2	74,969		53,805	
T. Rowe Price Growth Fund	24,032		19,455	
Dreyfus Midcap Index Fund	66,511		45,245	
T. Rowe Price Real Estate	11,795		9,463	
Alger Small Cap Growth	15,888		13,392	
Dreyfus Premier Small Cap Equity Fund CL I	148		15,958	
Lord Abbett Small Cap Value CL A	121,026		104,586	(*)
Wells Fargo Advantage International Bond Fund CL I	38,966		28,608	
Harbor International Inst.	23,575		19,120	
Janus Overseas Fund CL I	18,935		17,111	
Thornburg International Value R5	27,949		23,234	
Wells Fargo Advantage DS US CR Fund-ADM	48,997		27,799	
Wells Fargo Advantage Str Large Cap Growth Fund	23,810		20,014	
Oppenheimer Developing Markets Fd (A)	10,772		-	
MainStay Large Cap Growth (Class A)	163,784	(*)	-	
Goldman Sachs Small Cap Value Institutional Fund	19,752		-	
American Funds Growth Fund of America CL R3	-		124,326	(*)
Goldman Sachs Structured Fund	-		152	
Lazard Emerging Markets Inst	-		47	
Participant loans	71,589		3,138	
	$ 2,180,929		$ 1,569,900	

(*) Represents 5% or more of the Plan's net assets available for benefits.

The following was also certified by the custodian for the year ended December 31, 2011:

Net depreciation in fair value of investments	$ (15,451)
Dividend income	$ 5,264
Participant loans interest	$ 1,670

4. Fair Value Measurements

The Plan's investments are stated at fair value. Fair value is the price that would be received to sell an asset or paid to transfer a liability in an orderly transaction between market participants at the measurement date. The asset or liability's fair value measurement level within the fair value hierarchy is based on the lowest level of any input that is significant to the fair value measurement. Valuation techniques need to maximize the use of observable inputs and minimize the use of unobservable inputs. Valuation techniques used to measure fair value are defined as follows:

- Level 1 – Inputs to the valuation methodology are unadjusted quoted prices for identical assets or liabilities in active markets that the Plan has the ability to access.

- Level 2 – Inputs to the valuation methodology include: (a) quoted prices for similar assets or liabilities in active markets; (b) quoted prices for identical or similar assets or liabilities in inactive markets; (c) inputs other than quoted prices that are observable for the asset or liability; and (d) inputs that are derived principally from or corroborated by observable market data by correlation or other means. If the asset or liability has a specified (contractual) term, the level 2 input must be observable for substantially the full term of the asset or liability.

- Level 3 – Significant unobservable inputs, including the Company's own assumptions in determining the fair value of investments.

Following is a description of the valuation methodologies used for assets measured at fair value. There have been no changes in the methodologies used at December 31, 2011:

- Mutual funds: Mutual funds are stated at fair value based on quoted prices in an active market for each share held by the Plan.

- Common collective trusts: Common collective trusts are stated at fair value which is determined by the trustee of the common collective trust based on the underlying assets, which represent the net asset value, a practical expedient to fair value, of units held by the trust. The common collective trusts do not have any unfunded commitments relating to its investments, or any significant restrictions or redemptions. Participant-directed redemptions can be made on any business day and do not have a redemption notice period.

The preceding methods described may produce a fair value calculation that may not be indicative of net realizable value or reflective of future values. Furthermore, although the Plan believes its valuation methods are appropriate and consistent with other market participants, the use of different methodologies or assumptions to determine the fair value of certain financial instruments could result in a different fair value measurement at the reporting date.

Investments at fair value as of December 31, 2011 are as follows:

	Level 1	Level 2	Level 3	Total
Common collective trusts				
Money Market/Stable Fund	$ -	$ 630,847	$ -	$ 630,847
Mutual Funds				
Balanced/Lifestyle	98,429	-	-	98,429
Bond Fund	471,121	-	-	471,121
International Stock Fund	283,509	-	-	283,509
Large Cap Stock Fund	390,313	-	-	390,313
Mid Cap Stock Fund	66,511	-	-	66,511
Real Estate Equity Fund	11,795	-	-	11,795
Small Cap Stock Fund	156,815	-	-	156,815
Total investments at fair value	$ 1,478,493	$ 630,847	$ -	$ 2,109,340

Investments at fair value as of December 31, 2010 are as follows:

	Level 1	Level 2	Level 3	Total
Common collective trusts				
Money Market/Stable Fund	$ -	$ 476,200	$ -	$ 476,200
Mutual Funds				
Balanced/Lifestyle	53,435	-	-	53,435
Bond Fund	336,280	-	-	336,280
International Stock Fund	222,227	-	-	222,227
Large Cap Stock Fund	289,976	-	-	289,976
Mid Cap Stock Fund	45,245	-	-	45,245
Real Estate Equity Fund	9,463	-	-	9,463
Small Cap Stock Fund	133,936	-	-	133,936
Total investments at fair value	$ 1,090,562	$ 476,200	$ -	$ 1,566,762

5. Plan Termination

Although it has not expressed any intent to do so, the Company reserves the right to terminate the Plan at any time subject to the provisions of the Employee Retirement Income Security Act of 1974 ("ERISA").

6. Tax Status

On March 31, 2008, the Internal Revenue Service stated that the prototype adopted by the Plan, as then designed, qualifies under Section 401(a) of the Internal Revenue Code ("IRC"). The Plan has not received a determination letter specific to the Plan itself; however, the plan administrator believes that the Plan was designed and is being operated in compliance with the applicable requirements of the IRC. Therefore, no provision for income taxes has been included in the Plan's financial statements.

Accounting principles generally accepted in the United States of America require plan management to evaluate tax positions taken by the plan and recognize a tax liability (or asset) if the plan has taken an uncertain position that more likely than not would be sustained upon examination by the IRS. The plan administrator has analyzed the tax positions taken by the Plan, and has concluded that as of both December 31, 2011 and 2010, there are no uncertain positions taken or expected to be taken that would require recognition of a liability (or asset) or disclosure in the financial statements. The Plan is subject to routine audits by taxing jurisdictions; however, there are currently no audits for any tax periods in progress. The Plan is subject to income tax examinations for all years since the Plan was established on July 1, 2009.

7. Risks and Uncertainties

The Plan's investments are concentrated in common collective trusts and mutual funds that invest in marketable equity, debt, and fixed income securities. Such securities are subject to various risks that determine the value of the funds. Due to the level of risk associated with certain equity, debt, and fixed income securities and the level of uncertainty related to changes in the value of these securities, it is at least reasonably possible that changes in market conditions in the near term could materially affect participants' account balances and the value of investments reported in the financial statements.

8. Party-in-Interest Transactions

Certain Plan investments are shares of funds managed by Wells Fargo Bank, N.A., the custodian. Therefore, these transactions qualify as party-in-interest. Fees paid to Wells Fargo Bank, N.A. for certain administrative services amounted to $27,689 for the year ended December 31, 2011.

9. Reconciliation of Financial Statements to Form 5500

The Form 5500 was prepared on the cash basis as of December 31, 2011 and 2010 and for the Plan year ended December 31, 2011, and the financial statements were prepared on the accrual basis.

The following is a reconciliation between the statement of net assets available for benefits per the accompanying financial statements and the Form 5500 as of December 31,:

	2011	2010
Net assets available for benefits per the financial statements	$ 2,420,762	$ 1,789,854
Less accrued participant loan interest	(113)	
Less participant contributions receivable	(7,065)	-
Less employer contributions receivable	(232,655)	(219,954)
Net assets available for benefits per Schedule H of Form 5500	$ 2,180,929	$ 1,569,900

The following is a reconciliation of the statement of changes in net assets available for benefits for the year ended December 31, 2011 to the Form 5500:

Net increase per the financial statements	$	630,908
Add employer contributions receivable at December 31, 2010		219,954
Less accrued participant loans interest		(113)
Less participant contributions receivable at December 31, 2011		(7,065)
Less employer contributions receivable at December 31, 2011		(232,655)
Net increase per the Form 5500	$	611,029

S.S. Steiner, Inc. Employees 401(k) Plan

Schedule of Assets (Held at End of Year)
EIN: 13-1344180 - Plan Number: 002
(Line 4i of Schedule H to the 2011 Form 5500)
December 31, 2011

(a)	(b) Identity of Issuer, Borrower, Lessor or Similar Party	(c) Description of Investment, Including Maturity Date, Rate of Interest, Collateral Par or Maturity Date	(d) Cost	(e) Current Value
Common Collective Trusts				
*	Wells Fargo	Wells Fargo Diversified Stable Value G		$ 525,760
*	Wells Fargo	Wells Fargo Stable Investment Fund for Advice Track		24,718
*	Wells Fargo	Wells Fargo Total Return Bond Fund for Advice Track		64,385
*	Wells Fargo	Wells Fargo Enhanced Stock Mkt Fnd for Advice Track		15,984
Mutual Funds				
	Oakmark	Oakmark Equity and Income Fund II		98,429
	Fidelity	Fidelity Advisor Strategic Income Fund CL T		60,373
	JP Morgan	JP Morgan High Yield Fund		10,486
	PIMCO	PIMCO High Yield Fund for Advice Track		7,189
	PIMCO	PIMCO Total Return Fund CL A		132,056
	PIMCO	PIMCO Real Return Bond CL A		115,648
	PIMCO	PIMCO Real Return Fund Inst		36,464
	PIMCO	PIMCO Total Return Instl		69,939
	Thornburg	Thornburg International Value Fund CL R3		202,279
	Goldman Sachs	Goldman Sachs Large Value Fund		29,808
	T Rowe Price	T Rowe Price Equity Income		24,913
	MFS	MFS Value Fund CL R2		74,969
	T Rowe Price	T Rowe Price Growth Fund		24,032
	Dreyfus	Dreyfus Midcap Index Fund		66,511
	T Rowe Price	T Rowe Price Real Estate		11,795
	Alger	Alger Small Cap Growth		15,888
	Dreyfus	Dreyfus Premier Small Cap Equity Fund CL I		148
	Lord Abbett	Lord Abbett Small Cap Value CL A		121,026
*	Wells Fargo	Wells Fargo Advantage International Bond Fund CL I		38,966
	Harbor	Harbor International Inst.		23,575
	Janus	Janus Oversease Fund CL I		18,935
	Thornburg	Thornburg International Value R5		27,949
*	Wells Fargo	Wells Fargo Advantage DS US CR Fund-ADM		48,997
*	Wells Fargo	Wells Fargo Advantage Str Large Cap Growth Fund		23,810
	Goldman Sachs	Goldman Sachs Small Cap Value Institutional Fund		19,752
	MainStay	MainStay Large Cap Growth Fund A		163,784
	Oppenheimer	Oppenheimer Developing Markets Fund Class A		10,772
Participant Loans		Bearing interest at 4.25%		71,589
				$ 2,180,929

(*) Party-in-interest to the Plan.



www.weisermazars.com



WeiserMazars LLP

S.S. Steiner, Inc. Employees 401(k) Plan

Financial Statements and Supplemental Information
December 31, 2011

MAZARS

WeiserMazars
ACCOUNTING | TAX | ADVISORY

WEISERMAZARS LLP IS AN INDEPENDENT MEMBER FIRM OF MAZARS GROUP.

S.S. Steiner, Inc. Employees 401(k) Plan

Contents

December 31, 2011

Page(s)

Independent Auditors' Report 1

Financial Statements

Statements of Net Assets Available for Benefits 2

Statement of Changes in Net Assets Available for Benefits 3

Notes to Financial Statements 4-10

Supplemental Information

Schedule of Assets (Held at End of Year) 11

MAZARS

WeiserMazars

Independent Auditors' Report

To the Plan Committee of the
S.S. Steiner, Inc. Employees 401(k) Plan

We were engaged to audit the accompanying statements of net assets available for benefits of the S.S. Steiner, Inc. Employees 401(k) Plan (the "Plan") as of December 31, 2011 and 2010 and the related statement of changes in net assets available for benefits for the year ended December 31, 2011 and the supplementary schedule of assets (held at end of year) as of December 31, 2011. These financial statements and supplementary schedule are the responsibility of the Plan's management.

As permitted by 29 CFR 2520.103-8 of the Department of Labor's Rules and Regulations for Reporting and Disclosure under the Employee Retirement Income Security Act of 1974, the plan administrator instructed us not to perform, and we did not perform, any auditing procedures with respect to the information summarized in Note 3, which was certified by Wells Fargo Bank, N.A., the custodian of the Plan, except for comparing such information with the related information included in the financial statements and supplementary schedule. We have been informed by the plan administrator that the custodian holds the Plan's investment assets and executes investment transactions. The plan administrator has obtained a certification from the custodian as of December 31, 2011 and 2010 and for the year ended December 31, 2011, that the information provided to the plan administrator by the custodian is complete and accurate.

Because of the significance of the information that we did not audit, we are unable to, and do not, express an opinion on the accompanying financial statements and supplementary schedule taken as a whole. The supplementary schedule is presented for purposes of additional analysis and is not a required part of the financial statements but is required by the Department of Labor's Rules and Regulations for Reporting and Disclosure under the Employee Retirement Income Security Act of 1974. The form and content of the information included in the financial statements and supplementary schedule, other than that derived from the information certified by the custodians, have been audited by us in accordance with auditing standards generally accepted in the United States of America and, in our opinion, are presented in compliance with the Department of Labor's Rules and Regulations for Reporting and Disclosure under the Employee Retirement Income Security Act of 1974.

WeiserMazars LLP

June 13, 2012

WeiserMazars LLP
399 Thornall Street – Edison, New Jersey – 08837
Tel: 732.549.2800 – Fax: 732.549.2898 – www.weisermazars.com

WeiserMazars LLP is an independent member firm of Mazars Group.

Praxity
MEMBER
GLOBAL ALLIANCE OF INDEPENDENT FIRMS

S.S. Steiner, Inc. Employees 401(k) Plan

Statements of Net Assets Available for Benefits

December 31, 2011 and 2010

Assets	2011	2010
Investments at fair value		
Common collective trusts	$ 630,847	$ 476,200
Mutual funds	1,478,493	1,090,562
Total investments at fair value	2,109,340	1,566,762
Receivables		
Participant contributions	7,065	-
Employer contributions	232,655	219,954
Accrued participant loan interest	113	-
Participant loans	71,589	3,138
Total receivables	311,422	223,092
Net assets available for benefits	$ 2,420,762	$ 1,789,854

The accompanying notes are an integral part of these financial statements.

S.S. Steiner, Inc. Employees 401(k) Plan

Statement of Changes in Net Assets Available for Benefits

Year Ended December 31, 2011

Additions		
Additions to net assets attributable to:		
Investment income		
Net appreciation in fair value of common collective trusts	$	17,701
Net depreciation in fair value of mutual funds		(33,152)
Dividend income		5,264
Participant loans interest		1,670
		(8,517)
Contributions		
Employer		232,655
Participants		438,922
Rollovers		9,671
Total additions		672,731
Deductions		
Deductions from net assets attributable to:		
Benefits paid to participants		14,134
Administrative expenses		27,689
Total deductions		41,823
Net increase		630,908
Net assets available for benefits		
Beginning		1,789,854
End	$	2,420,762

The accompanying notes are an integral part of these financial statements.

1. Description of Plan

The following is a brief description of the S.S. Steiner, Inc. Employees 401(k) Plan (the "Plan") which provides only general information. Participants should refer to the plan document for a more complete description of the Plan's provisions.

The Plan was established on July 1, 2009 for the benefit of the non-unionized employees of S.S. Steiner, Inc., and its affiliated companies (the "Company" or "Employer"). The affiliated companies include Hops Extract Corporation of America and Golden Gate Hop Ranches, Inc. The Plan is a defined contribution plan subject to the provisions of the Employee Retirement Income Security Act of 1974 ("ERISA").

Eligibility
An employee becomes eligible to participate in the Plan after completing one full year of service, which is defined as 1,000 hours and attaining the age of eighteen. An eligible employee who has satisfied the eligibility requirements can become a participant in the Plan on the first day of the Plan year or the first day of the seventh month of the Plan year.

Contributions
Participants may elect to contribute pre-tax deferral contributions, up to the maximum amount permitted by the Internal Revenue Code. Participants may also make rollover contributions from other qualified plans.

The Company is required to make matching contributions equal to 100% of the participant's pre-tax deferral contributions that do not to exceed 3% of their compensation and 50% of the participant's pre-tax deferral contributions that exceed 3% of the compensation not to exceed 5%.

Participant Loans
Participants are permitted to borrow up to 50% of their vested account balance up to a maximum of $50,000. The terms of the loan cannot exceed five years except when the loan is used to acquire or construct a principal residence, which can be repaid over a longer period. Loans are repaid through payroll deductions and monitored by the plan administrator. The loans are collateralized by the balance in the participant's account and bear interest at rates commensurate with the prevailing rate, as determined by the plan administrator. There were no defaulted loans as of December 31, 2011 and 2010.

Vesting
Under the terms of the Plan, participants' accounts are immediately vested in both the pre-tax deferral contributions and the Employer matching contributions, and earnings thereon.

Benefits Paid to Participants
Upon normal retirement (65), death, disability or termination of service, vested benefits can be distributed in the form of a lump sum payment, as described by the plan document. Participants can also make in-service withdrawals upon early retirement age (59 ½).

Participant's Accounts
Pre-tax deferral contributions and Employer matching contributions may be invested by participants into one or more of the investment options available to the Plan (participant directed).

Administrative Expenses
Administrative expenses consist of investment fees and plan maintenance fees, which are paid by the Plan, while all other administrative expenses are paid by the Company.

2. Summary of Significant Accounting Policies

Use of Estimates
The preparation of financial statements in conformity with accounting principles generally accepted in the United States of America requires management to make estimates and assumptions that affect the reported amounts of assets and liabilities and changes therein, and disclosure of contingent assets and liabilities. Actual results could differ from those estimates.

Investment Valuation and Income Recognition
Investments are reported at fair value. Fair value is the price that would be received to sell an asset or paid to transfer a liability in an orderly transaction between market participants at the measurement date. See Note 4 for discussion of fair value measurements.

Purchases and sales of securities are recorded on a trade-date basis. Interest income is recorded on the accrual basis. Dividends are recorded on the ex-dividend date. Net appreciation includes the Plan's gains and losses on investments bought and sold as well as held during the year.

Benefits Paid to Participants
Benefit payments to participants are recorded upon distribution.

Subsequent Events
The Plan has evaluated subsequent events through June 13, 2012, the date these financial statements were available for issuance. All subsequent events requiring recognition as of December 31, 2011, have been incorporated in these financial statements.

3. Investments Certified by the Plan's Custodian (Unaudited)

The following is a summary of the investment and participant loans information regarding the Plan as of December 31, 2011 and 2010 and for the year ended December 31, 2011, included in the Plan's financial statements and supplementary schedule, that was prepared or derived from information provided by Wells Fargo Bank, N.A., the custodian of the Plan, and furnished to the plan administrator. The plan administrator has obtained certifications from the custodian that such information is complete and accurate.

Information relating to investments and participant loans held by the custodian at December 31, 2011 and 2010 is as follows:

	2011	2010
Common Collective Trusts		
Wells Fargo Diversified Stable Value G	$ 525,760 (*)	$ 389,402 (*)
Wells Fargo Stable Investment Fund for Advice Track	24,718	19,167
Wells Fargo Total Return Bond Fund for Advice Track	64,385	54,505
Wells Fargo Enhanced Stock Mkt Fnd for Advice Track	15,984	13,126

	2011		2010	
Mutual Funds				
Oakmark Equity and Income Fund II	98,429		53,435	
Fidelity Advisor Strategic Income Fund CL T	60,373		38,044	
JP Morgan High Yield Fund	10,486		7,303	
PIMCO High Yield Fund for Advice Track	7,189		6,536	
PIMCO Real Return Bond CL A	115,648		71,778	
PIMCO Real Return Fund Inst	36,464		31,534	
PIMCO Total Return Fund CL A	132,056	(*)	92,963	(*)
PIMCO Total Return Instl	69,939		59,514	
Thornburg International Value Fund CL R3	202,279	(*)	162,715	(*)
Goldman Sachs Large Value Fund	29,808		24,293	
T. Rowe Price Equity Income	24,913		20,132	
MFS Value Fund CL R2	74,969		53,805	
T. Rowe Price Growth Fund	24,032		19,455	
Dreyfus Midcap Index Fund	66,511		45,245	
T. Rowe Price Real Estate	11,795		9,463	
Alger Small Cap Growth	15,888		13,392	
Dreyfus Premier Small Cap Equity Fund CL I	148		15,958	
Lord Abbett Small Cap Value CL A	121,026		104,586	(*)
Wells Fargo Advantage International Bond Fund CL I	38,966		28,608	
Harbor International Inst.	23,575		19,120	
Janus Overseas Fund CL I	18,935		17,111	
Thornburg International Value R5	27,949		23,234	
Wells Fargo Advantage DS US CR Fund-ADM	48,997		27,799	
Wells Fargo Advantage Str Large Cap Growth Fund	23,810		20,014	
Oppenheimer Developing Markets Fd (A)	10,772		-	
MainStay Large Cap Growth (Class A)	163,784	(*)	-	
Goldman Sachs Small Cap Value Institutional Fund	19,752		-	
American Funds Growth Fund of America CL R3	-		124,326	(*)
Goldman Sachs Structured Fund	-		152	
Lazard Emerging Markets Inst	-		47	
Participant loans	71,589		3,138	
	$ 2,180,929		$ 1,569,900	

(*) Represents 5% or more of the Plan's net assets available for benefits.

The following was also certified by the custodian for the year ended December 31, 2011:

Net depreciation in fair value of investments	$ (15,451)
Dividend income	$ 5,264
Participant loans interest	$ 1,670

4. Fair Value Measurements

The Plan's investments are stated at fair value. Fair value is the price that would be received to sell an asset or paid to transfer a liability in an orderly transaction between market participants at the measurement date. The asset or liability's fair value measurement level within the fair value hierarchy is based on the lowest level of any input that is significant to the fair value measurement. Valuation techniques need to maximize the use of observable inputs and minimize the use of unobservable inputs. Valuation techniques used to measure fair value are defined as follows:

- Level 1 – Inputs to the valuation methodology are unadjusted quoted prices for identical assets or liabilities in active markets that the Plan has the ability to access.

- Level 2 – Inputs to the valuation methodology include: (a) quoted prices for similar assets or liabilities in active markets; (b) quoted prices for identical or similar assets or liabilities in inactive markets; (c) inputs other than quoted prices that are observable for the asset or liability; and (d) inputs that are derived principally from or corroborated by observable market data by correlation or other means. If the asset or liability has a specified (contractual) term, the level 2 input must be observable for substantially the full term of the asset or liability.

- Level 3 – Significant unobservable inputs, including the Company's own assumptions in determining the fair value of investments.

Following is a description of the valuation methodologies used for assets measured at fair value. There have been no changes in the methodologies used at December 31, 2011:

- Mutual funds: Mutual funds are stated at fair value based on quoted prices in an active market for each share held by the Plan.

- Common collective trusts: Common collective trusts are stated at fair value which is determined by the trustee of the common collective trust based on the underlying assets, which represent the net asset value, a practical expedient to fair value, of units held by the trust. The common collective trusts do not have any unfunded commitments relating to its investments, or any significant restrictions or redemptions. Participant-directed redemptions can be made on any business day and do not have a redemption notice period.

The preceding methods described may produce a fair value calculation that may not be indicative of net realizable value or reflective of future values. Furthermore, although the Plan believes its valuation methods are appropriate and consistent with other market participants, the use of different methodologies or assumptions to determine the fair value of certain financial instruments could result in a different fair value measurement at the reporting date.

Investments at fair value as of December 31, 2011 are as follows:

	Level 1	Level 2	Level 3	Total
Common collective trusts				
Money Market/Stable Fund	$ -	$ 630,847	$ -	$ 630,847
Mutual Funds				
Balanced/Lifestyle	98,429	-	-	98,429
Bond Fund	471,121	-	-	471,121
International Stock Fund	283,509	-	-	283,509
Large Cap Stock Fund	390,313	-	-	390,313
Mid Cap Stock Fund	66,511	-	-	66,511
Real Estate Equity Fund	11,795	-	-	11,795
Small Cap Stock Fund	156,815	-	-	156,815
Total investments at fair value	$ 1,478,493	$ 630,847	$ -	$ 2,109,340

Investments at fair value as of December 31, 2010 are as follows:

	Level 1	Level 2	Level 3	Total
Common collective trusts				
Money Market/Stable Fund	$ -	$ 476,200	$ -	$ 476,200
Mutual Funds				
Balanced/Lifestyle	53,435	-	-	53,435
Bond Fund	336,280	-	-	336,280
International Stock Fund	222,227	-	-	222,227
Large Cap Stock Fund	289,976	-	-	289,976
Mid Cap Stock Fund	45,245	-	-	45,245
Real Estate Equity Fund	9,463	-	-	9,463
Small Cap Stock Fund	133,936	-	-	133,936
Total investments at fair value	$ 1,090,562	$ 476,200	$ -	$ 1,566,762

5. Plan Termination

Although it has not expressed any intent to do so, the Company reserves the right to terminate the Plan at any time subject to the provisions of the Employee Retirement Income Security Act of 1974 ("ERISA").

6. Tax Status

On March 31, 2008, the Internal Revenue Service stated that the prototype adopted by the Plan, as then designed, qualifies under Section 401(a) of the Internal Revenue Code ("IRC"). The Plan has not received a determination letter specific to the Plan itself; however, the plan administrator believes that the Plan was designed and is being operated in compliance with the applicable requirements of the IRC. Therefore, no provision for income taxes has been included in the Plan's financial statements.

Accounting principles generally accepted in the United States of America require plan management to evaluate tax positions taken by the plan and recognize a tax liability (or asset) if the plan has taken an uncertain position that more likely than not would be sustained upon examination by the IRS. The plan administrator has analyzed the tax positions taken by the Plan, and has concluded that as of both December 31, 2011 and 2010, there are no uncertain positions taken or expected to be taken that would require recognition of a liability (or asset) or disclosure in the financial statements. The Plan is subject to routine audits by taxing jurisdictions; however, there are currently no audits for any tax periods in progress. The Plan is subject to income tax examinations for all years since the Plan was established on July 1, 2009.

7. Risks and Uncertainties

The Plan's investments are concentrated in common collective trusts and mutual funds that invest in marketable equity, debt, and fixed income securities. Such securities are subject to various risks that determine the value of the funds. Due to the level of risk associated with certain equity, debt, and fixed income securities and the level of uncertainty related to changes in the value of these securities, it is at least reasonably possible that changes in market conditions in the near term could materially affect participants' account balances and the value of investments reported in the financial statements.

8. Party-in-Interest Transactions

Certain Plan investments are shares of funds managed by Wells Fargo Bank, N.A., the custodian. Therefore, these transactions qualify as party-in-interest. Fees paid to Wells Fargo Bank, N.A. for certain administrative services amounted to $27,689 for the year ended December 31, 2011.

9. Reconciliation of Financial Statements to Form 5500

The Form 5500 was prepared on the cash basis as of December 31, 2011 and 2010 and for the Plan year ended December 31, 2011, and the financial statements were prepared on the accrual basis.

The following is a reconciliation between the statement of net assets available for benefits per the accompanying financial statements and the Form 5500 as of December 31,:

	2011	2010
Net assets available for benefits per the financial statements	$ 2,420,762	$ 1,789,854
Less accrued participant loan interest	(113)	
Less participant contributions receivable	(7,065)	-
Less employer contributions receivable	(232,655)	(219,954)
Net assets available for benefits per Schedule H of Form 5500	$ 2,180,929	$ 1,569,900

The following is a reconciliation of the statement of changes in net assets available for benefits for the year ended December 31, 2011 to the Form 5500:

Net increase per the financial statements	$	630,908
Add employer contributions receivable at December 31, 2010		219,954
Less accrued participant loans interest		(113)
Less participant contributions receivable at December 31, 2011		(7,065)
Less employer contributions receivable at December 31, 2011		(232,655)
Net increase per the Form 5500	$	611,029

S.S. Steiner, Inc. Employees 401(k) Plan

Schedule of Assets (Held at End of Year)
EIN: 13-1344180 - Plan Number: 002
(Line 4i of Schedule H to the 2011 Form 5500)
December 31, 2011

(a)	(b) Identity of Issuer, Borrower, Lessor or Similar Party	(c) Description of Investment, Including Maturity Date, Rate of Interest, Collateral Par or Maturity Date	(d) Cost	(e) Current Value
Common Collective Trusts				
*	Wells Fargo	Wells Fargo Diversified Stable Value G		$ 525,760
*	Wells Fargo	Wells Fargo Stable Investment Fund for Advice Track		24,718
*	Wells Fargo	Wells Fargo Total Return Bond Fund for Advice Track		64,385
*	Wells Fargo	Wells Fargo Enhanced Stock Mkt Fnd for Advice Track		15,984
Mutual Funds				
	Oakmark	Oakmark Equity and Income Fund II		98,429
	Fidelity	Fidelity Advisor Strategic Income Fund CL T		60,373
	JP Morgan	JP Morgan High Yield Fund		10,486
	PIMCO	PIMCO High Yield Fund for Advice Track		7,189
	PIMCO	PIMCO Total Return Fund CL A		132,056
	PIMCO	PIMCO Real Return Bond CL A		115,648
	PIMCO	PIMCO Real Return Fund Inst		36,464
	PIMCO	PIMCO Total Return Instl		69,939
	Thornburg	Thornburg International Value Fund CL R3		202,279
	Goldman Sachs	Goldman Sachs Large Value Fund		29,808
	T Rowe Price	T Rowe Price Equity Income		24,913
	MFS	MFS Value Fund CL R2		74,969
	T Rowe Price	T Rowe Price Growth Fund		24,032
	Dreyfus	Dreyfus Midcap Index Fund		66,511
	T Rowe Price	T Rowe Price Real Estate		11,795
	Alger	Alger Small Cap Growth		15,888
	Dreyfus	Dreyfus Premier Small Cap Equity Fund CL I		148
	Lord Abbett	Lord Abbett Small Cap Value CL A		121,026
*	Wells Fargo	Wells Fargo Advantage International Bond Fund CL I		38,966
	Harbor	Harbor International Inst.		23,575
	Janus	Janus Oversease Fund CL I		18,935
	Thornburg	Thornburg International Value R5		27,949
*	Wells Fargo	Wells Fargo Advantage DS US CR Fund-ADM		48,997
*	Wells Fargo	Wells Fargo Advantage Str Large Cap Growth Fund		23,810
	Goldman Sachs	Goldman Sachs Small Cap Value Institutional Fund		19,752
	MainStay	MainStay Large Cap Growth Fund A		163,784
	Oppenheimer	Oppenheimer Developing Markets Fund Class A		10,772
Participant Loans		Bearing interest at 4.25%		71,589
				$ 2,180,929

(*) Party-in-interest to the Plan.



www.weisermazars.com

