Form 5500

Department of the Treasury
Internal Revenue Service

Department of Labor
Employee Benefits Security Administration

Pension Benefit Guaranty Corporation

Annual Return/Report of Employee Benefit Plan

This form is required to be filed for employee benefit plans under sections 104 and 4065 of the Employee Retirement Income Security Act of 1974 (ERISA) and sections 6047(e), 6057(b), and 6058(a) of the Internal Revenue Code (the Code).

▶ **Complete all entries in accordance with the instructions to the Form 5500.**

OMB Nos. 1210-0110
1210-0089

2011

This Form is Open to Public Inspection

Part I Annual Report Identification Information

For calendar plan year 2011 or fiscal plan year beginning 04/01/2011 and ending 03/31/2012

A This return/report is for:
- [ ] a multiemployer plan;
- [ ] a multiple-employer plan; or
- [X] a single-employer plan;
- [ ] a DFE (specify) ____

B This return/report is:
- [ ] the first return/report;
- [ ] the final return/report;
- [ ] an amended return/report;
- [ ] a short plan year return/report (less than 12 months).

C If the plan is a collectively-bargained plan, check here. . . . . ▶ [ ]

D Check box if filing under:
- [ ] Form 5558;
- [X] automatic extension;
- [ ] the DFVC program;
- [ ] special extension (enter description)

Part II Basic Plan Information—enter all requested information

1a Name of plan
YAMAMOTO OF ORIENT, INC. SHARED SAVINGS PLAN

1b Three-digit plan number (PN) ▶ 001

1c Effective date of plan 04/14/1988

2a Plan sponsor's name and address, including room or suite number (Employer, if for single-employer plan)

YAMAMOTO OF ORIENT, INC.

122 VOYAGER ST
POMONA, CA 91768-3252

2b Employer Identification Number (EIN) 95-2976080

2c Sponsor's telephone number 909-594-7356

2d Business code (see instructions) 311900

Caution: A penalty for the late or incomplete filing of this return/report will be assessed unless reasonable cause is established.

Under penalties of perjury and other penalties set forth in the instructions, I declare that I have examined this return/report, including accompanying schedules, statements and attachments, as well as the electronic version of this return/report, and to the best of my knowledge and belief, it is true, correct, and complete.

SIGN HERE	Filed with authorized/valid electronic signature.	01/19/2013	KEN IMAMURA
	Signature of plan administrator	Date	Enter name of individual signing as plan administrator
SIGN HERE	Filed with authorized/valid electronic signature.	01/19/2013	KEN IMAMURA
	Signature of employer/plan sponsor	Date	Enter name of individual signing as employer or plan sponsor
SIGN HERE			
	Signature of DFE	Date	Enter name of individual signing as DFE

3a Plan administrator's name and address (if same as plan sponsor, enter "Same")
YAMAMOTO OF ORIENT, INC.

122 VOYAGER ST
POMONA, CA 91768-3252

3b Administrator's EIN
95-2976080

3c Administrator's telephone number
909-594-7356

4 If the name and/or EIN of the plan sponsor has changed since the last return/report filed for this plan, enter the name, EIN and the plan number from the last return/report:

a Sponsor's name

4b EIN

4c PN

5	Total number of participants at the beginning of the plan year	**5**	266
6	Number of participants as of the end of the plan year (welfare plans complete only lines **6a, 6b, 6c,** and **6d**).		
a	Active participants	**6a**	252
b	Retired or separated participants receiving benefits	**6b**	0
c	Other retired or separated participants entitled to future benefits	**6c**	15
d	Subtotal. Add lines **6a**, **6b**, and **6c**	**6d**	267
e	Deceased participants whose beneficiaries are receiving or are entitled to receive benefits	**6e**	0
f	Total. Add lines **6d** and **6e**	**6f**	267
g	Number of participants with account balances as of the end of the plan year (only defined contribution plans complete this item)	**6g**	163
h	Number of participants that terminated employment during the plan year with accrued benefits that were less than 100% vested	**6h**	4
7	Enter the total number of employers obligated to contribute to the plan (only multiemployer plans complete this item)	**7**	

8a If the plan provides pension benefits, enter the applicable pension feature codes from the List of Plan Characteristic Codes in the instructions:
2E 2F 2G 2J 2K 2T 3D 3H

b If the plan provides welfare benefits, enter the applicable welfare feature codes from the List of Plan Characteristic Codes in the instructions:

9a Plan funding arrangement (check all that apply)

(1)	X	Insurance
(2)		Code section 412(e)(3) insurance contracts
(3)	X	Trust
(4)		General assets of the sponsor

9b Plan benefit arrangement (check all that apply)

(1)	X	Insurance
(2)		Code section 412(e)(3) insurance contracts
(3)	X	Trust
(4)		General assets of the sponsor

10 Check all applicable boxes in 10a and 10b to indicate which schedules are attached, and, where indicated, enter the number attached. (See instructions)

a Pension Schedules

(1)	X	**R** (Retirement Plan Information)
(2)		**MB** (Multiemployer Defined Benefit Plan and Certain Money Purchase Plan Actuarial Information) - signed by the plan actuary
(3)		**SB** (Single-Employer Defined Benefit Plan Actuarial Information) - signed by the plan actuary

b General Schedules

(1)	X		**H** (Financial Information)
(2)			**I** (Financial Information – Small Plan)
(3)	X	1	**A** (Insurance Information)
(4)	X		**C** (Service Provider Information)
(5)	X		**D** (DFE/Participating Plan Information)
(6)			**G** (Financial Transaction Schedules)

SCHEDULE A (Form 5500)

Department of the Treasury
Internal Revenue Service

Department of Labor
Employee Benefits Security Administration

Pension Benefit Guaranty Corporation

Insurance Information

This schedule is required to be filed under section 104 of the Employee Retirement Income Security Act of 1974 (ERISA).

▶ **File as an attachment to Form 5500.**

▶ Insurance companies are required to provide the information pursuant to ERISA section 103(a)(2).

OMB No. 1210-0110

2011

This Form is Open to Public Inspection

For calendar plan year 2011 or fiscal plan year beginning 04/01/2011 and ending 03/31/2012

A Name of plan
YAMAMOTO OF ORIENT, INC. SHARED SAVINGS PLAN

B Three-digit plan number (PN) ▶ 001

C Plan sponsor's name as shown on line 2a of Form 5500
YAMAMOTO OF ORIENT, INC.

D Employer Identification Number (EIN)
95-2976080

Part I Information Concerning Insurance Contract Coverage, Fees, and Commissions

Provide information for each contract on a separate Schedule A. Individual contracts grouped as a unit in Parts II and III can be reported on a single Schedule A.

1 Coverage Information:

(a) Name of insurance carrier

PRINCIPAL LIFE INSURANCE COMPANY

(b) EIN	(c) NAIC code	(d) Contract or identification number	(e) Approximate number of persons covered at end of policy or contract year	Policy or contract year	
				(f) From	(g) To
42-0127290	61271	449401	267	04/01/2011	03/31/2012

2 Insurance fee and commission information. Enter the total fees and total commissions paid. List in item 3 the agents, brokers, and other persons in descending order of the amount paid.

(a) Total amount of commissions paid	(b) Total amount of fees paid
6161	495

3 Persons receiving commissions and fees. (Complete as many entries as needed to report all persons).

(a) Name and address of the agent, broker, or other person to whom commissions or fees were paid

YAMASAKI & COMPANY
1840 W 186TH ST
STE 200
TORRANCE, CA 90504

(b) Amount of sales and base commissions paid	Fees and other commissions paid		(e) Organization code
	(c) Amount	(d) Purpose	
6161	495	REFERRAL/SERVICE FEE	3

(a) Name and address of the agent, broker, or other person to whom commissions or fees were paid

(b) Amount of sales and base commissions paid	Fees and other commissions paid		(e) Organization code
	(c) Amount	(d) Purpose	

(a) Name and address of the agent, broker, or other person to whom commissions or fees were paid

(b) Amount of sales and base commissions paid	Fees and other commissions paid		**(e)** Organization code
	(c) Amount	**(d)** Purpose	

(a) Name and address of the agent, broker, or other person to whom commissions or fees were paid

(b) Amount of sales and base commissions paid	Fees and other commissions paid		**(e)** Organization code
	(c) Amount	**(d)** Purpose	

(a) Name and address of the agent, broker, or other person to whom commissions or fees were paid

(b) Amount of sales and base commissions paid	Fees and other commissions paid		**(e)** Organization code
	(c) Amount	**(d)** Purpose	

(a) Name and address of the agent, broker, or other person to whom commissions or fees were paid

(b) Amount of sales and base commissions paid	Fees and other commissions paid		**(e)** Organization code
	(c) Amount	**(d)** Purpose	

(a) Name and address of the agent, broker, or other person to whom commissions or fees were paid

(b) Amount of sales and base commissions paid	Fees and other commissions paid		**(e)** Organization code
	(c) Amount	**(d)** Purpose	

Part II Investment and Annuity Contract Information

Where individual contracts are provided, the entire group of such individual contracts with each carrier may be treated as a unit for purposes of this report.

4	Current value of plan's interest under this contract in the general account at year end	4	1303878
5	Current value of plan's interest under this contract in separate accounts at year end	5	5256225

6 Contracts With Allocated Funds:

a State the basis of premium rates ▶

b	Premiums paid to carrier	6b	
c	Premiums due but unpaid at the end of the year	6c	
d	If the carrier, service, or other organization incurred any specific costs in connection with the acquisition or retention of the contract or policy, enter amount.	6d	

Specify nature of costs ▶

e Type of contract: (1) ☐ individual policies (2) ☐ group deferred annuity

(3) ☐ other (specify) ▶

f If contract purchased, in whole or in part, to distribute benefits from a terminating plan check here ▶ ☐

7 Contracts With Unallocated Funds (Do not include portions of these contracts maintained in separate accounts)

a Type of contract: (1) ☐ deposit administration (2) ☐ immediate participation guarantee

(3) ☐ guaranteed investment (4) ☒ other ▶ FLEXIBLE INVESTMENT ANNUITY

b	Balance at the end of the previous year			7b	1157953
c	Additions: (1) Contributions deposited during the year	7c(1)	96689		
	(2) Dividends and credits	7c(2)			
	(3) Interest credited during the year	7c(3)	27818		
	(4) Transferred from separate account	7c(4)	72044		
	(5) Other (specify below)	7c(5)	39461		
	▶ LOAN PAYMENT, ROLLOVER				
	(6) Total additions			7c(6)	236012
d	Total of balance and additions (add **b** and **c(6)**).			7d	1393965
e	Deductions:				
	(1) Disbursed from fund to pay benefits or purchase annuities during year	7e(1)	53856		
	(2) Administration charge made by carrier	7e(2)	1100		
	(3) Transferred to separate account	7e(3)	4824		
	(4) Other (specify below)	7e(4)	27488		
	▶ LOAN WITHDRAWAL, 401(K) (M) EXCESS CONTRIBUTION, 401(K) (M) EXCESS AGG CONTRIBUTION				
	(5) Total deductions			7e(5)	87268
f	Balance at the end of the current year (subtract **e(5)** from **d**)			7f	1306697

Part III Welfare Benefit Contract Information

If more than one contract covers the same group of employees of the same employer(s) or members of the same employee organizations(s), the information may be combined for reporting purposes if such contracts are experience-rated as a unit. Where contracts cover individual employees, the entire group of such individual contracts with each carrier may be treated as a unit for purposes of this report.

8 Benefit and contract type (check all applicable boxes)

a ☐ Health (other than dental or vision) **b** ☐ Dental **c** ☐ Vision **d** ☐ Life insurance

e ☐ Temporary disability (accident and sickness) **f** ☐ Long-term disability **g** ☐ Supplemental unemployment **h** ☐ Prescription drug

i ☐ Stop loss (large deductible) **j** ☐ HMO contract **k** ☐ PPO contract **l** ☐ Indemnity contract

m ☐ Other (specify) ▶

9 Experience-rated contracts:				
a Premiums: (1) Amount received	**9a(1)**			
(2) Increase (decrease) in amount due but unpaid	**9a(2)**			
(3) Increase (decrease) in unearned premium reserve	**9a(3)**			
(4) Earned (**(1)** + **(2)** - **(3)**)			**9a(4)**	
b Benefit charges (1) Claims paid	**9b(1)**			
(2) Increase (decrease) in claim reserves	**9b(2)**			
(3) Incurred claims (add **(1)** and **(2)**)			**9b(3)**	
(4) Claims charged			**9b(4)**	
c Remainder of premium: (1) Retention charges (on an accrual basis) --				
(A) Commissions	**9c(1)(A)**			
(B) Administrative service or other fees	**9c(1)(B)**			
(C) Other specific acquisition costs	**9c(1)(C)**			
(D) Other expenses	**9c(1)(D)**			
(E) Taxes	**9c(1)(E)**			
(F) Charges for risks or other contingencies	**9c(1)(F)**			
(G) Other retention charges	**9c(1)(G)**			
(H) Total retention			**9c(1)(H)**	
(2) Dividends or retroactive rate refunds. (These amounts were ☐ paid in cash, or ☐ credited.)			**9c(2)**	
d Status of policyholder reserves at end of year: (1) Amount held to provide benefits after retirement			**9d(1)**	
(2) Claim reserves			**9d(2)**	
(3) Other reserves			**9d(3)**	
e Dividends or retroactive rate refunds due. (Do not include amount entered in **c(2)**.)			**9e**	
10 Nonexperience-rated contracts:				
a Total premiums or subscription charges paid to carrier			**10a**	
b If the carrier, service, or other organization incurred any specific costs in connection with the acquisition or retention of the contract or policy, other than reported in Part I, item 2 above, report amount.			**10b**	

Specify nature of costs ▶

Part IV Provision of Information

11 Did the insurance company fail to provide any information necessary to complete Schedule A? ☐ Yes ☒ No

12 If the answer to line 11 is "Yes," specify the information not provided. ▶

SCHEDULE C (Form 5500)	Service Provider Information	OMB No. 1210-0110
Department of the Treasury Internal Revenue Service Department of Labor Employee Benefits Security Administration Pension Benefit Guaranty Corporation	This schedule is required to be filed under section 104 of the Employee Retirement Income Security Act of 1974 (ERISA). ▶ **File as an attachment to Form 5500.**	**2011** **This Form is Open to Public Inspection.**

For calendar plan year 2011 or fiscal plan year beginning 04/01/2011 and ending 03/31/2012

A Name of plan
YAMAMOTO OF ORIENT, INC. SHARED SAVINGS PLAN

B Three-digit plan number (PN) ▶ 001

C Plan sponsor's name as shown on line 2a of Form 5500
YAMAMOTO OF ORIENT, INC.

D Employer Identification Number (EIN)
95-2976080

Part I Service Provider Information (see instructions)

You must complete this Part, in accordance with the instructions, to report the information required for **each person** who received, directly or indirectly, $5,000 or more in total compensation (i.e., money or anything else of monetary value) in connection with services rendered to the plan or the person's position with the plan during the plan year. If a person received **only** eligible indirect compensation for which the plan received the required disclosures, you are required to answer line 1 but are not required to include that person when completing the remainder of this Part.

1 Information on Persons Receiving Only Eligible Indirect Compensation

a Check "Yes" or "No" to indicate whether you are excluding a person from the remainder of this Part because they received only eligible indirect compensation for which the plan received the required disclosures (see instructions for definitions and conditions).. . . . . [X] Yes [ ] No

b If you answered line 1a "Yes," enter the name and EIN or address of each person providing the required disclosures for the service providers who received only eligible indirect compensation. Complete as many entries as needed (see instructions).

(b) Enter name and EIN or address of person who provided you disclosures on eligible indirect compensation

PRINCIPAL LIFE INSURANCE COMPANY

42-0127290

(b) Enter name and EIN or address of person who provided you disclosure on eligible indirect compensation

(b) Enter name and EIN or address of person who provided you disclosures on eligible indirect compensation

(b) Enter name and EIN or address of person who provided you disclosures on eligible indirect compensation

(b) Enter name and EIN or address of person who provided you disclosures on eligible indirect compensation

(b) Enter name and EIN or address of person who provided you disclosures on eligible indirect compensation

(b) Enter name and EIN or address of person who provided you disclosures on eligible indirect compensation

(b) Enter name and EIN or address of person who provided you disclosures on eligible indirect compensation

(b) Enter name and EIN or address of person who provided you disclosures on eligible indirect compensation

(b) Enter name and EIN or address of person who provided you disclosures on eligible indirect compensation

(b) Enter name and EIN or address of person who provided you disclosures on eligible indirect compensation

(b) Enter name and EIN or address of person who provided you disclosures on eligible indirect compensation

2. Information on Other Service Providers Receiving Direct or Indirect Compensation. Except for those persons for whom you answered "Yes" to line 1a above, complete as many entries as needed to list each person receiving, directly or indirectly, $5,000 or more in total compensation (i.e., money or anything else of value) in connection with services rendered to the plan or their position with the plan during the plan year. (See instructions).

(a) Enter name and EIN or address (see instructions)

PRINCIPAL LIFE INSURANCE COMPANY

42-0127290

(b) Service Code(s)	(c) Relationship to employer, employee organization, or person known to be a party-in-interest	(d) Enter direct compensation paid by the plan. If none, enter -0-.	(e) Did service provider receive indirect compensation? (sources other than plan or plan sponsor)	(f) Did indirect compensation include eligible indirect compensation, for which the plan received the required disclosures?	(g) Enter total indirect compensation received by service provider excluding eligible indirect compensation for which you answered "Yes" to element (f). If none, enter -0-.	(h) Did the service provider give you a formula instead of an amount or estimated amount?
13 37 50 64	CONTRACT ADMINISTRATOR	2895	Yes [X] No [ ]	Yes [X] No [ ]	0	Yes [ ] No [X]

(a) Enter name and EIN or address (see instructions)

(b) Service Code(s)	(c) Relationship to employer, employee organization, or person known to be a party-in-interest	(d) Enter direct compensation paid by the plan. If none, enter -0-.	(e) Did service provider receive indirect compensation? (sources other than plan or plan sponsor)	(f) Did indirect compensation include eligible indirect compensation, for which the plan received the required disclosures?	(g) Enter total indirect compensation received by service provider excluding eligible indirect compensation for which you answered "Yes" to element (f). If none, enter -0-.	(h) Did the service provider give you a formula instead of an amount or estimated amount?
			Yes [ ] No [ ]	Yes [ ] No [ ]		Yes [ ] No [ ]

(a) Enter name and EIN or address (see instructions)

(b) Service Code(s)	(c) Relationship to employer, employee organization, or person known to be a party-in-interest	(d) Enter direct compensation paid by the plan. If none, enter -0-.	(e) Did service provider receive indirect compensation? (sources other than plan or plan sponsor)	(f) Did indirect compensation include eligible indirect compensation, for which the plan received the required disclosures?	(g) Enter total indirect compensation received by service provider excluding eligible indirect compensation for which you answered "Yes" to element (f). If none, enter -0-.	(h) Did the service provider give you a formula instead of an amount or estimated amount?
			Yes [ ] No [ ]	Yes [ ] No [ ]		Yes [ ] No [ ]

2. Information on Other Service Providers Receiving Direct or Indirect Compensation. Except for those persons for whom you answered "Yes" to line 1a above, complete as many entries as needed to list each person receiving, directly or indirectly, $5,000 or more in total compensation (i.e., money or anything else of value) in connection with services rendered to the plan or their position with the plan during the plan year. (See instructions).

(a) Enter name and EIN or address (see instructions)

(b) Service Code(s)	(c) Relationship to employer, employee organization, or person known to be a party-in-interest	(d) Enter direct compensation paid by the plan. If none, enter -0-.	(e) Did service provider receive indirect compensation? (sources other than plan or plan sponsor)	(f) Did indirect compensation include eligible indirect compensation, for which the plan received the required disclosures?	(g) Enter total indirect compensation received by service provider excluding eligible indirect compensation for which you answered "Yes" to element (f). If none, enter -0-.	(h) Did the service provider give you a formula instead of an amount or estimated amount?
			Yes ☐ No ☐	Yes ☐ No ☐		Yes ☐ No ☐

(a) Enter name and EIN or address (see instructions)

(b) Service Code(s)	(c) Relationship to employer, employee organization, or person known to be a party-in-interest	(d) Enter direct compensation paid by the plan. If none, enter -0-.	(e) Did service provider receive indirect compensation? (sources other than plan or plan sponsor)	(f) Did indirect compensation include eligible indirect compensation, for which the plan received the required disclosures?	(g) Enter total indirect compensation received by service provider excluding eligible indirect compensation for which you answered "Yes" to element (f). If none, enter -0-.	(h) Did the service provider give you a formula instead of an amount or estimated amount?
			Yes ☐ No ☐	Yes ☐ No ☐		Yes ☐ No ☐

(a) Enter name and EIN or address (see instructions)

(b) Service Code(s)	(c) Relationship to employer, employee organization, or person known to be a party-in-interest	(d) Enter direct compensation paid by the plan. If none, enter -0-.	(e) Did service provider receive indirect compensation? (sources other than plan or plan sponsor)	(f) Did indirect compensation include eligible indirect compensation, for which the plan received the required disclosures?	(g) Enter total indirect compensation received by service provider excluding eligible indirect compensation for which you answered "Yes" to element (f). If none, enter -0-.	(h) Did the service provider give you a formula instead of an amount or estimated amount?
			Yes ☐ No ☐	Yes ☐ No ☐		Yes ☐ No ☐

Part I Service Provider Information (continued)

3 If you reported on line 2 receipt of indirect compensation, other than eligible indirect compensation, by a service provider, and the service provider is a fiduciary or provides contract administrator, consulting, custodial, investment advisory, investment management, broker, or recordkeeping services, answer the following questions for (a) each source from whom the service provider received $1,000 or more in indirect compensation and (b) each source for whom the service provider gave you a formula used to determine the indirect compensation instead of an amount or estimated amount of the indirect compensation. Complete as many entries as needed to report the required information for each source.

(a) Enter service provider name as it appears on line 2	**(b)** Service Codes (see instructions)	**(c)** Enter amount of indirect compensation
(d) Enter name and EIN (address) of source of indirect compensation	**(e)** Describe the indirect compensation, including any formula used to determine the service provider's eligibility for or the amount of the indirect compensation.	

(a) Enter service provider name as it appears on line 2	**(b)** Service Codes (see instructions)	**(c)** Enter amount of indirect compensation
(d) Enter name and EIN (address) of source of indirect compensation	**(e)** Describe the indirect compensation, including any formula used to determine the service provider's eligibility for or the amount of the indirect compensation.	

(a) Enter service provider name as it appears on line 2	**(b)** Service Codes (see instructions)	**(c)** Enter amount of indirect compensation
(d) Enter name and EIN (address) of source of indirect compensation	**(e)** Describe the indirect compensation, including any formula used to determine the service provider's eligibility for or the amount of the indirect compensation.	

Part II Service Providers Who Fail or Refuse to Provide Information

4 Provide, to the extent possible, the following information for each service provider who failed or refused to provide the information necessary to complete this Schedule.

(a) Enter name and EIN or address of service provider (see instructions)	**(b)** Nature of Service Code(s)	**(c)** Describe the information that the service provider failed or refused to provide

(a) Enter name and EIN or address of service provider (see instructions)	**(b)** Nature of Service Code(s)	**(c)** Describe the information that the service provider failed or refused to provide

(a) Enter name and EIN or address of service provider (see instructions)	**(b)** Nature of Service Code(s)	**(c)** Describe the information that the service provider failed or refused to provide

(a) Enter name and EIN or address of service provider (see instructions)	**(b)** Nature of Service Code(s)	**(c)** Describe the information that the service provider failed or refused to provide

(a) Enter name and EIN or address of service provider (see instructions)	**(b)** Nature of Service Code(s)	**(c)** Describe the information that the service provider failed or refused to provide

(a) Enter name and EIN or address of service provider (see instructions)	**(b)** Nature of Service Code(s)	**(c)** Describe the information that the service provider failed or refused to provide

Part III Termination Information on Accountants and Enrolled Actuaries (see instructions)

(complete as many entries as needed)

a	Name:	**b** EIN:
c	Position:	
d	Address:	**e** Telephone:

Explanation:

a	Name:	**b** EIN:
c	Position:	
d	Address:	**e** Telephone:

Explanation:

a	Name:	**b** EIN:
c	Position:	
d	Address:	**e** Telephone:

Explanation:

a	Name:	**b** EIN:
c	Position:	
d	Address:	**e** Telephone:

Explanation:

a	Name:	**b** EIN:
c	Position:	
d	Address:	**e** Telephone:

Explanation:

SCHEDULE D (Form 5500)

Department of the Treasury
Internal Revenue Service

Department of Labor
Employee Benefits Security Administration

DFE/Participating Plan Information

This schedule is required to be filed under section 104 of the Employee Retirement Income Security Act of 1974 (ERISA).

▶ **File as an attachment to Form 5500.**

OMB No. 1210-0110

2011

This Form is Open to Public Inspection.

For calendar plan year 2011 or fiscal plan year beginning 04/01/2011 and ending 03/31/2012

A Name of plan
YAMAMOTO OF ORIENT, INC. SHARED SAVINGS PLAN

B Three-digit plan number (PN) ▶ 001

C Plan or DFE sponsor's name as shown on line 2a of Form 5500
YAMAMOTO OF ORIENT, INC.

D Employer Identification Number (EIN)
95-2976080

Part I **Information on interests in MTIAs, CCTs, PSAs, and 103-12 IEs (to be completed by plans and DFEs)**
(Complete as many entries as needed to report all interests in DFEs)

a Name of MTIA, CCT, PSA, or 103-12 IE: PRIN SMCAP BLEND SEP ACCT-R6

b Name of sponsor of entity listed in (a): PRINCIPAL LIFE INSURANCE COMPANY

c EIN-PN	**d** Entity code	**e** Dollar value of interest in MTIA, CCT, PSA, or 103 12 IE at end of year (see instructions)
42-0127290-029	P	259204

a Name of MTIA, CCT, PSA, or 103-12 IE: PRIN MIDCAP BLEND SEP ACCT-R6

b Name of sponsor of entity listed in (a): PRINCIPAL LIFE INSURANCE COMPANY

c EIN-PN	**d** Entity code	**e** Dollar value of interest in MTIA, CCT, PSA, or 103 12 IE at end of year (see instructions)
42-0127290-020	P	742637

a Name of MTIA, CCT, PSA, or 103-12 IE: PRIN BOND EMPH BAL SEP ACCT-R6

b Name of sponsor of entity listed in (a): PRINCIPAL LIFE INSURANCE COMPANY

c EIN-PN	**d** Entity code	**e** Dollar value of interest in MTIA, CCT, PSA, or 103-12 IE at end of year (see instructions)
42-0127290-006	P	0

a Name of MTIA, CCT, PSA, or 103-12 IE: PRIN STOCK EMPH BAL SEP ACT-R6

b Name of sponsor of entity listed in (a): PRINCIPAL LIFE INSURANCE COMPANY

c EIN-PN	**d** Entity code	**e** Dollar value of interest in MTIA, CCT, PSA, or 103-12 IE at end of year (see instructions)
42-0127290-032	P	0

a Name of MTIA, CCT, PSA, or 103-12 IE: PRIN GOVT & HQ BOND SA-R6

b Name of sponsor of entity listed in (a): PRINCIPAL LIFE INSURANCE COMPANY

c EIN-PN	**d** Entity code	**e** Dollar value of interest in MTIA, CCT, PSA, or 103-12 IE at end of year (see instructions)
42-0127290-007	P	183747

a Name of MTIA, CCT, PSA, or 103-12 IE: PRIN MONEY MARKET SEP ACCT-R6

b Name of sponsor of entity listed in (a): PRINCIPAL LIFE INSURANCE COMPANY

c EIN-PN	**d** Entity code	**e** Dollar value of interest in MTIA, CCT, PSA, or 103-12 IE at end of year (see instructions)
42-0127290-024	P	721528

a Name of MTIA, CCT, PSA, or 103-12 IE: PRIN SMCAP VALUE SEP ACCT-R6

b Name of sponsor of entity listed in (a): PRINCIPAL LIFE INSURANCE COMPANY

c EIN-PN	**d** Entity code	**e** Dollar value of interest in MTIA, CCT, PSA, or 103-12 IE at end of year (see instructions)
42-0127290-031	P	0

a Name of MTIA, CCT, PSA, or 103-12 IE: PRIN LGCAP GROWTH SEP ACCT-R6

b Name of sponsor of entity listed in (a): PRINCIPAL LIFE INSURANCE COMPANY

c EIN-PN 42-0127290-018	**d** Entity code P	**e** Dollar value of interest in MTIA, CCT, PSA, or 103-12 IE at end of year (see instructions) 38701

a Name of MTIA, CCT, PSA, or 103-12 IE: PRIN MIDCAP GROWTH SEP ACCT-R6

b Name of sponsor of entity listed in (a): PRINCIPAL LIFE INSURANCE COMPANY

c EIN-PN 42-0127290-021	**d** Entity code P	**e** Dollar value of interest in MTIA, CCT, PSA, or 103-12 IE at end of year (see instructions) 71477

a Name of MTIA, CCT, PSA, or 103-12 IE: PRIN U.S. PROPERTY SEP ACCT-R6

b Name of sponsor of entity listed in (a): PRINCIPAL LIFE INSURANCE COMPANY

c EIN-PN 42-0127290-027	**d** Entity code P	**e** Dollar value of interest in MTIA, CCT, PSA, or 103-12 IE at end of year (see instructions) 93493

a Name of MTIA, CCT, PSA, or 103-12 IE: PRIN BOND AND MORTGAGE SA-R6

b Name of sponsor of entity listed in (a): PRINCIPAL LIFE INSURANCE COMPANY

c EIN-PN 42-0127290-005	**d** Entity code P	**e** Dollar value of interest in MTIA, CCT, PSA, or 103-12 IE at end of year (see instructions) 440470

a Name of MTIA, CCT, PSA, or 103-12 IE: PRIN DIVERSIFIED INTL SA-R6

b Name of sponsor of entity listed in (a): PRINCIPAL LIFE INSURANCE COMPANY

c EIN-PN 42-0127290-015	**d** Entity code P	**e** Dollar value of interest in MTIA, CCT, PSA, or 103-12 IE at end of year (see instructions) 307777

a Name of MTIA, CCT, PSA, or 103-12 IE: PRIN LGCAP S&P 500 INDEX SA-R6

b Name of sponsor of entity listed in (a): PRINCIPAL LIFE INSURANCE COMPANY

c EIN-PN 42-0127290-016	**d** Entity code P	**e** Dollar value of interest in MTIA, CCT, PSA, or 103-12 IE at end of year (see instructions) 517258

a Name of MTIA, CCT, PSA, or 103-12 IE: PRIN MIDCAP VALUE I SA-R6

b Name of sponsor of entity listed in (a): PRINCIPAL LIFE INSURANCE COMPANY

c EIN-PN 42-0127290-043	**d** Entity code P	**e** Dollar value of interest in MTIA, CCT, PSA, or 103-12 IE at end of year (see instructions) 22312

a Name of MTIA, CCT, PSA, or 103-12 IE: PRIN SMCAP S&P 600 INDEX SA-R6

b Name of sponsor of entity listed in (a): PRINCIPAL LIFE INSURANCE COMPANY

c EIN-PN 42-0127290-028	**d** Entity code P	**e** Dollar value of interest in MTIA, CCT, PSA, or 103-12 IE at end of year (see instructions) 36677

a Name of MTIA, CCT, PSA, or 103-12 IE: PRIN MIDCAP S&P 400 IDX SA-R6

b Name of sponsor of entity listed in (a): PRINCIPAL LIFE INSURANCE COMPANY

c EIN-PN 42-0127290-023	**d** Entity code P	**e** Dollar value of interest in MTIA, CCT, PSA, or 103-12 IE at end of year (see instructions) 33044

a Name of MTIA, CCT, PSA, or 103-12 IE: PRIN SMALLCAP GROWTH I SA-R6

b Name of sponsor of entity listed in (a): PRINCIPAL LIFE INSURANCE COMPANY

c EIN-PN 42-0127290-070	**d** Entity code P	**e** Dollar value of interest in MTIA, CCT, PSA, or 103-12 IE at end of year (see instructions) 87834

a Name of MTIA, CCT, PSA, or 103-12 IE: PRIN LIFETIME 2010 SEP ACCT-R6

b Name of sponsor of entity listed in (a): PRINCIPAL LIFE INSURANCE COMPANY

c EIN-PN 42-0127290-075	**d** Entity code P	**e** Dollar value of interest in MTIA, CCT, PSA, or 103-12 IE at end of year (see instructions) 55298

a Name of MTIA, CCT, PSA, or 103-12 IE: PRIN LIFETIME 2020 SEP ACCT-R6

b Name of sponsor of entity listed in (a): PRINCIPAL LIFE INSURANCE COMPANY

c EIN-PN 42-0127290-076	**d** Entity code P	**e** Dollar value of interest in MTIA, CCT, PSA, or 103-12 IE at end of year (see instructions) 1273354

a Name of MTIA, CCT, PSA, or 103-12 IE: PRIN LIFETIME 2030 SEP ACCT-R6

b Name of sponsor of entity listed in (a): PRINCIPAL LIFE INSURANCE COMPANY

c EIN-PN 42-0127290-077	**d** Entity code P	**e** Dollar value of interest in MTIA, CCT, PSA, or 103-12 IE at end of year (see instructions) 122246

a Name of MTIA, CCT, PSA, or 103-12 IE: PRIN LIFETIME 2040 SEP ACCT-R6

b Name of sponsor of entity listed in (a): PRINCIPAL LIFE INSURANCE COMPANY

c EIN-PN 42-0127290-078	**d** Entity code P	**e** Dollar value of interest in MTIA, CCT, PSA, or 103-12 IE at end of year (see instructions) 126138

a Name of MTIA, CCT, PSA, or 103-12 IE: PRIN LIFETIME 2050 SEP ACCT-R6

b Name of sponsor of entity listed in (a): PRINCIPAL LIFE INSURANCE COMPANY

c EIN-PN 42-0127290-079	**d** Entity code P	**e** Dollar value of interest in MTIA, CCT, PSA, or 103-12 IE at end of year (see instructions) 44826

a Name of MTIA, CCT, PSA, or 103-12 IE: PRIN LIFETIME STRAT INC SA-R6

b Name of sponsor of entity listed in (a): PRINCIPAL LIFE INSURANCE COMPANY

c EIN-PN 42-0127290-080	**d** Entity code P	**e** Dollar value of interest in MTIA, CCT, PSA, or 103-12 IE at end of year (see instructions) 77992

a Name of MTIA, CCT, PSA, or 103-12 IE: PRIN LARGECAP VALUE I SA-R6

b Name of sponsor of entity listed in (a): PRINCIPAL LIFE INSURANCE COMPANY

c EIN-PN 42-0127290-098	**d** Entity code P	**e** Dollar value of interest in MTIA, CCT, PSA, or 103-12 IE at end of year (see instructions) 213

a Name of MTIA, CCT, PSA, or 103-12 IE:

b Name of sponsor of entity listed in (a):

c EIN-PN	**d** Entity code	**e** Dollar value of interest in MTIA, CCT, PSA, or 103-12 IE at end of year (see instructions)

a Name of MTIA, CCT, PSA, or 103-12 IE:

b Name of sponsor of entity listed in (a):

c EIN-PN	**d** Entity code	**e** Dollar value of interest in MTIA, CCT, PSA, or 103-12 IE at end of year (see instructions)

a Name of MTIA, CCT, PSA, or 103-12 IE:

b Name of sponsor of entity listed in (a):

c EIN-PN	**d** Entity code	**e** Dollar value of interest in MTIA, CCT, PSA, or 103-12 IE at end of year (see instructions)

Part II Information on Participating Plans (to be completed by DFEs)

(Complete as many entries as needed to report all participating plans)

a Plan name	
b Name of plan sponsor	**c** EIN-PN
a Plan name	
b Name of plan sponsor	**c** EIN-PN
a Plan name	
b Name of plan sponsor	**c** EIN-PN
a Plan name	
b Name of plan sponsor	**c** EIN-PN
a Plan name	
b Name of plan sponsor	**c** EIN-PN
a Plan name	
b Name of plan sponsor	**c** EIN-PN
a Plan name	
b Name of plan sponsor	**c** EIN-PN
a Plan name	
b Name of plan sponsor	**c** EIN-PN
a Plan name	
b Name of plan sponsor	**c** EIN-PN
a Plan name	
b Name of plan sponsor	**c** EIN-PN
a Plan name	
b Name of plan sponsor	**c** EIN-PN
a Plan name	
b Name of plan sponsor	**c** EIN-PN

SCHEDULE H (Form 5500)

Department of the Treasury
Internal Revenue Service

Department of Labor
Employee Benefits Security Administration

Pension Benefit Guaranty Corporation

Financial Information

This schedule is required to be filed under section 104 of the Employee Retirement Income Security Act of 1974 (ERISA), and section 6058(a) of the Internal Revenue Code (the Code).

▶ **File as an attachment to Form 5500.**

OMB No. 1210-0110

2011

This Form is Open to Public Inspection

For calendar plan year 2011 or fiscal plan year beginning 04/01/2011 and ending 03/31/2012

A Name of plan
YAMAMOTO OF ORIENT, INC. SHARED SAVINGS PLAN

B Three-digit plan number (PN) ▶ 001

C Plan sponsor's name as shown on line 2a of Form 5500
YAMAMOTO OF ORIENT, INC.

D Employer Identification Number (EIN)
95-2976080

Part I Asset and Liability Statement

1 Current value of plan assets and liabilities at the beginning and end of the plan year. Combine the value of plan assets held in more than one trust. Report the value of the plan's interest in a commingled fund containing the assets of more than one plan on a line-by-line basis unless the value is reportable on lines 1c(9) through 1c(14). Do not enter the value of that portion of an insurance contract which guarantees, during this plan year, to pay a specific dollar benefit at a future date. **Round off amounts to the nearest dollar.** MTIAs, CCTs, PSAs, and 103-12 IEs do not complete lines 1b(1), 1b(2), 1c(8), 1g, 1h, and 1i. CCTs, PSAs, and 103-12 IEs also do not complete lines 1d and 1e. See instructions.

Assets		(a) Beginning of Year	(b) End of Year
a Total noninterest-bearing cash	1a		
b Receivables (less allowance for doubtful accounts):			
(1) Employer contributions	1b(1)	3182	2826
(2) Participant contributions	1b(2)	8645	7845
(3) Other	1b(3)	0	0
c General investments:			
(1) Interest-bearing cash (include money market accounts & certificates of deposit)	1c(1)		
(2) U.S. Government securities	1c(2)		
(3) Corporate debt instruments (other than employer securities):			
(A) Preferred	1c(3)(A)		
(B) All other	1c(3)(B)		
(4) Corporate stocks (other than employer securities):			
(A) Preferred	1c(4)(A)		
(B) Common	1c(4)(B)		
(5) Partnership/joint venture interests	1c(5)		
(6) Real estate (other than employer real property)	1c(6)		
(7) Loans (other than to participants)	1c(7)		
(8) Participant loans	1c(8)	274232	200640
(9) Value of interest in common/collective trusts	1c(9)		
(10) Value of interest in pooled separate accounts	1c(10)	4832632	5256225
(11) Value of interest in master trust investment accounts	1c(11)		
(12) Value of interest in 103-12 investment entities	1c(12)		
(13) Value of interest in registered investment companies (e.g., mutual funds)	1c(13)		
(14) Value of funds held in insurance company general account (unallocated contracts)	1c(14)	1150165	1303878
(15) Other	1c(15)		

		(a) Beginning of Year	(b) End of Year
1d Employer-related investments:			
(1) Employer securities	1d(1)		
(2) Employer real property	1d(2)		
e Buildings and other property used in plan operation	1e		
f Total assets (add all amounts in lines 1a through 1e)	1f	6268856	6771414
Liabilities			
g Benefit claims payable	1g	0	
h Operating payables	1h	0	
i Acquisition indebtedness	1i	0	
j Other liabilities	1j	0	
k Total liabilities (add all amounts in lines 1g through1j)	1k	0	0
Net Assets			
l Net assets (subtract line 1k from line 1f)	1l	6268856	6771414

Part II Income and Expense Statement

2 Plan income, expenses, and changes in net assets for the year. Include all income and expenses of the plan, including any trust(s) or separately maintained fund(s) and any payments/receipts to/from insurance carriers. Round off amounts to the nearest dollar. MTIAs, CCTs, PSAs, and 103-12 IEs do not complete lines 2a, 2b(1)(E), 2e, 2f, and 2g.

Income		(a) Amount	(b) Total
a Contributions:			
(1) Received or receivable in cash from: **(A)** Employers	2a(1)(A)	131883	
(B) Participants	2a(1)(B)	384560	
(C) Others (including rollovers)	2a(1)(C)	9118	
(2) Noncash contributions	2a(2)		
(3) Total contributions. Add lines **2a(1)(A), (B), (C),** and line **2a(2)**	2a(3)		525561
b Earnings on investments:			
(1) Interest:			
(A) Interest-bearing cash (including money market accounts and certificates of deposit)	2b(1)(A)	0	
(B) U.S. Government securities	2b(1)(B)	0	
(C) Corporate debt instruments	2b(1)(C)	0	
(D) Loans (other than to participants)	2b(1)(D)	0	
(E) Participant loans	2b(1)(E)	12464	
(F) Other	2b(1)(F)	27818	
(G) Total interest. Add lines **2b(1)(A)** through **(F)**	2b(1)(G)		40282
(2) Dividends: **(A)** Preferred stock	2b(2)(A)	0	
(B) Common stock	2b(2)(B)	0	
(C) Registered investment company shares (e.g. mutual funds)	2b(2)(C)	0	
(D) Total dividends. Add lines **2b(2)(A)**, **(B)**, and **(C)**	2b(2)(D)		0
(3) Rents	2b(3)		0
(4) Net gain (loss) on sale of assets: **(A)** Aggregate proceeds	2b(4)(A)	0	
(B) Aggregate carrying amount (see instructions)	2b(4)(B)	0	
(C) Subtract line **2b(4)(B)** from line **2b(4)(A)** and enter result	2b(4)(C)		0

			(a) Amount	(b) Total
2b	(5) Unrealized appreciation (depreciation) of assets: (A) Real estate	2b(5)(A)	0	
	(B) Other	2b(5)(B)	0	
	(C) Total unrealized appreciation of assets. Add lines 2b(5)(A) and (B)	2b(5)(C)		0
	(6) Net investment gain (loss) from common/collective trusts	2b(6)		0
	(7) Net investment gain (loss) from pooled separate accounts	2b(7)		210740
	(8) Net investment gain (loss) from master trust investment accounts	2b(8)		0
	(9) Net investment gain (loss) from 103-12 investment entities	2b(9)		0
	(10) Net investment gain (loss) from registered investment companies (e.g., mutual funds)	2b(10)		0
c	Other income	2c		4968
d	Total income. Add all **income** amounts in column (b) and enter total	2d		781551
	Expenses			
e	Benefit payment and payments to provide benefits:			
	(1) Directly to participants or beneficiaries, including direct rollovers	2e(1)	257315	
	(2) To insurance carriers for the provision of benefits	2e(2)	0	
	(3) Other	2e(3)	0	
	(4) Total benefit payments. Add lines 2e(1) through (3)	2e(4)		257315
f	Corrective distributions (see instructions)	2f		18782
g	Certain deemed distributions of participant loans (see instructions)	2g		0
h	Interest expense	2h		
i	Administrative expenses: (1) Professional fees	2i(1)	0	
	(2) Contract administrator fees	2i(2)	2896	
	(3) Investment advisory and management fees	2i(3)	0	
	(4) Other	2i(4)	0	
	(5) Total administrative expenses. Add lines 2i(1) through (4)	2i(5)		2896
j	Total expenses. Add all **expense** amounts in column (b) and enter total	2j		278993
	Net Income and Reconciliation			
k	Net income (loss). Subtract line 2j from line 2d	2k		502558
l	Transfers of assets:			
	(1) To this plan	2l(1)		0
	(2) From this plan	2l(2)		0

Part III Accountant's Opinion

3 Complete lines 3a through 3c if the opinion of an independent qualified public accountant is attached to this Form 5500. Complete line 3d if an opinion is not attached.

a The attached opinion of an independent qualified public accountant for this plan is (see instructions):

(1) [ ] Unqualified **(2)** [ ] Qualified **(3)** [X] Disclaimer **(4)** [ ] Adverse

b Did the accountant perform a limited scope audit pursuant to 29 CFR 2520.103-8 and/or 103-12(d)? [X] Yes [ ] No

c Enter the name and EIN of the accountant (or accounting firm) below:

(1) Name: THOMAS F. SEYMOUR **(2)** EIN: 95-4404968

d The opinion of an independent qualified public accountant is **not attached** because:

(1) [ ] This form is filed for a CCT, PSA, or MTIA. **(2)** [ ] It will be attached to the next Form 5500 pursuant to 29 CFR 2520.104-50.

Part IV Compliance Questions

4 CCTs and PSAs do not complete Part IV. MTIAs, 103-12 IEs, and GIAs do not complete 4a, 4e, 4f, 4g, 4h, 4k, 4m, 4n, or 5. 103-12 IEs also do not complete 4j and 4l. MTIAs also do not complete 4l.

During the plan year:

		Yes	No	Amount
a	Was there a failure to transmit to the plan any participant contributions within the time period described in 29 CFR 2510.3-102? Continue to answer "Yes" for any prior year failures until fully corrected. (See instructions and DOL's Voluntary Fiduciary Correction Program.)	**4a**	X		6002
b	Were any loans by the plan or fixed income obligations due the plan in default as of the close of the plan year or classified during the year as uncollectible? Disregard participant loans secured by participant's account balance. (Attach Schedule G (Form 5500) Part I if "Yes" is checked.)	**4b**		X	0
c	Were any leases to which the plan was a party in default or classified during the year as uncollectible? (Attach Schedule G (Form 5500) Part II if "Yes" is checked.)	**4c**		X	0
d	Were there any nonexempt transactions with any party-in-interest? (Do not include transactions reported on line 4a. Attach Schedule G (Form 5500) Part III if "Yes" is checked.)	**4d**		X	0
e	Was this plan covered by a fidelity bond?	**4e**	X		100000
f	Did the plan have a loss, whether or not reimbursed by the plan's fidelity bond, that was caused by fraud or dishonesty?	**4f**		X	
g	Did the plan hold any assets whose current value was neither readily determinable on an established market nor set by an independent third party appraiser?	**4g**		X	
h	Did the plan receive any noncash contributions whose value was neither readily determinable on an established market nor set by an independent third party appraiser?	**4h**		X	
i	Did the plan have assets held for investment? (Attach schedule(s) of assets if "Yes" is checked, and see instructions for format requirements.)	**4i**	X		
j	Were any plan transactions or series of transactions in excess of 5% of the current value of plan assets? (Attach schedule of transactions if "Yes" is checked, and see instructions for format requirements.)	**4j**		X	
k	Were all the plan assets either distributed to participants or beneficiaries, transferred to another plan, or brought under the control of the PBGC?	**4k**		X	
l	Has the plan failed to provide any benefit when due under the plan?	**4l**		X	
m	If this is an individual account plan, was there a blackout period? (See instructions and 29 CFR 2520.101-3.)	**4m**		X	
n	If 4m was answered "Yes," check the "Yes" box if you either provided the required notice or one of the exceptions to providing the notice applied under 29 CFR 2520.101-3.	**4n**			

5a Has a resolution to terminate the plan been adopted during the plan year or any prior plan year? If "Yes," enter the amount of any plan assets that reverted to the employer this year ☐ **Yes** ☒ **No** **Amount:**

5b If, during this plan year, any assets or liabilities were transferred from this plan to another plan(s), identify the plan(s) to which assets or liabilities were transferred. (See instructions.)

5b(1) Name of plan(s)	**5b(2)** EIN(s)	**5b(3)** PN(s)

SCHEDULE R (Form 5500)

Department of the Treasury
Internal Revenue Service

Department of Labor
Employee Benefits Security Administration

Pension Benefit Guaranty Corporation

Retirement Plan Information

This schedule is required to be filed under section 104 and 4065 of the Employee Retirement Income Security Act of 1974 (ERISA) and section 6058(a) of the Internal Revenue Code (the Code).

▶ **File as an attachment to Form 5500.**

OMB No. 1210-0110

2011

This Form is Open to Public Inspection.

For calendar plan year 2011 or fiscal plan year beginning 04/01/2011 and ending 03/31/2012

A Name of plan
YAMAMOTO OF ORIENT, INC. SHARED SAVINGS PLAN

B Three-digit plan number (PN) ▶ 001

C Plan sponsor's name as shown on line 2a of Form 5500
YAMAMOTO OF ORIENT, INC.

D Employer Identification Number (EIN)
95-2976080

Part I Distributions

All references to distributions relate only to payments of benefits during the plan year.

1 Total value of distributions paid in property other than in cash or the forms of property specified in the instructions **1** 0

2 Enter the EIN(s) of payor(s) who paid benefits on behalf of the plan to participants or beneficiaries during the year (if more than two, enter EINs of the two payors who paid the greatest dollar amounts of benefits):

EIN(s): 42-0127290

Profit-sharing plans, ESOPs, and stock bonus plans, skip line 3.

3 Number of participants (living or deceased) whose benefits were distributed in a single sum, during the plan year. **3**

Part II Funding Information (If the plan is not subject to the minimum funding requirements of section of 412 of the Internal Revenue Code or ERISA section 302, skip this Part)

4 Is the plan administrator making an election under Code section 412(d)(2) or ERISA section 302(d)(2)? ..... ☐ **Yes** ☐ **No** ☐ **N/A**

If the plan is a defined benefit plan, go to line 8.

5 If a waiver of the minimum funding standard for a prior year is being amortized in this plan year, see instructions and enter the date of the ruling letter granting the waiver. **Date:** Month _____ Day _____ Year _____

If you completed line 5, complete lines 3, 9, and 10 of Schedule MB and do not complete the remainder of this schedule.

6 **a** Enter the minimum required contribution for this plan year (include any prior year accumulated funding deficiency not waived) **6a**

b Enter the amount contributed by the employer to the plan for this plan year **6b**

c Subtract the amount in line 6b from the amount in line 6a. Enter the result (enter a minus sign to the left of a negative amount) **6c**

If you completed line 6c, skip lines 8 and 9.

7 Will the minimum funding amount reported on line 6c be met by the funding deadline? ..... ☐ **Yes** ☐ **No** ☐ **N/A**

8 If a change in actuarial cost method was made for this plan year pursuant to a revenue procedure or other authority providing automatic approval for the change or a class ruling letter, does the plan sponsor or plan administrator agree with the change? ..... ☐ **Yes** ☐ **No** ☐ **N/A**

Part III Amendments

9 If this is a defined benefit pension plan, were any amendments adopted during this plan year that increased or decreased the value of benefits? If yes, check the appropriate box. If no, check the "No" box. ..... ☐ **Increase** ☐ **Decrease** ☐ **Both** ☐ **No**

Part IV ESOPs (see instructions). If this is not a plan described under Section 409(a) or 4975(e)(7) of the Internal Revenue Code, skip this Part.

10 Were unallocated employer securities or proceeds from the sale of unallocated securities used to repay any exempt loan? ..... ☐ **Yes** ☐ **No**

11 **a** Does the ESOP hold any preferred stock? ..... ☐ **Yes** ☐ **No**

b If the ESOP has an outstanding exempt loan with the employer as lender, is such loan part of a "back-to-back" loan? (See instructions for definition of "back-to-back" loan.) ..... ☐ **Yes** ☐ **No**

12 Does the ESOP hold any stock that is not readily tradable on an established securities market? ..... ☐ **Yes** ☐ **No**

Part V Additional Information for Multiemployer Defined Benefit Pension Plans

13 Enter the following information for each employer that contributed more than 5% of total contributions to the plan during the plan year (measured in dollars). See instructions. *Complete as many entries as needed to report all applicable employers.*

a Name of contributing employer

b EIN **c** Dollar amount contributed by employer

d Date collective bargaining agreement expires *(If employer contributes under more than one collective bargaining agreement, check box* ☐ *and see instructions regarding required attachment. Otherwise, enter the applicable date.)* Month _____ Day _____ Year _____

e Contribution rate information *(If more than one rate applies, check this box* ☐ *and see instructions regarding required attachment. Otherwise, complete items 13e(1) and 13e(2).)*
(1) Contribution rate (in dollars and cents) _____
(2) Base unit measure: ☐ Hourly ☐ Weekly ☐ Unit of production ☐ Other (specify):

---

a Name of contributing employer

b EIN **c** Dollar amount contributed by employer

d Date collective bargaining agreement expires *(If employer contributes under more than one collective bargaining agreement, check box* ☐ *and see instructions regarding required attachment. Otherwise, enter the applicable date.)* Month _____ Day _____ Year _____

e Contribution rate information *(If more than one rate applies, check this box* ☐ *and see instructions regarding required attachment. Otherwise, complete items 13e(1) and 13e(2).)*
(1) Contribution rate (in dollars and cents) _____
(2) Base unit measure: ☐ Hourly ☐ Weekly ☐ Unit of production ☐ Other (specify): _____

---

a Name of contributing employer

b EIN **c** Dollar amount contributed by employer

d Date collective bargaining agreement expires *(If employer contributes under more than one collective bargaining agreement, check box* ☐ *and see instructions regarding required attachment. Otherwise, enter the applicable date.)* Month _____ Day _____ Year _____

e Contribution rate information *(If more than one rate applies, check this box* ☐ *and see instructions regarding required attachment. Otherwise, complete items 13e(1) and 13e(2).)*
(1) Contribution rate (in dollars and cents) _____
(2) Base unit measure: ☐ Hourly ☐ Weekly ☐ Unit of production ☐ Other (specify): _____

---

a Name of contributing employer

b EIN **c** Dollar amount contributed by employer

d Date collective bargaining agreement expires *(If employer contributes under more than one collective bargaining agreement, check box* ☐ *and see instructions regarding required attachment. Otherwise, enter the applicable date.)* Month _____ Day _____ Year _____

e Contribution rate information *(If more than one rate applies, check this box* ☐ *and see instructions regarding required attachment. Otherwise, complete items 13e(1) and 13e(2).)*
(1) Contribution rate (in dollars and cents) _____
(2) Base unit measure: ☐ Hourly ☐ Weekly ☐ Unit of production ☐ Other (specify): _____

---

a Name of contributing employer

b EIN **c** Dollar amount contributed by employer

d Date collective bargaining agreement expires *(If employer contributes under more than one collective bargaining agreement, check box* ☐ *and see instructions regarding required attachment. Otherwise, enter the applicable date.)* Month _____ Day _____ Year _____

e Contribution rate information *(If more than one rate applies, check this box* ☐ *and see instructions regarding required attachment. Otherwise, complete items 13e(1) and 13e(2).)*
(1) Contribution rate (in dollars and cents) _____
(2) Base unit measure: ☐ Hourly ☐ Weekly ☐ Unit of production ☐ Other (specify): _____

---

a Name of contributing employer

b EIN **c** Dollar amount contributed by employer

d Date collective bargaining agreement expires *(If employer contributes under more than one collective bargaining agreement, check box* ☐ *and see instructions regarding required attachment. Otherwise, enter the applicable date.)* Month _____ Day _____ Year _____

e Contribution rate information *(If more than one rate applies, check this box* ☐ *and see instructions regarding required attachment. Otherwise, complete items 13e(1) and 13e(2).)*
(1) Contribution rate (in dollars and cents) _____
(2) Base unit measure: ☐ Hourly ☐ Weekly ☐ Unit of production ☐ Other (specify): _____

14 Enter the number of participants on whose behalf no contributions were made by an employer as an employer of the participant for:

a The current year	**14a**	
b The plan year immediately preceding the current plan year	**14b**	
c The second preceding plan year	**14c**	

15 Enter the ratio of the number of participants under the plan on whose behalf no employer had an obligation to make an employer contribution during the current plan year to:

a The corresponding number for the plan year immediately preceding the current plan year	**15a**	
b The corresponding number for the second preceding plan year	**15b**	

16 Information with respect to any employers who withdrew from the plan during the preceding plan year:

a Enter the number of employers who withdrew during the preceding plan year	**16a**	
b If item 16a is greater than 0, enter the aggregate amount of withdrawal liability assessed or estimated to be assessed against such withdrawn employers	**16b**	

17 If assets and liabilities from another plan have been transferred to or merged with this plan during the plan year, check box and see instructions regarding supplemental information to be included as an attachment. ☐

Part VI Additional Information for Single-Employer and Multiemployer Defined Benefit Pension Plans

18 If any liabilities to participants or their beneficiaries under the plan as of the end of the plan year consist (in whole or in part) of liabilities to such participants and beneficiaries under two or more pension plans as of immediately before such plan year, check box and see instructions regarding supplemental information to be included as an attachment ☐

19 If the total number of participants is 1,000 or more, complete items (a) through (c)

a Enter the percentage of plan assets held as:
Stock: _____% Investment-Grade Debt: _____% High-Yield Debt: _____% Real Estate: _____% Other: _____%

b Provide the average duration of the combined investment-grade and high-yield debt:
☐ 0-3 years ☐ 3-6 years ☐ 6-9 years ☐ 9-12 years ☐ 12-15 years ☐ 15-18 years ☐ 18-21 years ☐ 21 years or more

c What duration measure was used to calculate item 19(b)?
☐ Effective duration ☐ Macaulay duration ☐ Modified duration ☐ Other (specify):

Yamamoto of the Orient, Inc.

Shared Savings Plan

March 31, 2012 and 2011

YAMAMOTO OF ORIENT, INC. SHARED SAVINGS PLAN

Table of Contents

	Page
Report of Certified Public Accountant	1
Financial Statements	
Statements of Net Assets Available for Plan Benefits	2
Statement of Changes in Net Assets Available for Plan Benefits	3
Notes to Financial Statements	4 - 16
Supplementary Information	
Schedule of Assets Held for Investment	17 -19

Thomas F. Seymour
& Co.
C. P. A.

Independent Auditor's Report

Trustees of Yamamoto of Orient, Inc.
Shared Savings Plan
Pomona, California

We were engaged to audit the accompanying statements of net assets available for plan benefits (modified cash basis) of Yamamoto of Orient, Inc. Shared Savings Plan as of March 31, 2012 and 2011, and the related statement of changes in net assets available for plan benefits for the year ended March 31, 2012, and supplemental schedule as of March 31, 2012. These financial statements are the responsibility of the Plan's management.

As described in Note 2, these financial statements and supplemental schedules were presented on the modified cash basis of accounting, which is a comprehensive basis of accounting other than generally accepted accounting principles.

As permitted by 29 CFR 2520.103-8 of the Department of Labor's Rules and Regulation's for Reporting and Disclosure under the Employee Retirement Income Security Act of 1974, the plan administrator instructed us not to perform, and we did not perform, any auditing procedures with respect to the information summarized in Note 3, which was certified by Principle Mutual Life Insurance Company (custodian), except for comparing the information with the related information included in the financial statements and supplemental schedules. We have been informed by the plan administrator that the custodian of the Plan, holds the Plan's investment assets and executes investment transactions. The plan administrator has obtained certification from the custodian as of and for the years ended March 31, 2012 and 2011, that the information provided to the plan administrator by the custodian were complete and accurate.

Because of the significance of the information that we did not audit, we are unable to, and do not express an opinion on the accompanying financial statements and schedules taken as a whole. The form and content of the information included in the financial statements and schedules, other than that derived from the information certified by the custodian, have been audited by us in accordance with generally accepted auditing standards and, in our opinion, are presented in compliance with the Department of Labor's Rules and Regulations and Disclosure under the Employee Retirement Income Security Act of 1974.

December 28, 2012

THOMAS F. SEYMOUR & CO., CPA

Post Office Box 861828
1301 N. Santa Ana Avenue, Suite 208
Arcadia, California 91006-1828
(626) 445-3588 Fax (626) 821-2881
Email: tseymourcpa@aol.com

YAMAMOTO OF ORIENT, INC. SHARED SAVINGS PLAN

Statements of Net Assets Available for Plan Benefits

March 31, 2012 and March 31, 2011

	2012	2011
Assets:		
Receivables:		
Employer contributions	2,826	3,182
Participant contributions	7,845	8,645
Total receivables	10,671	11,827
Investments, at fair value (Note 3):		
Separate Accounts	5,256,227	4,832,632
Participant loans	200,640	274,232
Guaranteed interest accounts	1,303,878	1,150,164
Total investments	6,760,745	6,257,028
Total assets	6,771,416	6,268,855
Liabilities	-	-
Net assets available for plan benefits	$ 6,771,416	$ 6,268,855

See accompanying notes and accountant's audit report.

YAMAMOTO OF ORIENT, INC. SHARED SAVINGS PLAN

Statement of Changes in Net Assets Available for Plan Benefits

For the Year Ended March 31, 2012

Additions in net assets attributed to:	
Contributions:	
Participants	$ 384,560
Employers	131,883
Rollover	9,118
Total	525,561
Investment income:	
Participant loans	0
Other	0
Total	0
Net investment gain (loss)	251,440
Less, investors manager's fees (Note 4)	-
Net investment income	777,001
Other income	4,548
Total additions	781,549
Deductions from net assets attributed to:	
Benefits paid to participants	257,315
Corrective distributions	18,781
Administrative expense	350
Withdrawal charges and fees	441
Loan expense	2,101
Total deductions	278,988
Net increase (decrease)	502,561
Net assets available for plan benefits:	
Beginning of year	6,268,855
End of year	$ 6,771,416

See accompanying notes and accountant's audit report.

ETEM20130117EAAM13017000868PFGDSMEXPAPP117

YAMAMOTO OF ORIENT, INC. SHARED SAVINGS PLAN

Notes to Financial Statements

March 31, 2012 and 2011

1. Description of plan

The following description of the Yamamoto of Orient, Inc. Shared Savings Plan (the Plan) provides only general information. Participants should refer to the Plan agreement or a more complete description of the Plan's provisions.

General

Effective April 1, 1995, Yamamoto of Orient, Inc. and certain affiliates ("Sponsor") adopted a trusteed profit sharing 401(k) salary reduction thrift plan. The Plan obtained its latest determination letter on July 23, 1996, in which the Internal Revenue Service stated that the Plan, as then designed, was in compliance with the applicable requirements of the Internal Revenue Code upon the restatement of the Plan. The Plan administrator and trustees believe that the Plan is currently designed and being operated in compliance with the applicable requirements of the Internal Revenue Code. Therefore, they believe that the Plan was qualified and the related trust was tax-exempt as of the financial statement date.

The Plan is a defined contribution plan covering substantially all employees who have had one year of service. It is subject to the provisions of the Employee Retirement Income Security Act of 1974 (ERISA).

Contributions

Each year, participants may contribute up to 15% of pretax annual compensation, as defined by Plan. Participants may also contribute amounts representing distributions from other qualified defined benefit or contribution plans. The Companies contribute 50% of each participant's contribution up to 6% of each participant's pretax annual compensation. Additional amounts may be contributed at the option of the Companies' boards of directors. Contributions to the Plan are subject to certain limitations.

Participant accounts

Each active participant's account is credited with the participant's contribution and an allocation of (a) the Company's contributions, (b) Plan earnings, (c) forfeitures of terminated participants' non-vested accounts, and (d) charged with an allocation of administrative expenses. Allocations are based on participant earnings, as defined.



ETEM20130117EAAM13017000868PFGDSMEXPAPP117

YAMAMOTO OF ORIENT, INC. SHARED SAVINGS PLAN

Notes to Financial Statements

March 31, 2012 and 2011

1. Description of plan

Participant accounts - (continued)

Vesting

Participant accounts become 20% vested after one year of service and then increase at the rate of an additional 20% per year, becoming fully vested after five years of service.

Investment options - separate accounts

Money Market - This account invests in high-quality, short-term securities. For the most part, the account lends money to companies that need short-term financing (commercial paper). The value of the investment changes daily based on interest and expenses.

Bond & Mortgage - This account invests primarily in intermediate-term, investment-grade, fixed-income securities. These securities are mainly private-placement bonds and commercial mortgages. The value of the investment changes daily based on interest rates, movement in market values and expenses.

Government Securities - This account invests in fixed-income securities of the U.S. government and related entities. Mainly, the securities are pools of residential mortgages on which the principal and interest payments are backed by the government or related agencies. The value of the investment changes daily based on interest rates, movement in market values and expenses.

Bond Emphasis Balanced - This account invests in a cross section of other investment accounts offered by Principal Life. While emphasizing fixed-income investing, the account also holds positions in Principal Life's stock and real estate accounts.

Large Cap Stock Index 500 - This account invests in 500 of the nation's largest companies, the same ones found in the Standard & Poor's 500 Stock Index (S&P 500). Like the S&P 500, the account is a barometer of the U.S. stock market. The value of the investment changes daily based on dividends, movement in stock prices and expenses.

ETEM20130117EAAM13017000868PFGDSMEXPAPP117

YAMAMOTO OF ORIENT, INC. SHARED SAVINGS PLAN

Notes to Financial Statements

March 31, 2012 and 2011

1. Description of plan

Investment options - separate accounts (continued)

Lifetime Strategic Income - The investment seeks current income. The fund primarily invests in shares of other Principal Investors funds. The underlying funds are intended to give the fund moderate exposure to the domestic and foreign equity and fixed income markets. In deciding how to allocate the fund's assets among the underlying funds, the sub-advisor considers long-term asset class returns and volatility assumptions. There are no minimum or maximum percentages in which the fund must invest in any underlying fund.

Lifetime 2010 - The investment seeks a total return consisting of long-term growth of capital and current income. The fund primarily invests in shares of other Principal Investors funds. The underlying funds are intended to give the fund broad exposure to the domestic and foreign equity and fixed income markets. The sub-advisor intends to allocate assets so that within approximately five to ten years after the year 2010, the fund's assets invested in the underlying funds match the asset allocation of the Principal Lifetime Strategic Income fund.

Lifetime 2020 - The investment seeks a total return consisting of long-term growth of capital and current income. The fund primarily invests in shares of other Principal Investors funds. The underlying funds are intended to give the fund broad exposure to the domestic and foreign equity and fixed income markets. Principal intends to allocate assets so that approximately five to ten years after the year 2020, the fund's assets invested in the underlying funds match the asset allocation of the Principal Lifetime Strategic Income fund.

Lifetime 2030 -The investment seeks a total return consisting of long-term growth of capital and current income. The fund primarily invests in shares of other Principal Investors funds. The underlying funds are intended to give the fund broad exposure to the domestic and foreign equity and fixed income markets. The sub-advisor intends to allocate assets so that within approximately five to ten years after the year 2030, the fund's assets invested in the underlying funds match the asset allocation of the Principal Lifetime Strategic Income fund.

Lifetime 2040 - The investment seeks a total return consisting of long-term growth of capital and current income. The fund primarily invests in shares of other Principal Investors funds. The underlying funds are intended to give the fund broad exposure to the domestic and foreign equity and fixed income markets. The sub-advisor intends to allocate assets so that within approximately five to ten years after the year 2040, the fund's assets invested in the underlying funds match the asset allocation of the Principal Lifetime Strategic Income fund

See accountant's audit report.



YAMAMOTO OF ORIENT, INC. SHARED SAVINGS PLAN

Notes to Financial Statements

March 31, 2012 and 2011

1. Description of plan

Investment options - separate accounts (continued)

Lifetime 2050 - Te investment seeks a return consisting of long-term growth of capital and current income. The fund primarily invests in shares of other Principal Investors funds. The underlying funds are intended to give the fund broad exposure to the domestic and foreign equity and fixed income markets. The sub-advisor intends to allocate assets so that within approximately ten to fifteen years after the year 2050, the fund's assets invested in the underlying funds match the asset allocation of the Principal Lifetime Strategic Income fund.

Large-Cap Value II - The investment seeks long-term growth of capital. The fund invests primarily in common stocks and other equity securities of large capitalization companies. Equity securities include common stock, preferred stock, and equity-equivalent securities, such as securities convertible into common stock, stock futures contracts or stock index future contracts.

Partners Mid-Cap Value - The investment seeks long-term growth of capital. The fund normally invests at least 80% of assets in common stocks of companies with a medium market capitalization whose market capitalizations similar to companies in the Russell Midcap Value index (as of December 31, 2005, this range was between approximately $563 million and$18.1 billion) at the time of purchase. It may invest up to 25% of assets in securities of foreign

Stock Emphasis Balanced - This account invests in a cross section of other investment accounts offered by Principal Life. While emphasizing investments in stocks, the account also holds positions in Principal Life's fixed-income and real estate accounts. The value of investment changes daily based on dividends, movement in stock prices and expenses.

U.S. Property - The Principal U.S. Property Separate Account invests the majority of assets on commercial real estate holdings. It focuses on properties that return both lease income and appreciation of the buildings' marketable value. The property holdings usually contain real estate from the multi-family, office, warehouse/manufacturing, and retail sectors.



YAMAMOTO OF ORIENT, INC. SHARED SAVINGS PLAN

Notes to Financial Statements

March 31, 2012 and 2011

1. Description of plan

Investment options - separate accounts (continued)

Large Company Growth - The investment option primarily invests in common stocks of large capitalization companies with strong earnings growth potential. It normally invests the majority of assets in companies with large market capitalizations at the time of purchase. Management places strong emphasis on companies it believes are guided by high quality management teams. It also attempts to identify those companies that are market leaders possessing the ability to control pricing and margins in their respective industries. It may invest up to 25% of assets in foreign securities.

Medium Company Blend - This account invests in stocks of medium-sized companies with relatively inexpensive stock prices and good earnings potential. The value of the investment changes daily based on dividends, movement in stock prices and expenses.

Medium Company Growth - This account invests in stocks of medium-sized companies that are focused on growing their businesses. The value of the investment changes daily based on dividends, movement in stock prices and expenses.

Principal Mid Cap Stock Index - The investment option normally invests the majority of assets in common stocks of companies that compose the S&P MidCap 400 Index. Management attempts to mirror the investment performance of the index by allocating assets in approximately the same weightings as the S&P Index. Over the long-term, management seeks a very close correlation between the performance of the Separate Account before expenses and that of the S&P 400 Index.

Small - Cap Growth III - The investment seeks long-term capital growth. The investment seeks long-term capital growth. The fund normally invests at least 80% of assets in equity securities of companies with small market capitalizations, the highest market capitalization of the companies in the Russel 2500 Growth index (as of December 31, 2006, the range was between approximately $56 million and $7.4 billion), at the time of purchase. Market capitalization is defined as total current market value of a company's outstanding common stock. It may invest up to 25% of assets in securities of foreign companies.



See accountant's audit report.

ETEM20130117EAAM13017000868PFGDSMEXPAPP117

YAMAMOTO OF ORIENT, INC. SHARED SAVINGS PLAN

Notes to Financial Statements

March 31, 2012 and 2011

1 Description of plan

Investment options - separate accounts (continued)

Small Company Blend - This account invests in stocks of smaller companies with some seasoning in their industries and with relatively strong earnings records and balance sheets. The value of the investment changes daily based on dividends, movement in stock prices and

Small Company Value -The investment seeks long-term growth of capital and invests primarily in common stocks of small capitalization companies. It normally invests the majority of assets in companies with market capitalizations similar to those companies in the Russell 2000 Value Index. Management focuses on stocks of small-sized companies that are undervalued at the time of purchase. These companies are often characterized by below-average stock price earnings ratios and above-average dividend yields. The Separate Account may invest up to 25% of assets in foreign securities.

Principal Small Cap Stock Index - The investment seeks long-term growth of capital and normally invests the majority of assets in common stocks of companies that compose the S&P Small Cap 600 Index. Management attempts to mirror the investment performance of the index by allocating assets in approximately the same weightings as the S&P 600 Index. Over the long-term, management seeks a very close correlation between the performance of the Separate Account before expenses and that of the S&P 600 Index.

International Stock - The investment option normally invests the majority of assets in companies in at least three different countries. It invests in securities of companies with their principal place of business or principal office outside of the Unites States; companies for which the principal securities trade on foreign exchange; and companies, regardless of where their securities are traded, that derive 50% or more of their total revenue from goods or services produced or sold outside of the United States. The Separate Account may invest securities of companies with small to medium market capitalizations.

Participant notes receivable

Participants may borrow from their fund accounts a minimum of $ 1,000 up to a maximum equal to the lesser of $ 50,000 or 50% of their account balance. Loan terms range up to 5 years with payments, including interest, required quarterly. The loans are secured by the balance in the participant's account and bear rates commensurate with local prevailing rates as determined by the Plan administrator. Principal and interest is paid ratably through payroll deductions.

See accountant's audit report.

YAMAMOTO OF ORIENT, INC. SHARED SAVINGS PLAN

Notes to Financial Statements

March 31, 2012 and 2011

1. Description of plan

Investment options - separate accounts (continued)

Payment of benefits

Upon a break in service, a participant is entitled to receive the vested balance of his account within 60 days of the close of the Plan year unless he elects to defer payment to a later date. Benefits are distributed in cash. Upon the death of a terminated or retired participant for whom benefits are still held by the trustee, the designated beneficiary becomes eligible for the benefits. If the death of a participant occurs prior to his normal retirement date, the accrued benefit becomes 100% vested.

Forfeited accounts

At March 31, 2012, there were no forfeited non-vested accounts. These accounts are used to reduce future employer contributions.

2. Summary of significant accounting policies

Basis of accounting

The financial statements are presented on the modified cash basis, except for contributions which are accrued. Assets and liabilities are stated at current values. Quoted market prices are used to value investments.

Estimates

The preparation of financial statements on a comprehensive basis of accounting other than generally accepted accounting principles requires management to make estimates and assumptions that affect certain reported amounts and disclosures. Accordingly, actual results could differ from those estimates.

Investment valuation and income recognition

The Plan's investments are stated at fair values except for its investment contract which is valued at contract value (Note 3). Shares in registered investment companies are at quoted market prices which represent the net asset value of shares held by the Plan at year end. Participant notes receivable are valued at cost which approximates fair value.



YAMAMOTO OF ORIENT, INC. SHARED SAVINGS PLAN

Notes to Financial Statements

March 31, 2012 and 2011

2. Summary of significant accounting policies - (continued)

The change in the difference between current value and the cost of investments (net appreciation or depreciation in the fair value of investments) is reflected in the statement of changes in net assets available for plan benefits and included in other income.

Net Appreciation in Fair Value of Investments

Realized gains and losses on investments are based in the market value of the assets at the beginning of the year, or at the time of purchase for assets purchased during the year, and the related fair value on the day the investments are sold during the year. Unrealized gains and losses on investments are based on the market value of the assets at the beginning of the year, or at the time of purchase for assets purchased during the year, and the related fair value at the end of the year. Net realized and unrealized depreciation in fair value of investments is reflected in the accompanying Statement of Changes in Net Assets Available for Plan Benefits.

Payment of benefits

Benefits are recorded when paid.

3. Investments

In 1995, the Plan entered into an investment contract with Principal Mutual Insurance Company (Principal). Principal maintains the contributions in a pooled account. The account is credited with earnings on the underlying investments (principally private placement bonds, commercial mortgages, and residential mortgages) and charged with Plan withdrawals and administrative expenses charged by Principal.

The contract is included in the financial statements at contract value, which approximates fair value, as reported to the Plan by Principal. Contract value represents contributions made under the contract, plus earnings, less Plan withdrawals and administrative expenses.

The Plan investments have been managed by the custodian, Principal Mutual Life Insurance Company. The custodian, at its discretion, invests and reinvests Plan assets. Investments are monitored by the Administrative Committee (appointed by the trustor, Yamamoto of Orient, Inc. and affiliates).



ETEM20130117EAAM13017000868PFGDSMEXPAPP117

YAMAMOTO OF ORIENT, INC. SHARED SAVINGS PLAN

Notes to Financial Statements

March 31, 2012 and 2011

Statements certified by fiduciaries

As allowed under Section 2520.103-8 of the Department of Labor Rules and Regulations for Reporting and Disclosure under the Employee Retirement Income Security Act of 1974, the Plan administrator instructed us not to perform, and we did not perform, any auditing procedures with respect to the cost and market value of assets, income and losses from investments, and administrative expenses, which were certified by the Principal.

The fair market values (FMV) of investments certified by the Principal are summarized as follows. Investments that represent five percent or more of the Plan's net assets, are separately identified:

	FMV	
	2012	2011
Guaranteed Interest Accounts	$ 1,303,878	$ 1,150,164
Separate Accounts:		
Money Market	721,528	724,004
Bond and Mortgage	440,470	400,548
Government Securities	183,747	200,783
Bond Emphasis Balanced		144,228
International Stock	307,777	328,129
Small Company Value		34,267
Small Company Blend	259,204	209,359
Large Company Growth	38,701	29,600
U.S. Property	93,493	27,655
Partners Mid-Cap Value	22,313	16,814
Lifetime 2010	55,298	62
Lifetime 2020	1,273,354	797,400
Lifetime 2030	122,246	70,421
Lifetime 2040	126,138	63,805
Lifetime 2050	44,826	25,484
Lifetime Strategic Income	77,992	18,900
Principal Small Cap Stock Index	36,677	33,697
Principal Mid Cap Stock Index	33,044	30,408
Small Cap Growth I	87,834	62,800
Large Cap Value I	213	2,081
Medium Company Blend	742,637	647,170
Medium Company Growth	71,477	126,490
Large Cap Stock Index 500	517,258	464,809
Stock Emphasis Balanced		373,718

See accountant's audit report.

ETEM20130117EAAM13017000868PFGDSMEXPAPP117

YAMAMOTO OF ORIENT, INC. SHARED SAVINGS PLAN

Notes to Financial Statements

March 31, 2012 and 2011

3. Investments - (continued)

			5,256,227	4,832,632
	Total contract balance		6,560,105	5,982,796
	Plan loans receivable		200,640	274,232
	Total investments	$	6,760,745	$ 6,257,028
Contributions:				
	Employer	$	131,883	$ 131,090
	Participant		384,560	359,033
	Rollover		9,118	
	Total contributions	$	525,561	$ 490,123

Principal Mutual Life Insurance Company

Unrealized earnings on investments	251,440	514,209
Benefit payments	257,315	117,190

Supplementary information:
- Schedules of Assets Held for Investments Purposes

The following represents investments which were participant directed that represent 5% or more of the Plan's net assets.

	FMV	
	2012	2011
Guaranteed Interest Accounts	$ 1,303,878	$ 1,150,164
Separate Accounts:		
Money Market	721,528	724,004
Bond and Mortgage	440,470	400,548
Lifetime 2020	1,273,354	797,400
International Stock	307,777	328,129
Small Company Blend	259,204	209,359
Medium Company Blend	742,637	647,170
Stock Index 500	517,258	464,809
Stock Emphasis Balanced		373,718

See accountant's audit report.

YAMAMOTO OF ORIENT, INC. SHARED SAVINGS PLAN

Notes to Financial Statements

March 31, 2012 and 2011

4. Fair Value Measurements

Financial Accounting Standards Board (FASB) Statement No. 157, *Fair Value Measurements*, established a framework for measuring fair value. That framework provides a fair value hierarchy that prioritizes the inputs to valuation techniques used to measure fair value. The hierarchy gives the highest priority to unadjusted quoted prices in active markets for identical assets or liabilities (level 1 measurements) and the lowest priority to unobservable inputs (level 3 measurements). The three levels of the fair value hierarchy under FASB Statement No. 157 are described as

Level 1	Inputs to the valuation methodology are unadjusted quoted prices for identical assets or liabilities in active markets that the plan has ability to access.
Level 2	Inputs to the valuation method include: • quoted prices for similar assets or liabilities in active markets • quoted prices for identical or similar assets or liabilities in inactive markets • inputs other than quoted prices that are observable for the assets or liability • inputs that are derived principally from or corroborated by observable market data by correlation or other means If the assets or liability has a specified (contractual) term, the level two input must be observable for substantially the full term of the asset or liability.
Level 3	Inputs to the valuation method are unobservable and significant to the fair value measurement.

The asset or liability's fair market value measurement level within the fair value hierarchy is based on the lowest level of any input that is significant to the fair value measurement. Valuation techniques used need to maximize the use of observable inputs and minimize the use of unobservable inputs.

Following is the description of the valuation methodologies used for assets measured at fair value.

Guaranteed investment contracts: Valued at fair value by discounting the related cash flows based in current yields of similar instruments with comparable durations considering the credit-worthiness of the issuer.

Pool separate accounts: Valued at the net asset value (NAV) of shares held by the plan at the end of the year.

Mutual funds: Valued at the net asset value (NAV) of shares held by the Plan at year end.

ETEM20130117EAAM13017000868PFGDSMEXPAPP117

YAMAMOTO OF ORIENT, INC. SHARED SAVINGS PLAN

Notes to Financial Statements

March 31, 2012 and 2011

4. Fair Value Measurements -(continued)

Company commons tock/Common stock/Other (Contingent value rights): Valued at the closing price reported on the active market on which the individual securities are traded.

Participant loans: Valued at amortized cost, which approximates fair value.

The preceding methods described may produce a fair value calculation that may not be indicative of net realizable value or reflective of future fair values. Furthermore, although the Plan believes its valuation methods are appropriate and consistent with other market participants, the use of different methodologies or assumptions to determine the fair value of certain financial instruments could result in a different fair value measurement at the reporting date.

The following table sets forth by level, within fair value hierarchy, the Plan's assets at fair value as of March 31, 2012.

	Assets at Fair Value as of March 31, 2012			
	Level 1	Level 2	Level 3	Level 4
Guaranteed investment accounts	$	$	$ 1,303,878	$
Mutual funds				
Pooled separate accounts	5,256,227			
Company common stock				
Common stock				
Other				
Participant loans			274,232	
Total assets at fair value	$ 5,256,227	$	$ 1,578,110	$

The following table sets forth a summary of changes in the fair value of the Plan's level 3 assets for the year ended March 31, 2011.

Level 3 Assets
Year End March 31, 2012

	Guaranteed interest accounts	Participant loans
Balance, beginning of the year	$ 1,150,164	$ 274,232
Unrealized gains (losses)		
Purchases, sales, issuances, and settlements		
Balance, at end of year	$ 1,150,164	$ 274,232

See accountant's audit report.

ETEM20130117EAAM13017000868PFGDSMEXPAPP117

YAMAMOTO OF ORIENT, INC. SHARED SAVINGS PLAN

Notes to Financial Statements

March 31, 2012 and 2011

4. Administrative expenses

The Sponsor absorbs all direct costs associated with Plan administration other than investment manager's fees. These costs, which are not reflected in the accompanying financial statements, include accounting, legal and administrator fees.

5. Plan termination

Although it has not expressed any intent to do so, the Company has the right under the Plan to discontinue its contributions at any time and to terminate the Plan subject to the provisions of ERISA. In the event of Plan termination, the participants will become 100% vested in their accounts.

6. Tax Status

As described in Note 1 the Plan was most recently amended on May 15, 2002. The Internal Revenue Service has determined and informed the company by a letter dated August 7, 2001, that the Plan and related trust are designed in accordance with applicable sections of the Internal Revenue Code (IRC).

7. Risks and Uncertainties

The plan invests in various investment securities. Investment securities are exposed to various risks as interest rate, market, and credit risks. Due to the level of risk associated with certain investment securities, it is at least reasonably possible that changes in the values of investment securities will occur in the near term and that such changes could materially affect the amounts reported in the statement of net assets available for benefits.

Plan contributions are made and reported based on certain assumptions pertaining to interest rates, inflation rates and employee demographics, all of which are subject to change. Due to uncertainties inherent in the estimations and assumptions process, it is as least reasonably possible that changes in these estimates and assumptions in the near term would be material to the financial statements.



ETEM20130117EAAM13017000868PFGDSMEXPAPP117

Supplementary Information



ETEM20130117EAAM1301700086PFGDSMEXPAPP117

Thursday 17 of Jan 2013, PFG-Local FAX702 ->PFG-FAX401 Page 22 of 24

YAMAMOTO OF ORIENT, INC. SHARED SAVINGS PLAN

Supplemental Schedule

Item 27a - Schedule of Assets Held for Investment Purposes

As of March 31, 2012

Identification Number: 95-2976080

Plan Number: 001

(a)	(b) Identity of issue borrower, lessor, or similar party	(c) Description of investment including maturity date, rate of interest, collateral, par of maturity value	(d) Cost	(e) Current Value
	Nippon Life Insurance Co.	Guaranteed Interest	- 0 -	1,303,878
	Principal Mutual Life Insurance Co.	Pooled Separate Account Money Market	- 0 -	721,528
	Principal Mutual Life Insurance Co.	Pooled Separate Account Bond and Mortgage	- 0 -	440,470
	Principal Mutual Life Insurance Co.	Pooled Separate Account Government Security	- 0 -	183,747
	Principal Mutual Life Insurance Co.	Pooled Separate Account Large Capital Stock Index	- 0 -	517,258
	Principal Mutual Life Insurance Co.	Pooled Separate Account Principal Lifetime Strategic Income	- 0 -	77,992
	Principal Mutual Life Insurance Co.	Pooled Separate Account Lifetime 2010	- 0 -	55,298
	Principal Mutual Life Insurance Co.	Pooled Separate Account Lifetime 2020 See accountant's audit report.	- 0 -	1,273,354

ETEM20130117EAAM1301700086PFGDSMEXPAPP117

Thursday 17 of Jan 2013, PFG-Local FAX702 ->PFG-FAX401 Page 23 of 24

YAMAMOTO OF ORIENT, INC. SHARED SAVINGS PLAN

Supplemental Schedule - (Continued)

Item 27a - Schedule of Assets Held for Investment Purposes

As of March 31, 2012

Identification Number: 95-2976080

Plan Number: 001

(a)	(b) Identity of issue borrower, lessor, or similar party	(c) Description of investment including maturity date, rate of interest, collateral, par of maturity value	(d) Cost	(e) Current Value
	Principal Mutual Life Insurance Co.	Pooled Separate Account Lifetime 2030	- 0 -	122,246
	Principal Mutual Life Insurance Co.	Pooled Separate Account Lifetime 2040	- 0 -	126,138
	Principal Mutual Life Insurance Co.	Pooled Separate Account Lifetime 2050	- 0 -	44,826
	Principal Mutual Life Insurance Co.	Pooled Separate Account Large Cap Value II	- 0 -	213
	Principal Mutual Life Insurance Co.	Pooled Separate Account Mid-Cap Value	- 0 -	22,313
	Principal Mutual Life Insurance Co.	Pooled Separate Account Principal U.S. Property	- 0 -	93,493
	Principal Mutual Life Insurance Co.	Pooled Separate Account Large Company Growth	- 0 -	38,701

See accountant's audit report.

ETEM20130117EAAM1301700086PFGDSMEXPAPP117

Thursday 17 of Jan 2013, PFG-Local FAX702 ->PFG-FAX401 Page 24 of 24

YAMAMOTO OF ORIENT, INC. SHARED SAVINGS PLAN

Supplemental Schedule - (Continued)

Item 27a - Schedule of Assets Held for Investment Purposes

As of March 31, 2012

Identification Number: 95-2976080

Plan Number: 001

(a)	(b) Identity of issue borrower, lessor, or similar party	(c) Description of investment including maturity date, rate of interest, collateral, par of maturity value	(d) Cost	(e) Current Value
	Principal Mutual Life Insurance Co.	Pooled Separate Account Medium Company Blend	- 0 -	742,637
	Principal Mutual Life Insurance Co.	Pooled Separate Account Medium Company Growth	- 0 -	71,477
	Principal Mutual Life Insurance Co.	Pooled Separate Account Principle Mid Cap Stock Index	- 0 -	33,044
	Principal Mutual Life Insurance Co.	Pooled Separate Account Small Cap Growth III	- 0 -	87,834
	Principal Mutual Life Insurance Co.	Pooled Separate Account Small Company Blend	- 0 -	259,204
	Principal Mutual Life Insurance Co.	Pooled Separate Account Small Company Value	- 0 -	0
	Principal Mutual Life Insurance Co.	Pooled Separate Account Principle Small Cap Stock Index	- 0 -	36,677
	Principal Mutual Life Insurance Co.	Pooled Separate Account International Stock	- 0 -	307,777
	Participant Loans	Pooled Separate Account Large Capital Stock Index	- 0 -	200,640
			0	6,760,745

See accountant's audit report.

F051TF

SCHEDULE H, line 4i - SCHEDULE OF ASSETS (HELD AT END OF YEAR)

YAMAMOTO OF ORIENT, INC. SHARED SAVINGS PLAN

EIN 95 2976080
PLAN NUMBER 001
PLAN YEAR 04/01/2011 TO 03/31/2012

(A)	(B) Identity of issuer, borrower, lessor or similar party.	(C) Description of investment including maturity date, rate of interest, collateral, par or maturity value.	(D) Cost	(E) Current Value
*	Principal Life Insurance Company	Insurance Company General Guaranteed Interest	$ 0.00	$ 1,303,877.80
*	Principal Life Insurance Company	Pooled Separate Accounts Prin Bond and Mortgage SA-R6	$ 0.00	$ 440,470.10
*	Principal Life Insurance Company	Pooled Separate Accounts Prin Diversified Intl SA-R6	$ 0.00	$ 307,776.58
*	Principal Life Insurance Company	Pooled Separate Accounts Prin Govt & HQ Bond SA-R6	$ 0.00	$ 183,746.68
*	Principal Life Insurance Company	Pooled Separate Accounts Prin LargeCap Value I SA-R6	$ 0.00	$ 213.09
*	Principal Life Insurance Company	Pooled Separate Accounts Prin LgCap Growth Sep Acct-R6	$ 0.00	$ 38,701.02
*	Principal Life Insurance Company	Pooled Separate Accounts Prin LgCap S&P 500 Index SA-R6	$ 0.00	$ 517,257.99
*	Principal Life Insurance Company	Pooled Separate Accounts Prin LifeTime Strat Inc SA-R6	$ 0.00	$ 77,992.35
*	Principal Life Insurance Company	Pooled Separate Accounts Prin LifeTime 2010 Sep Acct-R6	$ 0.00	$ 55,297.77
*	Principal Life Insurance Company	Pooled Separate Accounts Prin LifeTime 2020 Sep Acct-R6	$ 0.00	$ 1,273,353.88
*	Principal Life Insurance Company	Pooled Separate Accounts Prin LifeTime 2030 Sep Acct-R6	$ 0.00	$ 122,246.44
*	Principal Life Insurance Company	Pooled Separate Accounts Prin LifeTime 2040 Sep Acct-R6	$ 0.00	$ 126,137.81
*	Principal Life Insurance Company	Pooled Separate Accounts Prin LifeTime 2050 Sep Acct-R6	$ 0.00	$ 44,825.66
*	Principal Life Insurance Company	Pooled Separate Accounts Prin MidCap Blend Sep Acct-R6	$ 0.00	$ 742,637.10
*	Principal Life Insurance Company	Pooled Separate Accounts Prin MidCap Growth Sep Acct-R6	$ 0.00	$ 71,477.08

SCHEDULE H, line 4i - SCHEDULE OF ASSETS (HELD AT END OF YEAR)

F051TF

SCHEDULE H, line 4i - SCHEDULE OF ASSETS (HELD AT END OF YEAR)

YAMAMOTO OF ORIENT, INC. SHARED SAVINGS PLAN

EIN 95 2976080
PLAN NUMBER 001
PLAN YEAR 04/01/2011 TO 03/31/2012

(A)	(B) Identity of issuer, borrower, lessor or similar party.	(C) Description of investment including maturity date, rate of interest, collateral, par or maturity value.	(D) Cost	(E) Current Value
*	Principal Life Insurance Company	Pooled Separate Accounts Prin MidCap S&P 400 Idx SA-R6	$ 0.00	$ 33,044.00
*	Principal Life Insurance Company	Pooled Separate Accounts Prin MidCap Value I SA-R6	$ 0.00	$ 22,312.37
*	Principal Life Insurance Company	Pooled Separate Accounts Prin Money Market Sep Acct-R6	$ 0.00	$ 721,528.14
*	Principal Life Insurance Company	Pooled Separate Accounts Prin SmallCap Growth I SA-R6	$ 0.00	$ 87,833.88
*	Principal Life Insurance Company	Pooled Separate Accounts Prin SmCap Blend Sep Acct-R6	$ 0.00	$ 259,203.60
*	Principal Life Insurance Company	Pooled Separate Accounts Prin SmCap S&P 600 Index SA-R6	$ 0.00	$ 36,676.94
*	Principal Life Insurance Company	Pooled Separate Accounts Prin U.S. Property Sep Acct-R6	$ 0.00	$ 93,492.55
	Participant Loans	Range of Interest Rates Rates Range From 5.25% To 11.50%	$ 0.00	$ 200,640.00

SCHEDULE H, line 4i - SCHEDULE OF ASSETS (HELD AT END OF YEAR)