Form 5500

Department of the Treasury
Internal Revenue Service

Department of Labor
Employee Benefits Security Administration

Pension Benefit Guaranty Corporation

Annual Return/Report of Employee Benefit Plan

This form is required to be filed for employee benefit plans under sections 104 and 4065 of the Employee Retirement Income Security Act of 1974 (ERISA) and sections 6047(e), 6057(b), and 6058(a) of the Internal Revenue Code (the Code).

▶ **Complete all entries in accordance with the instructions to the Form 5500.**

OMB Nos. 1210-0110
1210-0089

2012

This Form is Open to Public Inspection

Part I Annual Report Identification Information

For calendar plan year 2012 or fiscal plan year beginning 01/01/2012 and ending 12/31/2012

A This return/report is for:
- [ ] a multiemployer plan;
- [ ] a multiple-employer plan; or
- [X] a single-employer plan;
- [ ] a DFE (specify) ____

B This return/report is:
- [ ] the first return/report;
- [ ] the final return/report;
- [ ] an amended return/report;
- [ ] a short plan year return/report (less than 12 months).

C If the plan is a collectively-bargained plan, check here. . . . . ▶ [ ]

D Check box if filing under:
- [X] Form 5558;
- [ ] automatic extension;
- [ ] the DFVC program;
- [ ] special extension (enter description)

Part II Basic Plan Information—enter all requested information

1a Name of plan
NATERRA INTL. INC. 401(K) PLAN

1b Three-digit plan number (PN) ▶ 001

1c Effective date of plan 01/01/1997

2a Plan sponsor's name and address; include room or suite number (employer, if for a single-employer plan)

NATERRA INTERNATIONAL

1200 LAKESIDE PKWY BLDG 3 STE 300
FLOWER MOUND, TX 75028

2b Employer Identification Number (EIN)
75-2567840

2c Sponsor's telephone number
972-616-6100

2d Business code (see instructions)
812990

Caution: A penalty for the late or incomplete filing of this return/report will be assessed unless reasonable cause is established.

Under penalties of perjury and other penalties set forth in the instructions, I declare that I have examined this return/report, including accompanying schedules, statements and attachments, as well as the electronic version of this return/report, and to the best of my knowledge and belief, it is true, correct, and complete.

SIGN HERE	Filed with authorized/valid electronic signature.	10/15/2013	PETER SONG
	Signature of plan administrator	Date	Enter name of individual signing as plan administrator
SIGN HERE	Filed with authorized/valid electronic signature.	10/15/2013	PETER SONG
	Signature of employer/plan sponsor	Date	Enter name of individual signing as employer or plan sponsor
SIGN HERE			
	Signature of DFE	Date	Enter name of individual signing as DFE

Preparer's name (including firm name, if applicable) and address; include room or suite number. (optional)

Preparer's telephone number (optional)

3a Plan administrator's name and address [X] Same as Plan Sponsor Name [ ] Same as Plan Sponsor Address

3b Administrator's EIN

3c Administrator's telephone number

4 If the name and/or EIN of the plan sponsor has changed since the last return/report filed for this plan, enter the name, EIN and the plan number from the last return/report:

a Sponsor's name

4b EIN

4c PN

5	Total number of participants at the beginning of the plan year	**5**	156
6	Number of participants as of the end of the plan year (welfare plans complete only lines **6a, 6b, 6c,** and **6d**).		
a	Active participants	**6a**	153
b	Retired or separated participants receiving benefits	**6b**	0
c	Other retired or separated participants entitled to future benefits	**6c**	17
d	Subtotal. Add lines **6a**, **6b**, and **6c**	**6d**	170
e	Deceased participants whose beneficiaries are receiving or are entitled to receive benefits	**6e**	1
f	Total. Add lines **6d** and **6e**	**6f**	171
g	Number of participants with account balances as of the end of the plan year (only defined contribution plans complete this item)	**6g**	154
h	Number of participants that terminated employment during the plan year with accrued benefits that were less than 100% vested	**6h**	12
7	Enter the total number of employers obligated to contribute to the plan (only multiemployer plans complete this item)	**7**	

8a If the plan provides pension benefits, enter the applicable pension feature codes from the List of Plan Characteristics Codes in the instructions:
2E 2G 2J 2K 2T 3D

b If the plan provides welfare benefits, enter the applicable welfare feature codes from the List of Plan Characteristics Codes in the instructions:

9a Plan funding arrangement (check all that apply)

(1)	[X]	Insurance
(2)	[ ]	Code section 412(e)(3) insurance contracts
(3)	[X]	Trust
(4)	[ ]	General assets of the sponsor

9b Plan benefit arrangement (check all that apply)

(1)	[X]	Insurance
(2)	[ ]	Code section 412(e)(3) insurance contracts
(3)	[ ]	Trust
(4)	[ ]	General assets of the sponsor

10 Check all applicable boxes in 10a and 10b to indicate which schedules are attached, and, where indicated, enter the number attached. (See instructions)

a Pension Schedules

(1)	[X]	**R** (Retirement Plan Information)
(2)	[ ]	**MB** (Multiemployer Defined Benefit Plan and Certain Money Purchase Plan Actuarial Information) - signed by the plan actuary
(3)	[ ]	**SB** (Single-Employer Defined Benefit Plan Actuarial Information) - signed by the plan actuary

b General Schedules

(1)	[X]		**H** (Financial Information)
(2)	[ ]		**I** (Financial Information – Small Plan)
(3)	[X]	1	**A** (Insurance Information)
(4)	[X]		**C** (Service Provider Information)
(5)	[X]		**D** (DFE/Participating Plan Information)
(6)	[ ]		**G** (Financial Transaction Schedules)

SCHEDULE A (Form 5500)

Department of the Treasury
Internal Revenue Service

Department of Labor
Employee Benefits Security Administration

Pension Benefit Guaranty Corporation

Insurance Information

This schedule is required to be filed under section 104 of the Employee Retirement Income Security Act of 1974 (ERISA).

▶ **File as an attachment to Form 5500.**

▶ Insurance companies are required to provide the information pursuant to ERISA section 103(a)(2).

OMB No. 1210-0110

2012

This Form is Open to Public Inspection

For calendar plan year 2012 or fiscal plan year beginning 01/01/2012 and ending 12/31/2012

A Name of plan
NATERRA INTL. INC. 401(K) PLAN

B Three-digit plan number (PN) ▶ 001

C Plan sponsor's name as shown on line 2a of Form 5500
NATERRA INTERNATIONAL

D Employer Identification Number (EIN)
75-2567840

Part I Information Concerning Insurance Contract Coverage, Fees, and Commissions

Provide information for each contract on a separate Schedule A. Individual contracts grouped as a unit in Parts II and III can be reported on a single Schedule A.

1 Coverage Information:

(a) Name of insurance carrier

HARTFORD LIFE INSURANCE COMPANY

(b) EIN	(c) NAIC code	(d) Contract or identification number	(e) Approximate number of persons covered at end of policy or contract year	Policy or contract year	
				(f) From	(g) To
06-0974148	88072	GA-821545	154	01/01/2012	12/31/2012

2 Insurance fee and commission information. Enter the total fees and total commissions paid. List in line 3 the agents, brokers, and other persons in descending order of the amount paid.

(a) Total amount of commissions paid	(b) Total amount of fees paid
3226	0

3 Persons receiving commissions and fees. (Complete as many entries as needed to report all persons).

(a) Name and address of the agent, broker, or other person to whom commissions or fees were paid

SECURITIES AMERICA INC

SECURITIES AMERICA INC 12325 PORT G
LA VISTA, NE 68128

(b) Amount of sales and base commissions paid	Fees and other commissions paid		(e) Organization code
	(c) Amount	(d) Purpose	
3226			3

(a) Name and address of the agent, broker, or other person to whom commissions or fees were paid

(b) Amount of sales and base commissions paid	Fees and other commissions paid		(e) Organization code
	(c) Amount	(d) Purpose	

(a) Name and address of the agent, broker, or other person to whom commissions or fees were paid

(b) Amount of sales and base commissions paid	Fees and other commissions paid		**(e)** Organization code
	(c) Amount	**(d)** Purpose	

(a) Name and address of the agent, broker, or other person to whom commissions or fees were paid

(b) Amount of sales and base commissions paid	Fees and other commissions paid		**(e)** Organization code
	(c) Amount	**(d)** Purpose	

(a) Name and address of the agent, broker, or other person to whom commissions or fees were paid

(b) Amount of sales and base commissions paid	Fees and other commissions paid		**(e)** Organization code
	(c) Amount	**(d)** Purpose	

(a) Name and address of the agent, broker, or other person to whom commissions or fees were paid

(b) Amount of sales and base commissions paid	Fees and other commissions paid		**(e)** Organization code
	(c) Amount	**(d)** Purpose	

(a) Name and address of the agent, broker, or other person to whom commissions or fees were paid

(b) Amount of sales and base commissions paid	Fees and other commissions paid		**(e)** Organization code
	(c) Amount	**(d)** Purpose	

Part II Investment and Annuity Contract Information

Where individual contracts are provided, the entire group of such individual contracts with each carrier may be treated as a unit for purposes of this report.

4	Current value of plan's interest under this contract in the general account at year end	4	91524
5	Current value of plan's interest under this contract in separate accounts at year end	5	1755156

6 Contracts With Allocated Funds:

a State the basis of premium rates ▶

b	Premiums paid to carrier	6b	
c	Premiums due but unpaid at the end of the year	6c	
d	If the carrier, service, or other organization incurred any specific costs in connection with the acquisition or retention of the contract or policy, enter amount.	6d	

Specify nature of costs ▶

e Type of contract: (1) ☐ individual policies (2) ☐ group deferred annuity

(3) ☐ other (specify) ▶

f If contract purchased, in whole or in part, to distribute benefits from a terminating plan check here ▶ ☐

7 Contracts With Unallocated Funds (Do not include portions of these contracts maintained in separate accounts)

a Type of contract: (1) ☐ deposit administration (2) ☐ immediate participation guarantee

(3) ☐ guaranteed investment (4) ☒ other ▶ GROUP FUNDING AGREEMENT

b	Balance at the end of the previous year			7b	0
c	Additions: (1) Contributions deposited during the year	7c(1)	2889		
	(2) Dividends and credits	7c(2)			
	(3) Interest credited during the year	7c(3)	136		
	(4) Transferred from separate account	7c(4)	88468		
	(5) Other (specify below)	7c(5)	34		
	▶ LOAN PYMT				
	(6) Total additions			7c(6)	91527
d	Total of balance and additions (add lines **7b** and **7c(6)**).			7d	91527
e	Deductions:				
	(1) Disbursed from fund to pay benefits or purchase annuities during year	7e(1)	0		
	(2) Administration charge made by carrier	7e(2)	2		
	(3) Transferred to separate account	7e(3)	0		
	(4) Other (specify below)	7e(4)	0		
	▶				
	(5) Total deductions			7e(5)	2
f	Balance at the end of the current year (subtract line **7e(5)** from line **7d**)			7f	91525

Part III Welfare Benefit Contract Information

If more than one contract covers the same group of employees of the same employer(s) or members of the same employee organizations(s), the information may be combined for reporting purposes if such contracts are experience-rated as a unit. Where contracts cover individual employees, the entire group of such individual contracts with each carrier may be treated as a unit for purposes of this report.

8 Benefit and contract type (check all applicable boxes)

a ☐ Health (other than dental or vision) **b** ☐ Dental **c** ☐ Vision **d** ☐ Life insurance

e ☐ Temporary disability (accident and sickness) **f** ☐ Long-term disability **g** ☐ Supplemental unemployment **h** ☐ Prescription drug

i ☐ Stop loss (large deductible) **j** ☐ HMO contract **k** ☐ PPO contract **l** ☐ Indemnity contract

m ☐ Other (specify) ▶

9 Experience-rated contracts:				
a Premiums: (1) Amount received	**9a(1)**			
(2) Increase (decrease) in amount due but unpaid	**9a(2)**			
(3) Increase (decrease) in unearned premium reserve	**9a(3)**			
(4) Earned (**(1)** + **(2)** - **(3)**)			**9a(4)**	
b Benefit charges (1) Claims paid	**9b(1)**			
(2) Increase (decrease) in claim reserves	**9b(2)**			
(3) Incurred claims (add **(1)** and **(2)**)			**9b(3)**	
(4) Claims charged			**9b(4)**	
c Remainder of premium: (1) Retention charges (on an accrual basis) --				
(A) Commissions	**9c(1)(A)**			
(B) Administrative service or other fees	**9c(1)(B)**			
(C) Other specific acquisition costs	**9c(1)(C)**			
(D) Other expenses	**9c(1)(D)**			
(E) Taxes	**9c(1)(E)**			
(F) Charges for risks or other contingencies	**9c(1)(F)**			
(G) Other retention charges	**9c(1)(G)**			
(H) Total retention			**9c(1)(H)**	
(2) Dividends or retroactive rate refunds. (These amounts were ☐ paid in cash, or ☐ credited.)			**9c(2)**	
d Status of policyholder reserves at end of year: (1) Amount held to provide benefits after retirement			**9d(1)**	
(2) Claim reserves			**9d(2)**	
(3) Other reserves			**9d(3)**	
e Dividends or retroactive rate refunds due. (Do not include amount entered in line **9c(2)**.)			**9e**	
10 Nonexperience-rated contracts:				
a Total premiums or subscription charges paid to carrier			**10a**	
b If the carrier, service, or other organization incurred any specific costs in connection with the acquisition or retention of the contract or policy, other than reported in Part I, line 2 above, report amount.			**10b**	

Specify nature of costs ▶

Part IV Provision of Information

11 Did the insurance company fail to provide any information necessary to complete Schedule A? ☐ Yes ☒ No

12 If the answer to line 11 is "Yes," specify the information not provided. ▶

SCHEDULE C (Form 5500)	Service Provider Information	OMB No. 1210-0110
Department of the Treasury Internal Revenue Service Department of Labor Employee Benefits Security Administration Pension Benefit Guaranty Corporation	This schedule is required to be filed under section 104 of the Employee Retirement Income Security Act of 1974 (ERISA). ▶ **File as an attachment to Form 5500.**	**2012** **This Form is Open to Public Inspection.**

For calendar plan year 2012 or fiscal plan year beginning 01/01/2012 and ending 12/31/2012

A Name of plan
NATERRA INTL. INC. 401(K) PLAN

B Three-digit plan number (PN) ▶ 001

C Plan sponsor's name as shown on line 2a of Form 5500
NATERRA INTERNATIONAL

D Employer Identification Number (EIN)
75-2567840

Part I Service Provider Information (see instructions)

You must complete this Part, in accordance with the instructions, to report the information required for **each person** who received, directly or indirectly, $5,000 or more in total compensation (i.e., money or anything else of monetary value) in connection with services rendered to the plan or the person's position with the plan during the plan year. If a person received **only** eligible indirect compensation for which the plan received the required disclosures, you are required to answer line 1 but are not required to include that person when completing the remainder of this Part.

1 Information on Persons Receiving Only Eligible Indirect Compensation

a Check "Yes" or "No" to indicate whether you are excluding a person from the remainder of this Part because they received only eligible indirect compensation for which the plan received the required disclosures (see instructions for definitions and conditions).. . . . . ☐ Yes ☒ No

b If you answered line 1a "Yes," enter the name and EIN or address of each person providing the required disclosures for the service providers who received only eligible indirect compensation. Complete as many entries as needed (see instructions).

(b) Enter name and EIN or address of person who provided you disclosures on eligible indirect compensation

(b) Enter name and EIN or address of person who provided you disclosure on eligible indirect compensation

(b) Enter name and EIN or address of person who provided you disclosures on eligible indirect compensation

(b) Enter name and EIN or address of person who provided you disclosures on eligible indirect compensation

(b) Enter name and EIN or address of person who provided you disclosures on eligible indirect compensation

(b) Enter name and EIN or address of person who provided you disclosures on eligible indirect compensation

(b) Enter name and EIN or address of person who provided you disclosures on eligible indirect compensation

(b) Enter name and EIN or address of person who provided you disclosures on eligible indirect compensation

(b) Enter name and EIN or address of person who provided you disclosures on eligible indirect compensation

(b) Enter name and EIN or address of person who provided you disclosures on eligible indirect compensation

(b) Enter name and EIN or address of person who provided you disclosures on eligible indirect compensation

(b) Enter name and EIN or address of person who provided you disclosures on eligible indirect compensation

2. Information on Other Service Providers Receiving Direct or Indirect Compensation. Except for those persons for whom you answered "Yes" to line 1a above, complete as many entries as needed to list each person receiving, directly or indirectly, $5,000 or more in total compensation (i.e., money or anything else of value) in connection with services rendered to the plan or their position with the plan during the plan year. (See instructions).

(a) Enter name and EIN or address (see instructions)

HARTFORD LIFE INSURANCE COMPANY

06-0974148

(b) Service Code(s)	(c) Relationship to employer, employee organization, or person known to be a party-in-interest	(d) Enter direct compensation paid by the plan. If none, enter -0-.	(e) Did service provider receive indirect compensation? (sources other than plan or plan sponsor)	(f) Did indirect compensation include eligible indirect compensation, for which the plan received the required disclosures?	(g) Enter total indirect compensation received by service provider excluding eligible indirect compensation for which you answered "Yes" to element (f). If none, enter -0-.	(h) Did the service provider give you a formula instead of an amount or estimated amount?
15 23 37 38 49 50 54 55 56 59 60 62 63 64 65 66	NONE	699	Yes [X] No [ ]	Yes [X] No [ ]	0	Yes [X] No [ ]

(a) Enter name and EIN or address (see instructions)

(b) Service Code(s)	(c) Relationship to employer, employee organization, or person known to be a party-in-interest	(d) Enter direct compensation paid by the plan. If none, enter -0-.	(e) Did service provider receive indirect compensation? (sources other than plan or plan sponsor)	(f) Did indirect compensation include eligible indirect compensation, for which the plan received the required disclosures?	(g) Enter total indirect compensation received by service provider excluding eligible indirect compensation for which you answered "Yes" to element (f). If none, enter -0-.	(h) Did the service provider give you a formula instead of an amount or estimated amount?
67 99			Yes [ ] No [ ]	Yes [ ] No [ ]		Yes [ ] No [ ]

(a) Enter name and EIN or address (see instructions)

MESIROW FINANCIAL INVEST MANAGE INC

36-3429599

(b) Service Code(s)	(c) Relationship to employer, employee organization, or person known to be a party-in-interest	(d) Enter direct compensation paid by the plan. If none, enter -0-.	(e) Did service provider receive indirect compensation? (sources other than plan or plan sponsor)	(f) Did indirect compensation include eligible indirect compensation, for which the plan received the required disclosures?	(g) Enter total indirect compensation received by service provider excluding eligible indirect compensation for which you answered "Yes" to element (f). If none, enter -0-.	(h) Did the service provider give you a formula instead of an amount or estimated amount?
27 49	NONE	0	Yes [X] No [ ]	Yes [ ] No [X]	46	Yes [ ] No [X]

2. Information on Other Service Providers Receiving Direct or Indirect Compensation. Except for those persons for whom you answered "Yes" to line 1a above, complete as many entries as needed to list each person receiving, directly or indirectly, $5,000 or more in total compensation (i.e., money or anything else of value) in connection with services rendered to the plan or their position with the plan during the plan year. (See instructions).

(a) Enter name and EIN or address (see instructions)

MORNINGSTAR ASSOCIATES, LLC

36-4317381

(b) Service Code(s)	(c) Relationship to employer, employee organization, or person known to be a party-in-interest	(d) Enter direct compensation paid by the plan. If none, enter -0-.	(e) Did service provider receive indirect compensation? (sources other than plan or plan sponsor)	(f) Did indirect compensation include eligible indirect compensation, for which the plan received the required disclosures?	(g) Enter total indirect compensation received by service provider excluding eligible indirect compensation for which you answered "Yes" to element (f). If none, enter -0-.	(h) Did the service provider give you a formula instead of an amount or estimated amount?
49	NONE	0	Yes [X] No [ ]	Yes [ ] No [X]	19	Yes [ ] No [X]

(a) Enter name and EIN or address (see instructions)

(b) Service Code(s)	(c) Relationship to employer, employee organization, or person known to be a party-in-interest	(d) Enter direct compensation paid by the plan. If none, enter -0-.	(e) Did service provider receive indirect compensation? (sources other than plan or plan sponsor)	(f) Did indirect compensation include eligible indirect compensation, for which the plan received the required disclosures?	(g) Enter total indirect compensation received by service provider excluding eligible indirect compensation for which you answered "Yes" to element (f). If none, enter -0-.	(h) Did the service provider give you a formula instead of an amount or estimated amount?
			Yes [ ] No [ ]	Yes [ ] No [ ]		Yes [ ] No [ ]

(a) Enter name and EIN or address (see instructions)

(b) Service Code(s)	(c) Relationship to employer, employee organization, or person known to be a party-in-interest	(d) Enter direct compensation paid by the plan. If none, enter -0-.	(e) Did service provider receive indirect compensation? (sources other than plan or plan sponsor)	(f) Did indirect compensation include eligible indirect compensation, for which the plan received the required disclosures?	(g) Enter total indirect compensation received by service provider excluding eligible indirect compensation for which you answered "Yes" to element (f). If none, enter -0-.	(h) Did the service provider give you a formula instead of an amount or estimated amount?
			Yes [ ] No [ ]	Yes [ ] No [ ]		Yes [ ] No [ ]

Part I Service Provider Information (continued)

3 If you reported on line 2 receipt of indirect compensation, other than eligible indirect compensation, by a service provider, and the service provider is a fiduciary or provides contract administrator, consulting, custodial, investment advisory, investment management, broker, or recordkeeping services, answer the following questions for (a) each source from whom the service provider received $1,000 or more in indirect compensation and (b) each source for whom the service provider gave you a formula used to determine the indirect compensation instead of an amount or estimated amount of the indirect compensation. Complete as many entries as needed to report the required information for each source.

(a) Enter service provider name as it appears on line 2	**(b)** Service Codes (see instructions)	**(c)** Enter amount of indirect compensation
HARTFORD LIFE INSURANCE COMPANY	15 23 37 38 49 50 54 55 56 59 60 62 63 64 65 66 67 99	0

(d) Enter name and EIN (address) of source of indirect compensation	**(e)** Describe the indirect compensation, including any formula used to determine the service provider's eligibility for or the amount of the indirect compensation.
SEE ATTACHED 06-0974148	SEE ATTACHED

(a) Enter service provider name as it appears on line 2	**(b)** Service Codes (see instructions)	**(c)** Enter amount of indirect compensation
MESIROW FINANCIAL INVEST MANAGE INC	27 49	46

(d) Enter name and EIN (address) of source of indirect compensation	**(e)** Describe the indirect compensation, including any formula used to determine the service provider's eligibility for or the amount of the indirect compensation.
HARTFORD LIFE INSURANCE COMPANY 06-0974148	SEE ATTACHED

(a) Enter service provider name as it appears on line 2	**(b)** Service Codes (see instructions)	**(c)** Enter amount of indirect compensation
MORNINGSTAR ASSOCIATES, LLC	49	19

(d) Enter name and EIN (address) of source of indirect compensation	**(e)** Describe the indirect compensation, including any formula used to determine the service provider's eligibility for or the amount of the indirect compensation.
HARTFORD LIFE INSURANCE COMPANY 06-0974148	SEE ATTACHED

Part II Service Providers Who Fail or Refuse to Provide Information

4 Provide, to the extent possible, the following information for each service provider who failed or refused to provide the information necessary to complete this Schedule.

(a) Enter name and EIN or address of service provider (see instructions)	**(b)** Nature of Service Code(s)	**(c)** Describe the information that the service provider failed or refused to provide

(a) Enter name and EIN or address of service provider (see instructions)	**(b)** Nature of Service Code(s)	**(c)** Describe the information that the service provider failed or refused to provide

(a) Enter name and EIN or address of service provider (see instructions)	**(b)** Nature of Service Code(s)	**(c)** Describe the information that the service provider failed or refused to provide

(a) Enter name and EIN or address of service provider (see instructions)	**(b)** Nature of Service Code(s)	**(c)** Describe the information that the service provider failed or refused to provide

(a) Enter name and EIN or address of service provider (see instructions)	**(b)** Nature of Service Code(s)	**(c)** Describe the information that the service provider failed or refused to provide

(a) Enter name and EIN or address of service provider (see instructions)	**(b)** Nature of Service Code(s)	**(c)** Describe the information that the service provider failed or refused to provide

Part III Termination Information on Accountants and Enrolled Actuaries (see instructions)

(complete as many entries as needed)

a	Name:	**b** EIN:
c	Position:	
d	Address:	**e** Telephone:

Explanation:

a	Name:	**b** EIN:
c	Position:	
d	Address:	**e** Telephone:

Explanation:

a	Name:	**b** EIN:
c	Position:	
d	Address:	**e** Telephone:

Explanation:

a	Name:	**b** EIN:
c	Position:	
d	Address:	**e** Telephone:

Explanation:

a	Name:	**b** EIN:
c	Position:	
d	Address:	**e** Telephone:

Explanation:

SCHEDULE D (Form 5500)

Department of the Treasury
Internal Revenue Service

Department of Labor
Employee Benefits Security Administration

DFE/Participating Plan Information

This schedule is required to be filed under section 104 of the Employee Retirement Income Security Act of 1974 (ERISA).

▶ **File as an attachment to Form 5500.**

OMB No. 1210-0110

2012

This Form is Open to Public Inspection.

For calendar plan year 2012 or fiscal plan year beginning 01/01/2012 and ending 12/31/2012

A Name of plan
NATERRA INTL. INC. 401(K) PLAN

B Three-digit plan number (PN) ▶ 001

C Plan or DFE sponsor's name as shown on line 2a of Form 5500
NATERRA INTERNATIONAL

D Employer Identification Number (EIN)
75-2567840

Part I Information on interests in MTIAs, CCTs, PSAs, and 103-12 IEs (to be completed by plans and DFEs)

(Complete as many entries as needed to report all interests in DFEs)

a Name of MTIA, CCT, PSA, or 103-12 IE: SEPARATE ACCOUNT 401

b Name of sponsor of entity listed in (a): HARTFORD LIFE INSURANCE COMPANY

c EIN-PN	**d** Entity code	**e** Dollar value of interest in MTIA, CCT, PSA, or 103-12 IE at end of year (see instructions)
06-0974148-000	P	1755156

a Name of MTIA, CCT, PSA, or 103-12 IE:

b Name of sponsor of entity listed in (a):

c EIN-PN	**d** Entity code	**e** Dollar value of interest in MTIA, CCT, PSA, or 103-12 IE at end of year (see instructions)

a Name of MTIA, CCT, PSA, or 103-12 IE:

b Name of sponsor of entity listed in (a):

c EIN-PN	**d** Entity code	**e** Dollar value of interest in MTIA, CCT, PSA, or 103-12 IE at end of year (see instructions)

a Name of MTIA, CCT, PSA, or 103-12 IE:

b Name of sponsor of entity listed in (a):

c EIN-PN	**d** Entity code	**e** Dollar value of interest in MTIA, CCT, PSA, or 103-12 IE at end of year (see instructions)

a Name of MTIA, CCT, PSA, or 103-12 IE:

b Name of sponsor of entity listed in (a):

c EIN-PN	**d** Entity code	**e** Dollar value of interest in MTIA, CCT, PSA, or 103-12 IE at end of year (see instructions)

a Name of MTIA, CCT, PSA, or 103-12 IE:

b Name of sponsor of entity listed in (a):

c EIN-PN	**d** Entity code	**e** Dollar value of interest in MTIA, CCT, PSA, or 103-12 IE at end of year (see instructions)

a Name of MTIA, CCT, PSA, or 103-12 IE:

b Name of sponsor of entity listed in (a):

c EIN-PN	**d** Entity code	**e** Dollar value of interest in MTIA, CCT, PSA, or 103-12 IE at end of year (see instructions)

a Name of MTIA, CCT, PSA, or 103-12 IE:

b Name of sponsor of entity listed in (a):

c EIN-PN	**d** Entity code	**e** Dollar value of interest in MTIA, CCT, PSA, or 103-12 IE at end of year (see instructions)

a Name of MTIA, CCT, PSA, or 103-12 IE:

b Name of sponsor of entity listed in (a):

c EIN-PN	**d** Entity code	**e** Dollar value of interest in MTIA, CCT, PSA, or 103-12 IE at end of year (see instructions)

a Name of MTIA, CCT, PSA, or 103-12 IE:

b Name of sponsor of entity listed in (a):

c EIN-PN	**d** Entity code	**e** Dollar value of interest in MTIA, CCT, PSA, or 103-12 IE at end of year (see instructions)

a Name of MTIA, CCT, PSA, or 103-12 IE:

b Name of sponsor of entity listed in (a):

c EIN-PN	**d** Entity code	**e** Dollar value of interest in MTIA, CCT, PSA, or 103-12 IE at end of year (see instructions)

a Name of MTIA, CCT, PSA, or 103-12 IE:

b Name of sponsor of entity listed in (a):

c EIN-PN	**d** Entity code	**e** Dollar value of interest in MTIA, CCT, PSA, or 103-12 IE at end of year (see instructions)

a Name of MTIA, CCT, PSA, or 103-12 IE:

b Name of sponsor of entity listed in (a):

c EIN-PN	**d** Entity code	**e** Dollar value of interest in MTIA, CCT, PSA, or 103-12 IE at end of year (see instructions)

a Name of MTIA, CCT, PSA, or 103-12 IE:

b Name of sponsor of entity listed in (a):

c EIN-PN	**d** Entity code	**e** Dollar value of interest in MTIA, CCT, PSA, or 103-12 IE at end of year (see instructions)

a Name of MTIA, CCT, PSA, or 103-12 IE:

b Name of sponsor of entity listed in (a):

c EIN-PN	**d** Entity code	**e** Dollar value of interest in MTIA, CCT, PSA, or 103-12 IE at end of year (see instructions)

a Name of MTIA, CCT, PSA, or 103-12 IE:

b Name of sponsor of entity listed in (a):

c EIN-PN	**d** Entity code	**e** Dollar value of interest in MTIA, CCT, PSA, or 103-12 IE at end of year (see instructions)

a Name of MTIA, CCT, PSA, or 103-12 IE:

b Name of sponsor of entity listed in (a):

c EIN-PN	**d** Entity code	**e** Dollar value of interest in MTIA, CCT, PSA, or 103-12 IE at end of year (see instructions)

Part II Information on Participating Plans (to be completed by DFEs)

(Complete as many entries as needed to report all participating plans)

a Plan name

b Name of plan sponsor	**c** EIN-PN

a Plan name

b Name of plan sponsor	**c** EIN-PN

a Plan name

b Name of plan sponsor	**c** EIN-PN

a Plan name

b Name of plan sponsor	**c** EIN-PN

a Plan name

b Name of plan sponsor	**c** EIN-PN

a Plan name

b Name of plan sponsor	**c** EIN-PN

a Plan name

b Name of plan sponsor	**c** EIN-PN

a Plan name

b Name of plan sponsor	**c** EIN-PN

a Plan name

b Name of plan sponsor	**c** EIN-PN

a Plan name

b Name of plan sponsor	**c** EIN-PN

a Plan name

b Name of plan sponsor	**c** EIN-PN

a Plan name

b Name of plan sponsor	**c** EIN-PN

a Plan name

b Name of plan sponsor	**c** EIN-PN

SCHEDULE H (Form 5500)

Department of the Treasury
Internal Revenue Service

Department of Labor
Employee Benefits Security Administration

Pension Benefit Guaranty Corporation

Financial Information

This schedule is required to be filed under section 104 of the Employee Retirement Income Security Act of 1974 (ERISA), and section 6058(a) of the Internal Revenue Code (the Code).

▶ **File as an attachment to Form 5500.**

OMB No. 1210-0110

2012

This Form is Open to Public Inspection

For calendar plan year 2012 or fiscal plan year beginning 01/01/2012 and ending 12/31/2012

A Name of plan
NATERRA INTL. INC. 401(K) PLAN

B Three-digit plan number (PN) ▶ 001

C Plan sponsor's name as shown on line 2a of Form 5500
NATERRA INTERNATIONAL

D Employer Identification Number (EIN)
75-2567840

Part I Asset and Liability Statement

1 Current value of plan assets and liabilities at the beginning and end of the plan year. Combine the value of plan assets held in more than one trust. Report the value of the plan's interest in a commingled fund containing the assets of more than one plan on a line-by-line basis unless the value is reportable on lines 1c(9) through 1c(14). Do not enter the value of that portion of an insurance contract which guarantees, during this plan year, to pay a specific dollar benefit at a future date. **Round off amounts to the nearest dollar.** MTIAs, CCTs, PSAs, and 103-12 IEs do not complete lines 1b(1), 1b(2), 1c(8), 1g, 1h, and 1i. CCTs, PSAs, and 103-12 IEs also do not complete lines 1d and 1e. See instructions.

Assets		(a) Beginning of Year	(b) End of Year
a Total noninterest-bearing cash	1a		
b Receivables (less allowance for doubtful accounts):			
(1) Employer contributions	1b(1)		
(2) Participant contributions	1b(2)		
(3) Other	1b(3)		
c General investments:			
(1) Interest-bearing cash (include money market accounts & certificates of deposit)	1c(1)	0	0
(2) U.S. Government securities	1c(2)		
(3) Corporate debt instruments (other than employer securities):			
(A) Preferred	1c(3)(A)		
(B) All other	1c(3)(B)	0	0
(4) Corporate stocks (other than employer securities):			
(A) Preferred	1c(4)(A)		
(B) Common	1c(4)(B)	0	0
(5) Partnership/joint venture interests	1c(5)		
(6) Real estate (other than employer real property)	1c(6)		
(7) Loans (other than to participants)	1c(7)		
(8) Participant loans	1c(8)	49953	46988
(9) Value of interest in common/collective trusts	1c(9)	0	0
(10) Value of interest in pooled separate accounts	1c(10)	0	0
(11) Value of interest in master trust investment accounts	1c(11)		
(12) Value of interest in 103-12 investment entities	1c(12)		
(13) Value of interest in registered investment companies (e.g., mutual funds)	1c(13)	1483414	1755157
(14) Value of funds held in insurance company general account (unallocated contracts)	1c(14)	0	91524
(15) Other	1c(15)	0	0

			(a) Beginning of Year	(b) End of Year
1d	Employer-related investments:			
	(1) Employer securities	1d(1)	0	0
	(2) Employer real property	1d(2)		
e	Buildings and other property used in plan operation	1e		
f	Total assets (add all amounts in lines 1a through 1e)	1f	1533367	1893669
	Liabilities			
g	Benefit claims payable	1g		
h	Operating payables	1h		
i	Acquisition indebtedness	1i		
j	Other liabilities	1j		
k	Total liabilities (add all amounts in lines 1g through1j)	1k	0	0
	Net Assets			
l	Net assets (subtract line 1k from line 1f)	1l	1533367	1893669

Part II Income and Expense Statement

2 Plan income, expenses, and changes in net assets for the year. Include all income and expenses of the plan, including any trust(s) or separately maintained fund(s) and any payments/receipts to/from insurance carriers. Round off amounts to the nearest dollar. MTIAs, CCTs, PSAs, and 103-12 IEs do not complete lines 2a, 2b(1)(E), 2e, 2f, and 2g.

	Income		(a) Amount	(b) Total
a	**Contributions:**			
	(1) Received or receivable in cash from: **(A)** Employers	2a(1)(A)	110895	
	(B) Participants	2a(1)(B)	207472	
	(C) Others (including rollovers)	2a(1)(C)	0	
	(2) Noncash contributions	2a(2)		
	(3) Total contributions. Add lines **2a(1)(A), (B), (C),** and line **2a(2)**	2a(3)		318367
b	**Earnings on investments:**			
	(1) Interest:			
	(A) Interest-bearing cash (including money market accounts and certificates of deposit)	2b(1)(A)	0	
	(B) U.S. Government securities	2b(1)(B)		
	(C) Corporate debt instruments	2b(1)(C)		
	(D) Loans (other than to participants)	2b(1)(D)		
	(E) Participant loans	2b(1)(E)	1547	
	(F) Other	2b(1)(F)	136	
	(G) Total interest. Add lines **2b(1)(A)** through **(F)**	2b(1)(G)		1683
	(2) Dividends: **(A)** Preferred stock	2b(2)(A)		
	(B) Common stock	2b(2)(B)	0	
	(C) Registered investment company shares (e.g. mutual funds)	2b(2)(C)		
	(D) Total dividends. Add lines **2b(2)(A)**, **(B)**, and **(C)**	2b(2)(D)		0
	(3) Rents	2b(3)		
	(4) Net gain (loss) on sale of assets: **(A)** Aggregate proceeds	2b(4)(A)		
	(B) Aggregate carrying amount (see instructions)	2b(4)(B)		
	(C) Subtract line **2b(4)(B)** from line **2b(4)(A)** and enter result	2b(4)(C)		0
	(5) Unrealized appreciation (depreciation) of assets: **(A)** Real estate	2b(5)(A)		
	(B) Other	2b(5)(B)	0	
	(C) Total unrealized appreciation of assets. Add lines **2b(5)(A)** and **(B)**	2b(5)(C)		0

		(a) Amount	(b) Total
(6) Net investment gain (loss) from common/collective trusts	2b(6)		0
(7) Net investment gain (loss) from pooled separate accounts	2b(7)		168295
(8) Net investment gain (loss) from master trust investment accounts	2b(8)		
(9) Net investment gain (loss) from 103-12 investment entities	2b(9)		
(10) Net investment gain (loss) from registered investment companies (e.g., mutual funds)	2b(10)		0
c Other income	2c		0
d Total income. Add all **income** amounts in column (b) and enter total	2d		488345
Expenses			
e Benefit payment and payments to provide benefits:			
(1) Directly to participants or beneficiaries, including direct rollovers	2e(1)	127354	
(2) To insurance carriers for the provision of benefits	2e(2)		
(3) Other	2e(3)		
(4) Total benefit payments. Add lines **2e(1)** through **(3)**	2e(4)		127354
f Corrective distributions (see instructions)	2f		0
g Certain deemed distributions of participant loans (see instructions)	2g		0
h Interest expense	2h		
i Administrative expenses: **(1)** Professional fees	2i(1)		
(2) Contract administrator fees	2i(2)		
(3) Investment advisory and management fees	2i(3)		
(4) Other	2i(4)	699	
(5) Total administrative expenses. Add lines **2i(1)** through **(4)**	2i(5)		699
j Total expenses. Add all **expense** amounts in column (b) and enter total	2j		128053
Net Income and Reconciliation			
k Net income (loss). Subtract line **2j** from line **2d**	2k		360292
l Transfers of assets:			
(1) To this plan	2l(1)		10
(2) From this plan	2l(2)		0

Part III Accountant's Opinion

3 Complete lines 3a through 3c if the opinion of an independent qualified public accountant is attached to this Form 5500. Complete line 3d if an opinion is not attached.

a The attached opinion of an independent qualified public accountant for this plan is (see instructions):

(1) [ ] Unqualified **(2)** [ ] Qualified **(3)** [X] Disclaimer **(4)** [ ] Adverse

b Did the accountant perform a limited scope audit pursuant to 29 CFR 2520.103-8 and/or 103-12(d)? [X] Yes [ ] No

c Enter the name and EIN of the accountant (or accounting firm) below:

(1) Name: WEAVER AND TIDWELL, LLP **(2)** EIN: 75-0786316

d The opinion of an independent qualified public accountant is **not attached** because:

(1) [ ] This form is filed for a CCT, PSA, or MTIA. **(2)** [ ] It will be attached to the next Form 5500 pursuant to 29 CFR 2520.104-50.

Part IV Compliance Questions

4 CCTs and PSAs do not complete Part IV. MTIAs, 103-12 IEs, and GIAs do not complete lines 4a, 4e, 4f, 4g, 4h, 4k, 4m, 4n, or 5. 103-12 IEs also do not complete lines 4j and 4l. MTIAs also do not complete line 4l.

During the plan year:

		Yes	No	Amount
a Was there a failure to transmit to the plan any participant contributions within the time period described in 29 CFR 2510.3-102? Continue to answer "Yes" for any prior year failures until fully corrected. (See instructions and DOL's Voluntary Fiduciary Correction Program.)	4a		X	
b Were any loans by the plan or fixed income obligations due the plan in default as of the close of the plan year or classified during the year as uncollectible? Disregard participant loans secured by participant's account balance. (Attach Schedule G (Form 5500) Part I if "Yes" is checked.)	4b		X	

			Yes	No	Amount
c	Were any leases to which the plan was a party in default or classified during the year as uncollectible? (Attach Schedule G (Form 5500) Part II if "Yes" is checked.)	4c		X	
d	Were there any nonexempt transactions with any party-in-interest? (Do not include transactions reported on line 4a. Attach Schedule G (Form 5500) Part III if "Yes" is checked.)	4d		X	
e	Was this plan covered by a fidelity bond?	4e	X		265000
f	Did the plan have a loss, whether or not reimbursed by the plan's fidelity bond, that was caused by fraud or dishonesty?	4f		X	
g	Did the plan hold any assets whose current value was neither readily determinable on an established market nor set by an independent third party appraiser?	4g		X	
h	Did the plan receive any noncash contributions whose value was neither readily determinable on an established market nor set by an independent third party appraiser?	4h		X	
i	Did the plan have assets held for investment? (Attach schedule(s) of assets if "Yes" is checked, and see instructions for format requirements.)	4i	X		
j	Were any plan transactions or series of transactions in excess of 5% of the current value of plan assets? (Attach schedule of transactions if "Yes" is checked, and see instructions for format requirements.)	4j		X	
k	Were all the plan assets either distributed to participants or beneficiaries, transferred to another plan, or brought under the control of the PBGC?	4k		X	
l	Has the plan failed to provide any benefit when due under the plan?	4l		X	
m	If this is an individual account plan, was there a blackout period? (See instructions and 29 CFR 2520.101-3.)	4m		X	
n	If 4m was answered "Yes," check the "Yes" box if you either provided the required notice or one of the exceptions to providing the notice applied under 29 CFR 2520.101-3.	4n			

5a Has a resolution to terminate the plan been adopted during the plan year or any prior plan year? If "Yes," enter the amount of any plan assets that reverted to the employer this year ☐ **Yes** ☒ **No** **Amount:**

5b If, during this plan year, any assets or liabilities were transferred from this plan to another plan(s), identify the plan(s) to which assets or liabilities were transferred. (See instructions.)

5b(1) Name of plan(s)	**5b(2)** EIN(s)	**5b(3)** PN(s)

Part V Trust Information (optional)

6a Name of trust	**6b** Trust's EIN

SCHEDULE R (Form 5500)

Department of the Treasury
Internal Revenue Service

Department of Labor
Employee Benefits Security Administration

Pension Benefit Guaranty Corporation

Retirement Plan Information

This schedule is required to be filed under section 104 and 4065 of the Employee Retirement Income Security Act of 1974 (ERISA) and section 6058(a) of the Internal Revenue Code (the Code).

▶ **File as an attachment to Form 5500.**

OMB No. 1210-0110

2012

This Form is Open to Public Inspection.

For calendar plan year 2012 or fiscal plan year beginning 01/01/2012 and ending 12/31/2012

A Name of plan
NATERRA INTL. INC. 401(K) PLAN

B Three-digit plan number (PN) ▶ 001

C Plan sponsor's name as shown on line 2a of Form 5500
NATERRA INTERNATIONAL

D Employer Identification Number (EIN)
75-2567840

Part I Distributions

All references to distributions relate only to payments of benefits during the plan year.

1 Total value of distributions paid in property other than in cash or the forms of property specified in the instructions **1**

2 Enter the EIN(s) of payor(s) who paid benefits on behalf of the plan to participants or beneficiaries during the year (if more than two, enter EINs of the two payors who paid the greatest dollar amounts of benefits):

EIN(s): 06-0974148

Profit-sharing plans, ESOPs, and stock bonus plans, skip line 3.

3 Number of participants (living or deceased) whose benefits were distributed in a single sum, during the plan year. **3** 0

Part II Funding Information (If the plan is not subject to the minimum funding requirements of section of 412 of the Internal Revenue Code or ERISA section 302, skip this Part)

4 Is the plan administrator making an election under Code section 412(d)(2) or ERISA section 302(d)(2)? ..... ☐ **Yes** ☐ **No** ☐ **N/A**

If the plan is a defined benefit plan, go to line 8.

5 If a waiver of the minimum funding standard for a prior year is being amortized in this plan year, see instructions and enter the date of the ruling letter granting the waiver. **Date:** Month _____ Day _____ Year _____

If you completed line 5, complete lines 3, 9, and 10 of Schedule MB and do not complete the remainder of this schedule.

6 **a** Enter the minimum required contribution for this plan year (include any prior year accumulated funding deficiency not waived) **6a** 0

b Enter the amount contributed by the employer to the plan for this plan year **6b** 0

c Subtract the amount in line 6b from the amount in line 6a. Enter the result (enter a minus sign to the left of a negative amount) **6c** 0

If you completed line 6c, skip lines 8 and 9.

7 Will the minimum funding amount reported on line 6c be met by the funding deadline? ..... ☐ **Yes** ☐ **No** ☐ **N/A**

8 If a change in actuarial cost method was made for this plan year pursuant to a revenue procedure or other authority providing automatic approval for the change or a class ruling letter, does the plan sponsor or plan administrator agree with the change? ..... ☐ **Yes** ☐ **No** ☐ **N/A**

Part III Amendments

9 If this is a defined benefit pension plan, were any amendments adopted during this plan year that increased or decreased the value of benefits? If yes, check the appropriate box. If no, check the "No" box. ..... ☐ **Increase** ☐ **Decrease** ☐ **Both** ☐ **No**

Part IV ESOPs (see instructions). If this is not a plan described under Section 409(a) or 4975(e)(7) of the Internal Revenue Code, skip this Part.

10 Were unallocated employer securities or proceeds from the sale of unallocated securities used to repay any exempt loan? ..... ☐ **Yes** ☐ **No**

11 **a** Does the ESOP hold any preferred stock? ..... ☐ **Yes** ☐ **No**

b If the ESOP has an outstanding exempt loan with the employer as lender, is such loan part of a "back-to-back" loan? (See instructions for definition of "back-to-back" loan.) ..... ☐ **Yes** ☐ **No**

12 Does the ESOP hold any stock that is not readily tradable on an established securities market? ..... ☐ **Yes** ☐ **No**

Part V Additional Information for Multiemployer Defined Benefit Pension Plans

13 Enter the following information for each employer that contributed more than 5% of total contributions to the plan during the plan year (measured in dollars). See instructions. *Complete as many entries as needed to report all applicable employers.*

a Name of contributing employer

b EIN **c** Dollar amount contributed by employer

d Date collective bargaining agreement expires *(If employer contributes under more than one collective bargaining agreement, check box* ☐ *and see instructions regarding required attachment. Otherwise, enter the applicable date.)* Month _____ Day _____ Year _____

e Contribution rate information *(If more than one rate applies, check this box* ☐ *and see instructions regarding required attachment. Otherwise, complete lines 13e(1) and 13e(2).)*
(1) Contribution rate (in dollars and cents) _____
(2) Base unit measure: ☐ Hourly ☐ Weekly ☐ Unit of production ☐ Other (specify):

---

a Name of contributing employer

b EIN **c** Dollar amount contributed by employer

d Date collective bargaining agreement expires *(If employer contributes under more than one collective bargaining agreement, check box* ☐ *and see instructions regarding required attachment. Otherwise, enter the applicable date.)* Month _____ Day _____ Year _____

e Contribution rate information *(If more than one rate applies, check this box* ☐ *and see instructions regarding required attachment. Otherwise, complete lines 13e(1) and 13e(2).)*
(1) Contribution rate (in dollars and cents) _____
(2) Base unit measure: ☐ Hourly ☐ Weekly ☐ Unit of production ☐ Other (specify): _____

---

a Name of contributing employer

b EIN **c** Dollar amount contributed by employer

d Date collective bargaining agreement expires *(If employer contributes under more than one collective bargaining agreement, check box* ☐ *and see instructions regarding required attachment. Otherwise, enter the applicable date.)* Month _____ Day _____ Year _____

e Contribution rate information *(If more than one rate applies, check this box* ☐ *and see instructions regarding required attachment. Otherwise, complete lines 13e(1) and 13e(2).)*
(1) Contribution rate (in dollars and cents) _____
(2) Base unit measure: ☐ Hourly ☐ Weekly ☐ Unit of production ☐ Other (specify): _____

---

a Name of contributing employer

b EIN **c** Dollar amount contributed by employer

d Date collective bargaining agreement expires *(If employer contributes under more than one collective bargaining agreement, check box* ☐ *and see instructions regarding required attachment. Otherwise, enter the applicable date.)* Month _____ Day _____ Year _____

e Contribution rate information *(If more than one rate applies, check this box* ☐ *and see instructions regarding required attachment. Otherwise, complete lines 13e(1) and 13e(2).)*
(1) Contribution rate (in dollars and cents) _____
(2) Base unit measure: ☐ Hourly ☐ Weekly ☐ Unit of production ☐ Other (specify): _____

---

a Name of contributing employer

b EIN **c** Dollar amount contributed by employer

d Date collective bargaining agreement expires *(If employer contributes under more than one collective bargaining agreement, check box* ☐ *and see instructions regarding required attachment. Otherwise, enter the applicable date.)* Month _____ Day _____ Year _____

e Contribution rate information *(If more than one rate applies, check this box* ☐ *and see instructions regarding required attachment. Otherwise, complete lines 13e(1) and 13e(2).)*
(1) Contribution rate (in dollars and cents) _____
(2) Base unit measure: ☐ Hourly ☐ Weekly ☐ Unit of production ☐ Other (specify): _____

---

a Name of contributing employer

b EIN **c** Dollar amount contributed by employer

d Date collective bargaining agreement expires *(If employer contributes under more than one collective bargaining agreement, check box* ☐ *and see instructions regarding required attachment. Otherwise, enter the applicable date.)* Month _____ Day _____ Year _____

e Contribution rate information *(If more than one rate applies, check this box* ☐ *and see instructions regarding required attachment. Otherwise, complete lines 13e(1) and 13e(2).)*
(1) Contribution rate (in dollars and cents) _____
(2) Base unit measure: ☐ Hourly ☐ Weekly ☐ Unit of production ☐ Other (specify): _____

14 Enter the number of participants on whose behalf no contributions were made by an employer as an employer of the participant for:

a	The current year	**14a**	
b	The plan year immediately preceding the current plan year	**14b**	
c	The second preceding plan year	**14c**	

15 Enter the ratio of the number of participants under the plan on whose behalf no employer had an obligation to make an employer contribution during the current plan year to:

a	The corresponding number for the plan year immediately preceding the current plan year	**15a**	
b	The corresponding number for the second preceding plan year	**15b**	

16 Information with respect to any employers who withdrew from the plan during the preceding plan year:

a	Enter the number of employers who withdrew during the preceding plan year	**16a**	
b	If line 16a is greater than 0, enter the aggregate amount of withdrawal liability assessed or estimated to be assessed against such withdrawn employers	**16b**	

17 If assets and liabilities from another plan have been transferred to or merged with this plan during the plan year, check box and see instructions regarding supplemental information to be included as an attachment. ☐

Part VI Additional Information for Single-Employer and Multiemployer Defined Benefit Pension Plans

18 If any liabilities to participants or their beneficiaries under the plan as of the end of the plan year consist (in whole or in part) of liabilities to such participants and beneficiaries under two or more pension plans as of immediately before such plan year, check box and see instructions regarding supplemental information to be included as an attachment ☐

19 If the total number of participants is 1,000 or more, complete lines (a) through (c)

a Enter the percentage of plan assets held as:
Stock: _____% Investment-Grade Debt: _____% High-Yield Debt: _____% Real Estate: _____% Other: _____%

b Provide the average duration of the combined investment-grade and high-yield debt:
☐ 0-3 years ☐ 3-6 years ☐ 6-9 years ☐ 9-12 years ☐ 12-15 years ☐ 15-18 years ☐ 18-21 years ☐ 21 years or more

c What duration measure was used to calculate line 19(b)?
☐ Effective duration ☐ Macaulay duration ☐ Modified duration ☐ Other (specify):

NATERRA INTERNATIONAL, INC. 401(K) PLAN

FINANCIAL REPORT AND SUPPLEMENTAL SCHEDULE

DECEMBER 31, 2012

C O N T E N T S

Page

INDEPENDENT AUDITOR'S REPORT 1

FINANCIAL STATEMENTS

Statements of Net Assets Available for Benefits 3

Statement of Changes in Net Assets Available for Benefits 4

Notes to Financial Statements 5

SUPPLEMENTAL SCHEDULE*

Schedule H, Part IV, Line 4i - Schedule of Assets (Held at End of Year) 12

* Other schedules required by 29 CFR 2520.103-10 of the Department of Labor's Rules and Regulations for Reporting and Disclosure under Employee Retirement Income Security Act of 1974 have been omitted because they are not applicable.

INDEPENDENT AUDITOR'S REPORT

To the Plan Administrator
Naterra International, Inc. 401(K) Plan
Flower Mound, Texas

Report on the Financial Statements

We were engaged to audit the accompanying financial statements of Naterra International, Inc. 401(K) Plan (the Plan), which comprise the statements of net assets available for benefits as of December 31, 2012 and 2011, and the related statement of changes in net assets available for benefits for the year ended December 31, 2012, and the related notes to the financial statements.

Management's Responsibility for the Financial Statements

Plan management is responsible for the preparation and fair presentation of these financial statements in accordance with accounting principles generally accepted in the United States of America; this includes the design, implementation, and maintenance of internal control relevant to the preparation and fair presentation of financial statements that are free from material misstatement, whether due to fraud or error.

Auditor's Responsibility

Our responsibility is to express an opinion on these financial statements based on conducting the audit in accordance with auditing standards generally accepted in the United States of America. Because of the matter described in the Basis for Disclaimer of Opinion paragraph, however, we were not able to obtain sufficient appropriate audit evidence to provide a basis for an audit opinion.

Basis for Disclaimer of Opinion

As permitted by 29 CFR 2520.103-8 of the Department of Labor's Rules and Regulations for Reporting and Disclosure under the Employee Retirement Income Security Act of 1974, the plan administrator instructed us not to perform, and we did not perform, any auditing procedures with respect to the information summarized in Note 3, which was certified by Hartford Life Insurance Company, the trustee of the Plan, except for comparing the information with the related information included in the financial statements and supplemental schedule. We have been informed by the plan administrator that the trustee holds the Plan's investment assets and executes investment transactions. The plan administrator has obtained a certification from the trustee as of December 31, 2012 and 2011 and for the year ended December 31, 2012, that the information provided to the plan administrator by the trustee is complete and accurate.

Disclaimer of Opinion

Because of the significance of the matter described in the Basis for Disclaimer of Opinion paragraph, we have not been able to obtain sufficient, appropriate audit evidence to provide a basis for an audit opinion. Accordingly, we do not express an opinion on these financial statements.

Other Matter

We were engaged for the purpose of forming an opinion on the financial statements as a whole. The supplemental schedule of assets (held at end of year), which is the responsibility of plan management, is presented for the purpose of additional analysis and is not a required part of the financial statements but is required by the Department of Labor's Rules and Regulations for Reporting and Disclosure under the Employee Retirement Income Security Act of 1974. Because of the significance of the matter described in the Basis for Disclaimer of Opinion paragraph, it is inappropriate to and we do not express an opinion on the supplemental schedule referred to above.

Report on Form and Content in Compliance With DOL Rules and Regulations

The form and content of the information included in the financial statements and supplemental schedule, other than that derived from the information certified by the trustee, have been audited by us in accordance with auditing standards generally accepted in the United States of America and, in our opinion, are presented in compliance with the Department of Labor's Rules and Regulations for Reporting and Disclosure under the Employee Retirement Income Security Act of 1974.

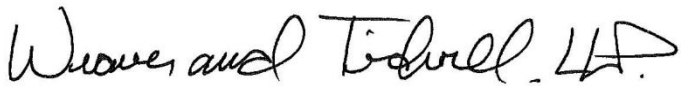

WEAVER AND TIDWELL, L.L.P.

Dallas, Texas
October 9, 2013

NATERRA INTERNATIONAL, INC. 401(K) PLAN
STATEMENTS OF NET ASSETS AVAILABLE FOR BENEFITS
DECEMBER 31, 2012 AND 2011

	2012	2011
ASSETS		
INVESTMENTS, AT FAIR VALUE	1,846,681	1,483,414
RECEIVABLES:		
Notes receivable from participants	46,988	49,953
NET ASSETS AVAILABLE FOR BENEFITS	$ 1,893,669	$ 1,533,367

The Notes to Financial Statements are an integral part of these statements.

NATERRA INTERNATIONAL, INC. 401(K) PLAN
STATEMENT OF CHANGES IN NET ASSETS AVAILABLE FOR BENEFITS
FOR THE YEAR ENDED DECEMBER 31, 2012

CHANGES IN NET ASSETS ATTRIBUTABLE TO:		
Investment Income:		
Interest from participant notes	$	1,547
Dividend income from investments		67,697
Net appreciation in fair value of investments		100,724
Total investment income		169,968
Contributions:		
Employees		207,472
Employer		110,895
Total contributions		318,367
Deductions:		
Benefits paid to participants		127,355
Administrative fees and other		678
Total deductions		128,033
NET INCREASE IN NET ASSETS AVAILABLE FOR BENEFITS		360,302
NET ASSETS AVAILABLE FOR BENEFITS Beginning of year		1,533,367
NET ASSETS AVAILABLE FOR BENEFITS End of year	$	1,893,669

The Notes to Financial Statements are an integral part of this statement.

NATERRA INTERNATIONAL, INC. 401(K) PLAN
NOTES TO FINANCIAL STATEMENTS

NOTE 1. DESCRIPTION OF PLAN

The following description of the Naterra International, Inc. 401(k) Plan (the Plan) provides only general information. Participants should refer to the Plan Document for a more complete description of the Plan's provisions.

General

The Plan is a defined contribution plan subject to the provisions of the Employee Retirement Income Security Act of 1974 (ERISA), as amended. The Plan became effective on January 1, 1997 and was amended and restated effective May 1, 2010.

Eligibility

The Plan is a "401(k) Plan" covering all eligible employees of Naterra International, Inc. and Beauty Manufacturing Solutions, Inc. (the Employers) who are a minimum of twenty-one years of age and have completed one month of service.

Contributions

Participating employees may contribute, through payroll deductions from 1% to 15% of their eligible compensation up to a maximum as defined in the Internal Revenue Code, as deferred contributions. Effective January 1, 1997, the Plan is operating under a deferral election. The entry date to the plan shall be the first date of each month during the plan year in which the employee has been employed for one month.

The Employer shall make a matching safe harbor contribution equal to 100% of the employee's salary deferral contributions up to the first 4% of their eligible compensation. In addition, as of each Plan year-end, the Employer may make a special discretionary contribution equal to a certain percentage of employee compensation. No special discretionary contribution was made or declared for the year ended December 31, 2012. Each participant's share is based on the ratio of their compensation to the total compensation for all participants. For a participant to qualify for a matching safe harbor contribution and special discretionary contribution, the participant must be employed on any day of the plan year.

At the discretion of the Plan Administrator, the employee may be permitted to deposit or rollover into the Plan, assets he or she has received from other plans. The rollovers will be placed in the participant's account based upon their election allocations in the plan enrollment form, which would be 100% vested.

NOTE 1. DESCRIPTION OF PLAN – CONTINUED

Vesting

Safe harbor employer matching contributions vest immediately. Vesting of special discretionary employer contributions in the participant's account is determined under the following schedule, based on years of credited service.

Years of Credited Service	Vested Percentage
Less than 1	0%
1 but less than 2	20%
2 but less than 3	40%
3 but less than 4	60%
4 but less than 5	80%
5 or more	100%

However, the participant will always be 100% vested upon the normal retirement age, disability, or death. Regardless of this vesting schedule, participants will be 100% vested in their own contributions to the Plan.

Forfeitures

Forfeitures are created when participants terminate employment before becoming entitled to their full benefits under the Plan. Forfeited amounts are used to pay Plan expenses first and then to offset Employer's contributions to the Plan. No forfeitures were used to offset employee's contributions for the year ended December 31, 2012. Unallocated forfeitures as of December 31, 2012 and 2011 were $5,453 and $5,444, respectively.

Notes Receivable From Participants

Participants may borrow from their vested fund accounts up to a maximum equal to the lesser of $50,000 or 50% of the non-forfeitable account balance. All notes must be a minimum of $1,000. All notes must have a definite repayment period which range up to 60 months, and participants may have up to three outstanding notes at a time. The notes are collateralized by the balance in the participant's accounts and bear a reasonable rate of interest based on prevailing market conditions.

Benefit Payments

Participants are entitled to receive their benefits under the Plan in the event of retirement, termination of employment, disability, or death. At the time a participant is entitled to receive a distribution under the Plan, the plan administrator will direct the trustee to pay the benefits in either one lump sum or, if elected by the participant and the vested account balance exceeds $5,000, in installment payments. For termination of service due to other reasons, a participant may receive the value of the vested account balance as a lump sum distribution or rollover.

NOTE 1. DESCRIPTION OF PLAN – CONTINUED

Administration

Substantially all administration expenses incurred by the Plan are paid by the Employer except for fees charged by the trustee for processing loans and early redemption penalties.

Plan Termination

Although it has not expressed any intent to do so, the Employer has the right under the Plan to suspend or discontinue its contributions at any time and to terminate the Plan in whole or in part, subject to the provisions of ERISA. In the event of Plan termination, Plan participants will become 100% vested in their Employer's contributions. After provisions for the expenses of administration, the proportionate interests will be distributed to the participants.

NOTE 2. SUMMARY OF ACCOUNTING POLICIES

Basis of Accounting and Use of Estimates

The accompanying financial statements are prepared on the accrual basis of accounting. Employee contributions are recorded in the period during which the Employer makes payroll deductions from the Plan participants' earnings. Employer contributions are recorded in the same period. Benefit payments are recorded in the period in which they are distributed. Income and expenses are recorded in the period earned and incurred, respectively. The preparation of financial statements in conformity with accounting principles generally accepted in the United States of America requires the Plan administrator to use estimates and assumptions that affect reported amounts in the accompanying financial statements and disclosures. Actual results could differ from these estimates.

Investment Valuation

The Plan's investments are in registered investment companies (mutual funds) and are stated at fair value, based on quoted market prices at the Plan's year-end. Fair value of mutual funds is based on quoted market prices in an active market as of the last day of the Plan year. Notes receivable from participants are valued at the unpaid principal balance plus any accrued but unpaid interest. Purchases and sales of investments are recorded on a trade date basis. Interest is allocated to participant accounts on a pro-rata basis depending on the participant's account balance. Dividends are allocated based on the number of shares in a participant's account.

NOTE 2. SUMMARY OF ACCOUNTING POLICIES – CONTINUED

Market and Credit Risks

The Plan invests in various investment securities. Investment securities are exposed to various risks such as interest rate, market, and credit risks. Due to the level of risk associated with certain investment securities, it is at least reasonably possible that changes in the values of investment securities will occur in the near term and that such changes could materially affect participants' account balances and the amounts reported in the statements of net assets available for benefits.

NOTE 3. CERTIFIED FINANCIAL DATA (UNAUDITED)

The following is a summary of the Plan's financial information and data certified by the Trustee, Hartford Life Insurance Company, as complete and accurate in accordance with 29 CFR 2520.103-8 of the Department of Labor's Rules and Regulations for reporting and Disclosure under the Employee Retirement Income Security Act (ERISA) of 1974:

	December 31, 2012	December 31, 2011
Mutual funds	$ 1,755,157	$ 1,421,628
Money market funds	91,524	61,786
Notes receivable from participants	46,988	49,953

	Year Ended December 31, 2012
Investment income:	
Interest from participant loans	$ 1,547
Dividends	67,697
Net appreciation in value of investments	100,724

NOTE 4. TAX STATUS

Effective March 31, 2008, the Plan has received a favorable determination letter regarding its status under Section 401 of the Internal Revenue Code (IRC) as amended and, accordingly is exempt from federal income taxation. The Plan has been amended since receiving the determination letter. However, the Plan administrator and the Plan's tax counsel believe that the Plan is designed and is currently being operated in compliance with the applicable requirements of the IRC. Therefore, no provision for income taxes has been included in the Plan's financial statements.

NOTE 4. TAX STATUS – CONTINUED

In accordance with current guidance related to accounting for uncertainties in income taxes, the Plan is required to recognize in its financial statements the financial effects of a tax position, if that position is more likely than not of being sustained upon examination, including resolution of any appeals or litigation processes based upon the technical merits of the tax position. The new requirements also provide guidance on measurement, classification, interest and penalties and disclosure.

Tax positions taken related to the Plan's tax exempt status, unrelated business activities taxable income and deductibility of expenses and other miscellaneous tax positions have been reviewed, and management is of the opinion that material positions taken would more likely than not be sustained by examination. Accordingly, the Plan has not recorded an income tax liability for uncertain tax benefits. The Plan's tax years 2009 through 2011 remain subject to examination.

NOTE 5. INVESTMENTS

Investments that represent 5% or more of the net assets available for benefits at December 31, 2012 are as follows:

MFS Research Intl R2	$	206,310
Columbia Mid Cap Value R		154,843
Franklin High Income R		156,951
Allianz NFJ Dividend Value R		153,159
MFS Growth Inv R2		194,040
Oppenheimer Intl Growth N		190,107
Janus Balanced R		160,072
Clearbridge Appreciation R		95,911

Investments that represent 5% or more of the net assets available for benefits at December 31, 2011 are as follows:

MFS Research Intl R2	$	154,898
Blackrock Lifepath Retirement A		143,840
Columbia Mid Cap Value R		135,939
Franklin High Income R		117,643
Janus Overseas R		234,497
Allianz NFJ Dividend Value R		110,610
MFS Growth Inv R2		143,434

NOTE 6. FAIR VALUE MEASUREMENT

In accordance with current guidance on fair value measurements and disclosures, the Plan defines fair value as the price that would be received from selling an asset or paid to transfer a liability in an orderly transaction between market participants at the measurement date. When determining the fair value measurements for assets and liabilities which are required to be recorded at fair value, the Plan considers the principal or most advantageous market in which the Plan would transact and the market-based risk measurements or assumptions that market participants would use in pricing the asset or liability, such as inherent risk, transfer restrictions and credit risk.

The Plan applies the following fair value hierarchy, which prioritizes the inputs used to measure fair value into three levels, and bases the categorization within the hierarchy upon the lowest level of input that is available and significant to the fair value measurement:

Level 1 inputs: Quoted prices in active markets for identical assets or liabilities.

Level 2 inputs: Observable inputs other than Level 1 prices such as quoted prices for similar assets or liabilities; quoted prices in markets that are not active; or other inputs that are observable or can be corroborated by observable market data for substantially the full term of the assets or liabilities.

Level 3 inputs: Unobservable inputs that are supported by little or no market activity and that are significant to the fair value of the assets or liabilities.

The following is a description of the valuation methodologies used for instruments measured at fair value, including the general classification of such instruments pursuant to the valuation hierarchy.

Mutual Funds and Money Market Funds

Mutual funds and money market funds are public investment vehicles valued using the Net Asset Value (NAV) provided by the administrator of the fund. The NAV is based on the value of the underlying assets owned by the fund, minus its liabilities, and then divided by the number of shares outstanding. The NAV is a quoted price in an active market and classified within Level 1 of the valuation hierarchy.

The following tables set forth by level within the fair value hierarchy the Plan investment assets and liabilities at fair value, as of December 31. As required by ASC 820, assets and liabilities are classified in their entirety based on the lowest level of input that is significant to the fair value measurement.

NOTE 6. FAIR VALUE MEASUREMENT – CONTINUED

Below are the Plan's financial instruments carried at fair value on a recurring basis by the fair value hierarchy levels as described above:

	As of December 31, 2012			
	Quoted Prices in Active Markets for Identical Assets (Level 1)	Significant Observable Inputs (Level 2)	Significant Unobservable Inputs (Level 3)	Total Fair Value
Assets:				
Mutual Funds				
Bond	$ 345,279	$ -	$ -	$ 345,279
Domestic equity	876,996	-	-	876,996
International/global	396,417	-	-	396,417
Target date	136,465	-	-	136,465
Money market fund	91,524	-	-	91,524
Total assets	$ 1,846,681	$ -	$ -	$ 1,846,681

	As of December 31, 2011			
	Quoted Prices in Active Markets for Identical Assets (Level 1)	Significant Observable Inputs (Level 2)	Significant Unobservable Inputs (Level 3)	Total Fair Value
Assets:				
Mutual Funds				
Bond	$ 289,037	$ -	$ -	$ 289,037
Domestic equity	560,479	-	-	560,479
International/global	389,395	-	-	389,395
Target date	182,717	-	-	182,717
Money market fund	61,786	-	-	61,786
Total assets	$ 1,483,414	$ -	$ -	$ 1,483,414

For the year ended December 31, 2012, the plan held no investments classified as level two or three in the fair value hierarchy.

NOTE 7. SUBSEQUENT EVENTS

The Plan administrator has evaluated all events or transactions that occurred after December 31, 2012 up through October 9, 2013, the date the financial statements were available to be issued. During this period there were no material recognizable subsequent events.

SUPPLEMENTAL SCHEDULE

NATERRA INTERNATIONAL, INC. 401(K) PLAN
SCHEDULE H, PART IV, LINE 4i - SCHEDULE OF ASSETS (HELD AT END OF YEAR)
EIN: 75-2567840
PLAN NUMBER 001
DECEMBER 31, 2012

(a)	(b) Identity of issuer, borrower, lessor, or similar party	(c) Description of investment including maturity date, rate of investment, collateral, par, or maturity value	(d) Cost	(e) Current value
*	Hartford Mutual Funds	THE HARTFORD SMALL COMPANY R3	#	$ 87,265
	Pacific Investment Management Co LLC	PIMCO TOTAL RETURN R	#	56,938
	Massachusetts Financial Services Co	MFS RESEARCH INTL R2	#	206,310
	BlackRock Funds	BLACKROCK LIFEPATH 2020 A	#	34,495
	BlackRock Funds	BLACKROCK LIFEPATH 2040 A	#	188
	BlackRock Funds	BLACKROCK LIFEPATH RETIREMENT A	#	72,660
	Liberty Financial Funds	COLUMBIA MID CAP VALUE R	#	154,843
*	Hartford Mutual Funds	THE HARTFORD INFLATION PLUS R3	#	60,700
	BlackRock Funds	BLACKROCK LIFEPATH 2050 A	#	29,122
	Franklin Templeton Investments	FRANKLIN HIGH INCOME R	#	156,951
	Massachusetts Financial Services Co	MFS GOVERNMENT SECURITIES R2	#	70,690
	Allianz	ALLIANZ NFJ DIVIDEND VALUE R	#	153,159
	Massachusetts Financial Services Co	MFS GROWTH INV R2	#	194,040
	Oppenheimer Funds Inc	OPPENHEIMER INTL GROWTH N	#	190,107
	Janus Capital Management	JANUS BALANCED R	#	160,072
	Nuveen Investments	NUVEEN MID CAP INDEX R3	#	31,706
	ClearBridge Investments	CLEARBRIDGE APPRECIATION R	#	95,911
*	Hartford	MONEY MARKET FIXED ACCOUNT	#	91,524
*	Notes receivable from participants	3.25% - 5.25%, Various Maturity Dates	-0-	46,988
				$ 1,893,669

* A defined party-in-interest.
# Historical cost information omitted as it is not required for participant directed investments.

This supplemental schedule lists assets held for investment purposes at December 31, 2012, as required by the Department of Labor's Rules and Regulations for Reporting and Disclosure.

NATERRA INTERNATIONAL, INC. 401(K) PLAN

FINANCIAL REPORT AND SUPPLEMENTAL SCHEDULE

DECEMBER 31, 2012

C O N T E N T S

Page

INDEPENDENT AUDITOR'S REPORT 1

FINANCIAL STATEMENTS

Statements of Net Assets Available for Benefits 3

Statement of Changes in Net Assets Available for Benefits 4

Notes to Financial Statements 5

SUPPLEMENTAL SCHEDULE*

Schedule H, Part IV, Line 4i - Schedule of Assets (Held at End of Year) 12

* Other schedules required by 29 CFR 2520.103-10 of the Department of Labor's Rules and Regulations for Reporting and Disclosure under Employee Retirement Income Security Act of 1974 have been omitted because they are not applicable.

INDEPENDENT AUDITOR'S REPORT

To the Plan Administrator
Naterra International, Inc. 401(K) Plan
Flower Mound, Texas

Report on the Financial Statements

We were engaged to audit the accompanying financial statements of Naterra International, Inc. 401(K) Plan (the Plan), which comprise the statements of net assets available for benefits as of December 31, 2012 and 2011, and the related statement of changes in net assets available for benefits for the year ended December 31, 2012, and the related notes to the financial statements.

Management's Responsibility for the Financial Statements

Plan management is responsible for the preparation and fair presentation of these financial statements in accordance with accounting principles generally accepted in the United States of America; this includes the design, implementation, and maintenance of internal control relevant to the preparation and fair presentation of financial statements that are free from material misstatement, whether due to fraud or error.

Auditor's Responsibility

Our responsibility is to express an opinion on these financial statements based on conducting the audit in accordance with auditing standards generally accepted in the United States of America. Because of the matter described in the Basis for Disclaimer of Opinion paragraph, however, we were not able to obtain sufficient appropriate audit evidence to provide a basis for an audit opinion.

Basis for Disclaimer of Opinion

As permitted by 29 CFR 2520.103-8 of the Department of Labor's Rules and Regulations for Reporting and Disclosure under the Employee Retirement Income Security Act of 1974, the plan administrator instructed us not to perform, and we did not perform, any auditing procedures with respect to the information summarized in Note 3, which was certified by Hartford Life Insurance Company, the trustee of the Plan, except for comparing the information with the related information included in the financial statements and supplemental schedule. We have been informed by the plan administrator that the trustee holds the Plan's investment assets and executes investment transactions. The plan administrator has obtained a certification from the trustee as of December 31, 2012 and 2011 and for the year ended December 31, 2012, that the information provided to the plan administrator by the trustee is complete and accurate.

Disclaimer of Opinion

Because of the significance of the matter described in the Basis for Disclaimer of Opinion paragraph, we have not been able to obtain sufficient, appropriate audit evidence to provide a basis for an audit opinion. Accordingly, we do not express an opinion on these financial statements.

Other Matter

We were engaged for the purpose of forming an opinion on the financial statements as a whole. The supplemental schedule of assets (held at end of year), which is the responsibility of plan management, is presented for the purpose of additional analysis and is not a required part of the financial statements but is required by the Department of Labor's Rules and Regulations for Reporting and Disclosure under the Employee Retirement Income Security Act of 1974. Because of the significance of the matter described in the Basis for Disclaimer of Opinion paragraph, it is inappropriate to and we do not express an opinion on the supplemental schedule referred to above.

Report on Form and Content in Compliance With DOL Rules and Regulations

The form and content of the information included in the financial statements and supplemental schedule, other than that derived from the information certified by the trustee, have been audited by us in accordance with auditing standards generally accepted in the United States of America and, in our opinion, are presented in compliance with the Department of Labor's Rules and Regulations for Reporting and Disclosure under the Employee Retirement Income Security Act of 1974.

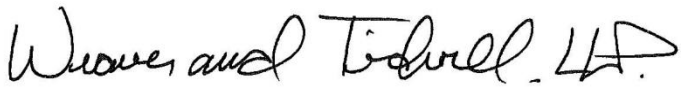

WEAVER AND TIDWELL, L.L.P.

Dallas, Texas
October 9, 2013

NATERRA INTERNATIONAL, INC. 401(K) PLAN
STATEMENTS OF NET ASSETS AVAILABLE FOR BENEFITS
DECEMBER 31, 2012 AND 2011

	2012	2011
ASSETS		
INVESTMENTS, AT FAIR VALUE	1,846,681	1,483,414
RECEIVABLES:		
Notes receivable from participants	46,988	49,953
NET ASSETS AVAILABLE FOR BENEFITS	$ 1,893,669	$ 1,533,367

The Notes to Financial Statements are an integral part of these statements.

NATERRA INTERNATIONAL, INC. 401(K) PLAN
STATEMENT OF CHANGES IN NET ASSETS AVAILABLE FOR BENEFITS
FOR THE YEAR ENDED DECEMBER 31, 2012

CHANGES IN NET ASSETS ATTRIBUTABLE TO:		
Investment Income:		
Interest from participant notes	$	1,547
Dividend income from investments		67,697
Net appreciation in fair value of investments		100,724
Total investment income		169,968
Contributions:		
Employees		207,472
Employer		110,895
Total contributions		318,367
Deductions:		
Benefits paid to participants		127,355
Administrative fees and other		678
Total deductions		128,033
NET INCREASE IN NET ASSETS AVAILABLE FOR BENEFITS		360,302
NET ASSETS AVAILABLE FOR BENEFITS Beginning of year		1,533,367
NET ASSETS AVAILABLE FOR BENEFITS End of year	$	1,893,669

The Notes to Financial Statements are an integral part of this statement.

NATERRA INTERNATIONAL, INC. 401(K) PLAN
NOTES TO FINANCIAL STATEMENTS

NOTE 1. DESCRIPTION OF PLAN

The following description of the Naterra International, Inc. 401(k) Plan (the Plan) provides only general information. Participants should refer to the Plan Document for a more complete description of the Plan's provisions.

General

The Plan is a defined contribution plan subject to the provisions of the Employee Retirement Income Security Act of 1974 (ERISA), as amended. The Plan became effective on January 1, 1997 and was amended and restated effective May 1, 2010.

Eligibility

The Plan is a "401(k) Plan" covering all eligible employees of Naterra International, Inc. and Beauty Manufacturing Solutions, Inc. (the Employers) who are a minimum of twenty-one years of age and have completed one month of service.

Contributions

Participating employees may contribute, through payroll deductions from 1% to 15% of their eligible compensation up to a maximum as defined in the Internal Revenue Code, as deferred contributions. Effective January 1, 1997, the Plan is operating under a deferral election. The entry date to the plan shall be the first date of each month during the plan year in which the employee has been employed for one month.

The Employer shall make a matching safe harbor contribution equal to 100% of the employee's salary deferral contributions up to the first 4% of their eligible compensation. In addition, as of each Plan year-end, the Employer may make a special discretionary contribution equal to a certain percentage of employee compensation. No special discretionary contribution was made or declared for the year ended December 31, 2012. Each participant's share is based on the ratio of their compensation to the total compensation for all participants. For a participant to qualify for a matching safe harbor contribution and special discretionary contribution, the participant must be employed on any day of the plan year.

At the discretion of the Plan Administrator, the employee may be permitted to deposit or rollover into the Plan, assets he or she has received from other plans. The rollovers will be placed in the participant's account based upon their election allocations in the plan enrollment form, which would be 100% vested.

NOTE 1. DESCRIPTION OF PLAN – CONTINUED

Vesting

Safe harbor employer matching contributions vest immediately. Vesting of special discretionary employer contributions in the participant's account is determined under the following schedule, based on years of credited service.

Years of Credited Service	Vested Percentage
Less than 1	0%
1 but less than 2	20%
2 but less than 3	40%
3 but less than 4	60%
4 but less than 5	80%
5 or more	100%

However, the participant will always be 100% vested upon the normal retirement age, disability, or death. Regardless of this vesting schedule, participants will be 100% vested in their own contributions to the Plan.

Forfeitures

Forfeitures are created when participants terminate employment before becoming entitled to their full benefits under the Plan. Forfeited amounts are used to pay Plan expenses first and then to offset Employer's contributions to the Plan. No forfeitures were used to offset employee's contributions for the year ended December 31, 2012. Unallocated forfeitures as of December 31, 2012 and 2011 were $5,453 and $5,444, respectively.

Notes Receivable From Participants

Participants may borrow from their vested fund accounts up to a maximum equal to the lesser of $50,000 or 50% of the non-forfeitable account balance. All notes must be a minimum of $1,000. All notes must have a definite repayment period which range up to 60 months, and participants may have up to three outstanding notes at a time. The notes are collateralized by the balance in the participant's accounts and bear a reasonable rate of interest based on prevailing market conditions.

Benefit Payments

Participants are entitled to receive their benefits under the Plan in the event of retirement, termination of employment, disability, or death. At the time a participant is entitled to receive a distribution under the Plan, the plan administrator will direct the trustee to pay the benefits in either one lump sum or, if elected by the participant and the vested account balance exceeds $5,000, in installment payments. For termination of service due to other reasons, a participant may receive the value of the vested account balance as a lump sum distribution or rollover.

NOTE 1. DESCRIPTION OF PLAN – CONTINUED

Administration

Substantially all administration expenses incurred by the Plan are paid by the Employer except for fees charged by the trustee for processing loans and early redemption penalties.

Plan Termination

Although it has not expressed any intent to do so, the Employer has the right under the Plan to suspend or discontinue its contributions at any time and to terminate the Plan in whole or in part, subject to the provisions of ERISA. In the event of Plan termination, Plan participants will become 100% vested in their Employer's contributions. After provisions for the expenses of administration, the proportionate interests will be distributed to the participants.

NOTE 2. SUMMARY OF ACCOUNTING POLICIES

Basis of Accounting and Use of Estimates

The accompanying financial statements are prepared on the accrual basis of accounting. Employee contributions are recorded in the period during which the Employer makes payroll deductions from the Plan participants' earnings. Employer contributions are recorded in the same period. Benefit payments are recorded in the period in which they are distributed. Income and expenses are recorded in the period earned and incurred, respectively. The preparation of financial statements in conformity with accounting principles generally accepted in the United States of America requires the Plan administrator to use estimates and assumptions that affect reported amounts in the accompanying financial statements and disclosures. Actual results could differ from these estimates.

Investment Valuation

The Plan's investments are in registered investment companies (mutual funds) and are stated at fair value, based on quoted market prices at the Plan's year-end. Fair value of mutual funds is based on quoted market prices in an active market as of the last day of the Plan year. Notes receivable from participants are valued at the unpaid principal balance plus any accrued but unpaid interest. Purchases and sales of investments are recorded on a trade date basis. Interest is allocated to participant accounts on a pro-rata basis depending on the participant's account balance. Dividends are allocated based on the number of shares in a participant's account.

NOTE 2. SUMMARY OF ACCOUNTING POLICIES – CONTINUED

Market and Credit Risks

The Plan invests in various investment securities. Investment securities are exposed to various risks such as interest rate, market, and credit risks. Due to the level of risk associated with certain investment securities, it is at least reasonably possible that changes in the values of investment securities will occur in the near term and that such changes could materially affect participants' account balances and the amounts reported in the statements of net assets available for benefits.

NOTE 3. CERTIFIED FINANCIAL DATA (UNAUDITED)

The following is a summary of the Plan's financial information and data certified by the Trustee, Hartford Life Insurance Company, as complete and accurate in accordance with 29 CFR 2520.103-8 of the Department of Labor's Rules and Regulations for reporting and Disclosure under the Employee Retirement Income Security Act (ERISA) of 1974:

	December 31, 2012	December 31, 2011
Mutual funds	$ 1,755,157	$ 1,421,628
Money market funds	91,524	61,786
Notes receivable from participants	46,988	49,953

	Year Ended December 31, 2012
Investment income:	
Interest from participant loans	$ 1,547
Dividends	67,697
Net appreciation in value of investments	100,724

NOTE 4. TAX STATUS

Effective March 31, 2008, the Plan has received a favorable determination letter regarding its status under Section 401 of the Internal Revenue Code (IRC) as amended and, accordingly is exempt from federal income taxation. The Plan has been amended since receiving the determination letter. However, the Plan administrator and the Plan's tax counsel believe that the Plan is designed and is currently being operated in compliance with the applicable requirements of the IRC. Therefore, no provision for income taxes has been included in the Plan's financial statements.

NOTE 4. TAX STATUS – CONTINUED

In accordance with current guidance related to accounting for uncertainties in income taxes, the Plan is required to recognize in its financial statements the financial effects of a tax position, if that position is more likely than not of being sustained upon examination, including resolution of any appeals or litigation processes based upon the technical merits of the tax position. The new requirements also provide guidance on measurement, classification, interest and penalties and disclosure.

Tax positions taken related to the Plan's tax exempt status, unrelated business activities taxable income and deductibility of expenses and other miscellaneous tax positions have been reviewed, and management is of the opinion that material positions taken would more likely than not be sustained by examination. Accordingly, the Plan has not recorded an income tax liability for uncertain tax benefits. The Plan's tax years 2009 through 2011 remain subject to examination.

NOTE 5. INVESTMENTS

Investments that represent 5% or more of the net assets available for benefits at December 31, 2012 are as follows:

MFS Research Intl R2	$	206,310
Columbia Mid Cap Value R		154,843
Franklin High Income R		156,951
Allianz NFJ Dividend Value R		153,159
MFS Growth Inv R2		194,040
Oppenheimer Intl Growth N		190,107
Janus Balanced R		160,072
Clearbridge Appreciation R		95,911

Investments that represent 5% or more of the net assets available for benefits at December 31, 2011 are as follows:

MFS Research Intl R2	$	154,898
Blackrock Lifepath Retirement A		143,840
Columbia Mid Cap Value R		135,939
Franklin High Income R		117,643
Janus Overseas R		234,497
Allianz NFJ Dividend Value R		110,610
MFS Growth Inv R2		143,434

NOTE 6. FAIR VALUE MEASUREMENT

In accordance with current guidance on fair value measurements and disclosures, the Plan defines fair value as the price that would be received from selling an asset or paid to transfer a liability in an orderly transaction between market participants at the measurement date. When determining the fair value measurements for assets and liabilities which are required to be recorded at fair value, the Plan considers the principal or most advantageous market in which the Plan would transact and the market-based risk measurements or assumptions that market participants would use in pricing the asset or liability, such as inherent risk, transfer restrictions and credit risk.

The Plan applies the following fair value hierarchy, which prioritizes the inputs used to measure fair value into three levels, and bases the categorization within the hierarchy upon the lowest level of input that is available and significant to the fair value measurement:

Level 1 inputs: Quoted prices in active markets for identical assets or liabilities.

Level 2 inputs: Observable inputs other than Level 1 prices such as quoted prices for similar assets or liabilities; quoted prices in markets that are not active; or other inputs that are observable or can be corroborated by observable market data for substantially the full term of the assets or liabilities.

Level 3 inputs: Unobservable inputs that are supported by little or no market activity and that are significant to the fair value of the assets or liabilities.

The following is a description of the valuation methodologies used for instruments measured at fair value, including the general classification of such instruments pursuant to the valuation hierarchy.

Mutual Funds and Money Market Funds

Mutual funds and money market funds are public investment vehicles valued using the Net Asset Value (NAV) provided by the administrator of the fund. The NAV is based on the value of the underlying assets owned by the fund, minus its liabilities, and then divided by the number of shares outstanding. The NAV is a quoted price in an active market and classified within Level 1 of the valuation hierarchy.

The following tables set forth by level within the fair value hierarchy the Plan investment assets and liabilities at fair value, as of December 31. As required by ASC 820, assets and liabilities are classified in their entirety based on the lowest level of input that is significant to the fair value measurement.

NOTE 6. FAIR VALUE MEASUREMENT – CONTINUED

Below are the Plan's financial instruments carried at fair value on a recurring basis by the fair value hierarchy levels as described above:

	As of December 31, 2012			
	Quoted Prices in Active Markets for Identical Assets (Level 1)	Significant Observable Inputs (Level 2)	Significant Unobservable Inputs (Level 3)	Total Fair Value
Assets:				
Mutual Funds				
Bond	$ 345,279	$ -	$ -	$ 345,279
Domestic equity	876,996	-	-	876,996
International/global	396,417	-	-	396,417
Target date	136,465	-	-	136,465
Money market fund	91,524	-	-	91,524
Total assets	$ 1,846,681	$ -	$ -	$ 1,846,681

	As of December 31, 2011			
	Quoted Prices in Active Markets for Identical Assets (Level 1)	Significant Observable Inputs (Level 2)	Significant Unobservable Inputs (Level 3)	Total Fair Value
Assets:				
Mutual Funds				
Bond	$ 289,037	$ -	$ -	$ 289,037
Domestic equity	560,479	-	-	560,479
International/global	389,395	-	-	389,395
Target date	182,717	-	-	182,717
Money market fund	61,786	-	-	61,786
Total assets	$ 1,483,414	$ -	$ -	$ 1,483,414

For the year ended December 31, 2012, the plan held no investments classified as level two or three in the fair value hierarchy.

NOTE 7. SUBSEQUENT EVENTS

The Plan administrator has evaluated all events or transactions that occurred after December 31, 2012 up through October 9, 2013, the date the financial statements were available to be issued. During this period there were no material recognizable subsequent events.

SUPPLEMENTAL SCHEDULE

NATERRA INTERNATIONAL, INC. 401(K) PLAN
SCHEDULE H, PART IV, LINE 4i - SCHEDULE OF ASSETS (HELD AT END OF YEAR)
EIN: 75-2567840
PLAN NUMBER 001
DECEMBER 31, 2012

(a)	(b) Identity of issuer, borrower, lessor, or similar party	(c) Description of investment including maturity date, rate of investment, collateral, par, or maturity value	(d) Cost	(e) Current value
*	Hartford Mutual Funds	THE HARTFORD SMALL COMPANY R3	#	$ 87,265
	Pacific Investment Management Co LLC	PIMCO TOTAL RETURN R	#	56,938
	Massachusetts Financial Services Co	MFS RESEARCH INTL R2	#	206,310
	BlackRock Funds	BLACKROCK LIFEPATH 2020 A	#	34,495
	BlackRock Funds	BLACKROCK LIFEPATH 2040 A	#	188
	BlackRock Funds	BLACKROCK LIFEPATH RETIREMENT A	#	72,660
	Liberty Financial Funds	COLUMBIA MID CAP VALUE R	#	154,843
*	Hartford Mutual Funds	THE HARTFORD INFLATION PLUS R3	#	60,700
	BlackRock Funds	BLACKROCK LIFEPATH 2050 A	#	29,122
	Franklin Templeton Investments	FRANKLIN HIGH INCOME R	#	156,951
	Massachusetts Financial Services Co	MFS GOVERNMENT SECURITIES R2	#	70,690
	Allianz	ALLIANZ NFJ DIVIDEND VALUE R	#	153,159
	Massachusetts Financial Services Co	MFS GROWTH INV R2	#	194,040
	Oppenheimer Funds Inc	OPPENHEIMER INTL GROWTH N	#	190,107
	Janus Capital Management	JANUS BALANCED R	#	160,072
	Nuveen Investments	NUVEEN MID CAP INDEX R3	#	31,706
	ClearBridge Investments	CLEARBRIDGE APPRECIATION R	#	95,911
*	Hartford	MONEY MARKET FIXED ACCOUNT	#	91,524
*	Notes receivable from participants	3.25% - 5.25%, Various Maturity Dates	-0-	46,988
				$ 1,893,669

* A defined party-in-interest.
# Historical cost information omitted as it is not required for participant directed investments.

This supplemental schedule lists assets held for investment purposes at December 31, 2012, as required by the Department of Labor's Rules and Regulations for Reporting and Disclosure.

NATERRA INTERNATIONAL, INC. 401(K) PLAN

FINANCIAL REPORT AND SUPPLEMENTAL SCHEDULE

DECEMBER 31, 2012

C O N T E N T S

Page

INDEPENDENT AUDITOR'S REPORT 1

FINANCIAL STATEMENTS

Statements of Net Assets Available for Benefits 3

Statement of Changes in Net Assets Available for Benefits 4

Notes to Financial Statements 5

SUPPLEMENTAL SCHEDULE*

Schedule H, Part IV, Line 4i - Schedule of Assets (Held at End of Year) 12

* Other schedules required by 29 CFR 2520.103-10 of the Department of Labor's Rules and Regulations for Reporting and Disclosure under Employee Retirement Income Security Act of 1974 have been omitted because they are not applicable.

INDEPENDENT AUDITOR'S REPORT

To the Plan Administrator
Naterra International, Inc. 401(K) Plan
Flower Mound, Texas

Report on the Financial Statements

We were engaged to audit the accompanying financial statements of Naterra International, Inc. 401(K) Plan (the Plan), which comprise the statements of net assets available for benefits as of December 31, 2012 and 2011, and the related statement of changes in net assets available for benefits for the year ended December 31, 2012, and the related notes to the financial statements.

Management's Responsibility for the Financial Statements

Plan management is responsible for the preparation and fair presentation of these financial statements in accordance with accounting principles generally accepted in the United States of America; this includes the design, implementation, and maintenance of internal control relevant to the preparation and fair presentation of financial statements that are free from material misstatement, whether due to fraud or error.

Auditor's Responsibility

Our responsibility is to express an opinion on these financial statements based on conducting the audit in accordance with auditing standards generally accepted in the United States of America. Because of the matter described in the Basis for Disclaimer of Opinion paragraph, however, we were not able to obtain sufficient appropriate audit evidence to provide a basis for an audit opinion.

Basis for Disclaimer of Opinion

As permitted by 29 CFR 2520.103-8 of the Department of Labor's Rules and Regulations for Reporting and Disclosure under the Employee Retirement Income Security Act of 1974, the plan administrator instructed us not to perform, and we did not perform, any auditing procedures with respect to the information summarized in Note 3, which was certified by Hartford Life Insurance Company, the trustee of the Plan, except for comparing the information with the related information included in the financial statements and supplemental schedule. We have been informed by the plan administrator that the trustee holds the Plan's investment assets and executes investment transactions. The plan administrator has obtained a certification from the trustee as of December 31, 2012 and 2011 and for the year ended December 31, 2012, that the information provided to the plan administrator by the trustee is complete and accurate.

Disclaimer of Opinion

Because of the significance of the matter described in the Basis for Disclaimer of Opinion paragraph, we have not been able to obtain sufficient, appropriate audit evidence to provide a basis for an audit opinion. Accordingly, we do not express an opinion on these financial statements.

Other Matter

We were engaged for the purpose of forming an opinion on the financial statements as a whole. The supplemental schedule of assets (held at end of year), which is the responsibility of plan management, is presented for the purpose of additional analysis and is not a required part of the financial statements but is required by the Department of Labor's Rules and Regulations for Reporting and Disclosure under the Employee Retirement Income Security Act of 1974. Because of the significance of the matter described in the Basis for Disclaimer of Opinion paragraph, it is inappropriate to and we do not express an opinion on the supplemental schedule referred to above.

Report on Form and Content in Compliance With DOL Rules and Regulations

The form and content of the information included in the financial statements and supplemental schedule, other than that derived from the information certified by the trustee, have been audited by us in accordance with auditing standards generally accepted in the United States of America and, in our opinion, are presented in compliance with the Department of Labor's Rules and Regulations for Reporting and Disclosure under the Employee Retirement Income Security Act of 1974.

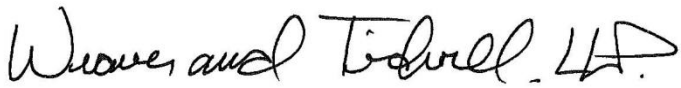

WEAVER AND TIDWELL, L.L.P.

Dallas, Texas
October 9, 2013

NATERRA INTERNATIONAL, INC. 401(K) PLAN
STATEMENTS OF NET ASSETS AVAILABLE FOR BENEFITS
DECEMBER 31, 2012 AND 2011

	2012	2011
ASSETS		
INVESTMENTS, AT FAIR VALUE	1,846,681	1,483,414
RECEIVABLES:		
Notes receivable from participants	46,988	49,953
NET ASSETS AVAILABLE FOR BENEFITS	$ 1,893,669	$ 1,533,367

The Notes to Financial Statements are an integral part of these statements.

NATERRA INTERNATIONAL, INC. 401(K) PLAN
STATEMENT OF CHANGES IN NET ASSETS AVAILABLE FOR BENEFITS
FOR THE YEAR ENDED DECEMBER 31, 2012

CHANGES IN NET ASSETS ATTRIBUTABLE TO:		
Investment Income:		
Interest from participant notes	$	1,547
Dividend income from investments		67,697
Net appreciation in fair value of investments		100,724
Total investment income		169,968
Contributions:		
Employees		207,472
Employer		110,895
Total contributions		318,367
Deductions:		
Benefits paid to participants		127,355
Administrative fees and other		678
Total deductions		128,033
NET INCREASE IN NET ASSETS AVAILABLE FOR BENEFITS		360,302
NET ASSETS AVAILABLE FOR BENEFITS Beginning of year		1,533,367
NET ASSETS AVAILABLE FOR BENEFITS End of year	$	1,893,669

The Notes to Financial Statements are an integral part of this statement.

NATERRA INTERNATIONAL, INC. 401(K) PLAN
NOTES TO FINANCIAL STATEMENTS

NOTE 1. DESCRIPTION OF PLAN

The following description of the Naterra International, Inc. 401(k) Plan (the Plan) provides only general information. Participants should refer to the Plan Document for a more complete description of the Plan's provisions.

General

The Plan is a defined contribution plan subject to the provisions of the Employee Retirement Income Security Act of 1974 (ERISA), as amended. The Plan became effective on January 1, 1997 and was amended and restated effective May 1, 2010.

Eligibility

The Plan is a "401(k) Plan" covering all eligible employees of Naterra International, Inc. and Beauty Manufacturing Solutions, Inc. (the Employers) who are a minimum of twenty-one years of age and have completed one month of service.

Contributions

Participating employees may contribute, through payroll deductions from 1% to 15% of their eligible compensation up to a maximum as defined in the Internal Revenue Code, as deferred contributions. Effective January 1, 1997, the Plan is operating under a deferral election. The entry date to the plan shall be the first date of each month during the plan year in which the employee has been employed for one month.

The Employer shall make a matching safe harbor contribution equal to 100% of the employee's salary deferral contributions up to the first 4% of their eligible compensation. In addition, as of each Plan year-end, the Employer may make a special discretionary contribution equal to a certain percentage of employee compensation. No special discretionary contribution was made or declared for the year ended December 31, 2012. Each participant's share is based on the ratio of their compensation to the total compensation for all participants. For a participant to qualify for a matching safe harbor contribution and special discretionary contribution, the participant must be employed on any day of the plan year.

At the discretion of the Plan Administrator, the employee may be permitted to deposit or rollover into the Plan, assets he or she has received from other plans. The rollovers will be placed in the participant's account based upon their election allocations in the plan enrollment form, which would be 100% vested.

NOTE 1. DESCRIPTION OF PLAN – CONTINUED

Vesting

Safe harbor employer matching contributions vest immediately. Vesting of special discretionary employer contributions in the participant's account is determined under the following schedule, based on years of credited service.

Years of Credited Service	Vested Percentage
Less than 1	0%
1 but less than 2	20%
2 but less than 3	40%
3 but less than 4	60%
4 but less than 5	80%
5 or more	100%

However, the participant will always be 100% vested upon the normal retirement age, disability, or death. Regardless of this vesting schedule, participants will be 100% vested in their own contributions to the Plan.

Forfeitures

Forfeitures are created when participants terminate employment before becoming entitled to their full benefits under the Plan. Forfeited amounts are used to pay Plan expenses first and then to offset Employer's contributions to the Plan. No forfeitures were used to offset employee's contributions for the year ended December 31, 2012. Unallocated forfeitures as of December 31, 2012 and 2011 were $5,453 and $5,444, respectively.

Notes Receivable From Participants

Participants may borrow from their vested fund accounts up to a maximum equal to the lesser of $50,000 or 50% of the non-forfeitable account balance. All notes must be a minimum of $1,000. All notes must have a definite repayment period which range up to 60 months, and participants may have up to three outstanding notes at a time. The notes are collateralized by the balance in the participant's accounts and bear a reasonable rate of interest based on prevailing market conditions.

Benefit Payments

Participants are entitled to receive their benefits under the Plan in the event of retirement, termination of employment, disability, or death. At the time a participant is entitled to receive a distribution under the Plan, the plan administrator will direct the trustee to pay the benefits in either one lump sum or, if elected by the participant and the vested account balance exceeds $5,000, in installment payments. For termination of service due to other reasons, a participant may receive the value of the vested account balance as a lump sum distribution or rollover.

NOTE 1. DESCRIPTION OF PLAN – CONTINUED

Administration

Substantially all administration expenses incurred by the Plan are paid by the Employer except for fees charged by the trustee for processing loans and early redemption penalties.

Plan Termination

Although it has not expressed any intent to do so, the Employer has the right under the Plan to suspend or discontinue its contributions at any time and to terminate the Plan in whole or in part, subject to the provisions of ERISA. In the event of Plan termination, Plan participants will become 100% vested in their Employer's contributions. After provisions for the expenses of administration, the proportionate interests will be distributed to the participants.

NOTE 2. SUMMARY OF ACCOUNTING POLICIES

Basis of Accounting and Use of Estimates

The accompanying financial statements are prepared on the accrual basis of accounting. Employee contributions are recorded in the period during which the Employer makes payroll deductions from the Plan participants' earnings. Employer contributions are recorded in the same period. Benefit payments are recorded in the period in which they are distributed. Income and expenses are recorded in the period earned and incurred, respectively. The preparation of financial statements in conformity with accounting principles generally accepted in the United States of America requires the Plan administrator to use estimates and assumptions that affect reported amounts in the accompanying financial statements and disclosures. Actual results could differ from these estimates.

Investment Valuation

The Plan's investments are in registered investment companies (mutual funds) and are stated at fair value, based on quoted market prices at the Plan's year-end. Fair value of mutual funds is based on quoted market prices in an active market as of the last day of the Plan year. Notes receivable from participants are valued at the unpaid principal balance plus any accrued but unpaid interest. Purchases and sales of investments are recorded on a trade date basis. Interest is allocated to participant accounts on a pro-rata basis depending on the participant's account balance. Dividends are allocated based on the number of shares in a participant's account.

NOTE 2. SUMMARY OF ACCOUNTING POLICIES – CONTINUED

Market and Credit Risks

The Plan invests in various investment securities. Investment securities are exposed to various risks such as interest rate, market, and credit risks. Due to the level of risk associated with certain investment securities, it is at least reasonably possible that changes in the values of investment securities will occur in the near term and that such changes could materially affect participants' account balances and the amounts reported in the statements of net assets available for benefits.

NOTE 3. CERTIFIED FINANCIAL DATA (UNAUDITED)

The following is a summary of the Plan's financial information and data certified by the Trustee, Hartford Life Insurance Company, as complete and accurate in accordance with 29 CFR 2520.103-8 of the Department of Labor's Rules and Regulations for reporting and Disclosure under the Employee Retirement Income Security Act (ERISA) of 1974:

	December 31, 2012	December 31, 2011
Mutual funds	$ 1,755,157	$ 1,421,628
Money market funds	91,524	61,786
Notes receivable from participants	46,988	49,953

	Year Ended December 31, 2012
Investment income:	
Interest from participant loans	$ 1,547
Dividends	67,697
Net appreciation in value of investments	100,724

NOTE 4. TAX STATUS

Effective March 31, 2008, the Plan has received a favorable determination letter regarding its status under Section 401 of the Internal Revenue Code (IRC) as amended and, accordingly is exempt from federal income taxation. The Plan has been amended since receiving the determination letter. However, the Plan administrator and the Plan's tax counsel believe that the Plan is designed and is currently being operated in compliance with the applicable requirements of the IRC. Therefore, no provision for income taxes has been included in the Plan's financial statements.

NOTE 4. TAX STATUS – CONTINUED

In accordance with current guidance related to accounting for uncertainties in income taxes, the Plan is required to recognize in its financial statements the financial effects of a tax position, if that position is more likely than not of being sustained upon examination, including resolution of any appeals or litigation processes based upon the technical merits of the tax position. The new requirements also provide guidance on measurement, classification, interest and penalties and disclosure.

Tax positions taken related to the Plan's tax exempt status, unrelated business activities taxable income and deductibility of expenses and other miscellaneous tax positions have been reviewed, and management is of the opinion that material positions taken would more likely than not be sustained by examination. Accordingly, the Plan has not recorded an income tax liability for uncertain tax benefits. The Plan's tax years 2009 through 2011 remain subject to examination.

NOTE 5. INVESTMENTS

Investments that represent 5% or more of the net assets available for benefits at December 31, 2012 are as follows:

MFS Research Intl R2	$	206,310
Columbia Mid Cap Value R		154,843
Franklin High Income R		156,951
Allianz NFJ Dividend Value R		153,159
MFS Growth Inv R2		194,040
Oppenheimer Intl Growth N		190,107
Janus Balanced R		160,072
Clearbridge Appreciation R		95,911

Investments that represent 5% or more of the net assets available for benefits at December 31, 2011 are as follows:

MFS Research Intl R2	$	154,898
Blackrock Lifepath Retirement A		143,840
Columbia Mid Cap Value R		135,939
Franklin High Income R		117,643
Janus Overseas R		234,497
Allianz NFJ Dividend Value R		110,610
MFS Growth Inv R2		143,434

NOTE 6. FAIR VALUE MEASUREMENT

In accordance with current guidance on fair value measurements and disclosures, the Plan defines fair value as the price that would be received from selling an asset or paid to transfer a liability in an orderly transaction between market participants at the measurement date. When determining the fair value measurements for assets and liabilities which are required to be recorded at fair value, the Plan considers the principal or most advantageous market in which the Plan would transact and the market-based risk measurements or assumptions that market participants would use in pricing the asset or liability, such as inherent risk, transfer restrictions and credit risk.

The Plan applies the following fair value hierarchy, which prioritizes the inputs used to measure fair value into three levels, and bases the categorization within the hierarchy upon the lowest level of input that is available and significant to the fair value measurement:

Level 1 inputs: Quoted prices in active markets for identical assets or liabilities.

Level 2 inputs: Observable inputs other than Level 1 prices such as quoted prices for similar assets or liabilities; quoted prices in markets that are not active; or other inputs that are observable or can be corroborated by observable market data for substantially the full term of the assets or liabilities.

Level 3 inputs: Unobservable inputs that are supported by little or no market activity and that are significant to the fair value of the assets or liabilities.

The following is a description of the valuation methodologies used for instruments measured at fair value, including the general classification of such instruments pursuant to the valuation hierarchy.

Mutual Funds and Money Market Funds

Mutual funds and money market funds are public investment vehicles valued using the Net Asset Value (NAV) provided by the administrator of the fund. The NAV is based on the value of the underlying assets owned by the fund, minus its liabilities, and then divided by the number of shares outstanding. The NAV is a quoted price in an active market and classified within Level 1 of the valuation hierarchy.

The following tables set forth by level within the fair value hierarchy the Plan investment assets and liabilities at fair value, as of December 31. As required by ASC 820, assets and liabilities are classified in their entirety based on the lowest level of input that is significant to the fair value measurement.

NOTE 6. FAIR VALUE MEASUREMENT – CONTINUED

Below are the Plan's financial instruments carried at fair value on a recurring basis by the fair value hierarchy levels as described above:

	As of December 31, 2012			
	Quoted Prices in Active Markets for Identical Assets (Level 1)	Significant Observable Inputs (Level 2)	Significant Unobservable Inputs (Level 3)	Total Fair Value
Assets:				
Mutual Funds				
Bond	$ 345,279	$ -	$ -	$ 345,279
Domestic equity	876,996	-	-	876,996
International/global	396,417	-	-	396,417
Target date	136,465	-	-	136,465
Money market fund	91,524	-	-	91,524
Total assets	$ 1,846,681	$ -	$ -	$ 1,846,681

	As of December 31, 2011			
	Quoted Prices in Active Markets for Identical Assets (Level 1)	Significant Observable Inputs (Level 2)	Significant Unobservable Inputs (Level 3)	Total Fair Value
Assets:				
Mutual Funds				
Bond	$ 289,037	$ -	$ -	$ 289,037
Domestic equity	560,479	-	-	560,479
International/global	389,395	-	-	389,395
Target date	182,717	-	-	182,717
Money market fund	61,786	-	-	61,786
Total assets	$ 1,483,414	$ -	$ -	$ 1,483,414

For the year ended December 31, 2012, the plan held no investments classified as level two or three in the fair value hierarchy.

NOTE 7. SUBSEQUENT EVENTS

The Plan administrator has evaluated all events or transactions that occurred after December 31, 2012 up through October 9, 2013, the date the financial statements were available to be issued. During this period there were no material recognizable subsequent events.

SUPPLEMENTAL SCHEDULE

NATERRA INTERNATIONAL, INC. 401(K) PLAN
SCHEDULE H, PART IV, LINE 4i - SCHEDULE OF ASSETS (HELD AT END OF YEAR)
EIN: 75-2567840
PLAN NUMBER 001
DECEMBER 31, 2012

(a)	(b) Identity of issuer, borrower, lessor, or similar party	(c) Description of investment including maturity date, rate of investment, collateral, par, or maturity value	(d) Cost	(e) Current value
*	Hartford Mutual Funds	THE HARTFORD SMALL COMPANY R3	#	$ 87,265
	Pacific Investment Management Co LLC	PIMCO TOTAL RETURN R	#	56,938
	Massachusetts Financial Services Co	MFS RESEARCH INTL R2	#	206,310
	BlackRock Funds	BLACKROCK LIFEPATH 2020 A	#	34,495
	BlackRock Funds	BLACKROCK LIFEPATH 2040 A	#	188
	BlackRock Funds	BLACKROCK LIFEPATH RETIREMENT A	#	72,660
	Liberty Financial Funds	COLUMBIA MID CAP VALUE R	#	154,843
*	Hartford Mutual Funds	THE HARTFORD INFLATION PLUS R3	#	60,700
	BlackRock Funds	BLACKROCK LIFEPATH 2050 A	#	29,122
	Franklin Templeton Investments	FRANKLIN HIGH INCOME R	#	156,951
	Massachusetts Financial Services Co	MFS GOVERNMENT SECURITIES R2	#	70,690
	Allianz	ALLIANZ NFJ DIVIDEND VALUE R	#	153,159
	Massachusetts Financial Services Co	MFS GROWTH INV R2	#	194,040
	Oppenheimer Funds Inc	OPPENHEIMER INTL GROWTH N	#	190,107
	Janus Capital Management	JANUS BALANCED R	#	160,072
	Nuveen Investments	NUVEEN MID CAP INDEX R3	#	31,706
	ClearBridge Investments	CLEARBRIDGE APPRECIATION R	#	95,911
*	Hartford	MONEY MARKET FIXED ACCOUNT	#	91,524
*	Notes receivable from participants	3.25% - 5.25%, Various Maturity Dates	-0-	46,988
				$ 1,893,669

* A defined party-in-interest.
# Historical cost information omitted as it is not required for participant directed investments.

This supplemental schedule lists assets held for investment purposes at December 31, 2012, as required by the Department of Labor's Rules and Regulations for Reporting and Disclosure.