Form 5500

Department of the Treasury
Internal Revenue Service

Department of Labor
Employee Benefits Security Administration

Pension Benefit Guaranty Corporation

Annual Return/Report of Employee Benefit Plan

This form is required to be filed for employee benefit plans under sections 104 and 4065 of the Employee Retirement Income Security Act of 1974 (ERISA) and sections 6047(e), 6057(b), and 6058(a) of the Internal Revenue Code (the Code).

▶ **Complete all entries in accordance with the instructions to the Form 5500.**

OMB Nos. 1210-0110
1210-0089

2012

This Form is Open to Public Inspection

Part I Annual Report Identification Information

For calendar plan year 2012 or fiscal plan year beginning 01/01/2012 and ending 12/31/2012

A This return/report is for:
- [ ] a multiemployer plan;
- [ ] a multiple-employer plan; or
- [X] a single-employer plan;
- [ ] a DFE (specify) ____

B This return/report is:
- [ ] the first return/report;
- [ ] the final return/report;
- [ ] an amended return/report;
- [ ] a short plan year return/report (less than 12 months).

C If the plan is a collectively-bargained plan, check here. . . . . ▶ [X]

D Check box if filing under:
- [X] Form 5558;
- [ ] automatic extension;
- [ ] the DFVC program;
- [ ] special extension (enter description)

Part II Basic Plan Information—enter all requested information

1a Name of plan
PEBBLE BEACH COMPANY 401(K) PLAN

1b Three-digit plan number (PN) ▶ 003

1c Effective date of plan 04/01/1993

2a Plan sponsor's name and address; include room or suite number (employer, if for a single-employer plan)

PEBBLE BEACH COMPANY

P.O. BOX 1418
PEBBLE BEACH, CA 93953-0567

2790 17-MILE DRIVE
PEBBLE BEACH, CA 93953-0567

2b Employer Identification Number (EIN)
77-0303209

2c Sponsor's telephone number
831-624-3811

2d Business code (see instructions)
721110

Caution: A penalty for the late or incomplete filing of this return/report will be assessed unless reasonable cause is established.

Under penalties of perjury and other penalties set forth in the instructions, I declare that I have examined this return/report, including accompanying schedules, statements and attachments, as well as the electronic version of this return/report, and to the best of my knowledge and belief, it is true, correct, and complete.

SIGN HERE	Filed with authorized/valid electronic signature.	10/15/2013	DAVID HEUCK
	Signature of plan administrator	Date	Enter name of individual signing as plan administrator
SIGN HERE	Filed with authorized/valid electronic signature.	10/15/2013	DAVID HEUCK
	Signature of employer/plan sponsor	Date	Enter name of individual signing as employer or plan sponsor
SIGN HERE			
	Signature of DFE	Date	Enter name of individual signing as DFE

Preparer's name (including firm name, if applicable) and address; include room or suite number. (optional)

Preparer's telephone number (optional)

3a Plan administrator's name and address ☐ Same as Plan Sponsor Name ☐ Same as Plan Sponsor Address

PEBBLE BEACH COMPANY

P.O. BOX 1418
PEBBLE BEACH, CA 93953-0567

3b Administrator's EIN
77-0303209

3c Administrator's telephone number
831-624-3811

4 If the name and/or EIN of the plan sponsor has changed since the last return/report filed for this plan, enter the name, EIN and the plan number from the last return/report:

a Sponsor's name

4b EIN

4c PN

5	Total number of participants at the beginning of the plan year	**5**	1579
6	Number of participants as of the end of the plan year (welfare plans complete only lines **6a, 6b, 6c,** and **6d**).		
a	Active participants	**6a**	1289
b	Retired or separated participants receiving benefits	**6b**	0
c	Other retired or separated participants entitled to future benefits	**6c**	449
d	Subtotal. Add lines **6a**, **6b**, and **6c**	**6d**	1738
e	Deceased participants whose beneficiaries are receiving or are entitled to receive benefits	**6e**	6
f	Total. Add lines **6d** and **6e**	**6f**	1744
g	Number of participants with account balances as of the end of the plan year (only defined contribution plans complete this item)	**6g**	1484
h	Number of participants that terminated employment during the plan year with accrued benefits that were less than 100% vested	**6h**	33
7	Enter the total number of employers obligated to contribute to the plan (only multiemployer plans complete this item)	**7**	

8a If the plan provides pension benefits, enter the applicable pension feature codes from the List of Plan Characteristics Codes in the instructions:
2E 2F 2G 2J 2K 2T 3D

b If the plan provides welfare benefits, enter the applicable welfare feature codes from the List of Plan Characteristics Codes in the instructions:

9a Plan funding arrangement (check all that apply)

(1)	☐	Insurance
(2)	☐	Code section 412(e)(3) insurance contracts
(3)	X	Trust
(4)	☐	General assets of the sponsor

9b Plan benefit arrangement (check all that apply)

(1)	☐	Insurance
(2)	☐	Code section 412(e)(3) insurance contracts
(3)	X	Trust
(4)	☐	General assets of the sponsor

10 Check all applicable boxes in 10a and 10b to indicate which schedules are attached, and, where indicated, enter the number attached. (See instructions)

a Pension Schedules

(1)	X	**R** (Retirement Plan Information)
(2)	☐	**MB** (Multiemployer Defined Benefit Plan and Certain Money Purchase Plan Actuarial Information) - signed by the plan actuary
(3)	☐	**SB** (Single-Employer Defined Benefit Plan Actuarial Information) - signed by the plan actuary

b General Schedules

(1)	X	**H** (Financial Information)
(2)	☐	**I** (Financial Information – Small Plan)
(3)	☐	**A** (Insurance Information)
(4)	X	**C** (Service Provider Information)
(5)	X	**D** (DFE/Participating Plan Information)
(6)	☐	**G** (Financial Transaction Schedules)

SCHEDULE C (Form 5500)	Service Provider Information	OMB No. 1210-0110
Department of the Treasury Internal Revenue Service Department of Labor Employee Benefits Security Administration Pension Benefit Guaranty Corporation	This schedule is required to be filed under section 104 of the Employee Retirement Income Security Act of 1974 (ERISA). ▶ **File as an attachment to Form 5500.**	**2012** **This Form is Open to Public Inspection.**

For calendar plan year 2012 or fiscal plan year beginning 01/01/2012 and ending 12/31/2012

A Name of plan
PEBBLE BEACH COMPANY 401(K) PLAN

B Three-digit plan number (PN) ▶ 003

C Plan sponsor's name as shown on line 2a of Form 5500
PEBBLE BEACH COMPANY

D Employer Identification Number (EIN)
77-0303209

Part I Service Provider Information (see instructions)

You must complete this Part, in accordance with the instructions, to report the information required for **each person** who received, directly or indirectly, $5,000 or more in total compensation (i.e., money or anything else of monetary value) in connection with services rendered to the plan or the person's position with the plan during the plan year. If a person received **only** eligible indirect compensation for which the plan received the required disclosures, you are required to answer line 1 but are not required to include that person when completing the remainder of this Part.

1 Information on Persons Receiving Only Eligible Indirect Compensation

a Check "Yes" or "No" to indicate whether you are excluding a person from the remainder of this Part because they received only eligible indirect compensation for which the plan received the required disclosures (see instructions for definitions and conditions).. . . . . [X] Yes [ ] No

b If you answered line 1a "Yes," enter the name and EIN or address of each person providing the required disclosures for the service providers who received only eligible indirect compensation. Complete as many entries as needed (see instructions).

(b) Enter name and EIN or address of person who provided you disclosures on eligible indirect compensation

FID.INV.INST.OPS.CO.

04-2647786

(b) Enter name and EIN or address of person who provided you disclosure on eligible indirect compensation

(b) Enter name and EIN or address of person who provided you disclosures on eligible indirect compensation

(b) Enter name and EIN or address of person who provided you disclosures on eligible indirect compensation

(b) Enter name and EIN or address of person who provided you disclosures on eligible indirect compensation

(b) Enter name and EIN or address of person who provided you disclosures on eligible indirect compensation

(b) Enter name and EIN or address of person who provided you disclosures on eligible indirect compensation

(b) Enter name and EIN or address of person who provided you disclosures on eligible indirect compensation

(b) Enter name and EIN or address of person who provided you disclosures on eligible indirect compensation

(b) Enter name and EIN or address of person who provided you disclosures on eligible indirect compensation

(b) Enter name and EIN or address of person who provided you disclosures on eligible indirect compensation

(b) Enter name and EIN or address of person who provided you disclosures on eligible indirect compensation

2. Information on Other Service Providers Receiving Direct or Indirect Compensation. Except for those persons for whom you answered "Yes" to line 1a above, complete as many entries as needed to list each person receiving, directly or indirectly, $5,000 or more in total compensation (i.e., money or anything else of value) in connection with services rendered to the plan or their position with the plan during the plan year. (See instructions).

(a) Enter name and EIN or address (see instructions)

FIDELITY INVESTMENTS INSTITUTIONAL

04-2647786

(b) Service Code(s)	(c) Relationship to employer, employee organization, or person known to be a party-in-interest	(d) Enter direct compensation paid by the plan. If none, enter -0-.	(e) Did service provider receive indirect compensation? (sources other than plan or plan sponsor)	(f) Did indirect compensation include eligible indirect compensation, for which the plan received the required disclosures?	(g) Enter total indirect compensation received by service provider excluding eligible indirect compensation for which you answered "Yes" to element (f). If none, enter -0-.	(h) Did the service provider give you a formula instead of an amount or estimated amount?
64 65 37 60	RECORDKEEPER	48733	Yes [X] No [ ]	Yes [X] No [ ]	0	Yes [X] No [ ]

(a) Enter name and EIN or address (see instructions)

(b) Service Code(s)	(c) Relationship to employer, employee organization, or person known to be a party-in-interest	(d) Enter direct compensation paid by the plan. If none, enter -0-.	(e) Did service provider receive indirect compensation? (sources other than plan or plan sponsor)	(f) Did indirect compensation include eligible indirect compensation, for which the plan received the required disclosures?	(g) Enter total indirect compensation received by service provider excluding eligible indirect compensation for which you answered "Yes" to element (f). If none, enter -0-.	(h) Did the service provider give you a formula instead of an amount or estimated amount?
			Yes [ ] No [ ]	Yes [ ] No [ ]		Yes [ ] No [ ]

(a) Enter name and EIN or address (see instructions)

(b) Service Code(s)	(c) Relationship to employer, employee organization, or person known to be a party-in-interest	(d) Enter direct compensation paid by the plan. If none, enter -0-.	(e) Did service provider receive indirect compensation? (sources other than plan or plan sponsor)	(f) Did indirect compensation include eligible indirect compensation, for which the plan received the required disclosures?	(g) Enter total indirect compensation received by service provider excluding eligible indirect compensation for which you answered "Yes" to element (f). If none, enter -0-.	(h) Did the service provider give you a formula instead of an amount or estimated amount?
			Yes [ ] No [ ]	Yes [ ] No [ ]		Yes [ ] No [ ]

2. Information on Other Service Providers Receiving Direct or Indirect Compensation. Except for those persons for whom you answered "Yes" to line 1a above, complete as many entries as needed to list each person receiving, directly or indirectly, $5,000 or more in total compensation (i.e., money or anything else of value) in connection with services rendered to the plan or their position with the plan during the plan year. (See instructions).

(a) Enter name and EIN or address (see instructions)

(b) Service Code(s)	(c) Relationship to employer, employee organization, or person known to be a party-in-interest	(d) Enter direct compensation paid by the plan. If none, enter -0-.	(e) Did service provider receive indirect compensation? (sources other than plan or plan sponsor)	(f) Did indirect compensation include eligible indirect compensation, for which the plan received the required disclosures?	(g) Enter total indirect compensation received by service provider excluding eligible indirect compensation for which you answered "Yes" to element (f). If none, enter -0-.	(h) Did the service provider give you a formula instead of an amount or estimated amount?
			Yes ☐ No ☐	Yes ☐ No ☐		Yes ☐ No ☐

(a) Enter name and EIN or address (see instructions)

(b) Service Code(s)	(c) Relationship to employer, employee organization, or person known to be a party-in-interest	(d) Enter direct compensation paid by the plan. If none, enter -0-.	(e) Did service provider receive indirect compensation? (sources other than plan or plan sponsor)	(f) Did indirect compensation include eligible indirect compensation, for which the plan received the required disclosures?	(g) Enter total indirect compensation received by service provider excluding eligible indirect compensation for which you answered "Yes" to element (f). If none, enter -0-.	(h) Did the service provider give you a formula instead of an amount or estimated amount?
			Yes ☐ No ☐	Yes ☐ No ☐		Yes ☐ No ☐

(a) Enter name and EIN or address (see instructions)

(b) Service Code(s)	(c) Relationship to employer, employee organization, or person known to be a party-in-interest	(d) Enter direct compensation paid by the plan. If none, enter -0-.	(e) Did service provider receive indirect compensation? (sources other than plan or plan sponsor)	(f) Did indirect compensation include eligible indirect compensation, for which the plan received the required disclosures?	(g) Enter total indirect compensation received by service provider excluding eligible indirect compensation for which you answered "Yes" to element (f). If none, enter -0-.	(h) Did the service provider give you a formula instead of an amount or estimated amount?
			Yes ☐ No ☐	Yes ☐ No ☐		Yes ☐ No ☐

Part I Service Provider Information (continued)

3 If you reported on line 2 receipt of indirect compensation, other than eligible indirect compensation, by a service provider, and the service provider is a fiduciary or provides contract administrator, consulting, custodial, investment advisory, investment management, broker, or recordkeeping services, answer the following questions for (a) each source from whom the service provider received $1,000 or more in indirect compensation and (b) each source for whom the service provider gave you a formula used to determine the indirect compensation instead of an amount or estimated amount of the indirect compensation. Complete as many entries as needed to report the required information for each source.

(a) Enter service provider name as it appears on line 2	**(b)** Service Codes (see instructions)	**(c)** Enter amount of indirect compensation
FIDELITY INVESTMENTS INSTITUTIONAL	60	0

(d) Enter name and EIN (address) of source of indirect compensation	**(e)** Describe the indirect compensation, including any formula used to determine the service provider's eligibility for or the amount of the indirect compensation.
ALL/B DISC VAL A - ALLIANCEBERNSTEI 13-3211780	0.35%

(a) Enter service provider name as it appears on line 2	**(b)** Service Codes (see instructions)	**(c)** Enter amount of indirect compensation
FIDELITY INVESTMENTS INSTITUTIONAL	60	0

(d) Enter name and EIN (address) of source of indirect compensation	**(e)** Describe the indirect compensation, including any formula used to determine the service provider's eligibility for or the amount of the indirect compensation.
CALVERT BALANCED A - BOSTON FINANCI P.O. BOX 8480 BOSTON, MA 02266	0.35%

(a) Enter service provider name as it appears on line 2	**(b)** Service Codes (see instructions)	**(c)** Enter amount of indirect compensation
FIDELITY INVESTMENTS INSTITUTIONAL	60	0

(d) Enter name and EIN (address) of source of indirect compensation	**(e)** Describe the indirect compensation, including any formula used to determine the service provider's eligibility for or the amount of the indirect compensation.
CALVERT CAP ACC A - BOSTON FINANCIA BFDS BUILDING, 30 DAN ROAD CANTON, MO 02021	0.35%

Part I Service Provider Information (continued)

3 If you reported on line 2 receipt of indirect compensation, other than eligible indirect compensation, by a service provider, and the service provider is a fiduciary or provides contract administrator, consulting, custodial, investment advisory, investment management, broker, or recordkeeping services, answer the following questions for (a) each source from whom the service provider received $1,000 or more in indirect compensation and (b) each source for whom the service provider gave you a formula used to determine the indirect compensation instead of an amount or estimated amount of the indirect compensation. Complete as many entries as needed to report the required information for each source.

(a) Enter service provider name as it appears on line 2	**(b)** Service Codes (see instructions)	**(c)** Enter amount of indirect compensation
FIDELITY INVESTMENTS INSTITUTIONAL	60	0

(d) Enter name and EIN (address) of source of indirect compensation	**(e)** Describe the indirect compensation, including any formula used to determine the service provider's eligibility for or the amount of the indirect compensation.
CALVERT EQUITY A - BOSTON FINANCIAL P.O. BOX 8480 BOSTON, MA 02266	0.35%

(a) Enter service provider name as it appears on line 2	**(b)** Service Codes (see instructions)	**(c)** Enter amount of indirect compensation
FIDELITY INVESTMENTS INSTITUTIONAL	60	0

(d) Enter name and EIN (address) of source of indirect compensation	**(e)** Describe the indirect compensation, including any formula used to determine the service provider's eligibility for or the amount of the indirect compensation.
CBA AGG GR A - BOSTON FINANCIAL DAT P.O. BOX 8480 BOSTON, MA 02266	0.50%

(a) Enter service provider name as it appears on line 2	**(b)** Service Codes (see instructions)	**(c)** Enter amount of indirect compensation
FIDELITY INVESTMENTS INSTITUTIONAL	60	0

(d) Enter name and EIN (address) of source of indirect compensation	**(e)** Describe the indirect compensation, including any formula used to determine the service provider's eligibility for or the amount of the indirect compensation.
CBA LG CAP GR A - BOSTON FINANCIAL 330 W. 9TH STREET KANSAS CITY, MO 66160	0.50%

Part I Service Provider Information (continued)

3 If you reported on line 2 receipt of indirect compensation, other than eligible indirect compensation, by a service provider, and the service provider is a fiduciary or provides contract administrator, consulting, custodial, investment advisory, investment management, broker, or recordkeeping services, answer the following questions for (a) each source from whom the service provider received $1,000 or more in indirect compensation and (b) each source for whom the service provider gave you a formula used to determine the indirect compensation instead of an amount or estimated amount of the indirect compensation. Complete as many entries as needed to report the required information for each source.

(a) Enter service provider name as it appears on line 2	**(b)** Service Codes (see instructions)	**(c)** Enter amount of indirect compensation
FIDELITY INVESTMENTS INSTITUTIONAL	60	0

(d) Enter name and EIN (address) of source of indirect compensation	**(e)** Describe the indirect compensation, including any formula used to determine the service provider's eligibility for or the amount of the indirect compensation.
COHEN & STEERS RLTY - BOSTON FINANC P.O. BOX 8480 BOSTON, MA 02266	0.40%

(a) Enter service provider name as it appears on line 2	**(b)** Service Codes (see instructions)	**(c)** Enter amount of indirect compensation
FIDELITY INVESTMENTS INSTITUTIONAL	60	0

(d) Enter name and EIN (address) of source of indirect compensation	**(e)** Describe the indirect compensation, including any formula used to determine the service provider's eligibility for or the amount of the indirect compensation.
DOMINI SOCIAL EQ INV - BNY MELLON A 101 SABIN STREET PAWTUCKET, RI 02860	0.40%

(a) Enter service provider name as it appears on line 2	**(b)** Service Codes (see instructions)	**(c)** Enter amount of indirect compensation
FIDELITY INVESTMENTS INSTITUTIONAL	60	0

(d) Enter name and EIN (address) of source of indirect compensation	**(e)** Describe the indirect compensation, including any formula used to determine the service provider's eligibility for or the amount of the indirect compensation.
DWS EQUITY DIV A - DWS INVESTMENTS 02-0432775	0.50%

Part I Service Provider Information (continued)

3 If you reported on line 2 receipt of indirect compensation, other than eligible indirect compensation, by a service provider, and the service provider is a fiduciary or provides contract administrator, consulting, custodial, investment advisory, investment management, broker, or recordkeeping services, answer the following questions for (a) each source from whom the service provider received $1,000 or more in indirect compensation and (b) each source for whom the service provider gave you a formula used to determine the indirect compensation instead of an amount or estimated amount of the indirect compensation. Complete as many entries as needed to report the required information for each source.

(a) Enter service provider name as it appears on line 2	**(b)** Service Codes (see instructions)	**(c)** Enter amount of indirect compensation
FIDELITY INVESTMENTS INSTITUTIONAL	60	0

(d) Enter name and EIN (address) of source of indirect compensation	**(e)** Describe the indirect compensation, including any formula used to determine the service provider's eligibility for or the amount of the indirect compensation.
DWS GLB SM CAP GR S - DWS INVESTMEN 02-0432775	0.40%

(a) Enter service provider name as it appears on line 2	**(b)** Service Codes (see instructions)	**(c)** Enter amount of indirect compensation
FIDELITY INVESTMENTS INSTITUTIONAL	60	0

(d) Enter name and EIN (address) of source of indirect compensation	**(e)** Describe the indirect compensation, including any formula used to determine the service provider's eligibility for or the amount of the indirect compensation.
DWS INTERNATIONAL S - DWS INVESTMEN 02-0432775	0.40%

(a) Enter service provider name as it appears on line 2	**(b)** Service Codes (see instructions)	**(c)** Enter amount of indirect compensation
FIDELITY INVESTMENTS INSTITUTIONAL	60	0

(d) Enter name and EIN (address) of source of indirect compensation	**(e)** Describe the indirect compensation, including any formula used to determine the service provider's eligibility for or the amount of the indirect compensation.
HARTFORD INTL GRTH Y - HARTFORD ADM 41-0679409	0.15%

Part I Service Provider Information (continued)

3 If you reported on line 2 receipt of indirect compensation, other than eligible indirect compensation, by a service provider, and the service provider is a fiduciary or provides contract administrator, consulting, custodial, investment advisory, investment management, broker, or recordkeeping services, answer the following questions for (a) each source from whom the service provider received $1,000 or more in indirect compensation and (b) each source for whom the service provider gave you a formula used to determine the indirect compensation instead of an amount or estimated amount of the indirect compensation. Complete as many entries as needed to report the required information for each source.

(a) Enter service provider name as it appears on line 2	**(b)** Service Codes (see instructions)	**(c)** Enter amount of indirect compensation
FIDELITY INVESTMENTS INSTITUTIONAL	60	0

(d) Enter name and EIN (address) of source of indirect compensation	**(e)** Describe the indirect compensation, including any formula used to determine the service provider's eligibility for or the amount of the indirect compensation.
HTFD SM CAP GROWTH Y - HARTFORD ADM 41-0679409	0.15%

(a) Enter service provider name as it appears on line 2	**(b)** Service Codes (see instructions)	**(c)** Enter amount of indirect compensation
FIDELITY INVESTMENTS INSTITUTIONAL	60	0

(d) Enter name and EIN (address) of source of indirect compensation	**(e)** Describe the indirect compensation, including any formula used to determine the service provider's eligibility for or the amount of the indirect compensation.
INVS CONSTELLATION A - INVESCO AIM 98-0557567	0.50%

(a) Enter service provider name as it appears on line 2	**(b)** Service Codes (see instructions)	**(c)** Enter amount of indirect compensation
FIDELITY INVESTMENTS INSTITUTIONAL	60	0

(d) Enter name and EIN (address) of source of indirect compensation	**(e)** Describe the indirect compensation, including any formula used to determine the service provider's eligibility for or the amount of the indirect compensation.
INVS DIVRS DIVD INV - INVESCO AIM I 98-0557567	0.50%

Part I Service Provider Information (continued)

3 If you reported on line 2 receipt of indirect compensation, other than eligible indirect compensation, by a service provider, and the service provider is a fiduciary or provides contract administrator, consulting, custodial, investment advisory, investment management, broker, or recordkeeping services, answer the following questions for (a) each source from whom the service provider received $1,000 or more in indirect compensation and (b) each source for whom the service provider gave you a formula used to determine the indirect compensation instead of an amount or estimated amount of the indirect compensation. Complete as many entries as needed to report the required information for each source.

(a) Enter service provider name as it appears on line 2	**(b)** Service Codes (see instructions)	**(c)** Enter amount of indirect compensation
FIDELITY INVESTMENTS INSTITUTIONAL	60	0

(d) Enter name and EIN (address) of source of indirect compensation	**(e)** Describe the indirect compensation, including any formula used to determine the service provider's eligibility for or the amount of the indirect compensation.
JH SMALL COMPANY A - JOHN HANCOCK S 01-0233346	0.55%

(a) Enter service provider name as it appears on line 2	**(b)** Service Codes (see instructions)	**(c)** Enter amount of indirect compensation
FIDELITY INVESTMENTS INSTITUTIONAL	60	0

(d) Enter name and EIN (address) of source of indirect compensation	**(e)** Describe the indirect compensation, including any formula used to determine the service provider's eligibility for or the amount of the indirect compensation.
LD ABBETT AFFILTD A - DST SYSTEMS, 43-1581814	0.40%

(a) Enter service provider name as it appears on line 2	**(b)** Service Codes (see instructions)	**(c)** Enter amount of indirect compensation
FIDELITY INVESTMENTS INSTITUTIONAL	60	0

(d) Enter name and EIN (address) of source of indirect compensation	**(e)** Describe the indirect compensation, including any formula used to determine the service provider's eligibility for or the amount of the indirect compensation.
LM CM VALUE FI - BOSTON FINANCIAL D P.O. BOX 8480 BOSTON, MA 02266	0.40%

Part I Service Provider Information (continued)

3 If you reported on line 2 receipt of indirect compensation, other than eligible indirect compensation, by a service provider, and the service provider is a fiduciary or provides contract administrator, consulting, custodial, investment advisory, investment management, broker, or recordkeeping services, answer the following questions for (a) each source from whom the service provider received $1,000 or more in indirect compensation and (b) each source for whom the service provider gave you a formula used to determine the indirect compensation instead of an amount or estimated amount of the indirect compensation. Complete as many entries as needed to report the required information for each source.

(a) Enter service provider name as it appears on line 2	**(b)** Service Codes (see instructions)	**(c)** Enter amount of indirect compensation
FIDELITY INVESTMENTS INSTITUTIONAL	60	0

(d) Enter name and EIN (address) of source of indirect compensation	**(e)** Describe the indirect compensation, including any formula used to determine the service provider's eligibility for or the amount of the indirect compensation.
MGRS/C CAP APPR SRV - BNY MELLON IN P.O. BOX 9793 PROVIDENCE, RI 02940	0.35%

(a) Enter service provider name as it appears on line 2	**(b)** Service Codes (see instructions)	**(c)** Enter amount of indirect compensation
FIDELITY INVESTMENTS INSTITUTIONAL	60	0

(d) Enter name and EIN (address) of source of indirect compensation	**(e)** Describe the indirect compensation, including any formula used to determine the service provider's eligibility for or the amount of the indirect compensation.
MGRS/C MID CAP SRV - BNY MELLON INV P.O. BOX 9793 PROVIDENCE, RI 02940	0.35%

(a) Enter service provider name as it appears on line 2	**(b)** Service Codes (see instructions)	**(c)** Enter amount of indirect compensation
FIDELITY INVESTMENTS INSTITUTIONAL	60	0

(d) Enter name and EIN (address) of source of indirect compensation	**(e)** Describe the indirect compensation, including any formula used to determine the service provider's eligibility for or the amount of the indirect compensation.
MSIF CP FX INC P - MORGAN STANLEY S 13-3799749	0.40%

Part I Service Provider Information (continued)

3 If you reported on line 2 receipt of indirect compensation, other than eligible indirect compensation, by a service provider, and the service provider is a fiduciary or provides contract administrator, consulting, custodial, investment advisory, investment management, broker, or recordkeeping services, answer the following questions for (a) each source from whom the service provider received $1,000 or more in indirect compensation and (b) each source for whom the service provider gave you a formula used to determine the indirect compensation instead of an amount or estimated amount of the indirect compensation. Complete as many entries as needed to report the required information for each source.

(a) Enter service provider name as it appears on line 2	**(b)** Service Codes (see instructions)	**(c)** Enter amount of indirect compensation
FIDELITY INVESTMENTS INSTITUTIONAL	60	0

(d) Enter name and EIN (address) of source of indirect compensation	**(e)** Describe the indirect compensation, including any formula used to determine the service provider's eligibility for or the amount of the indirect compensation.
MSIF GLB FRANCHISE P - MORGAN STANL 13-3799749	0.40%

(a) Enter service provider name as it appears on line 2	**(b)** Service Codes (see instructions)	**(c)** Enter amount of indirect compensation
FIDELITY INVESTMENTS INSTITUTIONAL	60	0

(d) Enter name and EIN (address) of source of indirect compensation	**(e)** Describe the indirect compensation, including any formula used to determine the service provider's eligibility for or the amount of the indirect compensation.
MSIF GROWTH P - MORGAN STANLEY SERV 13-3799749	0.40%

(a) Enter service provider name as it appears on line 2	**(b)** Service Codes (see instructions)	**(c)** Enter amount of indirect compensation
FIDELITY INVESTMENTS INSTITUTIONAL	60	0

(d) Enter name and EIN (address) of source of indirect compensation	**(e)** Describe the indirect compensation, including any formula used to determine the service provider's eligibility for or the amount of the indirect compensation.
MSIF INTL EQUITY P - MORGAN STANLEY 13-3799749	0.40%

Part I Service Provider Information (continued)

3 If you reported on line 2 receipt of indirect compensation, other than eligible indirect compensation, by a service provider, and the service provider is a fiduciary or provides contract administrator, consulting, custodial, investment advisory, investment management, broker, or recordkeeping services, answer the following questions for (a) each source from whom the service provider received $1,000 or more in indirect compensation and (b) each source for whom the service provider gave you a formula used to determine the indirect compensation instead of an amount or estimated amount of the indirect compensation. Complete as many entries as needed to report the required information for each source.

(a) Enter service provider name as it appears on line 2	**(b)** Service Codes (see instructions)	**(c)** Enter amount of indirect compensation
FIDELITY INVESTMENTS INSTITUTIONAL	60	0

(d) Enter name and EIN (address) of source of indirect compensation	**(e)** Describe the indirect compensation, including any formula used to determine the service provider's eligibility for or the amount of the indirect compensation.
MSIF MID CAP GRTH P - MORGAN STANLE 13-3799749	0.40%

(a) Enter service provider name as it appears on line 2	**(b)** Service Codes (see instructions)	**(c)** Enter amount of indirect compensation
FIDELITY INVESTMENTS INSTITUTIONAL	60	0

(d) Enter name and EIN (address) of source of indirect compensation	**(e)** Describe the indirect compensation, including any formula used to determine the service provider's eligibility for or the amount of the indirect compensation.
MUTUAL SHARES A - FRANKLIN TEMPLETO 94-3167260	0.40%

(a) Enter service provider name as it appears on line 2	**(b)** Service Codes (see instructions)	**(c)** Enter amount of indirect compensation
FIDELITY INVESTMENTS INSTITUTIONAL	60	0

(d) Enter name and EIN (address) of source of indirect compensation	**(e)** Describe the indirect compensation, including any formula used to determine the service provider's eligibility for or the amount of the indirect compensation.
NB CORE BOND INV - STATE STREET BAN 04-0025081	0.25%

Part I Service Provider Information (continued)

3 If you reported on line 2 receipt of indirect compensation, other than eligible indirect compensation, by a service provider, and the service provider is a fiduciary or provides contract administrator, consulting, custodial, investment advisory, investment management, broker, or recordkeeping services, answer the following questions for (a) each source from whom the service provider received $1,000 or more in indirect compensation and (b) each source for whom the service provider gave you a formula used to determine the indirect compensation instead of an amount or estimated amount of the indirect compensation. Complete as many entries as needed to report the required information for each source.

(a) Enter service provider name as it appears on line 2	**(b)** Service Codes (see instructions)	**(c)** Enter amount of indirect compensation
FIDELITY INVESTMENTS INSTITUTIONAL	60	0

(d) Enter name and EIN (address) of source of indirect compensation	**(e)** Describe the indirect compensation, including any formula used to determine the service provider's eligibility for or the amount of the indirect compensation.
NB FOCUS TRUST - STATE STREET BANK 04-0025081	0.40%

(a) Enter service provider name as it appears on line 2	**(b)** Service Codes (see instructions)	**(c)** Enter amount of indirect compensation
FIDELITY INVESTMENTS INSTITUTIONAL	60	0

(d) Enter name and EIN (address) of source of indirect compensation	**(e)** Describe the indirect compensation, including any formula used to determine the service provider's eligibility for or the amount of the indirect compensation.
NB GUARDIAN TRUST - STATE STREET BA 04-0025081	0.40%

(a) Enter service provider name as it appears on line 2	**(b)** Service Codes (see instructions)	**(c)** Enter amount of indirect compensation
FIDELITY INVESTMENTS INSTITUTIONAL	60	0

(d) Enter name and EIN (address) of source of indirect compensation	**(e)** Describe the indirect compensation, including any formula used to determine the service provider's eligibility for or the amount of the indirect compensation.
NB INTL FUND TRUST - STATE STREET B 04-0025081	0.40%

Part I Service Provider Information (continued)

3 If you reported on line 2 receipt of indirect compensation, other than eligible indirect compensation, by a service provider, and the service provider is a fiduciary or provides contract administrator, consulting, custodial, investment advisory, investment management, broker, or recordkeeping services, answer the following questions for (a) each source from whom the service provider received $1,000 or more in indirect compensation and (b) each source for whom the service provider gave you a formula used to determine the indirect compensation instead of an amount or estimated amount of the indirect compensation. Complete as many entries as needed to report the required information for each source.

(a) Enter service provider name as it appears on line 2	**(b)** Service Codes (see instructions)	**(c)** Enter amount of indirect compensation
FIDELITY INVESTMENTS INSTITUTIONAL	60	0

(d) Enter name and EIN (address) of source of indirect compensation	**(e)** Describe the indirect compensation, including any formula used to determine the service provider's eligibility for or the amount of the indirect compensation.
NB MDCP INTR VAL TR - STATE STREET 04-0025081	0.40%

(a) Enter service provider name as it appears on line 2	**(b)** Service Codes (see instructions)	**(c)** Enter amount of indirect compensation
FIDELITY INVESTMENTS INSTITUTIONAL	60	0

(d) Enter name and EIN (address) of source of indirect compensation	**(e)** Describe the indirect compensation, including any formula used to determine the service provider's eligibility for or the amount of the indirect compensation.
OPPHMR DEV MKTS A - OFI GLOBAL ASSE TWO WORLD FINANCIAL CENTER 225 LIBERTY STREET, 14TH FLOOR NEW YORK, NY 10281	0.50%

(a) Enter service provider name as it appears on line 2	**(b)** Service Codes (see instructions)	**(c)** Enter amount of indirect compensation
FIDELITY INVESTMENTS INSTITUTIONAL	60	0

(d) Enter name and EIN (address) of source of indirect compensation	**(e)** Describe the indirect compensation, including any formula used to determine the service provider's eligibility for or the amount of the indirect compensation.
RAINIER SM/MID CAP - U.S. BANCORP F P.O. BOX 701 MILWAUKEE, WI 53201	0.35%

Part I Service Provider Information (continued)

3 If you reported on line 2 receipt of indirect compensation, other than eligible indirect compensation, by a service provider, and the service provider is a fiduciary or provides contract administrator, consulting, custodial, investment advisory, investment management, broker, or recordkeeping services, answer the following questions for (a) each source from whom the service provider received $1,000 or more in indirect compensation and (b) each source for whom the service provider gave you a formula used to determine the indirect compensation instead of an amount or estimated amount of the indirect compensation. Complete as many entries as needed to report the required information for each source.

(a) Enter service provider name as it appears on line 2	**(b)** Service Codes (see instructions)	**(c)** Enter amount of indirect compensation
FIDELITY INVESTMENTS INSTITUTIONAL	60	0

(d) Enter name and EIN (address) of source of indirect compensation	**(e)** Describe the indirect compensation, including any formula used to determine the service provider's eligibility for or the amount of the indirect compensation.
RDGWTH MID CAP VAL I - BOSTON FINAN P.O. BOX 8480 BOSTON, MA 02266	0.40%

(a) Enter service provider name as it appears on line 2	**(b)** Service Codes (see instructions)	**(c)** Enter amount of indirect compensation
FIDELITY INVESTMENTS INSTITUTIONAL	60	0

(d) Enter name and EIN (address) of source of indirect compensation	**(e)** Describe the indirect compensation, including any formula used to determine the service provider's eligibility for or the amount of the indirect compensation.
ROYCE TOT RET SER - BOSTON FINANCIA P.O. BOX 8480 BOSTON, MA 02266	0.45%

(a) Enter service provider name as it appears on line 2	**(b)** Service Codes (see instructions)	**(c)** Enter amount of indirect compensation
FIDELITY INVESTMENTS INSTITUTIONAL	60	0

(d) Enter name and EIN (address) of source of indirect compensation	**(e)** Describe the indirect compensation, including any formula used to determine the service provider's eligibility for or the amount of the indirect compensation.
RS SMALL CAP GRTH A - BOSTON FINANC P.O. BOX 8480 BOSTON, MA 02266	0.55%

Part I Service Provider Information (continued)

3 If you reported on line 2 receipt of indirect compensation, other than eligible indirect compensation, by a service provider, and the service provider is a fiduciary or provides contract administrator, consulting, custodial, investment advisory, investment management, broker, or recordkeeping services, answer the following questions for (a) each source from whom the service provider received $1,000 or more in indirect compensation and (b) each source for whom the service provider gave you a formula used to determine the indirect compensation instead of an amount or estimated amount of the indirect compensation. Complete as many entries as needed to report the required information for each source.

(a) Enter service provider name as it appears on line 2	**(b)** Service Codes (see instructions)	**(c)** Enter amount of indirect compensation
FIDELITY INVESTMENTS INSTITUTIONAL	60	0

(d) Enter name and EIN (address) of source of indirect compensation	**(e)** Describe the indirect compensation, including any formula used to determine the service provider's eligibility for or the amount of the indirect compensation.
TCW SELECT EQUITY N - U.S. BANCORP P.O. BOX 701 MILWAUKEE, WI 53201	0.50%

(a) Enter service provider name as it appears on line 2	**(b)** Service Codes (see instructions)	**(c)** Enter amount of indirect compensation
FIDELITY INVESTMENTS INSTITUTIONAL	60	0

(d) Enter name and EIN (address) of source of indirect compensation	**(e)** Describe the indirect compensation, including any formula used to determine the service provider's eligibility for or the amount of the indirect compensation.
TCW SM CAP GRTH I - U.S. BANCORP FU P.O. BOX 701 MILWAUKEE, WI 53201	0.35%

(a) Enter service provider name as it appears on line 2	**(b)** Service Codes (see instructions)	**(c)** Enter amount of indirect compensation
FIDELITY INVESTMENTS INSTITUTIONAL	60	0

(d) Enter name and EIN (address) of source of indirect compensation	**(e)** Describe the indirect compensation, including any formula used to determine the service provider's eligibility for or the amount of the indirect compensation.
TCW TOTAL RTN BOND I - U.S. BANCORP P.O. BOX 701 MILWAUKEE, WI 53201	0.10%

Part I Service Provider Information (continued)

3 If you reported on line 2 receipt of indirect compensation, other than eligible indirect compensation, by a service provider, and the service provider is a fiduciary or provides contract administrator, consulting, custodial, investment advisory, investment management, broker, or recordkeeping services, answer the following questions for (a) each source from whom the service provider received $1,000 or more in indirect compensation and (b) each source for whom the service provider gave you a formula used to determine the indirect compensation instead of an amount or estimated amount of the indirect compensation. Complete as many entries as needed to report the required information for each source.

(a) Enter service provider name as it appears on line 2	**(b)** Service Codes (see instructions)	**(c)** Enter amount of indirect compensation
FIDELITY INVESTMENTS INSTITUTIONAL	60	0

(d) Enter name and EIN (address) of source of indirect compensation	**(e)** Describe the indirect compensation, including any formula used to determine the service provider's eligibility for or the amount of the indirect compensation.
TEMPLETON GROWTH A - FRANKLIN TEMPL 94-3167260	0.40%

(a) Enter service provider name as it appears on line 2	**(b)** Service Codes (see instructions)	**(c)** Enter amount of indirect compensation
FIDELITY INVESTMENTS INSTITUTIONAL	60	0

(d) Enter name and EIN (address) of source of indirect compensation	**(e)** Describe the indirect compensation, including any formula used to determine the service provider's eligibility for or the amount of the indirect compensation.
TMPL GLOBAL BOND A - FRANKLIN TEMPL 94-3167260	0.40%

(a) Enter service provider name as it appears on line 2	**(b)** Service Codes (see instructions)	**(c)** Enter amount of indirect compensation
FIDELITY INVESTMENTS INSTITUTIONAL	60	0

(d) Enter name and EIN (address) of source of indirect compensation	**(e)** Describe the indirect compensation, including any formula used to determine the service provider's eligibility for or the amount of the indirect compensation.
WFA SM CAP VAL INV - BOSTON FINANCI 330 W. 9TH STREET KANSAS CITY, MO 66160	0.40%

Part II Service Providers Who Fail or Refuse to Provide Information

4 Provide, to the extent possible, the following information for each service provider who failed or refused to provide the information necessary to complete this Schedule.

(a) Enter name and EIN or address of service provider (see instructions)	**(b)** Nature of Service Code(s)	**(c)** Describe the information that the service provider failed or refused to provide

(a) Enter name and EIN or address of service provider (see instructions)	**(b)** Nature of Service Code(s)	**(c)** Describe the information that the service provider failed or refused to provide

(a) Enter name and EIN or address of service provider (see instructions)	**(b)** Nature of Service Code(s)	**(c)** Describe the information that the service provider failed or refused to provide

(a) Enter name and EIN or address of service provider (see instructions)	**(b)** Nature of Service Code(s)	**(c)** Describe the information that the service provider failed or refused to provide

(a) Enter name and EIN or address of service provider (see instructions)	**(b)** Nature of Service Code(s)	**(c)** Describe the information that the service provider failed or refused to provide

(a) Enter name and EIN or address of service provider (see instructions)	**(b)** Nature of Service Code(s)	**(c)** Describe the information that the service provider failed or refused to provide

Part III Termination Information on Accountants and Enrolled Actuaries (see instructions)

(complete as many entries as needed)

a	Name:	**b** EIN:
c	Position:	
d	Address:	**e** Telephone:

Explanation:

a	Name:	**b** EIN:
c	Position:	
d	Address:	**e** Telephone:

Explanation:

a	Name:	**b** EIN:
c	Position:	
d	Address:	**e** Telephone:

Explanation:

a	Name:	**b** EIN:
c	Position:	
d	Address:	**e** Telephone:

Explanation:

a	Name:	**b** EIN:
c	Position:	
d	Address:	**e** Telephone:

Explanation:

SCHEDULE D (Form 5500)

Department of the Treasury
Internal Revenue Service

Department of Labor
Employee Benefits Security Administration

DFE/Participating Plan Information

This schedule is required to be filed under section 104 of the Employee Retirement Income Security Act of 1974 (ERISA).

▶ **File as an attachment to Form 5500.**

OMB No. 1210-0110

2012

This Form is Open to Public Inspection.

For calendar plan year 2012 or fiscal plan year beginning 01/01/2012 and ending 12/31/2012

A Name of plan
PEBBLE BEACH COMPANY 401(K) PLAN

B Three-digit plan number (PN) ▶ 003

C Plan or DFE sponsor's name as shown on line 2a of Form 5500
PEBBLE BEACH COMPANY

D Employer Identification Number (EIN)
77-0303209

Part I **Information on interests in MTIAs, CCTs, PSAs, and 103-12 IEs (to be completed by plans and DFEs)**
(Complete as many entries as needed to report all interests in DFEs)

a Name of MTIA, CCT, PSA, or 103-12 IE: FID MGD INC PORT

b Name of sponsor of entity listed in (a): FIDELITY MANAGEMENT TRUST COMPANY

c EIN-PN	**d** Entity code	**e** Dollar value of interest in MTIA, CCT, PSA, or 103-12 IE at end of year (see instructions)
04-3022712-024	C	10657904

a Name of MTIA, CCT, PSA, or 103-12 IE:

b Name of sponsor of entity listed in (a):

c EIN-PN	**d** Entity code	**e** Dollar value of interest in MTIA, CCT, PSA, or 103-12 IE at end of year (see instructions)

a Name of MTIA, CCT, PSA, or 103-12 IE:

b Name of sponsor of entity listed in (a):

c EIN-PN	**d** Entity code	**e** Dollar value of interest in MTIA, CCT, PSA, or 103-12 IE at end of year (see instructions)

a Name of MTIA, CCT, PSA, or 103-12 IE:

b Name of sponsor of entity listed in (a):

c EIN-PN	**d** Entity code	**e** Dollar value of interest in MTIA, CCT, PSA, or 103-12 IE at end of year (see instructions)

a Name of MTIA, CCT, PSA, or 103-12 IE:

b Name of sponsor of entity listed in (a):

c EIN-PN	**d** Entity code	**e** Dollar value of interest in MTIA, CCT, PSA, or 103-12 IE at end of year (see instructions)

a Name of MTIA, CCT, PSA, or 103-12 IE:

b Name of sponsor of entity listed in (a):

c EIN-PN	**d** Entity code	**e** Dollar value of interest in MTIA, CCT, PSA, or 103-12 IE at end of year (see instructions)

a Name of MTIA, CCT, PSA, or 103-12 IE:

b Name of sponsor of entity listed in (a):

c EIN-PN	**d** Entity code	**e** Dollar value of interest in MTIA, CCT, PSA, or 103-12 IE at end of year (see instructions)

a Name of MTIA, CCT, PSA, or 103-12 IE:

b Name of sponsor of entity listed in (a):

c EIN-PN	**d** Entity code	**e** Dollar value of interest in MTIA, CCT, PSA, or 103-12 IE at end of year (see instructions)

a Name of MTIA, CCT, PSA, or 103-12 IE:

b Name of sponsor of entity listed in (a):

c EIN-PN	**d** Entity code	**e** Dollar value of interest in MTIA, CCT, PSA, or 103-12 IE at end of year (see instructions)

a Name of MTIA, CCT, PSA, or 103-12 IE:

b Name of sponsor of entity listed in (a):

c EIN-PN	**d** Entity code	**e** Dollar value of interest in MTIA, CCT, PSA, or 103-12 IE at end of year (see instructions)

a Name of MTIA, CCT, PSA, or 103-12 IE:

b Name of sponsor of entity listed in (a):

c EIN-PN	**d** Entity code	**e** Dollar value of interest in MTIA, CCT, PSA, or 103-12 IE at end of year (see instructions)

a Name of MTIA, CCT, PSA, or 103-12 IE:

b Name of sponsor of entity listed in (a):

c EIN-PN	**d** Entity code	**e** Dollar value of interest in MTIA, CCT, PSA, or 103-12 IE at end of year (see instructions)

a Name of MTIA, CCT, PSA, or 103-12 IE:

b Name of sponsor of entity listed in (a):

c EIN-PN	**d** Entity code	**e** Dollar value of interest in MTIA, CCT, PSA, or 103-12 IE at end of year (see instructions)

a Name of MTIA, CCT, PSA, or 103-12 IE:

b Name of sponsor of entity listed in (a):

c EIN-PN	**d** Entity code	**e** Dollar value of interest in MTIA, CCT, PSA, or 103-12 IE at end of year (see instructions)

a Name of MTIA, CCT, PSA, or 103-12 IE:

b Name of sponsor of entity listed in (a):

c EIN-PN	**d** Entity code	**e** Dollar value of interest in MTIA, CCT, PSA, or 103-12 IE at end of year (see instructions)

a Name of MTIA, CCT, PSA, or 103-12 IE:

b Name of sponsor of entity listed in (a):

c EIN-PN	**d** Entity code	**e** Dollar value of interest in MTIA, CCT, PSA, or 103-12 IE at end of year (see instructions)

a Name of MTIA, CCT, PSA, or 103-12 IE:

b Name of sponsor of entity listed in (a):

c EIN-PN	**d** Entity code	**e** Dollar value of interest in MTIA, CCT, PSA, or 103-12 IE at end of year (see instructions)

Part II Information on Participating Plans (to be completed by DFEs)

(Complete as many entries as needed to report all participating plans)

a Plan name

b Name of plan sponsor	**c** EIN-PN

a Plan name

b Name of plan sponsor	**c** EIN-PN

a Plan name

b Name of plan sponsor	**c** EIN-PN

a Plan name

b Name of plan sponsor	**c** EIN-PN

a Plan name

b Name of plan sponsor	**c** EIN-PN

a Plan name

b Name of plan sponsor	**c** EIN-PN

a Plan name

b Name of plan sponsor	**c** EIN-PN

a Plan name

b Name of plan sponsor	**c** EIN-PN

a Plan name

b Name of plan sponsor	**c** EIN-PN

a Plan name

b Name of plan sponsor	**c** EIN-PN

a Plan name

b Name of plan sponsor	**c** EIN-PN

a Plan name

b Name of plan sponsor	**c** EIN-PN

a Plan name

b Name of plan sponsor	**c** EIN-PN

SCHEDULE H (Form 5500)

Department of the Treasury
Internal Revenue Service

Department of Labor
Employee Benefits Security Administration

Pension Benefit Guaranty Corporation

Financial Information

This schedule is required to be filed under section 104 of the Employee Retirement Income Security Act of 1974 (ERISA), and section 6058(a) of the Internal Revenue Code (the Code).

▶ **File as an attachment to Form 5500.**

OMB No. 1210-0110

2012

This Form is Open to Public Inspection

For calendar plan year 2012 or fiscal plan year beginning 01/01/2012 and ending 12/31/2012

A Name of plan
PEBBLE BEACH COMPANY 401(K) PLAN

B Three-digit plan number (PN) ▶ 003

C Plan sponsor's name as shown on line 2a of Form 5500
PEBBLE BEACH COMPANY

D Employer Identification Number (EIN)
77-0303209

Part I Asset and Liability Statement

1 Current value of plan assets and liabilities at the beginning and end of the plan year. Combine the value of plan assets held in more than one trust. Report the value of the plan's interest in a commingled fund containing the assets of more than one plan on a line-by-line basis unless the value is reportable on lines 1c(9) through 1c(14). Do not enter the value of that portion of an insurance contract which guarantees, during this plan year, to pay a specific dollar benefit at a future date. **Round off amounts to the nearest dollar.** MTIAs, CCTs, PSAs, and 103-12 IEs do not complete lines 1b(1), 1b(2), 1c(8), 1g, 1h, and 1i. CCTs, PSAs, and 103-12 IEs also do not complete lines 1d and 1e. See instructions.

Assets		(a) Beginning of Year	(b) End of Year
a Total noninterest-bearing cash	1a		
b Receivables (less allowance for doubtful accounts):			
(1) Employer contributions	1b(1)		
(2) Participant contributions	1b(2)		
(3) Other	1b(3)		
c General investments:			
(1) Interest-bearing cash (include money market accounts & certificates of deposit)	1c(1)	697182	832505
(2) U.S. Government securities	1c(2)		
(3) Corporate debt instruments (other than employer securities):			
(A) Preferred	1c(3)(A)		
(B) All other	1c(3)(B)		
(4) Corporate stocks (other than employer securities):			
(A) Preferred	1c(4)(A)		
(B) Common	1c(4)(B)		
(5) Partnership/joint venture interests	1c(5)		
(6) Real estate (other than employer real property)	1c(6)		
(7) Loans (other than to participants)	1c(7)		
(8) Participant loans	1c(8)	2031333	2009690
(9) Value of interest in common/collective trusts	1c(9)	10199166	10657904
(10) Value of interest in pooled separate accounts	1c(10)		
(11) Value of interest in master trust investment accounts	1c(11)		
(12) Value of interest in 103-12 investment entities	1c(12)		
(13) Value of interest in registered investment companies (e.g., mutual funds)	1c(13)	26195951	31998584
(14) Value of funds held in insurance company general account (unallocated contracts)	1c(14)		
(15) Other	1c(15)		

		(a) Beginning of Year	(b) End of Year
1d Employer-related investments:			
(1) Employer securities	1d(1)		
(2) Employer real property	1d(2)		
e Buildings and other property used in plan operation	1e		
f Total assets (add all amounts in lines 1a through 1e)	1f	39123632	45498683
Liabilities			
g Benefit claims payable	1g		
h Operating payables	1h		
i Acquisition indebtedness	1i		
j Other liabilities	1j		
k Total liabilities (add all amounts in lines 1g through1j)	1k	0	0
Net Assets			
l Net assets (subtract line 1k from line 1f)	1l	39123632	45498683

Part II Income and Expense Statement

2 Plan income, expenses, and changes in net assets for the year. Include all income and expenses of the plan, including any trust(s) or separately maintained fund(s) and any payments/receipts to/from insurance carriers. Round off amounts to the nearest dollar. MTIAs, CCTs, PSAs, and 103-12 IEs do not complete lines 2a, 2b(1)(E), 2e, 2f, and 2g.

Income		(a) Amount	(b) Total
a Contributions:			
(1) Received or receivable in cash from: **(A)** Employers	2a(1)(A)	1429082	
(B) Participants	2a(1)(B)	3049112	
(C) Others (including rollovers)	2a(1)(C)	85100	
(2) Noncash contributions	2a(2)		
(3) Total contributions. Add lines **2a(1)(A), (B), (C),** and line **2a(2)**	2a(3)		4563294
b Earnings on investments:			
(1) Interest:			
(A) Interest-bearing cash (including money market accounts and certificates of deposit)	2b(1)(A)	71	
(B) U.S. Government securities	2b(1)(B)		
(C) Corporate debt instruments	2b(1)(C)		
(D) Loans (other than to participants)	2b(1)(D)		
(E) Participant loans	2b(1)(E)	118632	
(F) Other	2b(1)(F)		
(G) Total interest. Add lines **2b(1)(A)** through **(F)**	2b(1)(G)		118703
(2) Dividends: **(A)** Preferred stock	2b(2)(A)		
(B) Common stock	2b(2)(B)		
(C) Registered investment company shares (e.g. mutual funds)	2b(2)(C)	964382	
(D) Total dividends. Add lines **2b(2)(A)**, **(B)**, and **(C)**	2b(2)(D)		964382
(3) Rents	2b(3)		
(4) Net gain (loss) on sale of assets: **(A)** Aggregate proceeds	2b(4)(A)		
(B) Aggregate carrying amount (see instructions)	2b(4)(B)		
(C) Subtract line **2b(4)(B)** from line **2b(4)(A)** and enter result	2b(4)(C)		
(5) Unrealized appreciation (depreciation) of assets: **(A)** Real estate	2b(5)(A)		
(B) Other	2b(5)(B)		
(C) Total unrealized appreciation of assets. Add lines **2b(5)(A)** and **(B)**	2b(5)(C)		

		(a) Amount	(b) Total
(6) Net investment gain (loss) from common/collective trusts	2b(6)		180969
(7) Net investment gain (loss) from pooled separate accounts	2b(7)		
(8) Net investment gain (loss) from master trust investment accounts	2b(8)		
(9) Net investment gain (loss) from 103-12 investment entities	2b(9)		
(10) Net investment gain (loss) from registered investment companies (e.g., mutual funds)	2b(10)		3220692
c Other income	2c		
d Total income. Add all **income** amounts in column (b) and enter total	2d		9048040

Expenses

e Benefit payment and payments to provide benefits:			
(1) Directly to participants or beneficiaries, including direct rollovers	2e(1)	2551957	
(2) To insurance carriers for the provision of benefits	2e(2)		
(3) Other	2e(3)		
(4) Total benefit payments. Add lines **2e(1)** through **(3)**	2e(4)		2551957
f Corrective distributions (see instructions)	2f		
g Certain deemed distributions of participant loans (see instructions)	2g		72152
h Interest expense	2h		
i Administrative expenses: **(1)** Professional fees	2i(1)		
(2) Contract administrator fees	2i(2)		
(3) Investment advisory and management fees	2i(3)		
(4) Other	2i(4)	48880	
(5) Total administrative expenses. Add lines **2i(1)** through **(4)**	2i(5)		48880
j Total expenses. Add all **expense** amounts in column (b) and enter total	2j		2672989

Net Income and Reconciliation

k Net income (loss). Subtract line **2j** from line **2d**	2k		6375051
l Transfers of assets:			
(1) To this plan	2l(1)		
(2) From this plan	2l(2)		

Part III Accountant's Opinion

3 Complete lines 3a through 3c if the opinion of an independent qualified public accountant is attached to this Form 5500. Complete line 3d if an opinion is not attached.

a The attached opinion of an independent qualified public accountant for this plan is (see instructions):

(1) [ ] Unqualified **(2)** [ ] Qualified **(3)** [X] Disclaimer **(4)** [ ] Adverse

b Did the accountant perform a limited scope audit pursuant to 29 CFR 2520.103-8 and/or 103-12(d)? [X] Yes [ ] No

c Enter the name and EIN of the accountant (or accounting firm) below:

(1) Name: ERNST & YOUNG, LLP **(2)** EIN: 34-6565596

d The opinion of an independent qualified public accountant is **not attached** because:

(1) [ ] This form is filed for a CCT, PSA, or MTIA. **(2)** [ ] It will be attached to the next Form 5500 pursuant to 29 CFR 2520.104-50.

Part IV Compliance Questions

4 CCTs and PSAs do not complete Part IV. MTIAs, 103-12 IEs, and GIAs do not complete lines 4a, 4e, 4f, 4g, 4h, 4k, 4m, 4n, or 5. 103-12 IEs also do not complete lines 4j and 4l. MTIAs also do not complete line 4l.

During the plan year:

		Yes	No	Amount
a Was there a failure to transmit to the plan any participant contributions within the time period described in 29 CFR 2510.3-102? Continue to answer "Yes" for any prior year failures until fully corrected. (See instructions and DOL's Voluntary Fiduciary Correction Program.)	4a		X	
b Were any loans by the plan or fixed income obligations due the plan in default as of the close of the plan year or classified during the year as uncollectible? Disregard participant loans secured by participant's account balance. (Attach Schedule G (Form 5500) Part I if "Yes" is checked.)	4b		X	

			Yes	No	Amount
c	Were any leases to which the plan was a party in default or classified during the year as uncollectible? (Attach Schedule G (Form 5500) Part II if "Yes" is checked.)	4c		X	
d	Were there any nonexempt transactions with any party-in-interest? (Do not include transactions reported on line 4a. Attach Schedule G (Form 5500) Part III if "Yes" is checked.)	4d		X	
e	Was this plan covered by a fidelity bond?	4e	X		5000000
f	Did the plan have a loss, whether or not reimbursed by the plan's fidelity bond, that was caused by fraud or dishonesty?	4f		X	
g	Did the plan hold any assets whose current value was neither readily determinable on an established market nor set by an independent third party appraiser?	4g		X	
h	Did the plan receive any noncash contributions whose value was neither readily determinable on an established market nor set by an independent third party appraiser?	4h		X	
i	Did the plan have assets held for investment? (Attach schedule(s) of assets if "Yes" is checked, and see instructions for format requirements.)	4i	X		
j	Were any plan transactions or series of transactions in excess of 5% of the current value of plan assets? (Attach schedule of transactions if "Yes" is checked, and see instructions for format requirements.)	4j		X	
k	Were all the plan assets either distributed to participants or beneficiaries, transferred to another plan, or brought under the control of the PBGC?	4k		X	
l	Has the plan failed to provide any benefit when due under the plan?	4l		X	
m	If this is an individual account plan, was there a blackout period? (See instructions and 29 CFR 2520.101-3.)	4m		X	
n	If 4m was answered "Yes," check the "Yes" box if you either provided the required notice or one of the exceptions to providing the notice applied under 29 CFR 2520.101-3.	4n		X	

5a Has a resolution to terminate the plan been adopted during the plan year or any prior plan year?
If "Yes," enter the amount of any plan assets that reverted to the employer this year ☐ **Yes** ☒ **No** **Amount:**

5b If, during this plan year, any assets or liabilities were transferred from this plan to another plan(s), identify the plan(s) to which assets or liabilities were transferred. (See instructions.)

5b(1) Name of plan(s)	**5b(2)** EIN(s)	**5b(3)** PN(s)

Part V Trust Information (optional)

6a Name of trust	**6b** Trust's EIN

SCHEDULE R (Form 5500)

Department of the Treasury
Internal Revenue Service

Department of Labor
Employee Benefits Security Administration

Pension Benefit Guaranty Corporation

Retirement Plan Information

This schedule is required to be filed under section 104 and 4065 of the Employee Retirement Income Security Act of 1974 (ERISA) and section 6058(a) of the Internal Revenue Code (the Code).

▶ **File as an attachment to Form 5500.**

OMB No. 1210-0110

2012

This Form is Open to Public Inspection.

For calendar plan year 2012 or fiscal plan year beginning 01/01/2012 and ending 12/31/2012

A Name of plan
PEBBLE BEACH COMPANY 401(K) PLAN

B Three-digit plan number (PN) ▶ 003

C Plan sponsor's name as shown on line 2a of Form 5500
PEBBLE BEACH COMPANY

D Employer Identification Number (EIN)
77-0303209

Part I Distributions

All references to distributions relate only to payments of benefits during the plan year.

1 Total value of distributions paid in property other than in cash or the forms of property specified in the instructions 1 0

2 Enter the EIN(s) of payor(s) who paid benefits on behalf of the plan to participants or beneficiaries during the year (if more than two, enter EINs of the two payors who paid the greatest dollar amounts of benefits):

EIN(s): 04-6568107

Profit-sharing plans, ESOPs, and stock bonus plans, skip line 3.

3 Number of participants (living or deceased) whose benefits were distributed in a single sum, during the plan year. 3

Part II Funding Information (If the plan is not subject to the minimum funding requirements of section of 412 of the Internal Revenue Code or ERISA section 302, skip this Part)

4 Is the plan administrator making an election under Code section 412(d)(2) or ERISA section 302(d)(2)? ..... ☐ Yes ☐ No ☐ N/A

If the plan is a defined benefit plan, go to line 8.

5 If a waiver of the minimum funding standard for a prior year is being amortized in this plan year, see instructions and enter the date of the ruling letter granting the waiver. **Date:** Month _____ Day _____ Year _____

If you completed line 5, complete lines 3, 9, and 10 of Schedule MB and do not complete the remainder of this schedule.

6 a Enter the minimum required contribution for this plan year (include any prior year accumulated funding deficiency not waived) 6a

b Enter the amount contributed by the employer to the plan for this plan year 6b

c Subtract the amount in line 6b from the amount in line 6a. Enter the result (enter a minus sign to the left of a negative amount) 6c

If you completed line 6c, skip lines 8 and 9.

7 Will the minimum funding amount reported on line 6c be met by the funding deadline? ..... ☐ Yes ☐ No ☐ N/A

8 If a change in actuarial cost method was made for this plan year pursuant to a revenue procedure or other authority providing automatic approval for the change or a class ruling letter, does the plan sponsor or plan administrator agree with the change? ..... ☐ Yes ☐ No ☐ N/A

Part III Amendments

9 If this is a defined benefit pension plan, were any amendments adopted during this plan year that increased or decreased the value of benefits? If yes, check the appropriate box. If no, check the "No" box. ..... ☐ Increase ☐ Decrease ☐ Both ☐ No

Part IV ESOPs (see instructions). If this is not a plan described under Section 409(a) or 4975(e)(7) of the Internal Revenue Code, skip this Part.

10 Were unallocated employer securities or proceeds from the sale of unallocated securities used to repay any exempt loan? ..... ☐ Yes ☐ No

11 a Does the ESOP hold any preferred stock? ..... ☐ Yes ☐ No

b If the ESOP has an outstanding exempt loan with the employer as lender, is such loan part of a "back-to-back" loan? (See instructions for definition of "back-to-back" loan.) ..... ☐ Yes ☐ No

12 Does the ESOP hold any stock that is not readily tradable on an established securities market? ..... ☐ Yes ☐ No

Part V Additional Information for Multiemployer Defined Benefit Pension Plans

13 Enter the following information for each employer that contributed more than 5% of total contributions to the plan during the plan year (measured in dollars). See instructions. *Complete as many entries as needed to report all applicable employers.*

a Name of contributing employer

b EIN **c** Dollar amount contributed by employer

d Date collective bargaining agreement expires *(If employer contributes under more than one collective bargaining agreement, check box* ☐ *and see instructions regarding required attachment. Otherwise, enter the applicable date.)* Month _____ Day _____ Year _____

e Contribution rate information *(If more than one rate applies, check this box* ☐ *and see instructions regarding required attachment. Otherwise, complete lines 13e(1) and 13e(2).)*
(1) Contribution rate (in dollars and cents) _____
(2) Base unit measure: ☐ Hourly ☐ Weekly ☐ Unit of production ☐ Other (specify):

---

a Name of contributing employer

b EIN **c** Dollar amount contributed by employer

d Date collective bargaining agreement expires *(If employer contributes under more than one collective bargaining agreement, check box* ☐ *and see instructions regarding required attachment. Otherwise, enter the applicable date.)* Month _____ Day _____ Year _____

e Contribution rate information *(If more than one rate applies, check this box* ☐ *and see instructions regarding required attachment. Otherwise, complete lines 13e(1) and 13e(2).)*
(1) Contribution rate (in dollars and cents) _____
(2) Base unit measure: ☐ Hourly ☐ Weekly ☐ Unit of production ☐ Other (specify): _____

---

a Name of contributing employer

b EIN **c** Dollar amount contributed by employer

d Date collective bargaining agreement expires *(If employer contributes under more than one collective bargaining agreement, check box* ☐ *and see instructions regarding required attachment. Otherwise, enter the applicable date.)* Month _____ Day _____ Year _____

e Contribution rate information *(If more than one rate applies, check this box* ☐ *and see instructions regarding required attachment. Otherwise, complete lines 13e(1) and 13e(2).)*
(1) Contribution rate (in dollars and cents) _____
(2) Base unit measure: ☐ Hourly ☐ Weekly ☐ Unit of production ☐ Other (specify): _____

---

a Name of contributing employer

b EIN **c** Dollar amount contributed by employer

d Date collective bargaining agreement expires *(If employer contributes under more than one collective bargaining agreement, check box* ☐ *and see instructions regarding required attachment. Otherwise, enter the applicable date.)* Month _____ Day _____ Year _____

e Contribution rate information *(If more than one rate applies, check this box* ☐ *and see instructions regarding required attachment. Otherwise, complete lines 13e(1) and 13e(2).)*
(1) Contribution rate (in dollars and cents) _____
(2) Base unit measure: ☐ Hourly ☐ Weekly ☐ Unit of production ☐ Other (specify): _____

---

a Name of contributing employer

b EIN **c** Dollar amount contributed by employer

d Date collective bargaining agreement expires *(If employer contributes under more than one collective bargaining agreement, check box* ☐ *and see instructions regarding required attachment. Otherwise, enter the applicable date.)* Month _____ Day _____ Year _____

e Contribution rate information *(If more than one rate applies, check this box* ☐ *and see instructions regarding required attachment. Otherwise, complete lines 13e(1) and 13e(2).)*
(1) Contribution rate (in dollars and cents) _____
(2) Base unit measure: ☐ Hourly ☐ Weekly ☐ Unit of production ☐ Other (specify): _____

---

a Name of contributing employer

b EIN **c** Dollar amount contributed by employer

d Date collective bargaining agreement expires *(If employer contributes under more than one collective bargaining agreement, check box* ☐ *and see instructions regarding required attachment. Otherwise, enter the applicable date.)* Month _____ Day _____ Year _____

e Contribution rate information *(If more than one rate applies, check this box* ☐ *and see instructions regarding required attachment. Otherwise, complete lines 13e(1) and 13e(2).)*
(1) Contribution rate (in dollars and cents) _____
(2) Base unit measure: ☐ Hourly ☐ Weekly ☐ Unit of production ☐ Other (specify): _____

14 Enter the number of participants on whose behalf no contributions were made by an employer as an employer of the participant for:

a	The current year	**14a**	
b	The plan year immediately preceding the current plan year	**14b**	
c	The second preceding plan year	**14c**	

15 Enter the ratio of the number of participants under the plan on whose behalf no employer had an obligation to make an employer contribution during the current plan year to:

a	The corresponding number for the plan year immediately preceding the current plan year	**15a**	
b	The corresponding number for the second preceding plan year	**15b**	

16 Information with respect to any employers who withdrew from the plan during the preceding plan year:

a	Enter the number of employers who withdrew during the preceding plan year	**16a**	
b	If line 16a is greater than 0, enter the aggregate amount of withdrawal liability assessed or estimated to be assessed against such withdrawn employers	**16b**	

17 If assets and liabilities from another plan have been transferred to or merged with this plan during the plan year, check box and see instructions regarding supplemental information to be included as an attachment. ☐

Part VI Additional Information for Single-Employer and Multiemployer Defined Benefit Pension Plans

18 If any liabilities to participants or their beneficiaries under the plan as of the end of the plan year consist (in whole or in part) of liabilities to such participants and beneficiaries under two or more pension plans as of immediately before such plan year, check box and see instructions regarding supplemental information to be included as an attachment ☐

19 If the total number of participants is 1,000 or more, complete lines (a) through (c)

a Enter the percentage of plan assets held as:
Stock: _____% Investment-Grade Debt: _____% High-Yield Debt: _____% Real Estate: _____% Other: _____%

b Provide the average duration of the combined investment-grade and high-yield debt:
☐ 0-3 years ☐ 3-6 years ☐ 6-9 years ☐ 9-12 years ☐ 12-15 years ☐ 15-18 years ☐ 18-21 years ☐ 21 years or more

c What duration measure was used to calculate line 19(b)?
☐ Effective duration ☐ Macaulay duration ☐ Modified duration ☐ Other (specify):

Financial Statements and Supplemental Schedule

Pebble Beach Company 401(k) Plan
For the Years Ended December 31, 2012 and 2011
With Report of Independent Auditors

Ernst & Young LLP

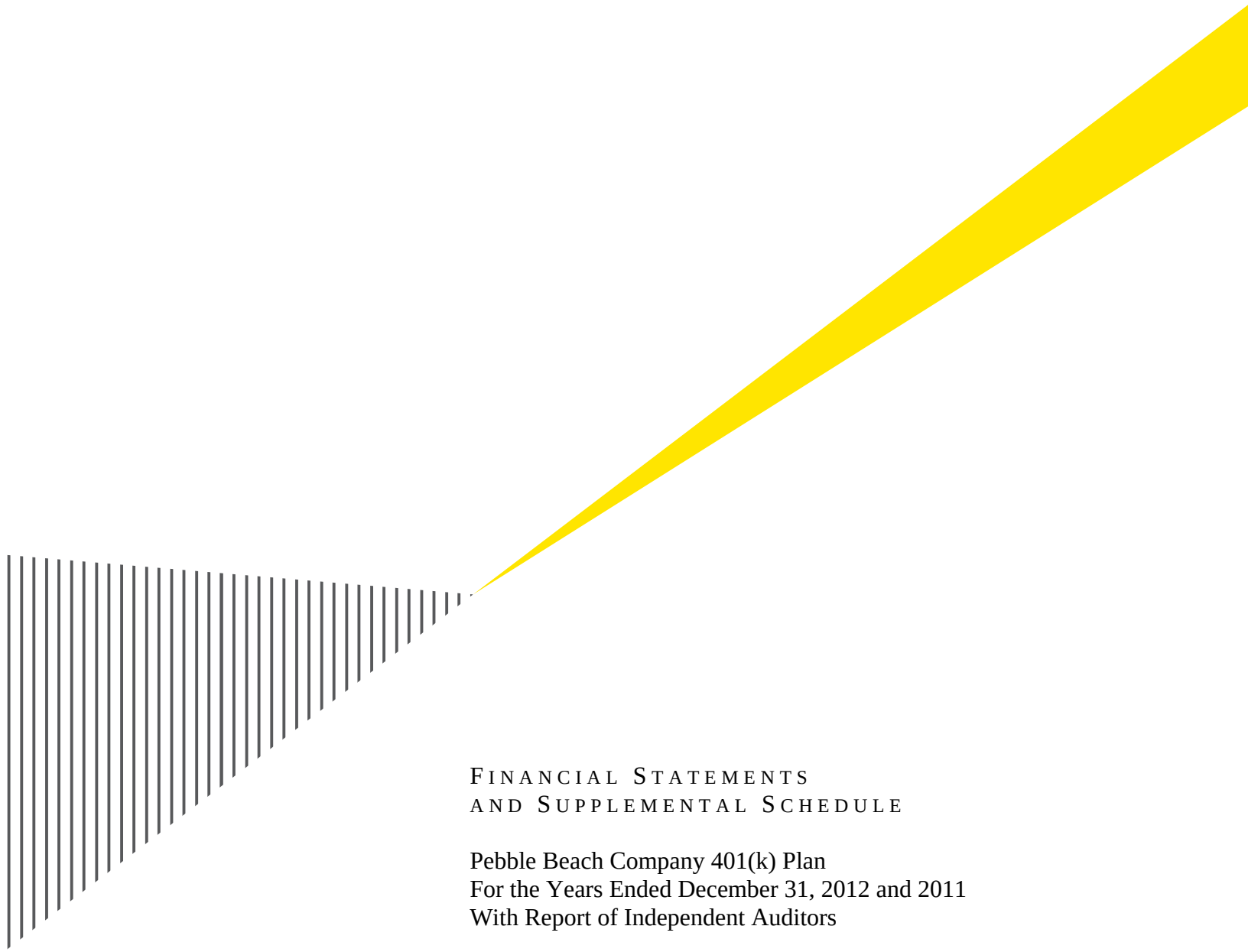

Pebble Beach Company 401(k) Plan

Financial Statements and Supplemental Schedule

Years Ended December 31, 2012 and 2011

Contents

Report of Independent Auditors.....1

Financial Statements

Statements of Net Assets Available for Benefits.....3
Statements of Changes in Net Assets Available for Benefits.....4
Notes to Financial Statements.....5

Supplemental Schedule

Schedule H, Line 4i – Schedule of Assets (Held at End of Year).....15

Ernst & Young LLP
Suite 1000
18111 Von Karman Avenue
Irvine, CA 92612
Tel: +1 949 794 2300
Fax: +1 949 437 0590
www.ey.com

Report of Independent Auditors

To the Plan Administrator
Pebble Beach Company 401(k) Plan

Report on the Financial Statements

We were engaged to audit the accompanying financial statements of Pebble Beach Company 401(k) Plan, which comprise the statements of net assets available for benefits as of December 31, 2012 and 2011, and the related statements of changes in net assets available for benefits for the years then ended, and the related notes to the financial statements.

Management's Responsibility for the Financial Statements

Management is responsible for the preparation and fair presentation of these financial statements in conformity with U.S. generally accepted accounting principles; this includes the design, implementation, and maintenance of internal control relevant to the preparation and fair presentation of financial statements that are free of material misstatement, whether due to fraud or error.

Auditor's Responsibility

Our responsibility is to express an opinion on these financial statements based on conducting the audits in accordance with auditing standards generally accepted in the United States. Because of the matter described in the Basis for Disclaimer of Opinion paragraph, however, we were not able to obtain sufficient appropriate audit evidence to provide a basis for an audit opinion.

Basis for Disclaimer of Opinion

As permitted by 29 CFR 2520.103-8 of the Department of Labor's Rules and Regulations for Reporting and Disclosure under the Employee Retirement Income Security Act of 1974, the plan administrator instructed us not to perform, and we did not perform, any auditing procedures with respect to the certified investment information described in Note 5, except for comparing such information with the related information included in the financial statements. We have been informed by the plan administrator that the entity that certified the investment information meets the requirements of 29 CFR 2520.103-8. The plan administrator has obtained certifications as of December 31, 2012 and 2011, and for the years then ended, stating that the investment information provided to the plan administrator is complete and accurate.

A member firm of Ernst & Young Global Limited

Disclaimer of Opinion on Financial Statements

Because of the significance of the matter described in the Basis for Disclaimer of Opinion paragraph, we have not been able to obtain sufficient appropriate audit evidence to provide a basis for an audit opinion. Accordingly, we do not express an opinion on these financial statements.

Disclaimer of Opinion on Supplemental Schedule

The accompanying supplemental schedule of assets (held at end of year) as of December 31, 2012, is presented for purposes of additional analysis and is not a required part of the financial statements but is supplementary information required by the Department of Labor's Rules and Regulations for Reporting and Disclosure under the Employee Retirement Income Security Act of 1974. Because of the significance of the matter described in the Basis for Disclaimer of Opinion paragraph, we do not express an opinion on the supplemental schedule referred to above.

Report on Compliance of Form and Content with Department of Labor's Rules and Regulations

The form and content of the information included in the financial statements and supplemental schedule, other than that derived from the certified investment information, have been audited by us in accordance with auditing standards generally accepted in the United States and, in our opinion, are presented in compliance with the Department of Labor's Rules and Regulations for Reporting and Disclosure under the Employee Retirement Income Security Act of 1974.

Ernst & Young LLP

October 11, 2013

A member firm of Ernst & Young Global Limited

Pebble Beach Company 401(k) Plan

Statements of Net Assets Available for Benefits

	December 31	
	2012	**2011**
Assets		
Investments at fair value:		
Interest-bearing cash	**$ 832,505**	$ 697,182
Mutual funds	**31,998,584**	26,195,951
Common/collective trust fund	**10,657,904**	10,199,166
	43,488,993	37,092,299
Receivables:		
Contributions receivable from employer	**123,889**	98,033
Contributions receivable from employees	**125,947**	113,162
Notes receivable from participants	**2,009,690**	2,031,333
	2,259,526	2,242,528
Net assets reflecting investments at fair value	**45,748,519**	39,334,827
Adjustment from fair value to contract value for fully benefit-responsive investment contracts	**(305,001)**	(251,550)
Net assets available for benefits	**$ 45,443,518**	$ 39,083,277

See accompanying notes.

Pebble Beach Company 401(k) Plan

Statements of Changes in Net Assets Available for Benefits

	Year Ended December 31 2012	2011
Additions		
Additions to net assets attributed to:		
Investment income (loss):		
Interest and dividends	**$ 1,091,972**	$ 1,029,832
Net appreciation (depreciation) in fair value of mutual fund investments	**3,220,691**	(1,869,768)
	4,312,663	(839,936)
Participant loan interest	**118,633**	114,630
Contributions:		
Employee – salary deferral	**3,061,897**	2,663,355
Employee – rollover from other plans	**85,100**	198,184
Employer – match	**801,729**	385,846
Employer – service credits	**335,165**	305,918
Employer – annual discretionary	**318,044**	146,601
	4,601,935	3,699,904
Total additions	**9,033,231**	2,974,598
Deductions		
Deductions from net assets attributed to:		
Benefits paid to participants	**(2,624,109)**	(2,676,617)
Participant fees	**(48,881)**	(38,480)
Total deductions	**(2,672,990)**	(2,715,097)
Net increase	**6,360,241**	259,501
Net assets available for benefits:		
Beginning of year	**39,083,277**	38,823,776
End of year	**$ 45,443,518**	$ 39,083,277

See accompanying notes.

Pebble Beach Company 401(k) Plan

Notes to Financial Statements

December 31, 2012

1. Description of Plan

The following description of Pebble Beach Company 401(k) Plan (the Plan) is a brief summary of the Plan's provisions. The reader should refer to the Plan document and Adoption Agreement for a full description of the Plan's provisions.

General

The Plan is a defined contribution plan established to provide voluntary retirement benefits and tax deferred savings opportunities to eligible employees of The Pebble Beach Company (the Company). Prior to 2008, employees who had attained the age of 21 and had completed one year of service were eligible to participate in the Plan. During 2008, the Company amended the Plan to change the eligibility age to 18. The Plan was established in April 1993 and is subject to the provisions of the Employee Retirement Income Security Act of 1974, as amended (ERISA).

Contributions

Participants may contribute through tax-deferred salary reductions an amount not less than 1% and not in excess of 50% of the participant's compensation for the year, up to a maximum of $17,000 in 2012 and $16,500 in 2011. Participants age 50 and over were permitted to contribute up to a maximum of $22,500 and $22,000 in 2012 and 2011, respectively. Participants are also permitted to deposit into the Plan distributions from other qualified plans (rollovers).

Effective May 1, 2012, the Company increased its matching contributions from 25% to 50% of the first 6% of a participant's annual compensation. Employees covered by collective bargaining (union employees) are not eligible to receive matching contributions.

The Plan provides employer contributions to be made on behalf of each eligible hourly participant at a rate equal to $0.25 per hour of service completed. In addition, the Company may make additional discretionary employer contributions on behalf of eligible hourly participants. Union employees are not eligible for these employer contributions.

1. Description of Plan (continued)

Participant Accounts

Each participant's share of the net assets of the Plan is segregated in an individual account. Each participant's account is credited with the participant's contribution and the Company's contributions, if eligible, and allocation of Plan earnings. Allocation of Plan earnings is based on account balances, as defined. The benefit to which a participant is entitled is the benefit that can be provided from the participant's vested account.

Vesting

Participants' contributions, rollovers from other qualified plans and actual earnings thereon are 100% vested at all times. Amounts contributed by the Company plus actual earnings thereon vest based upon completed years of service according to the following schedule:

	Vesting Percentage
Completed/Vested Years of Service	**Employer Contributions**
1	0%
2	25%
3	50%
4	75%
5	100%

Payment of Benefits

Benefits are payable upon retirement, termination, disability, hardship or death equal to the value of the participant's vested interest in his or her account.

Investment Options

Participants direct their contributions and Company contributions into one or all of the various investment fund options available under the Plan. Participants may change or transfer their investment options daily.

1. Description of Plan (continued)

Participant Loans

Participants may borrow up to 50% of their vested account balance, from a minimum of $1,000 up to a maximum of $50,000. Loan transactions are treated as a transfer between the investment fund and the loan fund. Loan terms range from one to five years or up to 15 years for the purchase of a primary residence. The loans are secured by the balance in the participant's account and bear interest at a rate commensurate with local prevailing rates. As of December 31, 2012, interest rates on outstanding loans ranged from 6.00% to 9.75%. Principal and interest are paid ratably through semi-monthly payroll deductions.

Forfeited Accounts

As of December 31, 2012 and 2011, forfeited non-vested accounts totaled $19,822 and $19,732, respectively. In 2012 and 2011, employer contributions were reduced by $0 and $31,821, respectively, from forfeited non-vested accounts. In 2012 and 2011, Plan expenses were reduced by $27,945 and $14,606, respectively, from forfeited non-vested accounts.

2. Summary of Significant Accounting Policies and Practices

Basis of Accounting

The Plan maintains its internal accounting records on the basis of cash receipts and disbursements. The accompanying financial statements have been prepared using the accrual method of accounting. Accordingly, certain accrual adjustments have been recorded in the Plan's financial statements.

Reclassifications

Certain balances in prior year financial statements have been re-classed to confirm to current year presentation.

Use of Estimates

The preparation of financial statements in conformity with accounting principles generally accepted in the United States requires management to make estimates and assumptions that affect the reported amounts of assets, liabilities, and changes therein, and disclosure of contingent assets and liabilities at the date of the financial statements. Accordingly, results could differ from those estimates.

2. Summary of Significant Accounting Policies and Practices (continued)

Investments

Investments in the accompanying statements of net assets available for benefits include the Fidelity Managed Income Portfolio (Fidelity MIP), a common collective trust fund with underlying investments consisting of fully benefit-responsive investment contracts recognized at fair value with a corresponding adjustment to reflect these investments at contract value. Participant-directed redemptions have no restrictions, however, the Plan is required to provide a one-year redemption notice to liquidate its entire share in the fund.

The Plan's investments are stated at fair value. The fair value of the Fidelity MIP was $10,657,904 and $10,199,166 compared to actual contract values of $10,352,903 and $9,947,616 as of December 31, 2012 and 2011, respectively. The fair value of the Fidelity MIP is based on its net asset value using market prices of underlying marketable securities and discounted cash flows for underlying investment contracts. Shares of mutual funds are valued at quoted market prices.

Purchases and sales of securities are recorded on a trade-date basis. Interest income is recorded on the accrual basis. Dividends are recorded on the ex-dividend date. Net appreciation (depreciation) in fair value of investments includes gains and losses on investments bought and sold as well as held during the year less investment fees.

Participant Loans

Participant loans are recorded at their unpaid principal balance plus any accrued but unpaid interest. Interest income on participant loans is recorded when it is earned. Related fees are recorded as administrative expenses and are expensed when they are incurred. No allowance for credit losses has been recorded as of December 31, 2012 or 2011. If a participant ceases to make loan repayments and the plan administrator deems the participant loan to be a distribution, the participant loan balance is reduced and a benefit payment is recorded.

2. Summary of Significant Accounting Policies and Practices (continued)

Concentration of Market and Credit Risk

The Plan's exposure to credit loss in the event of nonperformance of investments is limited to the carrying value of such investments. The Plan's concentrations of credit risk and market risk are dictated by the Plan's provisions as well as those of ERISA and the participants' investment preferences. Due to the level of uncertainty related to changes in the value of these investments, it is at least reasonably possible that changes in risks in the near term could materially affect participant account balances and the amounts reported in the statements of net assets available for benefits and the statements of changes in net assets available for benefits.

Payment of Benefits

Benefits are recorded when paid.

Administrative Fees

Expenses associated with the general administration of the Plan were paid by the Company. Expenses associated with individual participant transactions, such as loan fees, were charged to the individual participant accounts.

New Accounting Pronouncement

In May 2011, the Financial Accounting Standards Board issued Accounting Standards Update (ASU) 2011-04, *Amendments to Achieve Common Fair Value Measurements and Disclosure Requirements in U.S. GAAP and IFRSs* (ASU 2011-04). ASU 2011-04 amends Accounting Standards Codification (ASC) 820, *Fair Value Measurement* (ASC 820), to converge the fair value measurement guidance in U.S. generally accepted accounting principles and International Financial Reporting Standards. Some of the amendments clarify the application of existing fair value measurement requirements, while other amendments change a particular principle in ASC 820. The amendments are to be applied prospectively and are effective for annual periods beginning after December 15, 2011. The adoption of this pronouncement did not have a material impact on the Plan's financial statements.

Subsequent Events

Management evaluated subsequent events for the Plan through October 11, 2013, the date the financial statements were available to be issued.

3. Investments

The following table represents the fair value of individual investments which exceed 5% of the Plan's net assets at December 31, 2012 and 2011:

	2012	2011
Mutual funds:		
Fidelity Spartan 500 Index Adv	**$ 4,007,147**	$ 3,260,642
Fidelity Diversified International	**3,670,560**	3,174,578
TCW Total Return Bond Fund	**3,515,501**	3,036,619
Invesco Diversified Dividends Fund	**3,508,220**	2,893,879
Fidelity Freedom 2010	**2,494,649**	2,107,737
Common/collective trust fund:		
Fidelity Managed Income Portfolio	**10,657,904**	10,199,166

4. Fair Value Measurements

ASC 820 defines fair value, expands disclosure requirements about fair value measurements and specifies a hierarchy of valuation techniques. The following are levels of the hierarchy and a brief description of the type of valuation information (inputs) that qualifies a financial asset for each level:

- Level 1 – Unadjusted quoted prices for identical assets or liabilities in active markets where the specific security is traded.

- Level 2 – Inputs other than Level 1 that are based on observable market data. These include: quoted prices for similar assets in active markets, quoted prices for identical assets in inactive markets, inputs that are observable that are not prices (such as interest rates, credit risks, etc.) and inputs that are derived from or corroborated by observable markets. Financial models are often used to develop these prices.

- Level 3 – Developed from unobservable inputs reflecting the Company's own assumptions.

4. Fair Value Measurements (continued)

When quoted prices in active markets for identical assets are available, these quoted market prices are used to determine the fair value of financial assets and these assets are classified as Level 1, primarily common stocks and mutual funds. In other cases where a quoted market price for identical assets in an active market is either not available or not observable, fair value is estimated using valuation methodologies based on available and observable market information or by using a matrix pricing model. These financial assets would be classified as Level 2. If quoted market prices are not available, fair value is determined by using broker quotes or an internal analysis of each investment's financial statements and cash flow projections. In these instances, financial assets will be classified based upon the lowest level of input that is significant to the valuation. Thus, financial assets may be classified in Level 3 even though there may be some significant inputs that may be readily available.

The following is a description of the valuation methodologies used for financial assets measured at fair value, including the general classification of such assets pursuant to the valuation hierarchy.

Mutual funds **–** These are classified as Level 1 because quoted prices are available for these securities in an active market.

Common/collective trust fund **–** This is classified as Level 2 because the net asset value is developed from inputs that are based on observable market data.

The following table sets forth by level, within the fair value hierarchy, the Plan's assets carried at fair value as of December 31, 2012 and 2011.

	Assets at Fair Value as of December 31, 2012			
	Level 1	**Level 2**	**Level 3**	**Total**
Interest-bearing cash	**$ 832,505**	**$ –**	**$ –**	**$ 832,505**
Mutual funds:				
Bonds	**4,160,422**	**–**	**–**	**4,160,422**
Domestic equities	**15,453,307**	**–**	**–**	**15,453,307**
Foreign equities	**4,141,779**	**–**	**–**	**4,141,779**
Freedom funds	**8,243,076**	**–**	**–**	**8,243,076**
Common/collective trust fund – Fidelity MIP	**–**	**10,657,904**	**–**	**10,657,904**
Total	**$ 32,831,089**	**$ 10,657,904**	**$ –**	**$ 43,488,993**

4. Fair Value Measurements (continued)

	Assets at Fair Value as of December 31, 2011			
	Level 1	**Level 2**	**Level 3**	**Total**
Interest-bearing cash	$ 697,182	$ –	$ –	$ 697,182
Mutual funds:				
Bonds	3,353,012	–	–	3,353,012
Domestic equities	12,799,985	–	–	12,799,985
Foreign equities	3,305,619	–	–	3,305,619
Freedom funds	6,737,335	–	–	6,737,335
Common/collective trust fund – Fidelity MIP	–	10,199,166	–	10,199,166
Total	$ 26,893,133	$ 10,199,166	$ –	$ 37,092,299

5. Financial Information Certified by the Trustee

The plan administrator elected the method of compliance as permitted by 29 CFR 2520.103-8 of the Department of Labor's Rules and Regulations for Reporting and Disclosure under ERISA. Accordingly, as permitted under such election, the plan administrator has obtained certifications from Fidelity Management Trust Company, the trustee of the Plan, as of and for the years ended December 31, 2012 and 2011, that all investment information provided by them, except for the fair value of the Fidelity MIP and the adjustment from fair value to contract value for fully-benefit responsive investment contracts as of December 31, 2012 and 2011, is complete and accurate. Information included in the accompanying financial statements as to investments in the trust fund administered by the trustee (except for the fair value of the Fidelity MIP), investment income and all investment information in the financial statements and the supplemental schedule is presented in reliance solely upon their certifications.

6. Party-In-Interest Transactions

Certain plan investments are units in the Fidelity MIP managed by Fidelity Management Trust Company and shares in mutual funds managed by Fidelity Investments. Fidelity Management Trust Company, an affiliate of Fidelity Investments, is the trustee as defined by the Plan. These transactions qualify as party-in-interest transactions for which an exemption exists.

7. Income Tax Status

The underlying volume submitter plan has received an advisory letter from the Internal Revenue Service (IRS) dated March 31, 2008 stating that the form of the plan is qualified under Section 401(a) of the Internal Revenue Code (the Code) and therefore the related trust is tax-exempt. In accordance with Revenue Procedures 2011-6 and 2011-49, the plan administrator has determined that it is eligible to and has chosen to rely on the current IRS volume submitter advisory letter. Once qualified, the Plan is required to operate in conformity with the Code to maintain its qualified status. The plan administrator has indicated that it will take the necessary steps, if any, to maintain the Plan's tax-qualified status.

GAAP requires plan management to evaluate uncertain tax positions taken by the Plan. The financial statement effects of a tax position are recognized when the position is more likely than not, based on the technical merits, to be sustained upon examination by the IRS. Plan management has analyzed the tax positions taken by the Plan, and has concluded that as of December 31, 2012, there are no uncertain positions taken or expected to be taken. The Plan has recognized no interest or penalties related to uncertain tax positions. The Plan is subject to routine audits by taxing jurisdictions; however, there are currently no audits for any tax periods in progress. Plan management believes it is no longer subject to income tax examinations for years prior to 2009.

8. Plan Termination

Although it has not expressed any intent to do so, the Company has the right under the Plan to discontinue its contributions at any time and to terminate the Plan subject to the provisions of ERISA. In the event of plan termination, participants would be 100% vested in their accounts and all assets would be distributed based upon the participant's account balance.

9. Reconciliation of Financial Statements to the Form 5500

The following is a reconciliation of net assets available for benefits per the Form 5500 to the financial statements at December 31, 2012 and 2011:

	2012	2011
Net assets available for benefits per the Form 5500	**$ 45,498,683**	$ 39,123,632
Contributions receivable	**249,836**	211,195
Adjustment from fair value to contract value for fully benefit-responsive investment contracts	**(305,001)**	(251,550)
Net assets available for benefits per the financial statements	**$ 45,443,518**	$ 39,083,277

The following is a reconciliation of total contributions per the Form 5500 to the financial statements for the years ended December 31, 2012 and 2011:

	2012	2011
Total contributions per the Form 5500	**$ 4,563,294**	$ 3,693,159
Contributions receivable at end of year	**249,836**	211,195
Less prior year contributions receivable	**(211,195)**	(204,450)
Total contributions per the financial statements	**$ 4,601,935**	$ 3,699,904

Supplemental Schedule

Pebble Beach Company 401(k) Plan

EIN #77-0303209 Plan #003

Schedule H, Line 4i – Schedule of Assets
(Held at End of Year)

December 31, 2012

(a)	(b) Identity of Issue, Borrower, Lessor, or Similar Party	(c) Description of Investment Including Maturity Date, Rate of Interest, Collateral, Par, or Maturity Date	(d) Shares	(e) Current Value
		Interest-bearing cash:		
*	Fidelity Investments	Retirement Money Market	832,505	$ 832,505
		Common/collective trust funds:		
*	Fidelity Investments	Managed Income Portfolio	10,352,903	10,657,904
		Mutual funds:		
*	Fidelity Investments	Blue Chip Growth	35,725	1,752,312
*	Fidelity Investments	Capital Appreciation	9,776	287,224
	Cohen & Steers	Cohen & Steers Realty	5,323	343,701
	Oppenheimer	Developed Markets A	13,353	471,219
	Invesco	Diversified Dividends	260,640	3,508,220
*	Fidelity Investments	Diversified International	122,597	3,670,560
*	Fidelity Investments	Dividend Growth	48,411	1,447,489
*	Fidelity Investments	Freedom Income	16,831	197,095
*	Fidelity Investments	Freedom 2000	1,905	23,563
*	Fidelity Investments	Freedom 2005	134	1,504
*	Fidelity Investments	Freedom 2010	176,675	2,494,649
*	Fidelity Investments	Freedom 2015	29,825	352,238
*	Fidelity Investments	Freedom 2020	85,981	1,230,392
*	Fidelity Investments	Freedom 2025	86,525	1,033,980
*	Fidelity Investments	Freedom 2030	104,917	1,492,974
*	Fidelity Investments	Freedom 2035	33,237	393,189
*	Fidelity Investments	Freedom 2040	48,559	401,094
*	Fidelity Investments	Freedom 2045	21,472	209,995
*	Fidelity Investments	Freedom 2050	40,160	387,138
*	Fidelity Investments	Freedom 2055	2,557	25,265
	Templeton	Global Bond A	48,200	644,921

Pebble Beach Company 401(k) Plan

EIN #77-0303209 Plan #003

Schedule H, Line 4i – Schedule of Assets
(Held at End of Year) (continued)

December 31, 2012

(a)	(b) Identity of Issue, Borrower, Lessor, or Similar Party	(c) Description of Investment Including Maturity Date, Rate of Interest, Collateral, Par, or Maturity Date	(d) Shares	(e) Current Value
		Mutual funds (continued):		
*	Fidelity Investments	Low priced Stock	39,343	$ 1,554,060
	MSIF	Mid Cap Growth	18,166	606,760
	Ridgeworth	Mid Cap Value	87,223	1,024,875
	TCW	Small Cap Growth	1,787	47,880
*	Fidelity Investments	Small Cap Stock	31,843	576,035
	Wells Fargo	Small Cap Value	9,217	297,604
*	Fidelity Investments	Spartan 500 Index Adv	79,365	4,007,147
	TCW	Total Return Bond	341,642	3,515,501
		Total mutual funds		31,998,584
*	Participants	**Participant loans:** 318 loans outstanding with interest rates ranging from 6.00% to 9.75% with maturity dates ranging from 2013 to 2020		2,009,690
				$ 45,498,683

*Denotes party-in-interest to the Plan.

Ernst & Young LLP

Assurance | Tax | Transactions | Advisory

About Ernst & Young

Ernst & Young is a global leader in assurance, tax, transaction and advisory services. Worldwide, our 167,000 people are united by our shared values and an unwavering commitment to quality. We make a difference by helping our people, our clients and our wider communities achieve their potential.

For more information, please visit www.ey.com.

Ernst & Young refers to the global organization of member firms of Ernst & Young Global Limited, each of which is a separate legal entity. Ernst & Young Global Limited, a UK company limited by guarantee, does not provide services to clients. This Report has been prepared by Ernst & Young LLP, a client serving member firm located in the United States.



Financial Statements and Supplemental Schedule

Pebble Beach Company 401(k) Plan
For the Years Ended December 31, 2012 and 2011
With Report of Independent Auditors

Ernst & Young LLP

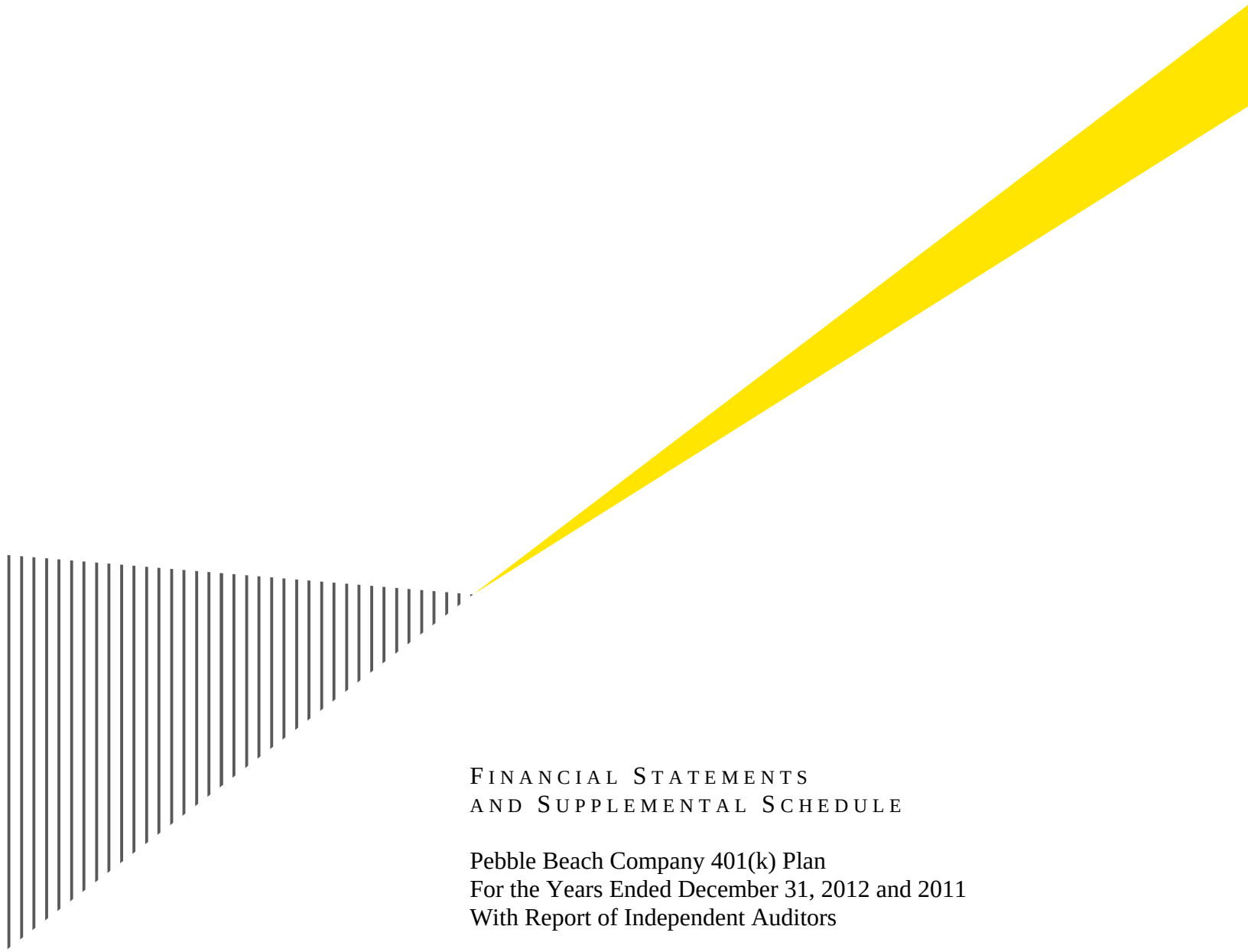

Pebble Beach Company 401(k) Plan

Financial Statements and Supplemental Schedule

Years Ended December 31, 2012 and 2011

Contents

Report of Independent Auditors.....1

Financial Statements

Statements of Net Assets Available for Benefits.....3
Statements of Changes in Net Assets Available for Benefits.....4
Notes to Financial Statements.....5

Supplemental Schedule

Schedule H, Line 4i – Schedule of Assets (Held at End of Year).....15

Ernst & Young LLP
Suite 1000
18111 Von Karman Avenue
Irvine, CA 92612
Tel: +1 949 794 2300
Fax: +1 949 437 0590
www.ey.com

Report of Independent Auditors

To the Plan Administrator
Pebble Beach Company 401(k) Plan

Report on the Financial Statements

We were engaged to audit the accompanying financial statements of Pebble Beach Company 401(k) Plan, which comprise the statements of net assets available for benefits as of December 31, 2012 and 2011, and the related statements of changes in net assets available for benefits for the years then ended, and the related notes to the financial statements.

Management's Responsibility for the Financial Statements

Management is responsible for the preparation and fair presentation of these financial statements in conformity with U.S. generally accepted accounting principles; this includes the design, implementation, and maintenance of internal control relevant to the preparation and fair presentation of financial statements that are free of material misstatement, whether due to fraud or error.

Auditor's Responsibility

Our responsibility is to express an opinion on these financial statements based on conducting the audits in accordance with auditing standards generally accepted in the United States. Because of the matter described in the Basis for Disclaimer of Opinion paragraph, however, we were not able to obtain sufficient appropriate audit evidence to provide a basis for an audit opinion.

Basis for Disclaimer of Opinion

As permitted by 29 CFR 2520.103-8 of the Department of Labor's Rules and Regulations for Reporting and Disclosure under the Employee Retirement Income Security Act of 1974, the plan administrator instructed us not to perform, and we did not perform, any auditing procedures with respect to the certified investment information described in Note 5, except for comparing such information with the related information included in the financial statements. We have been informed by the plan administrator that the entity that certified the investment information meets the requirements of 29 CFR 2520.103-8. The plan administrator has obtained certifications as of December 31, 2012 and 2011, and for the years then ended, stating that the investment information provided to the plan administrator is complete and accurate.

A member firm of Ernst & Young Global Limited

Disclaimer of Opinion on Financial Statements

Because of the significance of the matter described in the Basis for Disclaimer of Opinion paragraph, we have not been able to obtain sufficient appropriate audit evidence to provide a basis for an audit opinion. Accordingly, we do not express an opinion on these financial statements.

Disclaimer of Opinion on Supplemental Schedule

The accompanying supplemental schedule of assets (held at end of year) as of December 31, 2012, is presented for purposes of additional analysis and is not a required part of the financial statements but is supplementary information required by the Department of Labor's Rules and Regulations for Reporting and Disclosure under the Employee Retirement Income Security Act of 1974. Because of the significance of the matter described in the Basis for Disclaimer of Opinion paragraph, we do not express an opinion on the supplemental schedule referred to above.

Report on Compliance of Form and Content with Department of Labor's Rules and Regulations

The form and content of the information included in the financial statements and supplemental schedule, other than that derived from the certified investment information, have been audited by us in accordance with auditing standards generally accepted in the United States and, in our opinion, are presented in compliance with the Department of Labor's Rules and Regulations for Reporting and Disclosure under the Employee Retirement Income Security Act of 1974.

Ernst & Young LLP

October 11, 2013

A member firm of Ernst & Young Global Limited

Pebble Beach Company 401(k) Plan

Statements of Net Assets Available for Benefits

	December 31	
	2012	**2011**
Assets		
Investments at fair value:		
Interest-bearing cash	**$ 832,505**	$ 697,182
Mutual funds	**31,998,584**	26,195,951
Common/collective trust fund	**10,657,904**	10,199,166
	43,488,993	37,092,299
Receivables:		
Contributions receivable from employer	**123,889**	98,033
Contributions receivable from employees	**125,947**	113,162
Notes receivable from participants	**2,009,690**	2,031,333
	2,259,526	2,242,528
Net assets reflecting investments at fair value	**45,748,519**	39,334,827
Adjustment from fair value to contract value for fully benefit-responsive investment contracts	**(305,001)**	(251,550)
Net assets available for benefits	**$ 45,443,518**	$ 39,083,277

See accompanying notes.

Pebble Beach Company 401(k) Plan

Statements of Changes in Net Assets Available for Benefits

	Year Ended December 31 2012	2011
Additions		
Additions to net assets attributed to:		
Investment income (loss):		
Interest and dividends	**$ 1,091,972**	$ 1,029,832
Net appreciation (depreciation) in fair value of mutual fund investments	**3,220,691**	(1,869,768)
	4,312,663	(839,936)
Participant loan interest	**118,633**	114,630
Contributions:		
Employee – salary deferral	**3,061,897**	2,663,355
Employee – rollover from other plans	**85,100**	198,184
Employer – match	**801,729**	385,846
Employer – service credits	**335,165**	305,918
Employer – annual discretionary	**318,044**	146,601
	4,601,935	3,699,904
Total additions	**9,033,231**	2,974,598
Deductions		
Deductions from net assets attributed to:		
Benefits paid to participants	**(2,624,109)**	(2,676,617)
Participant fees	**(48,881)**	(38,480)
Total deductions	**(2,672,990)**	(2,715,097)
Net increase	**6,360,241**	259,501
Net assets available for benefits:		
Beginning of year	**39,083,277**	38,823,776
End of year	**$ 45,443,518**	$ 39,083,277

See accompanying notes.

Pebble Beach Company 401(k) Plan

Notes to Financial Statements

December 31, 2012

1. Description of Plan

The following description of Pebble Beach Company 401(k) Plan (the Plan) is a brief summary of the Plan's provisions. The reader should refer to the Plan document and Adoption Agreement for a full description of the Plan's provisions.

General

The Plan is a defined contribution plan established to provide voluntary retirement benefits and tax deferred savings opportunities to eligible employees of The Pebble Beach Company (the Company). Prior to 2008, employees who had attained the age of 21 and had completed one year of service were eligible to participate in the Plan. During 2008, the Company amended the Plan to change the eligibility age to 18. The Plan was established in April 1993 and is subject to the provisions of the Employee Retirement Income Security Act of 1974, as amended (ERISA).

Contributions

Participants may contribute through tax-deferred salary reductions an amount not less than 1% and not in excess of 50% of the participant's compensation for the year, up to a maximum of $17,000 in 2012 and $16,500 in 2011. Participants age 50 and over were permitted to contribute up to a maximum of $22,500 and $22,000 in 2012 and 2011, respectively. Participants are also permitted to deposit into the Plan distributions from other qualified plans (rollovers).

Effective May 1, 2012, the Company increased its matching contributions from 25% to 50% of the first 6% of a participant's annual compensation. Employees covered by collective bargaining (union employees) are not eligible to receive matching contributions.

The Plan provides employer contributions to be made on behalf of each eligible hourly participant at a rate equal to $0.25 per hour of service completed. In addition, the Company may make additional discretionary employer contributions on behalf of eligible hourly participants. Union employees are not eligible for these employer contributions.

1. Description of Plan (continued)

Participant Accounts

Each participant's share of the net assets of the Plan is segregated in an individual account. Each participant's account is credited with the participant's contribution and the Company's contributions, if eligible, and allocation of Plan earnings. Allocation of Plan earnings is based on account balances, as defined. The benefit to which a participant is entitled is the benefit that can be provided from the participant's vested account.

Vesting

Participants' contributions, rollovers from other qualified plans and actual earnings thereon are 100% vested at all times. Amounts contributed by the Company plus actual earnings thereon vest based upon completed years of service according to the following schedule:

	Vesting Percentage
Completed/Vested Years of Service	**Employer Contributions**
1	0%
2	25%
3	50%
4	75%
5	100%

Payment of Benefits

Benefits are payable upon retirement, termination, disability, hardship or death equal to the value of the participant's vested interest in his or her account.

Investment Options

Participants direct their contributions and Company contributions into one or all of the various investment fund options available under the Plan. Participants may change or transfer their investment options daily.

1. Description of Plan (continued)

Participant Loans

Participants may borrow up to 50% of their vested account balance, from a minimum of $1,000 up to a maximum of $50,000. Loan transactions are treated as a transfer between the investment fund and the loan fund. Loan terms range from one to five years or up to 15 years for the purchase of a primary residence. The loans are secured by the balance in the participant's account and bear interest at a rate commensurate with local prevailing rates. As of December 31, 2012, interest rates on outstanding loans ranged from 6.00% to 9.75%. Principal and interest are paid ratably through semi-monthly payroll deductions.

Forfeited Accounts

As of December 31, 2012 and 2011, forfeited non-vested accounts totaled $19,822 and $19,732, respectively. In 2012 and 2011, employer contributions were reduced by $0 and $31,821, respectively, from forfeited non-vested accounts. In 2012 and 2011, Plan expenses were reduced by $27,945 and $14,606, respectively, from forfeited non-vested accounts.

2. Summary of Significant Accounting Policies and Practices

Basis of Accounting

The Plan maintains its internal accounting records on the basis of cash receipts and disbursements. The accompanying financial statements have been prepared using the accrual method of accounting. Accordingly, certain accrual adjustments have been recorded in the Plan's financial statements.

Reclassifications

Certain balances in prior year financial statements have been re-classed to confirm to current year presentation.

Use of Estimates

The preparation of financial statements in conformity with accounting principles generally accepted in the United States requires management to make estimates and assumptions that affect the reported amounts of assets, liabilities, and changes therein, and disclosure of contingent assets and liabilities at the date of the financial statements. Accordingly, results could differ from those estimates.

2. Summary of Significant Accounting Policies and Practices (continued)

Investments

Investments in the accompanying statements of net assets available for benefits include the Fidelity Managed Income Portfolio (Fidelity MIP), a common collective trust fund with underlying investments consisting of fully benefit-responsive investment contracts recognized at fair value with a corresponding adjustment to reflect these investments at contract value. Participant-directed redemptions have no restrictions, however, the Plan is required to provide a one-year redemption notice to liquidate its entire share in the fund.

The Plan's investments are stated at fair value. The fair value of the Fidelity MIP was $10,657,904 and $10,199,166 compared to actual contract values of $10,352,903 and $9,947,616 as of December 31, 2012 and 2011, respectively. The fair value of the Fidelity MIP is based on its net asset value using market prices of underlying marketable securities and discounted cash flows for underlying investment contracts. Shares of mutual funds are valued at quoted market prices.

Purchases and sales of securities are recorded on a trade-date basis. Interest income is recorded on the accrual basis. Dividends are recorded on the ex-dividend date. Net appreciation (depreciation) in fair value of investments includes gains and losses on investments bought and sold as well as held during the year less investment fees.

Participant Loans

Participant loans are recorded at their unpaid principal balance plus any accrued but unpaid interest. Interest income on participant loans is recorded when it is earned. Related fees are recorded as administrative expenses and are expensed when they are incurred. No allowance for credit losses has been recorded as of December 31, 2012 or 2011. If a participant ceases to make loan repayments and the plan administrator deems the participant loan to be a distribution, the participant loan balance is reduced and a benefit payment is recorded.

2. Summary of Significant Accounting Policies and Practices (continued)

Concentration of Market and Credit Risk

The Plan's exposure to credit loss in the event of nonperformance of investments is limited to the carrying value of such investments. The Plan's concentrations of credit risk and market risk are dictated by the Plan's provisions as well as those of ERISA and the participants' investment preferences. Due to the level of uncertainty related to changes in the value of these investments, it is at least reasonably possible that changes in risks in the near term could materially affect participant account balances and the amounts reported in the statements of net assets available for benefits and the statements of changes in net assets available for benefits.

Payment of Benefits

Benefits are recorded when paid.

Administrative Fees

Expenses associated with the general administration of the Plan were paid by the Company. Expenses associated with individual participant transactions, such as loan fees, were charged to the individual participant accounts.

New Accounting Pronouncement

In May 2011, the Financial Accounting Standards Board issued Accounting Standards Update (ASU) 2011-04, *Amendments to Achieve Common Fair Value Measurements and Disclosure Requirements in U.S. GAAP and IFRSs* (ASU 2011-04). ASU 2011-04 amends Accounting Standards Codification (ASC) 820, *Fair Value Measurement* (ASC 820), to converge the fair value measurement guidance in U.S. generally accepted accounting principles and International Financial Reporting Standards. Some of the amendments clarify the application of existing fair value measurement requirements, while other amendments change a particular principle in ASC 820. The amendments are to be applied prospectively and are effective for annual periods beginning after December 15, 2011. The adoption of this pronouncement did not have a material impact on the Plan's financial statements.

Subsequent Events

Management evaluated subsequent events for the Plan through October 11, 2013, the date the financial statements were available to be issued.

3. Investments

The following table represents the fair value of individual investments which exceed 5% of the Plan's net assets at December 31, 2012 and 2011:

	2012	2011
Mutual funds:		
Fidelity Spartan 500 Index Adv	**$ 4,007,147**	$ 3,260,642
Fidelity Diversified International	**3,670,560**	3,174,578
TCW Total Return Bond Fund	**3,515,501**	3,036,619
Invesco Diversified Dividends Fund	**3,508,220**	2,893,879
Fidelity Freedom 2010	**2,494,649**	2,107,737
Common/collective trust fund:		
Fidelity Managed Income Portfolio	**10,657,904**	10,199,166

4. Fair Value Measurements

ASC 820 defines fair value, expands disclosure requirements about fair value measurements and specifies a hierarchy of valuation techniques. The following are levels of the hierarchy and a brief description of the type of valuation information (inputs) that qualifies a financial asset for each level:

- Level 1 – Unadjusted quoted prices for identical assets or liabilities in active markets where the specific security is traded.

- Level 2 – Inputs other than Level 1 that are based on observable market data. These include: quoted prices for similar assets in active markets, quoted prices for identical assets in inactive markets, inputs that are observable that are not prices (such as interest rates, credit risks, etc.) and inputs that are derived from or corroborated by observable markets. Financial models are often used to develop these prices.

- Level 3 – Developed from unobservable inputs reflecting the Company's own assumptions.

4. Fair Value Measurements (continued)

When quoted prices in active markets for identical assets are available, these quoted market prices are used to determine the fair value of financial assets and these assets are classified as Level 1, primarily common stocks and mutual funds. In other cases where a quoted market price for identical assets in an active market is either not available or not observable, fair value is estimated using valuation methodologies based on available and observable market information or by using a matrix pricing model. These financial assets would be classified as Level 2. If quoted market prices are not available, fair value is determined by using broker quotes or an internal analysis of each investment's financial statements and cash flow projections. In these instances, financial assets will be classified based upon the lowest level of input that is significant to the valuation. Thus, financial assets may be classified in Level 3 even though there may be some significant inputs that may be readily available.

The following is a description of the valuation methodologies used for financial assets measured at fair value, including the general classification of such assets pursuant to the valuation hierarchy.

Mutual funds **–** These are classified as Level 1 because quoted prices are available for these securities in an active market.

Common/collective trust fund **–** This is classified as Level 2 because the net asset value is developed from inputs that are based on observable market data.

The following table sets forth by level, within the fair value hierarchy, the Plan's assets carried at fair value as of December 31, 2012 and 2011.

	Assets at Fair Value as of December 31, 2012			
	Level 1	**Level 2**	**Level 3**	**Total**
Interest-bearing cash	**$ 832,505**	**$ –**	**$ –**	**$ 832,505**
Mutual funds:				
Bonds	**4,160,422**	**–**	**–**	**4,160,422**
Domestic equities	**15,453,307**	**–**	**–**	**15,453,307**
Foreign equities	**4,141,779**	**–**	**–**	**4,141,779**
Freedom funds	**8,243,076**	**–**	**–**	**8,243,076**
Common/collective trust fund – Fidelity MIP	**–**	**10,657,904**	**–**	**10,657,904**
Total	**$ 32,831,089**	**$ 10,657,904**	**$ –**	**$ 43,488,993**

4. Fair Value Measurements (continued)

	Assets at Fair Value as of December 31, 2011			
	Level 1	**Level 2**	**Level 3**	**Total**
Interest-bearing cash	$ 697,182	$ –	$ –	$ 697,182
Mutual funds:				
Bonds	3,353,012	–	–	3,353,012
Domestic equities	12,799,985	–	–	12,799,985
Foreign equities	3,305,619	–	–	3,305,619
Freedom funds	6,737,335	–	–	6,737,335
Common/collective trust fund – Fidelity MIP	–	10,199,166	–	10,199,166
Total	$ 26,893,133	$ 10,199,166	$ –	$ 37,092,299

5. Financial Information Certified by the Trustee

The plan administrator elected the method of compliance as permitted by 29 CFR 2520.103-8 of the Department of Labor's Rules and Regulations for Reporting and Disclosure under ERISA. Accordingly, as permitted under such election, the plan administrator has obtained certifications from Fidelity Management Trust Company, the trustee of the Plan, as of and for the years ended December 31, 2012 and 2011, that all investment information provided by them, except for the fair value of the Fidelity MIP and the adjustment from fair value to contract value for fully-benefit responsive investment contracts as of December 31, 2012 and 2011, is complete and accurate. Information included in the accompanying financial statements as to investments in the trust fund administered by the trustee (except for the fair value of the Fidelity MIP), investment income and all investment information in the financial statements and the supplemental schedule is presented in reliance solely upon their certifications.

6. Party-In-Interest Transactions

Certain plan investments are units in the Fidelity MIP managed by Fidelity Management Trust Company and shares in mutual funds managed by Fidelity Investments. Fidelity Management Trust Company, an affiliate of Fidelity Investments, is the trustee as defined by the Plan. These transactions qualify as party-in-interest transactions for which an exemption exists.

7. Income Tax Status

The underlying volume submitter plan has received an advisory letter from the Internal Revenue Service (IRS) dated March 31, 2008 stating that the form of the plan is qualified under Section 401(a) of the Internal Revenue Code (the Code) and therefore the related trust is tax-exempt. In accordance with Revenue Procedures 2011-6 and 2011-49, the plan administrator has determined that it is eligible to and has chosen to rely on the current IRS volume submitter advisory letter. Once qualified, the Plan is required to operate in conformity with the Code to maintain its qualified status. The plan administrator has indicated that it will take the necessary steps, if any, to maintain the Plan's tax-qualified status.

GAAP requires plan management to evaluate uncertain tax positions taken by the Plan. The financial statement effects of a tax position are recognized when the position is more likely than not, based on the technical merits, to be sustained upon examination by the IRS. Plan management has analyzed the tax positions taken by the Plan, and has concluded that as of December 31, 2012, there are no uncertain positions taken or expected to be taken. The Plan has recognized no interest or penalties related to uncertain tax positions. The Plan is subject to routine audits by taxing jurisdictions; however, there are currently no audits for any tax periods in progress. Plan management believes it is no longer subject to income tax examinations for years prior to 2009.

8. Plan Termination

Although it has not expressed any intent to do so, the Company has the right under the Plan to discontinue its contributions at any time and to terminate the Plan subject to the provisions of ERISA. In the event of plan termination, participants would be 100% vested in their accounts and all assets would be distributed based upon the participant's account balance.

9. Reconciliation of Financial Statements to the Form 5500

The following is a reconciliation of net assets available for benefits per the Form 5500 to the financial statements at December 31, 2012 and 2011:

	2012	2011
Net assets available for benefits per the Form 5500	**$ 45,498,683**	$ 39,123,632
Contributions receivable	**249,836**	211,195
Adjustment from fair value to contract value for fully benefit-responsive investment contracts	**(305,001)**	(251,550)
Net assets available for benefits per the financial statements	**$ 45,443,518**	$ 39,083,277

The following is a reconciliation of total contributions per the Form 5500 to the financial statements for the years ended December 31, 2012 and 2011:

	2012	2011
Total contributions per the Form 5500	**$ 4,563,294**	$ 3,693,159
Contributions receivable at end of year	**249,836**	211,195
Less prior year contributions receivable	**(211,195)**	(204,450)
Total contributions per the financial statements	**$ 4,601,935**	$ 3,699,904

Supplemental Schedule

Pebble Beach Company 401(k) Plan

EIN #77-0303209 Plan #003

Schedule H, Line 4i – Schedule of Assets
(Held at End of Year)

December 31, 2012

(a)	(b) Identity of Issue, Borrower, Lessor, or Similar Party	(c) Description of Investment Including Maturity Date, Rate of Interest, Collateral, Par, or Maturity Date	(d) Shares	(e) Current Value
		Interest-bearing cash:		
*	Fidelity Investments	Retirement Money Market	832,505	$ 832,505
		Common/collective trust funds:		
*	Fidelity Investments	Managed Income Portfolio	10,352,903	10,657,904
		Mutual funds:		
*	Fidelity Investments	Blue Chip Growth	35,725	1,752,312
*	Fidelity Investments	Capital Appreciation	9,776	287,224
	Cohen & Steers	Cohen & Steers Realty	5,323	343,701
	Oppenheimer	Developed Markets A	13,353	471,219
	Invesco	Diversified Dividends	260,640	3,508,220
*	Fidelity Investments	Diversified International	122,597	3,670,560
*	Fidelity Investments	Dividend Growth	48,411	1,447,489
*	Fidelity Investments	Freedom Income	16,831	197,095
*	Fidelity Investments	Freedom 2000	1,905	23,563
*	Fidelity Investments	Freedom 2005	134	1,504
*	Fidelity Investments	Freedom 2010	176,675	2,494,649
*	Fidelity Investments	Freedom 2015	29,825	352,238
*	Fidelity Investments	Freedom 2020	85,981	1,230,392
*	Fidelity Investments	Freedom 2025	86,525	1,033,980
*	Fidelity Investments	Freedom 2030	104,917	1,492,974
*	Fidelity Investments	Freedom 2035	33,237	393,189
*	Fidelity Investments	Freedom 2040	48,559	401,094
*	Fidelity Investments	Freedom 2045	21,472	209,995
*	Fidelity Investments	Freedom 2050	40,160	387,138
*	Fidelity Investments	Freedom 2055	2,557	25,265
	Templeton	Global Bond A	48,200	644,921

Pebble Beach Company 401(k) Plan

EIN #77-0303209 Plan #003

Schedule H, Line 4i – Schedule of Assets
(Held at End of Year) (continued)

December 31, 2012

(a)	(b) Identity of Issue, Borrower, Lessor, or Similar Party	(c) Description of Investment Including Maturity Date, Rate of Interest, Collateral, Par, or Maturity Date	(d) Shares	(e) Current Value
		Mutual funds (continued):		
*	Fidelity Investments	Low priced Stock	39,343	$ 1,554,060
	MSIF	Mid Cap Growth	18,166	606,760
	Ridgeworth	Mid Cap Value	87,223	1,024,875
	TCW	Small Cap Growth	1,787	47,880
*	Fidelity Investments	Small Cap Stock	31,843	576,035
	Wells Fargo	Small Cap Value	9,217	297,604
*	Fidelity Investments	Spartan 500 Index Adv	79,365	4,007,147
	TCW	Total Return Bond	341,642	3,515,501
		Total mutual funds		31,998,584
*	Participants	**Participant loans:** 318 loans outstanding with interest rates ranging from 6.00% to 9.75% with maturity dates ranging from 2013 to 2020		2,009,690
				$ 45,498,683

*Denotes party-in-interest to the Plan.

Ernst & Young LLP

Assurance | Tax | Transactions | Advisory

About Ernst & Young

Ernst & Young is a global leader in assurance, tax, transaction and advisory services. Worldwide, our 167,000 people are united by our shared values and an unwavering commitment to quality. We make a difference by helping our people, our clients and our wider communities achieve their potential.

For more information, please visit www.ey.com.

Ernst & Young refers to the global organization of member firms of Ernst & Young Global Limited, each of which is a separate legal entity. Ernst & Young Global Limited, a UK company limited by guarantee, does not provide services to clients. This Report has been prepared by Ernst & Young LLP, a client serving member firm located in the United States.

