Form 5500

Department of the Treasury
Internal Revenue Service

Department of Labor
Employee Benefits Security Administration

Pension Benefit Guaranty Corporation

Annual Return/Report of Employee Benefit Plan

This form is required to be filed for employee benefit plans under sections 104 and 4065 of the Employee Retirement Income Security Act of 1974 (ERISA) and sections 6047(e), 6057(b), and 6058(a) of the Internal Revenue Code (the Code).

▶ **Complete all entries in accordance with the instructions to the Form 5500.**

OMB Nos. 1210-0110
1210-0089

2013

This Form is Open to Public Inspection

Part I Annual Report Identification Information

For calendar plan year 2013 or fiscal plan year beginning 01/01/2013 and ending 12/31/2013

A This return/report is for:
- [ ] a multiemployer plan;
- [ ] a multiple-employer plan; or
- [X] a single-employer plan;
- [ ] a DFE (specify) ____

B This return/report is:
- [ ] the first return/report;
- [ ] the final return/report;
- [ ] an amended return/report;
- [ ] a short plan year return/report (less than 12 months).

C If the plan is a collectively-bargained plan, check here. . . . . ▶ [ ]

D Check box if filing under:
- [X] Form 5558;
- [ ] automatic extension;
- [ ] the DFVC program;
- [ ] special extension (enter description)

Part II Basic Plan Information—enter all requested information

1a Name of plan
APPLIED ENGINEERING MANAGEMENT CORPORATION 401(K) PROFIT SHARING PLAN

1b Three-digit plan number (PN) ▶ 001

1c Effective date of plan 01/01/1993

2a Plan sponsor's name and address; include room or suite number (employer, if for a single-employer plan)

APPLIED ENGINEERING MANAGEMENT CORPORATION

P.O. BOX 1263
CAMARILLO, CA 93011-1263

2b Employer Identification Number (EIN)
77-0113181

2c Sponsor's telephone number
805-484-1909

2d Business code (see instructions)
541511

Caution: A penalty for the late or incomplete filing of this return/report will be assessed unless reasonable cause is established.

Under penalties of perjury and other penalties set forth in the instructions, I declare that I have examined this return/report, including accompanying schedules, statements and attachments, as well as the electronic version of this return/report, and to the best of my knowledge and belief, it is true, correct, and complete.

SIGN HERE	Filed with authorized/valid electronic signature.	10/14/2014	SHARON DEMONSABERT
	Signature of plan administrator	Date	Enter name of individual signing as plan administrator
SIGN HERE	Filed with authorized/valid electronic signature.	10/14/2014	SHARON DEMONSABERT
	Signature of employer/plan sponsor	Date	Enter name of individual signing as employer or plan sponsor
SIGN HERE			
	Signature of DFE	Date	Enter name of individual signing as DFE

Preparer's name (including firm name, if applicable) and address; include room or suite number. (optional)

Preparer's telephone number (optional)

3a Plan administrator's name and address [X] Same as Plan Sponsor Name [ ] Same as Plan Sponsor Address	**3b** Administrator's EIN	
	3c Administrator's telephone number	
4 If the name and/or EIN of the plan sponsor has changed since the last return/report filed for this plan, enter the name, EIN and the plan number from the last return/report:	**4b** EIN	
a Sponsor's name	**4c** PN	

5	Total number of participants at the beginning of the plan year	**5**	193
6	Number of participants as of the end of the plan year (welfare plans complete only lines **6a, 6b, 6c,** and **6d**).		
a	Active participants	**6a**	152
b	Retired or separated participants receiving benefits	**6b**	1
c	Other retired or separated participants entitled to future benefits	**6c**	64
d	Subtotal. Add lines **6a**, **6b**, and **6c**	**6d**	217
e	Deceased participants whose beneficiaries are receiving or are entitled to receive benefits.	**6e**	0
f	Total. Add lines **6d** and **6e**.	**6f**	217
g	Number of participants with account balances as of the end of the plan year (only defined contribution plans complete this item)	**6g**	210
h	Number of participants that terminated employment during the plan year with accrued benefits that were less than 100% vested	**6h**	9
7	Enter the total number of employers obligated to contribute to the plan (only multiemployer plans complete this item)	**7**	

8a If the plan provides pension benefits, enter the applicable pension feature codes from the List of Plan Characteristics Codes in the instructions:
2E 2F 2G 2J 2T 3D

b If the plan provides welfare benefits, enter the applicable welfare feature codes from the List of Plan Characteristics Codes in the instructions:

9a Plan funding arrangement (check all that apply)		**9b** Plan benefit arrangement (check all that apply)	
(1)	[ ] Insurance	**(1)**	[ ] Insurance
(2)	[ ] Code section 412(e)(3) insurance contracts	**(2)**	[ ] Code section 412(e)(3) insurance contracts
(3)	[X] Trust	**(3)**	[X] Trust
(4)	[ ] General assets of the sponsor	**(4)**	[ ] General assets of the sponsor

10 Check all applicable boxes in 10a and 10b to indicate which schedules are attached, and, where indicated, enter the number attached. (See instructions)

a Pension Schedules

(1) [X] **R** (Retirement Plan Information)

(2) [ ] **MB** (Multiemployer Defined Benefit Plan and Certain Money Purchase Plan Actuarial Information) - signed by the plan actuary

(3) [ ] **SB** (Single-Employer Defined Benefit Plan Actuarial Information) - signed by the plan actuary

b General Schedules

(1) [X] **H** (Financial Information)

(2) [ ] **I** (Financial Information – Small Plan)

(3) [ ] **A** (Insurance Information)

(4) [X] **C** (Service Provider Information)

(5) [X] **D** (DFE/Participating Plan Information)

(6) [ ] **G** (Financial Transaction Schedules)

SCHEDULE C (Form 5500)	Service Provider Information	OMB No. 1210-0110
Department of the Treasury Internal Revenue Service Department of Labor Employee Benefits Security Administration Pension Benefit Guaranty Corporation	This schedule is required to be filed under section 104 of the Employee Retirement Income Security Act of 1974 (ERISA). ▶ **File as an attachment to Form 5500.**	**2013** **This Form is Open to Public Inspection.**

For calendar plan year 2013 or fiscal plan year beginning 01/01/2013 and ending 12/31/2013

A Name of plan	**B** Three-digit plan number (PN) ▶	
APPLIED ENGINEERING MANAGEMENT CORPORATION 401(K) PROFIT SHARING PLAN		001
C Plan sponsor's name as shown on line 2a of Form 5500	**D** Employer Identification Number (EIN)	
APPLIED ENGINEERING MANAGEMENT CORPORATION	77-0113181	

Part I Service Provider Information (see instructions)

You must complete this Part, in accordance with the instructions, to report the information required for **each person** who received, directly or indirectly, $5,000 or more in total compensation (i.e., money or anything else of monetary value) in connection with services rendered to the plan or the person's position with the plan during the plan year. If a person received **only** eligible indirect compensation for which the plan received the required disclosures, you are required to answer line 1 but are not required to include that person when completing the remainder of this Part.

1 Information on Persons Receiving Only Eligible Indirect Compensation

a Check "Yes" or "No" to indicate whether you are excluding a person from the remainder of this Part because they received only eligible indirect compensation for which the plan received the required disclosures (see instructions for definitions and conditions).. . . . . ☐ Yes ☒ No

b If you answered line 1a "Yes," enter the name and EIN or address of each person providing the required disclosures for the service providers who received only eligible indirect compensation. Complete as many entries as needed (see instructions).

(b) Enter name and EIN or address of person who provided you disclosures on eligible indirect compensation

(b) Enter name and EIN or address of person who provided you disclosure on eligible indirect compensation

(b) Enter name and EIN or address of person who provided you disclosures on eligible indirect compensation

(b) Enter name and EIN or address of person who provided you disclosures on eligible indirect compensation

(b) Enter name and EIN or address of person who provided you disclosures on eligible indirect compensation

(b) Enter name and EIN or address of person who provided you disclosures on eligible indirect compensation

(b) Enter name and EIN or address of person who provided you disclosures on eligible indirect compensation

(b) Enter name and EIN or address of person who provided you disclosures on eligible indirect compensation

(b) Enter name and EIN or address of person who provided you disclosures on eligible indirect compensation

(b) Enter name and EIN or address of person who provided you disclosures on eligible indirect compensation

(b) Enter name and EIN or address of person who provided you disclosures on eligible indirect compensation

(b) Enter name and EIN or address of person who provided you disclosures on eligible indirect compensation

2. Information on Other Service Providers Receiving Direct or Indirect Compensation. Except for those persons for whom you answered "Yes" to line 1a above, complete as many entries as needed to list each person receiving, directly or indirectly, $5,000 or more in total compensation (i.e., money or anything else of value) in connection with services rendered to the plan or their position with the plan during the plan year. (See instructions).

(a) Enter name and EIN or address (see instructions)

THE VANGUARD GROUP, INC.

23-1945930

(b) Service Code(s)	(c) Relationship to employer, employee organization, or person known to be a party-in-interest	(d) Enter direct compensation paid by the plan. If none, enter -0-.	(e) Did service provider receive indirect compensation? (sources other than plan or plan sponsor)	(f) Did indirect compensation include eligible indirect compensation, for which the plan received the required disclosures?	(g) Enter total indirect compensation received by service provider excluding eligible indirect compensation for which you answered "Yes" to element (f). If none, enter -0-.	(h) Did the service provider give you a formula instead of an amount or estimated amount?
15 25 37 52	NONE	825	Yes [X] No [ ]	Yes [X] No [ ]	0	Yes [ ] No [ ]

(a) Enter name and EIN or address (see instructions)

(b) Service Code(s)	(c) Relationship to employer, employee organization, or person known to be a party-in-interest	(d) Enter direct compensation paid by the plan. If none, enter -0-.	(e) Did service provider receive indirect compensation? (sources other than plan or plan sponsor)	(f) Did indirect compensation include eligible indirect compensation, for which the plan received the required disclosures?	(g) Enter total indirect compensation received by service provider excluding eligible indirect compensation for which you answered "Yes" to element (f). If none, enter -0-.	(h) Did the service provider give you a formula instead of an amount or estimated amount?
			Yes [ ] No [ ]	Yes [ ] No [ ]		Yes [ ] No [ ]

(a) Enter name and EIN or address (see instructions)

(b) Service Code(s)	(c) Relationship to employer, employee organization, or person known to be a party-in-interest	(d) Enter direct compensation paid by the plan. If none, enter -0-.	(e) Did service provider receive indirect compensation? (sources other than plan or plan sponsor)	(f) Did indirect compensation include eligible indirect compensation, for which the plan received the required disclosures?	(g) Enter total indirect compensation received by service provider excluding eligible indirect compensation for which you answered "Yes" to element (f). If none, enter -0-.	(h) Did the service provider give you a formula instead of an amount or estimated amount?
			Yes [ ] No [ ]	Yes [ ] No [ ]		Yes [ ] No [ ]

2. Information on Other Service Providers Receiving Direct or Indirect Compensation. Except for those persons for whom you answered "Yes" to line 1a above, complete as many entries as needed to list each person receiving, directly or indirectly, $5,000 or more in total compensation (i.e., money or anything else of value) in connection with services rendered to the plan or their position with the plan during the plan year. (See instructions).

(a) Enter name and EIN or address (see instructions)

(b) Service Code(s)	(c) Relationship to employer, employee organization, or person known to be a party-in-interest	(d) Enter direct compensation paid by the plan. If none, enter -0-.	(e) Did service provider receive indirect compensation? (sources other than plan or plan sponsor)	(f) Did indirect compensation include eligible indirect compensation, for which the plan received the required disclosures?	(g) Enter total indirect compensation received by service provider excluding eligible indirect compensation for which you answered "Yes" to element (f). If none, enter -0-.	(h) Did the service provider give you a formula instead of an amount or estimated amount?
			Yes ☐ No ☐	Yes ☐ No ☐		Yes ☐ No ☐

(a) Enter name and EIN or address (see instructions)

(b) Service Code(s)	(c) Relationship to employer, employee organization, or person known to be a party-in-interest	(d) Enter direct compensation paid by the plan. If none, enter -0-.	(e) Did service provider receive indirect compensation? (sources other than plan or plan sponsor)	(f) Did indirect compensation include eligible indirect compensation, for which the plan received the required disclosures?	(g) Enter total indirect compensation received by service provider excluding eligible indirect compensation for which you answered "Yes" to element (f). If none, enter -0-.	(h) Did the service provider give you a formula instead of an amount or estimated amount?
			Yes ☐ No ☐	Yes ☐ No ☐		Yes ☐ No ☐

(a) Enter name and EIN or address (see instructions)

(b) Service Code(s)	(c) Relationship to employer, employee organization, or person known to be a party-in-interest	(d) Enter direct compensation paid by the plan. If none, enter -0-.	(e) Did service provider receive indirect compensation? (sources other than plan or plan sponsor)	(f) Did indirect compensation include eligible indirect compensation, for which the plan received the required disclosures?	(g) Enter total indirect compensation received by service provider excluding eligible indirect compensation for which you answered "Yes" to element (f). If none, enter -0-.	(h) Did the service provider give you a formula instead of an amount or estimated amount?
			Yes ☐ No ☐	Yes ☐ No ☐		Yes ☐ No ☐

Part I Service Provider Information (continued)

3 If you reported on line 2 receipt of indirect compensation, other than eligible indirect compensation, by a service provider, and the service provider is a fiduciary or provides contract administrator, consulting, custodial, investment advisory, investment management, broker, or recordkeeping services, answer the following questions for (a) each source from whom the service provider received $1,000 or more in indirect compensation and (b) each source for whom the service provider gave you a formula used to determine the indirect compensation instead of an amount or estimated amount of the indirect compensation. Complete as many entries as needed to report the required information for each source.

(a) Enter service provider name as it appears on line 2	**(b)** Service Codes (see instructions)	**(c)** Enter amount of indirect compensation
(d) Enter name and EIN (address) of source of indirect compensation	**(e)** Describe the indirect compensation, including any formula used to determine the service provider's eligibility for or the amount of the indirect compensation.	

(a) Enter service provider name as it appears on line 2	**(b)** Service Codes (see instructions)	**(c)** Enter amount of indirect compensation
(d) Enter name and EIN (address) of source of indirect compensation	**(e)** Describe the indirect compensation, including any formula used to determine the service provider's eligibility for or the amount of the indirect compensation.	

(a) Enter service provider name as it appears on line 2	**(b)** Service Codes (see instructions)	**(c)** Enter amount of indirect compensation
(d) Enter name and EIN (address) of source of indirect compensation	**(e)** Describe the indirect compensation, including any formula used to determine the service provider's eligibility for or the amount of the indirect compensation.	

Part II Service Providers Who Fail or Refuse to Provide Information

4 Provide, to the extent possible, the following information for each service provider who failed or refused to provide the information necessary to complete this Schedule.

(a) Enter name and EIN or address of service provider (see instructions)	(b) Nature of Service Code(s)	(c) Describe the information that the service provider failed or refused to provide

(a) Enter name and EIN or address of service provider (see instructions)	(b) Nature of Service Code(s)	(c) Describe the information that the service provider failed or refused to provide

(a) Enter name and EIN or address of service provider (see instructions)	(b) Nature of Service Code(s)	(c) Describe the information that the service provider failed or refused to provide

(a) Enter name and EIN or address of service provider (see instructions)	(b) Nature of Service Code(s)	(c) Describe the information that the service provider failed or refused to provide

(a) Enter name and EIN or address of service provider (see instructions)	(b) Nature of Service Code(s)	(c) Describe the information that the service provider failed or refused to provide

(a) Enter name and EIN or address of service provider (see instructions)	(b) Nature of Service Code(s)	(c) Describe the information that the service provider failed or refused to provide

Part III Termination Information on Accountants and Enrolled Actuaries (see instructions)

(complete as many entries as needed)

a	Name:	**b** EIN:
c	Position:	
d	Address:	**e** Telephone:

Explanation:

a	Name:	**b** EIN:
c	Position:	
d	Address:	**e** Telephone:

Explanation:

a	Name:	**b** EIN:
c	Position:	
d	Address:	**e** Telephone:

Explanation:

a	Name:	**b** EIN:
c	Position:	
d	Address:	**e** Telephone:

Explanation:

a	Name:	**b** EIN:
c	Position:	
d	Address:	**e** Telephone:

Explanation:

SCHEDULE D (Form 5500)

Department of the Treasury
Internal Revenue Service

Department of Labor
Employee Benefits Security Administration

DFE/Participating Plan Information

This schedule is required to be filed under section 104 of the Employee Retirement Income Security Act of 1974 (ERISA).

▶ **File as an attachment to Form 5500.**

OMB No. 1210-0110

2013

This Form is Open to Public Inspection.

For calendar plan year 2013 or fiscal plan year beginning 01/01/2013 and ending 12/31/2013

A Name of plan
APPLIED ENGINEERING MANAGEMENT CORPORATION 401(K) PROFIT SHARING PLAN

B Three-digit plan number (PN) ▶ 001

C Plan or DFE sponsor's name as shown on line 2a of Form 5500
APPLIED ENGINEERING MANAGEMENT CORPORATION

D Employer Identification Number (EIN)
77-0113181

Part I Information on interests in MTIAs, CCTs, PSAs, and 103-12 IEs (to be completed by plans and DFEs)

(Complete as many entries as needed to report all interests in DFEs)

a Name of MTIA, CCT, PSA, or 103-12 IE: VANGUARD RETIREMENT SAVINGS TRUST

b Name of sponsor of entity listed in (a): VANGUARD FIDUCIARY TRUST COMPANY

c EIN-PN	**d** Entity code	**e** Dollar value of interest in MTIA, CCT, PSA, or 103-12 IE at end of year (see instructions)
23-2186884-022	C	2557100

a Name of MTIA, CCT, PSA, or 103-12 IE:

b Name of sponsor of entity listed in (a):

c EIN-PN	**d** Entity code	**e** Dollar value of interest in MTIA, CCT, PSA, or 103-12 IE at end of year (see instructions)

a Name of MTIA, CCT, PSA, or 103-12 IE:

b Name of sponsor of entity listed in (a):

c EIN-PN	**d** Entity code	**e** Dollar value of interest in MTIA, CCT, PSA, or 103-12 IE at end of year (see instructions)

a Name of MTIA, CCT, PSA, or 103-12 IE:

b Name of sponsor of entity listed in (a):

c EIN-PN	**d** Entity code	**e** Dollar value of interest in MTIA, CCT, PSA, or 103-12 IE at end of year (see instructions)

a Name of MTIA, CCT, PSA, or 103-12 IE:

b Name of sponsor of entity listed in (a):

c EIN-PN	**d** Entity code	**e** Dollar value of interest in MTIA, CCT, PSA, or 103-12 IE at end of year (see instructions)

a Name of MTIA, CCT, PSA, or 103-12 IE:

b Name of sponsor of entity listed in (a):

c EIN-PN	**d** Entity code	**e** Dollar value of interest in MTIA, CCT, PSA, or 103-12 IE at end of year (see instructions)

a Name of MTIA, CCT, PSA, or 103-12 IE:

b Name of sponsor of entity listed in (a):

c EIN-PN	**d** Entity code	**e** Dollar value of interest in MTIA, CCT, PSA, or 103-12 IE at end of year (see instructions)

a Name of MTIA, CCT, PSA, or 103-12 IE:

b Name of sponsor of entity listed in (a):

c EIN-PN	**d** Entity code	**e** Dollar value of interest in MTIA, CCT, PSA, or 103-12 IE at end of year (see instructions)

a Name of MTIA, CCT, PSA, or 103-12 IE:

b Name of sponsor of entity listed in (a):

c EIN-PN	**d** Entity code	**e** Dollar value of interest in MTIA, CCT, PSA, or 103-12 IE at end of year (see instructions)

a Name of MTIA, CCT, PSA, or 103-12 IE:

b Name of sponsor of entity listed in (a):

c EIN-PN	**d** Entity code	**e** Dollar value of interest in MTIA, CCT, PSA, or 103-12 IE at end of year (see instructions)

a Name of MTIA, CCT, PSA, or 103-12 IE:

b Name of sponsor of entity listed in (a):

c EIN-PN	**d** Entity code	**e** Dollar value of interest in MTIA, CCT, PSA, or 103-12 IE at end of year (see instructions)

a Name of MTIA, CCT, PSA, or 103-12 IE:

b Name of sponsor of entity listed in (a):

c EIN-PN	**d** Entity code	**e** Dollar value of interest in MTIA, CCT, PSA, or 103-12 IE at end of year (see instructions)

a Name of MTIA, CCT, PSA, or 103-12 IE:

b Name of sponsor of entity listed in (a):

c EIN-PN	**d** Entity code	**e** Dollar value of interest in MTIA, CCT, PSA, or 103-12 IE at end of year (see instructions)

a Name of MTIA, CCT, PSA, or 103-12 IE:

b Name of sponsor of entity listed in (a):

c EIN-PN	**d** Entity code	**e** Dollar value of interest in MTIA, CCT, PSA, or 103-12 IE at end of year (see instructions)

a Name of MTIA, CCT, PSA, or 103-12 IE:

b Name of sponsor of entity listed in (a):

c EIN-PN	**d** Entity code	**e** Dollar value of interest in MTIA, CCT, PSA, or 103-12 IE at end of year (see instructions)

a Name of MTIA, CCT, PSA, or 103-12 IE:

b Name of sponsor of entity listed in (a):

c EIN-PN	**d** Entity code	**e** Dollar value of interest in MTIA, CCT, PSA, or 103-12 IE at end of year (see instructions)

a Name of MTIA, CCT, PSA, or 103-12 IE:

b Name of sponsor of entity listed in (a):

c EIN-PN	**d** Entity code	**e** Dollar value of interest in MTIA, CCT, PSA, or 103-12 IE at end of year (see instructions)

Part II Information on Participating Plans (to be completed by DFEs)

(Complete as many entries as needed to report all participating plans)

a Plan name	
b Name of plan sponsor	**c** EIN-PN
a Plan name	
b Name of plan sponsor	**c** EIN-PN
a Plan name	
b Name of plan sponsor	**c** EIN-PN
a Plan name	
b Name of plan sponsor	**c** EIN-PN
a Plan name	
b Name of plan sponsor	**c** EIN-PN
a Plan name	
b Name of plan sponsor	**c** EIN-PN
a Plan name	
b Name of plan sponsor	**c** EIN-PN
a Plan name	
b Name of plan sponsor	**c** EIN-PN
a Plan name	
b Name of plan sponsor	**c** EIN-PN
a Plan name	
b Name of plan sponsor	**c** EIN-PN
a Plan name	
b Name of plan sponsor	**c** EIN-PN
a Plan name	
b Name of plan sponsor	**c** EIN-PN

SCHEDULE H (Form 5500)

Department of the Treasury
Internal Revenue Service

Department of Labor
Employee Benefits Security Administration

Pension Benefit Guaranty Corporation

Financial Information

This schedule is required to be filed under section 104 of the Employee Retirement Income Security Act of 1974 (ERISA), and section 6058(a) of the Internal Revenue Code (the Code).

▶ **File as an attachment to Form 5500.**

OMB No. 1210-0110

2013

This Form is Open to Public Inspection

For calendar plan year 2013 or fiscal plan year beginning 01/01/2013 and ending 12/31/2013

A Name of plan
APPLIED ENGINEERING MANAGEMENT CORPORATION 401(K) PROFIT SHARING PLAN

B Three-digit plan number (PN) ▶ 001

C Plan sponsor's name as shown on line 2a of Form 5500
APPLIED ENGINEERING MANAGEMENT CORPORATION

D Employer Identification Number (EIN)
77-0113181

Part I Asset and Liability Statement

1 Current value of plan assets and liabilities at the beginning and end of the plan year. Combine the value of plan assets held in more than one trust. Report the value of the plan's interest in a commingled fund containing the assets of more than one plan on a line-by-line basis unless the value is reportable on lines 1c(9) through 1c(14). Do not enter the value of that portion of an insurance contract which guarantees, during this plan year, to pay a specific dollar benefit at a future date. **Round off amounts to the nearest dollar.** MTIAs, CCTs, PSAs, and 103-12 IEs do not complete lines 1b(1), 1b(2), 1c(8), 1g, 1h, and 1i. CCTs, PSAs, and 103-12 IEs also do not complete lines 1d and 1e. See instructions.

Assets		(a) Beginning of Year	(b) End of Year
a Total noninterest-bearing cash	1a		
b Receivables (less allowance for doubtful accounts):			
(1) Employer contributions	1b(1)	1169760	1259125
(2) Participant contributions	1b(2)		
(3) Other	1b(3)		
c General investments:			
(1) Interest-bearing cash (include money market accounts & certificates of deposit)	1c(1)		
(2) U.S. Government securities	1c(2)		
(3) Corporate debt instruments (other than employer securities):			
(A) Preferred	1c(3)(A)		
(B) All other	1c(3)(B)		
(4) Corporate stocks (other than employer securities):			
(A) Preferred	1c(4)(A)		
(B) Common	1c(4)(B)		
(5) Partnership/joint venture interests	1c(5)		
(6) Real estate (other than employer real property)	1c(6)		
(7) Loans (other than to participants)	1c(7)		
(8) Participant loans	1c(8)	121728	258672
(9) Value of interest in common/collective trusts	1c(9)	2924780	2628361
(10) Value of interest in pooled separate accounts	1c(10)		
(11) Value of interest in master trust investment accounts	1c(11)		
(12) Value of interest in 103-12 investment entities	1c(12)		
(13) Value of interest in registered investment companies (e.g., mutual funds)	1c(13)	21110334	27632777
(14) Value of funds held in insurance company general account (unallocated contracts)	1c(14)		
(15) Other	1c(15)		

		(a) Beginning of Year	(b) End of Year
1d Employer-related investments:			
(1) Employer securities	1d(1)		
(2) Employer real property	1d(2)		
e Buildings and other property used in plan operation	1e		
f Total assets (add all amounts in lines 1a through 1e)	1f	25326602	31778935
Liabilities			
g Benefit claims payable	1g		
h Operating payables	1h		
i Acquisition indebtedness	1i		
j Other liabilities	1j		
k Total liabilities (add all amounts in lines 1g through1j)	1k	0	0
Net Assets			
l Net assets (subtract line 1k from line 1f)	1l	25326602	31778935

Part II Income and Expense Statement

2 Plan income, expenses, and changes in net assets for the year. Include all income and expenses of the plan, including any trust(s) or separately maintained fund(s) and any payments/receipts to/from insurance carriers. Round off amounts to the nearest dollar. MTIAs, CCTs, PSAs, and 103-12 IEs do not complete lines 2a, 2b(1)(E), 2e, 2f, and 2g.

Income		(a) Amount	(b) Total
a Contributions:			
(1) Received or receivable in cash from: **(A)** Employers	2a(1)(A)	1259125	
(B) Participants	2a(1)(B)	1119058	
(C) Others (including rollovers)	2a(1)(C)	501364	
(2) Noncash contributions	2a(2)		
(3) Total contributions. Add lines **2a(1)(A), (B), (C),** and line **2a(2)**	2a(3)		2879547
b Earnings on investments:			
(1) Interest:			
(A) Interest-bearing cash (including money market accounts and certificates of deposit)	2b(1)(A)		
(B) U.S. Government securities	2b(1)(B)		
(C) Corporate debt instruments	2b(1)(C)		
(D) Loans (other than to participants)	2b(1)(D)		
(E) Participant loans	2b(1)(E)	8557	
(F) Other	2b(1)(F)		
(G) Total interest. Add lines **2b(1)(A)** through **(F)**	2b(1)(G)		8557
(2) Dividends: **(A)** Preferred stock	2b(2)(A)		
(B) Common stock	2b(2)(B)		
(C) Registered investment company shares (e.g. mutual funds)	2b(2)(C)	560265	
(D) Total dividends. Add lines **2b(2)(A)**, **(B)**, and **(C)**	2b(2)(D)		560265
(3) Rents	2b(3)		
(4) Net gain (loss) on sale of assets: **(A)** Aggregate proceeds	2b(4)(A)		
(B) Aggregate carrying amount (see instructions)	2b(4)(B)		
(C) Subtract line **2b(4)(B)** from line **2b(4)(A)** and enter result	2b(4)(C)		0
(5) Unrealized appreciation (depreciation) of assets: **(A)** Real estate	2b(5)(A)		
(B) Other	2b(5)(B)		
(C) Total unrealized appreciation of assets. Add lines **2b(5)(A)** and **(B)**	2b(5)(C)		0

		(a) Amount	(b) Total
(6) Net investment gain (loss) from common/collective trusts	2b(6)		48631
(7) Net investment gain (loss) from pooled separate accounts	2b(7)		
(8) Net investment gain (loss) from master trust investment accounts	2b(8)		
(9) Net investment gain (loss) from 103-12 investment entities	2b(9)		
(10) Net investment gain (loss) from registered investment companies (e.g., mutual funds)	2b(10)		4276899
c Other income	2c		
d Total income. Add all **income** amounts in column (b) and enter total	2d		7773899
Expenses			
e Benefit payment and payments to provide benefits:			
(1) Directly to participants or beneficiaries, including direct rollovers	2e(1)	1317763	
(2) To insurance carriers for the provision of benefits	2e(2)		
(3) Other	2e(3)		
(4) Total benefit payments. Add lines **2e(1)** through **(3)**	2e(4)		1317763
f Corrective distributions (see instructions)	2f		2985
g Certain deemed distributions of participant loans (see instructions)	2g		668
h Interest expense	2h		
i Administrative expenses: (1) Professional fees	2i(1)		
(2) Contract administrator fees	2i(2)		
(3) Investment advisory and management fees	2i(3)		
(4) Other	2i(4)	150	
(5) Total administrative expenses. Add lines **2i(1)** through **(4)**	2i(5)		150
j Total expenses. Add all **expense** amounts in column (b) and enter total	2j		1321566
Net Income and Reconciliation			
k Net income (loss). Subtract line **2j** from line **2d**	2k		6452333
l Transfers of assets:			
(1) To this plan	2l(1)		
(2) From this plan	2l(2)		

Part III Accountant's Opinion

3 Complete lines 3a through 3c if the opinion of an independent qualified public accountant is attached to this Form 5500. Complete line 3d if an opinion is not attached.

a The attached opinion of an independent qualified public accountant for this plan is (see instructions):

(1) [ ] Unqualified (2) [ ] Qualified (3) [X] Disclaimer (4) [ ] Adverse

b Did the accountant perform a limited scope audit pursuant to 29 CFR 2520.103-8 and/or 103-12(d)? [X] Yes [ ] No

c Enter the name and EIN of the accountant (or accounting firm) below:

(1) Name: FARBER HASS HURLEY LLP (2) EIN: 20-4207759

d The opinion of an independent qualified public accountant is **not attached** because:

(1) [ ] This form is filed for a CCT, PSA, or MTIA. (2) [ ] It will be attached to the next Form 5500 pursuant to 29 CFR 2520.104-50.

Part IV Compliance Questions

4 CCTs and PSAs do not complete Part IV. MTIAs, 103-12 IEs, and GIAs do not complete lines 4a, 4e, 4f, 4g, 4h, 4k, 4m, 4n, or 5. 103-12 IEs also do not complete lines 4j and 4l. MTIAs also do not complete line 4l.

During the plan year:

		Yes	No	Amount
a Was there a failure to transmit to the plan any participant contributions within the time period described in 29 CFR 2510.3-102? Continue to answer "Yes" for any prior year failures until fully corrected. (See instructions and DOL's Voluntary Fiduciary Correction Program.)	4a		X	
b Were any loans by the plan or fixed income obligations due the plan in default as of the close of the plan year or classified during the year as uncollectible? Disregard participant loans secured by participant's account balance. (Attach Schedule G (Form 5500) Part I if "Yes" is checked.)	4b		X	

			Yes	No	Amount
c	Were any leases to which the plan was a party in default or classified during the year as uncollectible? (Attach Schedule G (Form 5500) Part II if "Yes" is checked.)	4c		X	
d	Were there any nonexempt transactions with any party-in-interest? (Do not include transactions reported on line 4a. Attach Schedule G (Form 5500) Part III if "Yes" is checked.)	4d		X	
e	Was this plan covered by a fidelity bond?	4e	X		500000
f	Did the plan have a loss, whether or not reimbursed by the plan's fidelity bond, that was caused by fraud or dishonesty?	4f		X	
g	Did the plan hold any assets whose current value was neither readily determinable on an established market nor set by an independent third party appraiser?	4g		X	
h	Did the plan receive any noncash contributions whose value was neither readily determinable on an established market nor set by an independent third party appraiser?	4h		X	
i	Did the plan have assets held for investment? (Attach schedule(s) of assets if "Yes" is checked, and see instructions for format requirements.)	4i	X		
j	Were any plan transactions or series of transactions in excess of 5% of the current value of plan assets? (Attach schedule of transactions if "Yes" is checked, and see instructions for format requirements.)	4j		X	
k	Were all the plan assets either distributed to participants or beneficiaries, transferred to another plan, or brought under the control of the PBGC?	4k		X	
l	Has the plan failed to provide any benefit when due under the plan?	4l		X	
m	If this is an individual account plan, was there a blackout period? (See instructions and 29 CFR 2520.101-3.)	4m		X	
n	If 4m was answered "Yes," check the "Yes" box if you either provided the required notice or one of the exceptions to providing the notice applied under 29 CFR 2520.101-3.	4n			

5a Has a resolution to terminate the plan been adopted during the plan year or any prior plan year? If "Yes," enter the amount of any plan assets that reverted to the employer this year..... ☐ **Yes** ☒ **No** **Amount:**

5b If, during this plan year, any assets or liabilities were transferred from this plan to another plan(s), identify the plan(s) to which assets or liabilities were transferred. (See instructions.)

5b(1) Name of plan(s)	**5b(2)** EIN(s)	**5b(3)** PN(s)

5c If the plan is a defined benefit plan, is it covered under the PBGC insurance program (see ERISA section 4021)? ..... ☐ Yes ☐ No ☐ Not determined

Part V Trust Information (optional)

6a Name of trust	**6b** Trust's EIN

SCHEDULE R (Form 5500)

Department of the Treasury
Internal Revenue Service

Department of Labor
Employee Benefits Security Administration

Pension Benefit Guaranty Corporation

Retirement Plan Information

This schedule is required to be filed under section 104 and 4065 of the Employee Retirement Income Security Act of 1974 (ERISA) and section 6058(a) of the Internal Revenue Code (the Code).

▶ **File as an attachment to Form 5500.**

OMB No. 1210-0110

2013

This Form is Open to Public Inspection.

For calendar plan year 2013 or fiscal plan year beginning 01/01/2013 and ending 12/31/2013

A Name of plan
APPLIED ENGINEERING MANAGEMENT CORPORATION 401(K) PROFIT SHARING PLAN

B Three-digit plan number (PN) ▶ 001

C Plan sponsor's name as shown on line 2a of Form 5500
APPLIED ENGINEERING MANAGEMENT CORPORATION

D Employer Identification Number (EIN)
77-0113181

Part I Distributions

All references to distributions relate only to payments of benefits during the plan year.

1 Total value of distributions paid in property other than in cash or the forms of property specified in the instructions **1**

2 Enter the EIN(s) of payor(s) who paid benefits on behalf of the plan to participants or beneficiaries during the year (if more than two, enter EINs of the two payors who paid the greatest dollar amounts of benefits):

EIN(s): 23-2186884

Profit-sharing plans, ESOPs, and stock bonus plans, skip line 3.

3 Number of participants (living or deceased) whose benefits were distributed in a single sum, during the plan year **3**

Part II Funding Information (If the plan is not subject to the minimum funding requirements of section of 412 of the Internal Revenue Code or ERISA section 302, skip this Part)

4 Is the plan administrator making an election under Code section 412(d)(2) or ERISA section 302(d)(2)? ..... ☐ **Yes** ☐ **No** ☐ **N/A**

If the plan is a defined benefit plan, go to line 8.

5 If a waiver of the minimum funding standard for a prior year is being amortized in this plan year, see instructions and enter the date of the ruling letter granting the waiver. **Date:** Month _____ Day _____ Year _____

If you completed line 5, complete lines 3, 9, and 10 of Schedule MB and do not complete the remainder of this schedule.

6 a Enter the minimum required contribution for this plan year (include any prior year accumulated funding deficiency not waived) **6a**

b Enter the amount contributed by the employer to the plan for this plan year **6b**

c Subtract the amount in line 6b from the amount in line 6a. Enter the result (enter a minus sign to the left of a negative amount) **6c**

If you completed line 6c, skip lines 8 and 9.

7 Will the minimum funding amount reported on line 6c be met by the funding deadline? ..... ☐ **Yes** ☐ **No** ☐ **N/A**

8 If a change in actuarial cost method was made for this plan year pursuant to a revenue procedure or other authority providing automatic approval for the change or a class ruling letter, does the plan sponsor or plan administrator agree with the change? ..... ☐ **Yes** ☐ **No** ☐ **N/A**

Part III Amendments

9 If this is a defined benefit pension plan, were any amendments adopted during this plan year that increased or decreased the value of benefits? If yes, check the appropriate box. If no, check the "No" box. ..... ☐ **Increase** ☐ **Decrease** ☐ **Both** ☐ **No**

Part IV ESOPs (see instructions). If this is not a plan described under Section 409(a) or 4975(e)(7) of the Internal Revenue Code, skip this Part.

10 Were unallocated employer securities or proceeds from the sale of unallocated securities used to repay any exempt loan? ..... ☐ **Yes** ☐ **No**

11 a Does the ESOP hold any preferred stock? ..... ☐ **Yes** ☐ **No**

b If the ESOP has an outstanding exempt loan with the employer as lender, is such loan part of a "back-to-back" loan? (See instructions for definition of "back-to-back" loan.) ..... ☐ **Yes** ☐ **No**

12 Does the ESOP hold any stock that is not readily tradable on an established securities market? ..... ☐ **Yes** ☐ **No**

Part V Additional Information for Multiemployer Defined Benefit Pension Plans

13 Enter the following information for each employer that contributed more than 5% of total contributions to the plan during the plan year (measured in dollars). See instructions. *Complete as many entries as needed to report all applicable employers.*

a Name of contributing employer

b EIN **c** Dollar amount contributed by employer

d Date collective bargaining agreement expires *(If employer contributes under more than one collective bargaining agreement, check box* ☐ *and see instructions regarding required attachment. Otherwise, enter the applicable date.)* Month _____ Day _____ Year _____

e Contribution rate information *(If more than one rate applies, check this box* ☐ *and see instructions regarding required attachment. Otherwise, complete lines 13e(1) and 13e(2).)*
(1) Contribution rate (in dollars and cents) _____
(2) Base unit measure: ☐ Hourly ☐ Weekly ☐ Unit of production ☐ Other (specify):

---

a Name of contributing employer

b EIN **c** Dollar amount contributed by employer

d Date collective bargaining agreement expires *(If employer contributes under more than one collective bargaining agreement, check box* ☐ *and see instructions regarding required attachment. Otherwise, enter the applicable date.)* Month _____ Day _____ Year _____

e Contribution rate information *(If more than one rate applies, check this box* ☐ *and see instructions regarding required attachment. Otherwise, complete lines 13e(1) and 13e(2).)*
(1) Contribution rate (in dollars and cents) _____
(2) Base unit measure: ☐ Hourly ☐ Weekly ☐ Unit of production ☐ Other (specify): _____

---

a Name of contributing employer

b EIN **c** Dollar amount contributed by employer

d Date collective bargaining agreement expires *(If employer contributes under more than one collective bargaining agreement, check box* ☐ *and see instructions regarding required attachment. Otherwise, enter the applicable date.)* Month _____ Day _____ Year _____

e Contribution rate information *(If more than one rate applies, check this box* ☐ *and see instructions regarding required attachment. Otherwise, complete lines 13e(1) and 13e(2).)*
(1) Contribution rate (in dollars and cents) _____
(2) Base unit measure: ☐ Hourly ☐ Weekly ☐ Unit of production ☐ Other (specify): _____

---

a Name of contributing employer

b EIN **c** Dollar amount contributed by employer

d Date collective bargaining agreement expires *(If employer contributes under more than one collective bargaining agreement, check box* ☐ *and see instructions regarding required attachment. Otherwise, enter the applicable date.)* Month _____ Day _____ Year _____

e Contribution rate information *(If more than one rate applies, check this box* ☐ *and see instructions regarding required attachment. Otherwise, complete lines 13e(1) and 13e(2).)*
(1) Contribution rate (in dollars and cents) _____
(2) Base unit measure: ☐ Hourly ☐ Weekly ☐ Unit of production ☐ Other (specify): _____

---

a Name of contributing employer

b EIN **c** Dollar amount contributed by employer

d Date collective bargaining agreement expires *(If employer contributes under more than one collective bargaining agreement, check box* ☐ *and see instructions regarding required attachment. Otherwise, enter the applicable date.)* Month _____ Day _____ Year _____

e Contribution rate information *(If more than one rate applies, check this box* ☐ *and see instructions regarding required attachment. Otherwise, complete lines 13e(1) and 13e(2).)*
(1) Contribution rate (in dollars and cents) _____
(2) Base unit measure: ☐ Hourly ☐ Weekly ☐ Unit of production ☐ Other (specify): _____

---

a Name of contributing employer

b EIN **c** Dollar amount contributed by employer

d Date collective bargaining agreement expires *(If employer contributes under more than one collective bargaining agreement, check box* ☐ *and see instructions regarding required attachment. Otherwise, enter the applicable date.)* Month _____ Day _____ Year _____

e Contribution rate information *(If more than one rate applies, check this box* ☐ *and see instructions regarding required attachment. Otherwise, complete lines 13e(1) and 13e(2).)*
(1) Contribution rate (in dollars and cents) _____
(2) Base unit measure: ☐ Hourly ☐ Weekly ☐ Unit of production ☐ Other (specify): _____

14 Enter the number of participants on whose behalf no contributions were made by an employer as an employer of the participant for:

a The current year	**14a**	
b The plan year immediately preceding the current plan year	**14b**	
c The second preceding plan year	**14c**	

15 Enter the ratio of the number of participants under the plan on whose behalf no employer had an obligation to make an employer contribution during the current plan year to:

a The corresponding number for the plan year immediately preceding the current plan year	**15a**	
b The corresponding number for the second preceding plan year	**15b**	

16 Information with respect to any employers who withdrew from the plan during the preceding plan year:

a Enter the number of employers who withdrew during the preceding plan year	**16a**	
b If line 16a is greater than 0, enter the aggregate amount of withdrawal liability assessed or estimated to be assessed against such withdrawn employers	**16b**	

17 If assets and liabilities from another plan have been transferred to or merged with this plan during the plan year, check box and see instructions regarding supplemental information to be included as an attachment. ☐

Part VI Additional Information for Single-Employer and Multiemployer Defined Benefit Pension Plans

18 If any liabilities to participants or their beneficiaries under the plan as of the end of the plan year consist (in whole or in part) of liabilities to such participants and beneficiaries under two or more pension plans as of immediately before such plan year, check box and see instructions regarding supplemental information to be included as an attachment ☐

19 If the total number of participants is 1,000 or more, complete lines (a) through (c)

a Enter the percentage of plan assets held as:
Stock: _____% Investment-Grade Debt: _____% High-Yield Debt: _____% Real Estate: _____% Other: _____%

b Provide the average duration of the combined investment-grade and high-yield debt:
☐ 0-3 years ☐ 3-6 years ☐ 6-9 years ☐ 9-12 years ☐ 12-15 years ☐ 15-18 years ☐ 18-21 years ☐ 21 years or more

c What duration measure was used to calculate line 19(b)?
☐ Effective duration ☐ Macaulay duration ☐ Modified duration ☐ Other (specify):

APPLIED ENGINEERING MANAGEMENT CORPORATION
401(K) PROFIT SHARING PLAN

Financial Statements
For the Years Ended
December 31, 2013 and 2012

APPLIED ENGINEERING MANAGEMENT CORPORATION
401(K) PROFIT SHARING PLAN

TABLE OF CONTENTS

	Page
INDEPENDENT AUDITORS' REPORT	1-2
FINANCIAL STATEMENTS:	
Statements of Net Assets Available for Benefits, December 31, 2013 and 2012	3
Statement of Changes in Net Assets Available for Benefits for the Year Ended December 31, 2013	4
Notes to Financial Statements	5-16
SUPPLEMENTAL SCHEDULE:	
Schedule H, Line 4(i) – Schedule of Assets Held (at End of Year) December 31, 2013	17-18

Farber Hass Hurley LLP
Certified Public Accountants

888 West Ventura Blvd., #A
Camarillo, CA 93010
www.fhhcpas.com

Telephone: (805) 504-8410
Facsimile: (805) 388-1300

INDEPENDENT AUDITORS' REPORT

To the Board of Trustees and Administrative Committee
of the Applied Engineering Management Corporation
401(k) Profit Sharing Plan:

Report on the Financial Statements
We were engaged to audit the accompanying financial statements of Applied Engineering Management Corporation 401(k) Profit Sharing Plan (the "Plan"), which comprise the statements of net assets available for benefits as of December 31, 2013 and 2012, and the related statement of changes in net assets available for benefits for the year ended December 31, 2013, and the related notes to the financial statements.

Management's Responsibility for the Financial Statements
Management is responsible for the preparation and fair presentation of these financial statements in accordance with accounting principles generally accepted in the United States of America; this includes the design, implementation, and maintenance of internal control relevant to the preparation and fair presentation of financial statements that are free from material misstatement, whether due to fraud or error.

Auditor's Responsibility
Our responsibility is to express an opinion on these financial statements based on conducting the audit in accordance with auditing standards generally accepted in the United States of America. Because of the matter described in the Basis for Disclaimer of Opinion paragraph, however, we were not able to obtain sufficient appropriate audit evidence to provide a basis for an audit opinion.

Basis for Disclaimer of Opinion
As permitted by 29 CFR 2520.103-8 of the Department of Labor's Rules and Regulations for Reporting and Disclosure under the Employee Retirement Income Security Act of 1974, the Plan administrator instructed us not to perform, and we did not perform, any auditing procedures with respect to the information summarized in Note 3, which was certified by the Vanguard Fiduciary Trust Company ("Vanguard"), the custodian of the Plan, except for comparing such information with the related information included in the financial statements. We have been informed by the Plan administrator that the custodian holds the Plan's investment assets and executes investment transactions. The Plan administrator has obtained a certification from the custodian, as of December 31, 2013 and 2012, and for the year ended December 31, 2013, that the information provided to the Plan administrator by the custodian is complete and accurate.

Disclaimer of Opinion
Because of the significance of the matter described in the Basis for Disclaimer of Opinion paragraph, we have not been able to obtain sufficient appropriate audit evidence to provide a basis for an audit opinion. Accordingly, we do not express an opinion on these financial statements.

Other Matter
The supplemental Schedule H, Line 4(i) – Schedule of Assets Held (at End of Year) as of December 31, 2013, is required by the Department of Labor's Rules and Regulations for Reporting and Disclosure under the Employee Retirement Income Security Act of 1974 and is presented for the purpose of additional analysis and is not a required part of the financial statements. Because of the significance of the matter described in the Basis for Disclaimer of Opinion paragraph, we do not express an opinion on this supplemental schedule.

Report on Form and Content in Compliance With Department of Labor Rules and Regulations
The form and content of the information included in the financial statements and supplemental schedule, other than that derived from the information certified by the custodian, have been audited by us in accordance with auditing standards generally accepted in the United States of America and, in our opinion, are presented in compliance with the Department of Labor's Rules and Regulations for Reporting and Disclosure under the Employee Retirement Income Security Act of 1974.



September 30, 2014
Camarillo, California

APPLIED ENGINEERING MANAGEMENT CORPORATION 401(K) PROFIT SHARING PLAN
STATEMENTS OF NET ASSETS AVAILABLE FOR BENEFITS
DECEMBER 31, 2013 AND 2012

	2013	2012
ASSETS		
Investments at fair value:		
Registered investment companies	$ 27,632,777	$ 21,110,334
Common collective trust	2,628,361	2,924,780
Total investments, at fair value	30,261,138	24,035,114
Receivables:		
Contributions receivable – employer	1,259,125	1,169,760
Notes receivable from participants	258,672	121,728
Total receivables	1,517,797	1,291,488
NET ASSETS REFLECTING INVESTMENTS AT FAIR VALUE	31,778,935	25,326,602
Adjustment from fair value to contract value for fully benefit-responsive investment contracts	(71,261)	(147,241)
NET ASSETS AVAILABLE FOR BENEFITS	$ 31,707,674	$ 25,179,361

See accompanying notes to the financial statements.

APPLIED ENGINEERING MANAGEMENT CORPORATION 401(K) PROFIT SHARING PLAN
STATEMENT OF CHANGES IN NET ASSETS AVAILABLE FOR BENEFITS
FOR THE YEAR ENDED DECEMBER 31, 2013

ADDITIONS:	
Investment income:	
Net appreciation in fair value of investments	$ 4,352,879
Interest and dividends	608,896
Total investment income	4,961,775
Interest income on notes receivable from participants	8,557
Contributions:	
Employer	1,259,125
Participant	1,620,422
Total contributions	2,879,547
Total additions	7,849,879
DEDUCTIONS:	
Benefits paid to participants	1,321,416
Administrative expenses	150
Total deductions	1,321,566
NET INCREASE	6,528,313
NET ASSETS AVAILABLE FOR BENEFITS:	
BEGINNING OF YEAR	25,179,361
END OF YEAR	$ 31,707,674

See accompanying notes to the financial statements.

1. PLAN DESCRIPTION

The following description of the Applied Engineering Management Corporation (the "Company") 401(k) Profit Sharing Plan (the "Plan") provides only general information. Participants should refer to the Plan agreement for a more complete description of the Plan's provisions.

General - The Plan is a defined contribution plan established on January 1, 1993 covering all employees of the Company except on-call, per-diem and leased employees. Eligible employees of any age may enroll in the Plan upon being hired. The Plan is subject to the provisions of the Employee Retirement Income Security Act of 1974 ("ERISA"). The Board of Trustees is responsible for oversight of the Plan. The Administrative Committee determines the appropriateness of the Plan's investment offerings, monitors investment performance and reports to the Plan's Board of Trustees.

Contributions - Each year, participants may contribute up to 100% of their pre-tax annual compensation, as defined in the Plan. Participants aged 50 or older by the Plan year-end, may make additional catch-up contributions. Participants may also contribute amounts representing distributions (rollovers) from other qualified retirement plans. Participants may change their contribution amount at any time. Contributions are subject to certain IRS limitations.

As defined in the Plan, the Company may make elective profit-sharing contributions at its sole discretion. To be eligible for any profit-sharing contributions, a participant must be employed by the Company on the last day of the year for which the contribution is determined unless the participant has died or separated from service due to disability or attaining normal retirement age. Participants eligible for the profit-sharing contribution receive a pro rata allocation based on the ratio of their salary to the salary of all participants eligible to receive the profit-sharing contribution. The Company elected to make profit-sharing contributions of $1,259,125 for 2013.

Participants may direct contributions to their accounts in any combination of twenty-three mutual funds and a trust that invests in high-quality fixed income securities with financial backing from insurance companies and banks that enable it to maintain a constant $1 per share net asset value.

Participant Accounts – Each participant's account is credited with the participant's contributions, employer contributions, rollovers from other plans and allocations of Plan earnings. Allocations are based on participants' earnings, account balances, or specific participant transactions as defined. The benefit to which a participant is entitled is the benefit that can be provided from the participant's vested account.

1. PLAN DESCRIPTION (Continued)

Vesting – Participants are immediately 100% vested in employee deferrals and rollover contributions, plus actual earnings thereon. Employer profit sharing contributions and actual earnings thereon are subject to vesting as follows:

Years of Service for Vesting	Vesting Percentage
Less than 1 year	0%
1 year	25%
2 years	50%
3 years	75%
4 years	100%

For a year of service to count for purposes of calculating vesting, a participant must provide 1,000 hours of service. All years of service which meet this requirement are counted in calculating the vesting percentage.

If a participant dies, suffers a disability, or has attained the normal retirement age of 65, the participant becomes 100% vested in all profit sharing contributions.

Notes Receivable from Participants – Participant loans are permitted in accordance with terms specified in the Plan document. Participants may borrow between $1,000 and the lesser of 50% of their vested account balance or $50,000 minus the highest balance of any outstanding loan in the immediately preceding one year period. Loans are fully secured by the participant's vested balance and are allowed for any purpose. Loans bear interest equal to the Prime Rate plus 1%. Participants may apply for one loan per year and have only one loan outstanding at any given time. The maximum loan term is five years unless the loan is used to purchase a principal residence, in which case the maximum term is thirty years.

Repayment is made via after-tax payroll deductions or through direct payment by the borrower. The procedure for determining the loan interest rate is subject to change at the Company's discretion.

Payment of Benefits – On termination of service due to death disability, or retirement, a participant may elect to receive either a lump-sum amount equal to the value of the participant's vested interest in his or her account balance or annual installments. For termination of service for other reasons, a participant may receive the value of the vested interest in his or her account as a lump-sum distribution. The Plan also provides for hardship withdrawals from a participant's account for immediate and heavy financial needs, as defined by the Plan document, subject to certain limitations.

The Plan provides that if a terminated participant's vested account balance is $1,000 or less and the participant does not provide an election to have the balance distributed or rolled over, the balance can be distributed as a lump-sum payment to that participant by the Company.

1. PLAN DESCRIPTION (Continued)

For terminated participants with a vested account balance between $1,001 and $5,000 and who do not provide an election to distribute or roll over their account, the Company may have that balance distributed from the Plan and into an account managed by the custodian for the participant.

Forfeitures – At December 31, 2013 and 2012, forfeited non-vested accounts totaled $22,602 and $30,068, respectively. These accounts must be reallocated to remaining eligible participants, used to pay administrative expenses, or used to restore the accounts of participants who return as employees of the Company after a break in service and who had previously forfeited amounts. During 2013, forfeitures totaling $15,176 were credited to eligible participant accounts.

2. SUMMARY OF ACCOUNTING POLICIES

Basis of Accounting

The financial statements of the Plan are prepared on the accrual basis of accounting.

Investment contracts held by a defined contribution plan are required to be reported at fair value. However, contract value is the relevant measurement attribute for that portion of the net assets available for benefits of a defined contribution plan attributable to fully benefit- responsive investment contracts because contract value is the amount participants would receive if they were to initiate permitted transactions under the terms of the Plan. The Statements of Net Assets Available for Benefits present the fair value of the investment contracts as well as the adjustment of the fully benefit-responsive investment contracts from fair value to contract value. The Statement of Changes in Net Assets Available for Benefits is prepared using the contract value basis for fully benefit-responsive investment contracts.

Use of Estimates

The preparation of financial statements in accordance with accounting principles generally accepted in the United States of America requires management to make estimates and assumptions that affect the reported amounts of assets and liabilities and changes therein, and disclosure of contingent assets and liabilities. Actual results could differ from those estimates.

Investment Valuation and Income Recognition

Investments are reported at fair value. Fair value is the price that would be received to sell an asset or paid to transfer a liability in an orderly transaction between market participants at the measurement date. The Plan's Administrative Committee determines the Plan's valuation policies utilizing information provided by the investment advisers and the Plan's custodian. See Note 4 for discussion of fair value measurements.

Purchases and sales of investments are recorded on a trade-date basis. Interest income is accrued when earned. Dividend income is recorded on the ex-dividend date. Net appreciation includes the Plan's gains and losses on investments bought and sold as well as held during the year.

2. SUMMARY OF ACCOUNTING POLICIES (Continued)

Notes Receivable from Participants
Notes receivable from participants are measured at their unpaid principal balance plus any accrued but unpaid interest. Interest income is recorded on the accrual basis. Related fees are recorded as administrative expenses and are expensed when they are incurred. No allowance for credit losses has been recorded as of December 31, 2013 and 2012. Delinquent notes receivables from participants are recorded as a distribution based upon the terms of the Plan document.

Payment of Benefits
Benefits are recorded when paid.

Expenses
Substantially all expenses of maintaining the Plan are paid directly by the Company and are excluded from these financial statements. Fees related to the administration of notes receivable from participants are charged directly to the participant's account and are included in administrative expenses. Investment related expenses are included in net appreciation in fair value of investments.

Subsequent Events
The Plan has evaluated subsequent events through September 30, 2014, the date the financial statements were available to be issued.

3. INFORMATION CERTIFIED BY THE INVESTMENT CUSTODIAN (Unaudited)

The Plan administrator has elected the method of compliance as permitted by Section 29 CFR 2520.103-8 of the Department of Labor's Rules and Regulations for Reporting and Disclosure under ERISA. Accordingly, as permitted under such election, the following investment information was certified by Vanguard, the custodian, and was not subjected to any auditing procedures performed by the independent public accountants:

3. INFORMATION CERTIFIED BY THE INVESTMENT CUSTODIAN (Unaudited) (Continued)

- Fair value of investments as shown in the Statements of Net Assets Available for Benefits as of December 31, 2013 and 2012 which total $30,261,138 and $24,035,114, respectively.

- Net appreciation in fair value of investments as shown in the Statement of Changes in Net Assets Available for Benefits for the year ended December 31, 2013 of $4,352,879.

- Schedule of assets held for investment purposes as of December 31, 2013 as shown on Schedule H, Line 4(i) – Schedule of Assets (Held at End of Year).

- Notes receivable from participants as shown in the Statements of Net Assets Available for Benefits as of December 31, 2013 and 2012 which total $258,672 and $121,728, respectively, and interest income on notes receivable from participants as shown in the Statement of Changes in Net Assets Available for Benefits totaling $8,557 for the year ended December 31, 2013.

Investments representing over 5% or more of the Plan's net assets at market value as of December 31 are:

Description	2013
Vanguard Retirement Savings Trust	$2,557,100
Vanguard Growth Index Fund	$4,039,029
Vanguard Capital Opportunity Fund	$2,491,773
Vanguard Balanced Index Fund	$1,774,098
Vanguard LifeStrategy Moderate Growth Fund	$1,713,203
Vanguard Total International Stock Index Fund	$1,699,029
Vanguard Mid-Cap Index Fund	$1,629,039
Vanguard Value Index Fund	$1,593,510

Description	2012
Vanguard Growth Index Fund Investor Shares	$2,897,292
Vanguard Retirement Savings Trust	$2,777,539
Vanguard Total International Stock Index Fund	$1,787,379
Vanguard Total Bond Market Index Fund	$1,670,935
Vanguard Capital Opportunity Fund Investor Shares	$1,612,135
Vanguard Value Index Fund Investor Shares	$1,326,580

During 2013, the Plan's registered investment company investments (including gains and losses on investments bought and sold, as well as held during the year) appreciated in value by $4,352,879.

4. FAIR VALUE MEASUREMENTS

The framework for measuring fair value provides a fair value hierarchy that prioritizes the inputs to valuation techniques used to measure fair value. The hierarchy gives the highest priority to unadjusted quoted prices in active markets for identical assets or liabilities (level 1) and the lowest priority to unobservable inputs (level 3). The three levels of the fair value hierarchy under FASB ASC 820 are described as follows:

Level 1	Inputs to the valuation methodology are unadjusted quoted prices for identical assets or liabilities in active markets that the Plan has the ability to access.
Level 2	Inputs to the valuation methodology include: • quoted prices for similar assets or liabilities in active markets; • quoted prices for identical or similar assets or liabilities in inactive markets; • inputs other than quoted prices that are observable for the asset or liability; • inputs that are derived principally from or corroborated by observable market data by correlation or other means.

If the asset or liability has a specified (contractual) term, the level 2 input must be observable for substantially the full term of the asset or liability.

Level 3	Inputs to the valuation methodology are unobservable and significant to the fair value measurement.

The asset or liability's fair value measurement level within the fair value hierarchy is based on the lowest level of any input that is significant to the fair value measurement. Valuation techniques maximize the use of relevant observable inputs and minimize the use of unobservable inputs.

Following is a description of the valuation methodologies used for assets measured at fair value. There have been no changes in the methodologies used at December 31, 2013 and 2012.

Registered investment companies (mutual funds): Valued at the daily closing price as reported by the fund. Mutual funds held by the Plan are open-end mutual funds that are registered with the Securities and Exchange Commission. These funds are required to publish their daily net asset value (NAV) and to transact at that price. The mutual funds held by the Plan are deemed to be actively traded.

Common collective trust: Valued at the NAV of units of the Vanguard Retirement Savings Trust. The NAV, as provided by the trustee, is used as a practical expedient to estimate fair value. The NAV is based on the fair value of the underlying investment held by the common collective trust fund less its liabilities. This practical expedient is not used when it is determined to be probable that the fund will sell the investment for an amount different than the reported NAV. Participant transactions (purchases and sales) may occur daily. Were the Plan to initiate a full redemption of the common collective trust, the investment adviser reserves the right to temporarily delay the withdrawal from the trust in order to ensure that securities liquidations will be carried out in an orderly business manner.

4. FAIR VALUE MEASUREMENTS (continued)

The following table sets forth by level, within the fair value hierarchy, the Plan's assets at fair value as of December 31, 2013 and 2012:

Assets at Fair Value as of December 31, 2013

Description	Level 1	Level 2	Level 3	Total
Mutual funds:				
- Indexed funds	$9,162,051	$ -	$ -	$9,162,051
- Balanced funds	6,200,851	-	-	6,200,851
- Growth funds	10,223,058	-	-	10,223,058
- Conservative bond funds	1,352,626	-	-	1,352,626
- Money market funds	694,191	-	-	694,191
Common collective trust	-	2,628,361	-	2,628,361
Total	$27,632,777	$2,628,361	$ -	$30,261,138

Assets at Fair Value as of December 31, 2012

Description	Level 1	Level 2	Level 3	Total
Mutual funds:				
- Indexed funds	$7,762,693	$ -	$ -	$7,762,693
- Balanced funds	4,049,708	-	-	4,049,708
- Growth funds	6,969,912	-	-	6,969,912
- Conservative bond funds	1,626,140	-	-	1,626,140
- Money market funds	701,881	-	-	701,881
Common collective trust	-	2,924,780	-	2,924,780
Total	$21,110,334	$2,924,780	$ -	$24,035,114

5. INVESTMENT CONTRACTS

The investment in the Vanguard Retirement Savings Trust is a common collective trust fund (the "Trust") and is a fully benefit-responsive investment contract. The Trust provides for the collective investment of assets of tax-exempt pension and profit-sharing plans, primarily in a pool of investment contracts that are issued by insurance companies and commercial banks and in contracts that are backed by bond trusts that are selected by the trustee, Vanguard Fiduciary Trust Company. The issuers' ability to meet these obligations may be affected by economic developments in their respective companies and industries.

Traditional investment contracts issued by insurance companies and banks are nontransferable, but provide for benefit-responsive withdrawals by Plan participants at contract value. For traditional investment contracts, fair value comprises the expected future cash flows for each contract discounted to present value. Contract value represents contributions made plus interest accrued at the contract rate, less withdrawals. The crediting rate on traditional contracts is typically fixed for the life of the investment.

Synthetic investment contracts consist of investments together with contracts under which a bank or other institution provides for benefit-responsive withdrawals by Plan participants at contract value. For synthetic investment contracts, the fair value comprises the aggregate market values of the underlying investments in bond funds, and the value of the wrap contracts, if any. The difference between valuation at contract value and fair value is reflected over time through the crediting rate formula provided for in the Trust's synthetic contracts. The crediting rate of the contract resets every quarter based on the performance of the underlying investment portfolio. To the extent that the Trust has unrealized gains and losses (that are accounted for, under contract value accounting, through the value of the synthetic contract), the interest crediting rate may differ from then-current market rates.

An investor currently redeeming Trust units may forgo a benefit, or avoid a loss, related to a future crediting rate different from then-current market rates.

Limitations on Contract Value Transactions: The existence of certain conditions can limit the Trust's ability to transact at contract value with issuers of its investment contracts. Specifically, any event outside the normal operation of the Trust that causes a withdrawal from an investment contract may result in a negative market value adjustment with respect to the withdrawal. Examples of such events include, but are not limited to, partial or complete legal termination of the Trust or a unit holder, tax disqualification of the Trust or unit holder, and certain Trust amendments if issuers' consent is not obtained. As of December 31, 2013, the occurrence of an event outside the normal operation of the Trust that would cause a withdrawal from an investment contract is not considered to be probable.

Plan participants eligible for a distribution or loan repayment under the Plan may sell their investment in the Trust as of any business day of the New York Stock Exchange for their full value. A Plan participant may also exchange their investment in the Trust for other investments with an investment objective different than that of the Trust, provided the funds remain in the new investment for at least 90 days. As of December 31, 2013 and 2012 there were no unfunded commitments of the Trust.

5. INVESTMENT CONTRACTS (Continued)

The average yield earned by the Trust was 1.98% and 2.22% for the years ended December 31, 2013 and 2012, respectively. The average yield earned by the Trust and paid to participants was 1.56% and 1.82% for the years ended December 31, 2013 and 2012, respectively.

6. PARTY-IN-INTEREST TRANSACTIONS

The Plan invests in shares of mutual funds managed by an affiliate of Vanguard Fiduciary Trust Company ("Vanguard"). Vanguard acts as trustee for only those investments as defined by the Plan. Transactions in such investments qualify as party-in-interest transactions which are exempt from the prohibited transaction rules.

7. PLAN TERMINATION

Although it has not expressed any intent to do so, the Company has the right under the Plan to discontinue its contributions at any time and terminate the Plan subject to the provisions of ERISA. In the event of Plan termination, participants would become 100 percent vested in their employer contributions.

8. TAX STATUS OF THE PLAN

The Plan obtained its latest determination letter on October 31, 2008, in which the Internal Revenue Service stated that the Plan, as then designed, was in compliance with the applicable requirements of the Internal Revenue Code. The Plan has been amended since receiving the determination letter. However, the Company's Plan administrator believes that the Plan is currently designed and being operated in compliance with the applicable requirements of the Internal Revenue Code.

Accounting principles generally accepted in the United States of America require Plan management to evaluate tax positions taken by the Plan and recognize a tax liability (or asset) if the Plan has taken an uncertain position that more likely than not would not be sustained upon examination by the Internal Revenue Service. The Plan administrator has analyzed the tax positions taken by the Plan, and concluded that as of December 31, 2013, there are no uncertain positions taken or expected to be taken that would require recognition of a liability (or asset) or disclosure in the financial statements. The Plan is subject to routine audits by taxing jurisdictions; however, there are currently no audits for any tax periods in progress. The Plan administrator believes that it is no longer subject to tax examinations for years prior to 2010.

9. RISKS AND UNCERTAINTIES

The Plan invests in various investment securities. Investment securities are exposed to various risks, such as interest rate, market and credit risks. Due to the level of risk associated with certain investment securities, it is at least reasonably possible that changes in the values of investment securities will occur in the near term and that such changes could materially affect participants' account balances and the amounts reported in the statement of net assets available for benefits.

The Plan invests through mutual funds in the securities of foreign companies, which involve special risks and considerations not typically associated with investing in U.S. companies. These risks include devaluation of currencies, less reliable information about issuers, different securities transaction clearance and settlement practices, and possible adverse political and economic developments. Moreover, securities of many foreign companies and their markets may be less liquid and their prices more volatile than those of securities of comparable U.S. companies.

10. RECONCILIATION OF FINANCIAL STATEMENTS TO FORM 5500

The following is a reconciliation of net assets available for benefits per the financial statements at December 31, 2013 and 2012 to the Form 5500:

	2013	2012
Net assets available for benefits, per the financial statements	$ 31,707,674	$ 25,179,361
Difference between fair value and contract value reporting for fully benefit responsive investment	71,261	147,241
Net assets available for benefits, per the Form 5500	$ 31,778,935	$ 25,326,602

The following is a reconciliation of changes in net assets available for benefits per the financial statements for the year ended December 31, 2013 to the Form 5500:

	2013
Increase in net assets available for benefits, per the financial statements	$6,528,313
Change in fair value versus contract value reporting for fully benefit responsive investment	(75,980)
Increase in net assets available for benefits, per the Form 5500	$6,452,333

APPLIED ENGINEERING MANAGEMENT CORP.
401(K) PROFIT SHARING PLAN
EMPLOYER IDENTIFICATION NUMBER 77-0113181
PLAN NUMBER 001

SCHEDULE H, LINE 4(i) - SCHEDULE OF ASSETS (HELD AT END OF YEAR)
DECEMBER 31, 2013

(a)	(b) Identity of issue, borrower, lessor or similar party	(c) Description of investment including maturity date, rate of interest, collateral, par, or maturity value	(d) Cost	(e) Current Value
*	Vanguard Admiral Treas Money Mkt	Registered Investment Company	**	$ 680,024
*	Vanguard Balanced Idx Fnd Inv Shares	Registered Investment Company	**	1,774,098
*	Vanguard Capital Opportunity	Registered Investment Company	**	2,491,773
*	Vanguard Federal Money Market	Registered Investment Company	**	14,167
*	Vanguard Growth Index Inv	Registered Investment Company	**	4,039,028
*	Vanguard Infla-Pro Secur	Registered Investment Company	**	540,862
*	Vanguard Life St Conserv Growth	Registered Investment Company	**	785,343
*	Vanguard Life St Growth Fund	Registered Investment Company	**	1,564,825
*	Vanguard Life St Income Fund	Registered Investment Company	**	363,382
*	Vanguard Life St Mod Growth	Registered Investment Company	**	1,713,202
*	Vanguard Mid-Cap Index Fund	Registered Investment Company	**	1,629,039
*	Vanguard Pacific Stk Idx	Registered Investment Company	**	127,210
*	Vanguard Selected Value	Registered Investment Company	**	955,507
*	Vanguard Short-Term Federal	Registered Investment Company	**	69,539
*	Vanguard Short-Term Treasury	Registered Investment Company	**	742,224
*	Vanguard Sm-Cap Growth Index	Registered Investment Company	**	1,148,513
*	Vanguard Sm-Cap Index Inv	Registered Investment Company	**	1,007,819
*	Vanguard Sm-Cap Value Index	Registered Investment Company	**	700,416
*	Vanguard Total Bond Mkt Index	Registered Investment Company	**	1,319,170
*	Vanguard Total Int'l Stock Index	Registered Investment Company	**	1,699,029
*	Vanguard Total Stock Mkt Inv	Registered Investment Company	**	1,085,859

APPLIED ENGINEERING MANAGEMENT CORP.
401(K) PROFIT SHARING PLAN
EMPLOYER IDENTIFICATION NUMBER 77-0113181
PLAN NUMBER 001

SCHEDULE H, LINE 4(i) - SCHEDULE OF ASSETS (HELD AT END OF YEAR)
DECEMBER 31, 2013

(a)	(b) Identity of issue, borrower, lessor or similar party	(c) Description of investment including maturity date, rate of interest, collateral, par, or maturity value	(d) Cost	(e) Current Value
*	Vanguard Value Index Inv	Registered Investment Company	**	1,593,510
*	Vanguard Windsor II Fund Inv	Registered Investment Company	**	1,588,238
*	Vanguard Retire Savings Trust***	Common/Collective Trust	**	2,557,100
*	Participant loans	4.25% - 7.75%	-0-	258,672
	Total			$30,448,549

* Party-in-interest
** Cost omitted for participant directed investments
*** The Vanguard Retirement Savings Trust has been valued at contract value for purposes of this supplemental schedule.

APPLIED ENGINEERING MANAGEMENT CORPORATION
401(K) PROFIT SHARING PLAN

Financial Statements
For the Years Ended
December 31, 2013 and 2012

APPLIED ENGINEERING MANAGEMENT CORPORATION
401(K) PROFIT SHARING PLAN

TABLE OF CONTENTS

	Page
INDEPENDENT AUDITORS' REPORT	1-2
FINANCIAL STATEMENTS:	
Statements of Net Assets Available for Benefits, December 31, 2013 and 2012	3
Statement of Changes in Net Assets Available for Benefits for the Year Ended December 31, 2013	4
Notes to Financial Statements	5-16
SUPPLEMENTAL SCHEDULE:	
Schedule H, Line 4(i) – Schedule of Assets Held (at End of Year) December 31, 2013	17-18

Farber Hass Hurley LLP
Certified Public Accountants

888 West Ventura Blvd., #A
Camarillo, CA 93010
www.fhhcpas.com

Telephone: (805) 504-8410
Facsimile: (805) 388-1300

INDEPENDENT AUDITORS' REPORT

To the Board of Trustees and Administrative Committee
of the Applied Engineering Management Corporation
401(k) Profit Sharing Plan:

Report on the Financial Statements
We were engaged to audit the accompanying financial statements of Applied Engineering Management Corporation 401(k) Profit Sharing Plan (the "Plan"), which comprise the statements of net assets available for benefits as of December 31, 2013 and 2012, and the related statement of changes in net assets available for benefits for the year ended December 31, 2013, and the related notes to the financial statements.

Management's Responsibility for the Financial Statements
Management is responsible for the preparation and fair presentation of these financial statements in accordance with accounting principles generally accepted in the United States of America; this includes the design, implementation, and maintenance of internal control relevant to the preparation and fair presentation of financial statements that are free from material misstatement, whether due to fraud or error.

Auditor's Responsibility
Our responsibility is to express an opinion on these financial statements based on conducting the audit in accordance with auditing standards generally accepted in the United States of America. Because of the matter described in the Basis for Disclaimer of Opinion paragraph, however, we were not able to obtain sufficient appropriate audit evidence to provide a basis for an audit opinion.

Basis for Disclaimer of Opinion
As permitted by 29 CFR 2520.103-8 of the Department of Labor's Rules and Regulations for Reporting and Disclosure under the Employee Retirement Income Security Act of 1974, the Plan administrator instructed us not to perform, and we did not perform, any auditing procedures with respect to the information summarized in Note 3, which was certified by the Vanguard Fiduciary Trust Company ("Vanguard"), the custodian of the Plan, except for comparing such information with the related information included in the financial statements. We have been informed by the Plan administrator that the custodian holds the Plan's investment assets and executes investment transactions. The Plan administrator has obtained a certification from the custodian, as of December 31, 2013 and 2012, and for the year ended December 31, 2013, that the information provided to the Plan administrator by the custodian is complete and accurate.

Disclaimer of Opinion
Because of the significance of the matter described in the Basis for Disclaimer of Opinion paragraph, we have not been able to obtain sufficient appropriate audit evidence to provide a basis for an audit opinion. Accordingly, we do not express an opinion on these financial statements.

Other Matter
The supplemental Schedule H, Line 4(i) – Schedule of Assets Held (at End of Year) as of December 31, 2013, is required by the Department of Labor's Rules and Regulations for Reporting and Disclosure under the Employee Retirement Income Security Act of 1974 and is presented for the purpose of additional analysis and is not a required part of the financial statements. Because of the significance of the matter described in the Basis for Disclaimer of Opinion paragraph, we do not express an opinion on this supplemental schedule.

Report on Form and Content in Compliance With Department of Labor Rules and Regulations
The form and content of the information included in the financial statements and supplemental schedule, other than that derived from the information certified by the custodian, have been audited by us in accordance with auditing standards generally accepted in the United States of America and, in our opinion, are presented in compliance with the Department of Labor's Rules and Regulations for Reporting and Disclosure under the Employee Retirement Income Security Act of 1974.



September 30, 2014
Camarillo, California

APPLIED ENGINEERING MANAGEMENT CORPORATION 401(K) PROFIT SHARING PLAN
STATEMENTS OF NET ASSETS AVAILABLE FOR BENEFITS
DECEMBER 31, 2013 AND 2012

	2013	2012
ASSETS		
Investments at fair value:		
Registered investment companies	$ 27,632,777	$ 21,110,334
Common collective trust	2,628,361	2,924,780
Total investments, at fair value	30,261,138	24,035,114
Receivables:		
Contributions receivable – employer	1,259,125	1,169,760
Notes receivable from participants	258,672	121,728
Total receivables	1,517,797	1,291,488
NET ASSETS REFLECTING INVESTMENTS AT FAIR VALUE	31,778,935	25,326,602
Adjustment from fair value to contract value for fully benefit-responsive investment contracts	(71,261)	(147,241)
NET ASSETS AVAILABLE FOR BENEFITS	$ 31,707,674	$ 25,179,361

See accompanying notes to the financial statements.

APPLIED ENGINEERING MANAGEMENT CORPORATION 401(K) PROFIT SHARING PLAN
STATEMENT OF CHANGES IN NET ASSETS AVAILABLE FOR BENEFITS
FOR THE YEAR ENDED DECEMBER 31, 2013

ADDITIONS:	
Investment income:	
Net appreciation in fair value of investments	$ 4,352,879
Interest and dividends	608,896
Total investment income	4,961,775
Interest income on notes receivable from participants	8,557
Contributions:	
Employer	1,259,125
Participant	1,620,422
Total contributions	2,879,547
Total additions	7,849,879
DEDUCTIONS:	
Benefits paid to participants	1,321,416
Administrative expenses	150
Total deductions	1,321,566
NET INCREASE	6,528,313
NET ASSETS AVAILABLE FOR BENEFITS:	
BEGINNING OF YEAR	25,179,361
END OF YEAR	$ 31,707,674

See accompanying notes to the financial statements.

1. PLAN DESCRIPTION

The following description of the Applied Engineering Management Corporation (the "Company") 401(k) Profit Sharing Plan (the "Plan") provides only general information. Participants should refer to the Plan agreement for a more complete description of the Plan's provisions.

General - The Plan is a defined contribution plan established on January 1, 1993 covering all employees of the Company except on-call, per-diem and leased employees. Eligible employees of any age may enroll in the Plan upon being hired. The Plan is subject to the provisions of the Employee Retirement Income Security Act of 1974 ("ERISA"). The Board of Trustees is responsible for oversight of the Plan. The Administrative Committee determines the appropriateness of the Plan's investment offerings, monitors investment performance and reports to the Plan's Board of Trustees.

Contributions - Each year, participants may contribute up to 100% of their pre-tax annual compensation, as defined in the Plan. Participants aged 50 or older by the Plan year-end, may make additional catch-up contributions. Participants may also contribute amounts representing distributions (rollovers) from other qualified retirement plans. Participants may change their contribution amount at any time. Contributions are subject to certain IRS limitations.

As defined in the Plan, the Company may make elective profit-sharing contributions at its sole discretion. To be eligible for any profit-sharing contributions, a participant must be employed by the Company on the last day of the year for which the contribution is determined unless the participant has died or separated from service due to disability or attaining normal retirement age. Participants eligible for the profit-sharing contribution receive a pro rata allocation based on the ratio of their salary to the salary of all participants eligible to receive the profit-sharing contribution. The Company elected to make profit-sharing contributions of $1,259,125 for 2013.

Participants may direct contributions to their accounts in any combination of twenty-three mutual funds and a trust that invests in high-quality fixed income securities with financial backing from insurance companies and banks that enable it to maintain a constant $1 per share net asset value.

Participant Accounts – Each participant's account is credited with the participant's contributions, employer contributions, rollovers from other plans and allocations of Plan earnings. Allocations are based on participants' earnings, account balances, or specific participant transactions as defined. The benefit to which a participant is entitled is the benefit that can be provided from the participant's vested account.

1. PLAN DESCRIPTION (Continued)

Vesting – Participants are immediately 100% vested in employee deferrals and rollover contributions, plus actual earnings thereon. Employer profit sharing contributions and actual earnings thereon are subject to vesting as follows:

Years of Service for Vesting	Vesting Percentage
Less than 1 year	0%
1 year	25%
2 years	50%
3 years	75%
4 years	100%

For a year of service to count for purposes of calculating vesting, a participant must provide 1,000 hours of service. All years of service which meet this requirement are counted in calculating the vesting percentage.

If a participant dies, suffers a disability, or has attained the normal retirement age of 65, the participant becomes 100% vested in all profit sharing contributions.

Notes Receivable from Participants – Participant loans are permitted in accordance with terms specified in the Plan document. Participants may borrow between $1,000 and the lesser of 50% of their vested account balance or $50,000 minus the highest balance of any outstanding loan in the immediately preceding one year period. Loans are fully secured by the participant's vested balance and are allowed for any purpose. Loans bear interest equal to the Prime Rate plus 1%. Participants may apply for one loan per year and have only one loan outstanding at any given time. The maximum loan term is five years unless the loan is used to purchase a principal residence, in which case the maximum term is thirty years.

Repayment is made via after-tax payroll deductions or through direct payment by the borrower. The procedure for determining the loan interest rate is subject to change at the Company's discretion.

Payment of Benefits – On termination of service due to death disability, or retirement, a participant may elect to receive either a lump-sum amount equal to the value of the participant's vested interest in his or her account balance or annual installments. For termination of service for other reasons, a participant may receive the value of the vested interest in his or her account as a lump-sum distribution. The Plan also provides for hardship withdrawals from a participant's account for immediate and heavy financial needs, as defined by the Plan document, subject to certain limitations.

The Plan provides that if a terminated participant's vested account balance is $1,000 or less and the participant does not provide an election to have the balance distributed or rolled over, the balance can be distributed as a lump-sum payment to that participant by the Company.

1. PLAN DESCRIPTION (Continued)

For terminated participants with a vested account balance between $1,001 and $5,000 and who do not provide an election to distribute or roll over their account, the Company may have that balance distributed from the Plan and into an account managed by the custodian for the participant.

Forfeitures – At December 31, 2013 and 2012, forfeited non-vested accounts totaled $22,602 and $30,068, respectively. These accounts must be reallocated to remaining eligible participants, used to pay administrative expenses, or used to restore the accounts of participants who return as employees of the Company after a break in service and who had previously forfeited amounts. During 2013, forfeitures totaling $15,176 were credited to eligible participant accounts.

2. SUMMARY OF ACCOUNTING POLICIES

Basis of Accounting

The financial statements of the Plan are prepared on the accrual basis of accounting.

Investment contracts held by a defined contribution plan are required to be reported at fair value. However, contract value is the relevant measurement attribute for that portion of the net assets available for benefits of a defined contribution plan attributable to fully benefit- responsive investment contracts because contract value is the amount participants would receive if they were to initiate permitted transactions under the terms of the Plan. The Statements of Net Assets Available for Benefits present the fair value of the investment contracts as well as the adjustment of the fully benefit-responsive investment contracts from fair value to contract value. The Statement of Changes in Net Assets Available for Benefits is prepared using the contract value basis for fully benefit-responsive investment contracts.

Use of Estimates

The preparation of financial statements in accordance with accounting principles generally accepted in the United States of America requires management to make estimates and assumptions that affect the reported amounts of assets and liabilities and changes therein, and disclosure of contingent assets and liabilities. Actual results could differ from those estimates.

Investment Valuation and Income Recognition

Investments are reported at fair value. Fair value is the price that would be received to sell an asset or paid to transfer a liability in an orderly transaction between market participants at the measurement date. The Plan's Administrative Committee determines the Plan's valuation policies utilizing information provided by the investment advisers and the Plan's custodian. See Note 4 for discussion of fair value measurements.

Purchases and sales of investments are recorded on a trade-date basis. Interest income is accrued when earned. Dividend income is recorded on the ex-dividend date. Net appreciation includes the Plan's gains and losses on investments bought and sold as well as held during the year.

2. SUMMARY OF ACCOUNTING POLICIES (Continued)

Notes Receivable from Participants
Notes receivable from participants are measured at their unpaid principal balance plus any accrued but unpaid interest. Interest income is recorded on the accrual basis. Related fees are recorded as administrative expenses and are expensed when they are incurred. No allowance for credit losses has been recorded as of December 31, 2013 and 2012. Delinquent notes receivables from participants are recorded as a distribution based upon the terms of the Plan document.

Payment of Benefits
Benefits are recorded when paid.

Expenses
Substantially all expenses of maintaining the Plan are paid directly by the Company and are excluded from these financial statements. Fees related to the administration of notes receivable from participants are charged directly to the participant's account and are included in administrative expenses. Investment related expenses are included in net appreciation in fair value of investments.

Subsequent Events
The Plan has evaluated subsequent events through September 30, 2014, the date the financial statements were available to be issued.

3. INFORMATION CERTIFIED BY THE INVESTMENT CUSTODIAN (Unaudited)

The Plan administrator has elected the method of compliance as permitted by Section 29 CFR 2520.103-8 of the Department of Labor's Rules and Regulations for Reporting and Disclosure under ERISA. Accordingly, as permitted under such election, the following investment information was certified by Vanguard, the custodian, and was not subjected to any auditing procedures performed by the independent public accountants:

3. INFORMATION CERTIFIED BY THE INVESTMENT CUSTODIAN (Unaudited) (Continued)

- Fair value of investments as shown in the Statements of Net Assets Available for Benefits as of December 31, 2013 and 2012 which total $30,261,138 and $24,035,114, respectively.

- Net appreciation in fair value of investments as shown in the Statement of Changes in Net Assets Available for Benefits for the year ended December 31, 2013 of $4,352,879.

- Schedule of assets held for investment purposes as of December 31, 2013 as shown on Schedule H, Line 4(i) – Schedule of Assets (Held at End of Year).

- Notes receivable from participants as shown in the Statements of Net Assets Available for Benefits as of December 31, 2013 and 2012 which total $258,672 and $121,728, respectively, and interest income on notes receivable from participants as shown in the Statement of Changes in Net Assets Available for Benefits totaling $8,557 for the year ended December 31, 2013.

Investments representing over 5% or more of the Plan's net assets at market value as of December 31 are:

Description	2013
Vanguard Retirement Savings Trust	$2,557,100
Vanguard Growth Index Fund	$4,039,029
Vanguard Capital Opportunity Fund	$2,491,773
Vanguard Balanced Index Fund	$1,774,098
Vanguard LifeStrategy Moderate Growth Fund	$1,713,203
Vanguard Total International Stock Index Fund	$1,699,029
Vanguard Mid-Cap Index Fund	$1,629,039
Vanguard Value Index Fund	$1,593,510

Description	2012
Vanguard Growth Index Fund Investor Shares	$2,897,292
Vanguard Retirement Savings Trust	$2,777,539
Vanguard Total International Stock Index Fund	$1,787,379
Vanguard Total Bond Market Index Fund	$1,670,935
Vanguard Capital Opportunity Fund Investor Shares	$1,612,135
Vanguard Value Index Fund Investor Shares	$1,326,580

During 2013, the Plan's registered investment company investments (including gains and losses on investments bought and sold, as well as held during the year) appreciated in value by $4,352,879.

4. FAIR VALUE MEASUREMENTS

The framework for measuring fair value provides a fair value hierarchy that prioritizes the inputs to valuation techniques used to measure fair value. The hierarchy gives the highest priority to unadjusted quoted prices in active markets for identical assets or liabilities (level 1) and the lowest priority to unobservable inputs (level 3). The three levels of the fair value hierarchy under FASB ASC 820 are described as follows:

Level 1	Inputs to the valuation methodology are unadjusted quoted prices for identical assets or liabilities in active markets that the Plan has the ability to access.
Level 2	Inputs to the valuation methodology include: • quoted prices for similar assets or liabilities in active markets; • quoted prices for identical or similar assets or liabilities in inactive markets; • inputs other than quoted prices that are observable for the asset or liability; • inputs that are derived principally from or corroborated by observable market data by correlation or other means.

If the asset or liability has a specified (contractual) term, the level 2 input must be observable for substantially the full term of the asset or liability.

Level 3	Inputs to the valuation methodology are unobservable and significant to the fair value measurement.

The asset or liability's fair value measurement level within the fair value hierarchy is based on the lowest level of any input that is significant to the fair value measurement. Valuation techniques maximize the use of relevant observable inputs and minimize the use of unobservable inputs.

Following is a description of the valuation methodologies used for assets measured at fair value. There have been no changes in the methodologies used at December 31, 2013 and 2012.

Registered investment companies (mutual funds): Valued at the daily closing price as reported by the fund. Mutual funds held by the Plan are open-end mutual funds that are registered with the Securities and Exchange Commission. These funds are required to publish their daily net asset value (NAV) and to transact at that price. The mutual funds held by the Plan are deemed to be actively traded.

Common collective trust: Valued at the NAV of units of the Vanguard Retirement Savings Trust. The NAV, as provided by the trustee, is used as a practical expedient to estimate fair value. The NAV is based on the fair value of the underlying investment held by the common collective trust fund less its liabilities. This practical expedient is not used when it is determined to be probable that the fund will sell the investment for an amount different than the reported NAV. Participant transactions (purchases and sales) may occur daily. Were the Plan to initiate a full redemption of the common collective trust, the investment adviser reserves the right to temporarily delay the withdrawal from the trust in order to ensure that securities liquidations will be carried out in an orderly business manner.

4. FAIR VALUE MEASUREMENTS (continued)

The following table sets forth by level, within the fair value hierarchy, the Plan's assets at fair value as of December 31, 2013 and 2012:

Assets at Fair Value as of December 31, 2013

Description	Level 1	Level 2	Level 3	Total
Mutual funds:				
- Indexed funds	$9,162,051	$ -	$ -	$9,162,051
- Balanced funds	6,200,851	-	-	6,200,851
- Growth funds	10,223,058	-	-	10,223,058
- Conservative bond funds	1,352,626	-	-	1,352,626
- Money market funds	694,191	-	-	694,191
Common collective trust	-	2,628,361	-	2,628,361
Total	$27,632,777	$2,628,361	$ -	$30,261,138

Assets at Fair Value as of December 31, 2012

Description	Level 1	Level 2	Level 3	Total
Mutual funds:				
- Indexed funds	$7,762,693	$ -	$ -	$7,762,693
- Balanced funds	4,049,708	-	-	4,049,708
- Growth funds	6,969,912	-	-	6,969,912
- Conservative bond funds	1,626,140	-	-	1,626,140
- Money market funds	701,881	-	-	701,881
Common collective trust	-	2,924,780	-	2,924,780
Total	$21,110,334	$2,924,780	$ -	$24,035,114

5. INVESTMENT CONTRACTS

The investment in the Vanguard Retirement Savings Trust is a common collective trust fund (the "Trust") and is a fully benefit-responsive investment contract. The Trust provides for the collective investment of assets of tax-exempt pension and profit-sharing plans, primarily in a pool of investment contracts that are issued by insurance companies and commercial banks and in contracts that are backed by bond trusts that are selected by the trustee, Vanguard Fiduciary Trust Company. The issuers' ability to meet these obligations may be affected by economic developments in their respective companies and industries.

Traditional investment contracts issued by insurance companies and banks are nontransferable, but provide for benefit-responsive withdrawals by Plan participants at contract value. For traditional investment contracts, fair value comprises the expected future cash flows for each contract discounted to present value. Contract value represents contributions made plus interest accrued at the contract rate, less withdrawals. The crediting rate on traditional contracts is typically fixed for the life of the investment.

Synthetic investment contracts consist of investments together with contracts under which a bank or other institution provides for benefit-responsive withdrawals by Plan participants at contract value. For synthetic investment contracts, the fair value comprises the aggregate market values of the underlying investments in bond funds, and the value of the wrap contracts, if any. The difference between valuation at contract value and fair value is reflected over time through the crediting rate formula provided for in the Trust's synthetic contracts. The crediting rate of the contract resets every quarter based on the performance of the underlying investment portfolio. To the extent that the Trust has unrealized gains and losses (that are accounted for, under contract value accounting, through the value of the synthetic contract), the interest crediting rate may differ from then-current market rates.

An investor currently redeeming Trust units may forgo a benefit, or avoid a loss, related to a future crediting rate different from then-current market rates.

Limitations on Contract Value Transactions: The existence of certain conditions can limit the Trust's ability to transact at contract value with issuers of its investment contracts. Specifically, any event outside the normal operation of the Trust that causes a withdrawal from an investment contract may result in a negative market value adjustment with respect to the withdrawal. Examples of such events include, but are not limited to, partial or complete legal termination of the Trust or a unit holder, tax disqualification of the Trust or unit holder, and certain Trust amendments if issuers' consent is not obtained. As of December 31, 2013, the occurrence of an event outside the normal operation of the Trust that would cause a withdrawal from an investment contract is not considered to be probable.

Plan participants eligible for a distribution or loan repayment under the Plan may sell their investment in the Trust as of any business day of the New York Stock Exchange for their full value. A Plan participant may also exchange their investment in the Trust for other investments with an investment objective different than that of the Trust, provided the funds remain in the new investment for at least 90 days. As of December 31, 2013 and 2012 there were no unfunded commitments of the Trust.

5. INVESTMENT CONTRACTS (Continued)

The average yield earned by the Trust was 1.98% and 2.22% for the years ended December 31, 2013 and 2012, respectively. The average yield earned by the Trust and paid to participants was 1.56% and 1.82% for the years ended December 31, 2013 and 2012, respectively.

6. PARTY-IN-INTEREST TRANSACTIONS

The Plan invests in shares of mutual funds managed by an affiliate of Vanguard Fiduciary Trust Company ("Vanguard"). Vanguard acts as trustee for only those investments as defined by the Plan. Transactions in such investments qualify as party-in-interest transactions which are exempt from the prohibited transaction rules.

7. PLAN TERMINATION

Although it has not expressed any intent to do so, the Company has the right under the Plan to discontinue its contributions at any time and terminate the Plan subject to the provisions of ERISA. In the event of Plan termination, participants would become 100 percent vested in their employer contributions.

8. TAX STATUS OF THE PLAN

The Plan obtained its latest determination letter on October 31, 2008, in which the Internal Revenue Service stated that the Plan, as then designed, was in compliance with the applicable requirements of the Internal Revenue Code. The Plan has been amended since receiving the determination letter. However, the Company's Plan administrator believes that the Plan is currently designed and being operated in compliance with the applicable requirements of the Internal Revenue Code.

Accounting principles generally accepted in the United States of America require Plan management to evaluate tax positions taken by the Plan and recognize a tax liability (or asset) if the Plan has taken an uncertain position that more likely than not would not be sustained upon examination by the Internal Revenue Service. The Plan administrator has analyzed the tax positions taken by the Plan, and concluded that as of December 31, 2013, there are no uncertain positions taken or expected to be taken that would require recognition of a liability (or asset) or disclosure in the financial statements. The Plan is subject to routine audits by taxing jurisdictions; however, there are currently no audits for any tax periods in progress. The Plan administrator believes that it is no longer subject to tax examinations for years prior to 2010.

9. RISKS AND UNCERTAINTIES

The Plan invests in various investment securities. Investment securities are exposed to various risks, such as interest rate, market and credit risks. Due to the level of risk associated with certain investment securities, it is at least reasonably possible that changes in the values of investment securities will occur in the near term and that such changes could materially affect participants' account balances and the amounts reported in the statement of net assets available for benefits.

The Plan invests through mutual funds in the securities of foreign companies, which involve special risks and considerations not typically associated with investing in U.S. companies. These risks include devaluation of currencies, less reliable information about issuers, different securities transaction clearance and settlement practices, and possible adverse political and economic developments. Moreover, securities of many foreign companies and their markets may be less liquid and their prices more volatile than those of securities of comparable U.S. companies.

10. RECONCILIATION OF FINANCIAL STATEMENTS TO FORM 5500

The following is a reconciliation of net assets available for benefits per the financial statements at December 31, 2013 and 2012 to the Form 5500:

	2013	2012
Net assets available for benefits, per the financial statements	$ 31,707,674	$ 25,179,361
Difference between fair value and contract value reporting for fully benefit responsive investment	71,261	147,241
Net assets available for benefits, per the Form 5500	$ 31,778,935	$ 25,326,602

The following is a reconciliation of changes in net assets available for benefits per the financial statements for the year ended December 31, 2013 to the Form 5500:

	2013
Increase in net assets available for benefits, per the financial statements	$6,528,313
Change in fair value versus contract value reporting for fully benefit responsive investment	(75,980)
Increase in net assets available for benefits, per the Form 5500	$6,452,333

APPLIED ENGINEERING MANAGEMENT CORP.
401(K) PROFIT SHARING PLAN
EMPLOYER IDENTIFICATION NUMBER 77-0113181
PLAN NUMBER 001

SCHEDULE H, LINE 4(i) - SCHEDULE OF ASSETS (HELD AT END OF YEAR)
DECEMBER 31, 2013

(a)	(b) Identity of issue, borrower, lessor or similar party	(c) Description of investment including maturity date, rate of interest, collateral, par, or maturity value	(d) Cost	(e) Current Value
*	Vanguard Admiral Treas Money Mkt	Registered Investment Company	**	$ 680,024
*	Vanguard Balanced Idx Fnd Inv Shares	Registered Investment Company	**	1,774,098
*	Vanguard Capital Opportunity	Registered Investment Company	**	2,491,773
*	Vanguard Federal Money Market	Registered Investment Company	**	14,167
*	Vanguard Growth Index Inv	Registered Investment Company	**	4,039,028
*	Vanguard Infla-Pro Secur	Registered Investment Company	**	540,862
*	Vanguard Life St Conserv Growth	Registered Investment Company	**	785,343
*	Vanguard Life St Growth Fund	Registered Investment Company	**	1,564,825
*	Vanguard Life St Income Fund	Registered Investment Company	**	363,382
*	Vanguard Life St Mod Growth	Registered Investment Company	**	1,713,202
*	Vanguard Mid-Cap Index Fund	Registered Investment Company	**	1,629,039
*	Vanguard Pacific Stk Idx	Registered Investment Company	**	127,210
*	Vanguard Selected Value	Registered Investment Company	**	955,507
*	Vanguard Short-Term Federal	Registered Investment Company	**	69,539
*	Vanguard Short-Term Treasury	Registered Investment Company	**	742,224
*	Vanguard Sm-Cap Growth Index	Registered Investment Company	**	1,148,513
*	Vanguard Sm-Cap Index Inv	Registered Investment Company	**	1,007,819
*	Vanguard Sm-Cap Value Index	Registered Investment Company	**	700,416
*	Vanguard Total Bond Mkt Index	Registered Investment Company	**	1,319,170
*	Vanguard Total Int'l Stock Index	Registered Investment Company	**	1,699,029
*	Vanguard Total Stock Mkt Inv	Registered Investment Company	**	1,085,859

APPLIED ENGINEERING MANAGEMENT CORP.
401(K) PROFIT SHARING PLAN
EMPLOYER IDENTIFICATION NUMBER 77-0113181
PLAN NUMBER 001

SCHEDULE H, LINE 4(i) - SCHEDULE OF ASSETS (HELD AT END OF YEAR)
DECEMBER 31, 2013

(a)	(b) Identity of issue, borrower, lessor or similar party	(c) Description of investment including maturity date, rate of interest, collateral, par, or maturity value	(d) Cost	(e) Current Value
*	Vanguard Value Index Inv	Registered Investment Company	**	1,593,510
*	Vanguard Windsor II Fund Inv	Registered Investment Company	**	1,588,238
*	Vanguard Retire Savings Trust***	Common/Collective Trust	**	2,557,100
*	Participant loans	4.25% - 7.75%	-0-	258,672
	Total			$30,448,549

* Party-in-interest
** Cost omitted for participant directed investments
*** The Vanguard Retirement Savings Trust has been valued at contract value for purposes of this supplemental schedule.

APPLIED ENGINEERING MANAGEMENT CORPORATION
401(K) PROFIT SHARING PLAN

Financial Statements
For the Years Ended
December 31, 2013 and 2012

APPLIED ENGINEERING MANAGEMENT CORPORATION
401(K) PROFIT SHARING PLAN

TABLE OF CONTENTS

	Page
INDEPENDENT AUDITORS' REPORT	1-2
FINANCIAL STATEMENTS:	
Statements of Net Assets Available for Benefits, December 31, 2013 and 2012	3
Statement of Changes in Net Assets Available for Benefits for the Year Ended December 31, 2013	4
Notes to Financial Statements	5-16
SUPPLEMENTAL SCHEDULE:	
Schedule H, Line 4(i) – Schedule of Assets Held (at End of Year) December 31, 2013	17-18

Farber Hass Hurley LLP
Certified Public Accountants

888 West Ventura Blvd., #A
Camarillo, CA 93010
www.fhhcpas.com

Telephone: (805) 504-8410
Facsimile: (805) 388-1300

INDEPENDENT AUDITORS' REPORT

To the Board of Trustees and Administrative Committee
of the Applied Engineering Management Corporation
401(k) Profit Sharing Plan:

Report on the Financial Statements
We were engaged to audit the accompanying financial statements of Applied Engineering Management Corporation 401(k) Profit Sharing Plan (the "Plan"), which comprise the statements of net assets available for benefits as of December 31, 2013 and 2012, and the related statement of changes in net assets available for benefits for the year ended December 31, 2013, and the related notes to the financial statements.

Management's Responsibility for the Financial Statements
Management is responsible for the preparation and fair presentation of these financial statements in accordance with accounting principles generally accepted in the United States of America; this includes the design, implementation, and maintenance of internal control relevant to the preparation and fair presentation of financial statements that are free from material misstatement, whether due to fraud or error.

Auditor's Responsibility
Our responsibility is to express an opinion on these financial statements based on conducting the audit in accordance with auditing standards generally accepted in the United States of America. Because of the matter described in the Basis for Disclaimer of Opinion paragraph, however, we were not able to obtain sufficient appropriate audit evidence to provide a basis for an audit opinion.

Basis for Disclaimer of Opinion
As permitted by 29 CFR 2520.103-8 of the Department of Labor's Rules and Regulations for Reporting and Disclosure under the Employee Retirement Income Security Act of 1974, the Plan administrator instructed us not to perform, and we did not perform, any auditing procedures with respect to the information summarized in Note 3, which was certified by the Vanguard Fiduciary Trust Company ("Vanguard"), the custodian of the Plan, except for comparing such information with the related information included in the financial statements. We have been informed by the Plan administrator that the custodian holds the Plan's investment assets and executes investment transactions. The Plan administrator has obtained a certification from the custodian, as of December 31, 2013 and 2012, and for the year ended December 31, 2013, that the information provided to the Plan administrator by the custodian is complete and accurate.

Disclaimer of Opinion
Because of the significance of the matter described in the Basis for Disclaimer of Opinion paragraph, we have not been able to obtain sufficient appropriate audit evidence to provide a basis for an audit opinion. Accordingly, we do not express an opinion on these financial statements.

Other Matter
The supplemental Schedule H, Line 4(i) – Schedule of Assets Held (at End of Year) as of December 31, 2013, is required by the Department of Labor's Rules and Regulations for Reporting and Disclosure under the Employee Retirement Income Security Act of 1974 and is presented for the purpose of additional analysis and is not a required part of the financial statements. Because of the significance of the matter described in the Basis for Disclaimer of Opinion paragraph, we do not express an opinion on this supplemental schedule.

Report on Form and Content in Compliance With Department of Labor Rules and Regulations
The form and content of the information included in the financial statements and supplemental schedule, other than that derived from the information certified by the custodian, have been audited by us in accordance with auditing standards generally accepted in the United States of America and, in our opinion, are presented in compliance with the Department of Labor's Rules and Regulations for Reporting and Disclosure under the Employee Retirement Income Security Act of 1974.



September 30, 2014
Camarillo, California

APPLIED ENGINEERING MANAGEMENT CORPORATION 401(K) PROFIT SHARING PLAN
STATEMENTS OF NET ASSETS AVAILABLE FOR BENEFITS
DECEMBER 31, 2013 AND 2012

	2013	2012
ASSETS		
Investments at fair value:		
Registered investment companies	$ 27,632,777	$ 21,110,334
Common collective trust	2,628,361	2,924,780
Total investments, at fair value	30,261,138	24,035,114
Receivables:		
Contributions receivable – employer	1,259,125	1,169,760
Notes receivable from participants	258,672	121,728
Total receivables	1,517,797	1,291,488
NET ASSETS REFLECTING INVESTMENTS AT FAIR VALUE	31,778,935	25,326,602
Adjustment from fair value to contract value for fully benefit-responsive investment contracts	(71,261)	(147,241)
NET ASSETS AVAILABLE FOR BENEFITS	$ 31,707,674	$ 25,179,361

See accompanying notes to the financial statements.

APPLIED ENGINEERING MANAGEMENT CORPORATION 401(K) PROFIT SHARING PLAN
STATEMENT OF CHANGES IN NET ASSETS AVAILABLE FOR BENEFITS
FOR THE YEAR ENDED DECEMBER 31, 2013

ADDITIONS:	
Investment income:	
Net appreciation in fair value of investments	$ 4,352,879
Interest and dividends	608,896
Total investment income	4,961,775
Interest income on notes receivable from participants	8,557
Contributions:	
Employer	1,259,125
Participant	1,620,422
Total contributions	2,879,547
Total additions	7,849,879
DEDUCTIONS:	
Benefits paid to participants	1,321,416
Administrative expenses	150
Total deductions	1,321,566
NET INCREASE	6,528,313
NET ASSETS AVAILABLE FOR BENEFITS:	
BEGINNING OF YEAR	25,179,361
END OF YEAR	$ 31,707,674

See accompanying notes to the financial statements.

1. PLAN DESCRIPTION

The following description of the Applied Engineering Management Corporation (the "Company") 401(k) Profit Sharing Plan (the "Plan") provides only general information. Participants should refer to the Plan agreement for a more complete description of the Plan's provisions.

General - The Plan is a defined contribution plan established on January 1, 1993 covering all employees of the Company except on-call, per-diem and leased employees. Eligible employees of any age may enroll in the Plan upon being hired. The Plan is subject to the provisions of the Employee Retirement Income Security Act of 1974 ("ERISA"). The Board of Trustees is responsible for oversight of the Plan. The Administrative Committee determines the appropriateness of the Plan's investment offerings, monitors investment performance and reports to the Plan's Board of Trustees.

Contributions - Each year, participants may contribute up to 100% of their pre-tax annual compensation, as defined in the Plan. Participants aged 50 or older by the Plan year-end, may make additional catch-up contributions. Participants may also contribute amounts representing distributions (rollovers) from other qualified retirement plans. Participants may change their contribution amount at any time. Contributions are subject to certain IRS limitations.

As defined in the Plan, the Company may make elective profit-sharing contributions at its sole discretion. To be eligible for any profit-sharing contributions, a participant must be employed by the Company on the last day of the year for which the contribution is determined unless the participant has died or separated from service due to disability or attaining normal retirement age. Participants eligible for the profit-sharing contribution receive a pro rata allocation based on the ratio of their salary to the salary of all participants eligible to receive the profit-sharing contribution. The Company elected to make profit-sharing contributions of $1,259,125 for 2013.

Participants may direct contributions to their accounts in any combination of twenty-three mutual funds and a trust that invests in high-quality fixed income securities with financial backing from insurance companies and banks that enable it to maintain a constant $1 per share net asset value.

Participant Accounts – Each participant's account is credited with the participant's contributions, employer contributions, rollovers from other plans and allocations of Plan earnings. Allocations are based on participants' earnings, account balances, or specific participant transactions as defined. The benefit to which a participant is entitled is the benefit that can be provided from the participant's vested account.

1. PLAN DESCRIPTION (Continued)

Vesting – Participants are immediately 100% vested in employee deferrals and rollover contributions, plus actual earnings thereon. Employer profit sharing contributions and actual earnings thereon are subject to vesting as follows:

Years of Service for Vesting	Vesting Percentage
Less than 1 year	0%
1 year	25%
2 years	50%
3 years	75%
4 years	100%

For a year of service to count for purposes of calculating vesting, a participant must provide 1,000 hours of service. All years of service which meet this requirement are counted in calculating the vesting percentage.

If a participant dies, suffers a disability, or has attained the normal retirement age of 65, the participant becomes 100% vested in all profit sharing contributions.

Notes Receivable from Participants – Participant loans are permitted in accordance with terms specified in the Plan document. Participants may borrow between $1,000 and the lesser of 50% of their vested account balance or $50,000 minus the highest balance of any outstanding loan in the immediately preceding one year period. Loans are fully secured by the participant's vested balance and are allowed for any purpose. Loans bear interest equal to the Prime Rate plus 1%. Participants may apply for one loan per year and have only one loan outstanding at any given time. The maximum loan term is five years unless the loan is used to purchase a principal residence, in which case the maximum term is thirty years.

Repayment is made via after-tax payroll deductions or through direct payment by the borrower. The procedure for determining the loan interest rate is subject to change at the Company's discretion.

Payment of Benefits – On termination of service due to death disability, or retirement, a participant may elect to receive either a lump-sum amount equal to the value of the participant's vested interest in his or her account balance or annual installments. For termination of service for other reasons, a participant may receive the value of the vested interest in his or her account as a lump-sum distribution. The Plan also provides for hardship withdrawals from a participant's account for immediate and heavy financial needs, as defined by the Plan document, subject to certain limitations.

The Plan provides that if a terminated participant's vested account balance is $1,000 or less and the participant does not provide an election to have the balance distributed or rolled over, the balance can be distributed as a lump-sum payment to that participant by the Company.

1. PLAN DESCRIPTION (Continued)

For terminated participants with a vested account balance between $1,001 and $5,000 and who do not provide an election to distribute or roll over their account, the Company may have that balance distributed from the Plan and into an account managed by the custodian for the participant.

Forfeitures – At December 31, 2013 and 2012, forfeited non-vested accounts totaled $22,602 and $30,068, respectively. These accounts must be reallocated to remaining eligible participants, used to pay administrative expenses, or used to restore the accounts of participants who return as employees of the Company after a break in service and who had previously forfeited amounts. During 2013, forfeitures totaling $15,176 were credited to eligible participant accounts.

2. SUMMARY OF ACCOUNTING POLICIES

Basis of Accounting

The financial statements of the Plan are prepared on the accrual basis of accounting.

Investment contracts held by a defined contribution plan are required to be reported at fair value. However, contract value is the relevant measurement attribute for that portion of the net assets available for benefits of a defined contribution plan attributable to fully benefit- responsive investment contracts because contract value is the amount participants would receive if they were to initiate permitted transactions under the terms of the Plan. The Statements of Net Assets Available for Benefits present the fair value of the investment contracts as well as the adjustment of the fully benefit-responsive investment contracts from fair value to contract value. The Statement of Changes in Net Assets Available for Benefits is prepared using the contract value basis for fully benefit-responsive investment contracts.

Use of Estimates

The preparation of financial statements in accordance with accounting principles generally accepted in the United States of America requires management to make estimates and assumptions that affect the reported amounts of assets and liabilities and changes therein, and disclosure of contingent assets and liabilities. Actual results could differ from those estimates.

Investment Valuation and Income Recognition

Investments are reported at fair value. Fair value is the price that would be received to sell an asset or paid to transfer a liability in an orderly transaction between market participants at the measurement date. The Plan's Administrative Committee determines the Plan's valuation policies utilizing information provided by the investment advisers and the Plan's custodian. See Note 4 for discussion of fair value measurements.

Purchases and sales of investments are recorded on a trade-date basis. Interest income is accrued when earned. Dividend income is recorded on the ex-dividend date. Net appreciation includes the Plan's gains and losses on investments bought and sold as well as held during the year.

2. SUMMARY OF ACCOUNTING POLICIES (Continued)

Notes Receivable from Participants
Notes receivable from participants are measured at their unpaid principal balance plus any accrued but unpaid interest. Interest income is recorded on the accrual basis. Related fees are recorded as administrative expenses and are expensed when they are incurred. No allowance for credit losses has been recorded as of December 31, 2013 and 2012. Delinquent notes receivables from participants are recorded as a distribution based upon the terms of the Plan document.

Payment of Benefits
Benefits are recorded when paid.

Expenses
Substantially all expenses of maintaining the Plan are paid directly by the Company and are excluded from these financial statements. Fees related to the administration of notes receivable from participants are charged directly to the participant's account and are included in administrative expenses. Investment related expenses are included in net appreciation in fair value of investments.

Subsequent Events
The Plan has evaluated subsequent events through September 30, 2014, the date the financial statements were available to be issued.

3. INFORMATION CERTIFIED BY THE INVESTMENT CUSTODIAN (Unaudited)

The Plan administrator has elected the method of compliance as permitted by Section 29 CFR 2520.103-8 of the Department of Labor's Rules and Regulations for Reporting and Disclosure under ERISA. Accordingly, as permitted under such election, the following investment information was certified by Vanguard, the custodian, and was not subjected to any auditing procedures performed by the independent public accountants:

3. INFORMATION CERTIFIED BY THE INVESTMENT CUSTODIAN (Unaudited) (Continued)

- Fair value of investments as shown in the Statements of Net Assets Available for Benefits as of December 31, 2013 and 2012 which total $30,261,138 and $24,035,114, respectively.

- Net appreciation in fair value of investments as shown in the Statement of Changes in Net Assets Available for Benefits for the year ended December 31, 2013 of $4,352,879.

- Schedule of assets held for investment purposes as of December 31, 2013 as shown on Schedule H, Line 4(i) – Schedule of Assets (Held at End of Year).

- Notes receivable from participants as shown in the Statements of Net Assets Available for Benefits as of December 31, 2013 and 2012 which total $258,672 and $121,728, respectively, and interest income on notes receivable from participants as shown in the Statement of Changes in Net Assets Available for Benefits totaling $8,557 for the year ended December 31, 2013.

Investments representing over 5% or more of the Plan's net assets at market value as of December 31 are:

Description	2013
Vanguard Retirement Savings Trust	$2,557,100
Vanguard Growth Index Fund	$4,039,029
Vanguard Capital Opportunity Fund	$2,491,773
Vanguard Balanced Index Fund	$1,774,098
Vanguard LifeStrategy Moderate Growth Fund	$1,713,203
Vanguard Total International Stock Index Fund	$1,699,029
Vanguard Mid-Cap Index Fund	$1,629,039
Vanguard Value Index Fund	$1,593,510

Description	2012
Vanguard Growth Index Fund Investor Shares	$2,897,292
Vanguard Retirement Savings Trust	$2,777,539
Vanguard Total International Stock Index Fund	$1,787,379
Vanguard Total Bond Market Index Fund	$1,670,935
Vanguard Capital Opportunity Fund Investor Shares	$1,612,135
Vanguard Value Index Fund Investor Shares	$1,326,580

During 2013, the Plan's registered investment company investments (including gains and losses on investments bought and sold, as well as held during the year) appreciated in value by $4,352,879.

4. FAIR VALUE MEASUREMENTS

The framework for measuring fair value provides a fair value hierarchy that prioritizes the inputs to valuation techniques used to measure fair value. The hierarchy gives the highest priority to unadjusted quoted prices in active markets for identical assets or liabilities (level 1) and the lowest priority to unobservable inputs (level 3). The three levels of the fair value hierarchy under FASB ASC 820 are described as follows:

Level 1	Inputs to the valuation methodology are unadjusted quoted prices for identical assets or liabilities in active markets that the Plan has the ability to access.
Level 2	Inputs to the valuation methodology include: • quoted prices for similar assets or liabilities in active markets; • quoted prices for identical or similar assets or liabilities in inactive markets; • inputs other than quoted prices that are observable for the asset or liability; • inputs that are derived principally from or corroborated by observable market data by correlation or other means.

If the asset or liability has a specified (contractual) term, the level 2 input must be observable for substantially the full term of the asset or liability.

Level 3	Inputs to the valuation methodology are unobservable and significant to the fair value measurement.

The asset or liability's fair value measurement level within the fair value hierarchy is based on the lowest level of any input that is significant to the fair value measurement. Valuation techniques maximize the use of relevant observable inputs and minimize the use of unobservable inputs.

Following is a description of the valuation methodologies used for assets measured at fair value. There have been no changes in the methodologies used at December 31, 2013 and 2012.

Registered investment companies (mutual funds): Valued at the daily closing price as reported by the fund. Mutual funds held by the Plan are open-end mutual funds that are registered with the Securities and Exchange Commission. These funds are required to publish their daily net asset value (NAV) and to transact at that price. The mutual funds held by the Plan are deemed to be actively traded.

Common collective trust: Valued at the NAV of units of the Vanguard Retirement Savings Trust. The NAV, as provided by the trustee, is used as a practical expedient to estimate fair value. The NAV is based on the fair value of the underlying investment held by the common collective trust fund less its liabilities. This practical expedient is not used when it is determined to be probable that the fund will sell the investment for an amount different than the reported NAV. Participant transactions (purchases and sales) may occur daily. Were the Plan to initiate a full redemption of the common collective trust, the investment adviser reserves the right to temporarily delay the withdrawal from the trust in order to ensure that securities liquidations will be carried out in an orderly business manner.

4. FAIR VALUE MEASUREMENTS (continued)

The following table sets forth by level, within the fair value hierarchy, the Plan's assets at fair value as of December 31, 2013 and 2012:

Assets at Fair Value as of December 31, 2013

Description	Level 1	Level 2	Level 3	Total
Mutual funds:				
- Indexed funds	$9,162,051	$ -	$ -	$9,162,051
- Balanced funds	6,200,851	-	-	6,200,851
- Growth funds	10,223,058	-	-	10,223,058
- Conservative bond funds	1,352,626	-	-	1,352,626
- Money market funds	694,191	-	-	694,191
Common collective trust	-	2,628,361	-	2,628,361
Total	$27,632,777	$2,628,361	$ -	$30,261,138

Assets at Fair Value as of December 31, 2012

Description	Level 1	Level 2	Level 3	Total
Mutual funds:				
- Indexed funds	$7,762,693	$ -	$ -	$7,762,693
- Balanced funds	4,049,708	-	-	4,049,708
- Growth funds	6,969,912	-	-	6,969,912
- Conservative bond funds	1,626,140	-	-	1,626,140
- Money market funds	701,881	-	-	701,881
Common collective trust	-	2,924,780	-	2,924,780
Total	$21,110,334	$2,924,780	$ -	$24,035,114

5. INVESTMENT CONTRACTS

The investment in the Vanguard Retirement Savings Trust is a common collective trust fund (the "Trust") and is a fully benefit-responsive investment contract. The Trust provides for the collective investment of assets of tax-exempt pension and profit-sharing plans, primarily in a pool of investment contracts that are issued by insurance companies and commercial banks and in contracts that are backed by bond trusts that are selected by the trustee, Vanguard Fiduciary Trust Company. The issuers' ability to meet these obligations may be affected by economic developments in their respective companies and industries.

Traditional investment contracts issued by insurance companies and banks are nontransferable, but provide for benefit-responsive withdrawals by Plan participants at contract value. For traditional investment contracts, fair value comprises the expected future cash flows for each contract discounted to present value. Contract value represents contributions made plus interest accrued at the contract rate, less withdrawals. The crediting rate on traditional contracts is typically fixed for the life of the investment.

Synthetic investment contracts consist of investments together with contracts under which a bank or other institution provides for benefit-responsive withdrawals by Plan participants at contract value. For synthetic investment contracts, the fair value comprises the aggregate market values of the underlying investments in bond funds, and the value of the wrap contracts, if any. The difference between valuation at contract value and fair value is reflected over time through the crediting rate formula provided for in the Trust's synthetic contracts. The crediting rate of the contract resets every quarter based on the performance of the underlying investment portfolio. To the extent that the Trust has unrealized gains and losses (that are accounted for, under contract value accounting, through the value of the synthetic contract), the interest crediting rate may differ from then-current market rates.

An investor currently redeeming Trust units may forgo a benefit, or avoid a loss, related to a future crediting rate different from then-current market rates.

Limitations on Contract Value Transactions: The existence of certain conditions can limit the Trust's ability to transact at contract value with issuers of its investment contracts. Specifically, any event outside the normal operation of the Trust that causes a withdrawal from an investment contract may result in a negative market value adjustment with respect to the withdrawal. Examples of such events include, but are not limited to, partial or complete legal termination of the Trust or a unit holder, tax disqualification of the Trust or unit holder, and certain Trust amendments if issuers' consent is not obtained. As of December 31, 2013, the occurrence of an event outside the normal operation of the Trust that would cause a withdrawal from an investment contract is not considered to be probable.

Plan participants eligible for a distribution or loan repayment under the Plan may sell their investment in the Trust as of any business day of the New York Stock Exchange for their full value. A Plan participant may also exchange their investment in the Trust for other investments with an investment objective different than that of the Trust, provided the funds remain in the new investment for at least 90 days. As of December 31, 2013 and 2012 there were no unfunded commitments of the Trust.

5. INVESTMENT CONTRACTS (Continued)

The average yield earned by the Trust was 1.98% and 2.22% for the years ended December 31, 2013 and 2012, respectively. The average yield earned by the Trust and paid to participants was 1.56% and 1.82% for the years ended December 31, 2013 and 2012, respectively.

6. PARTY-IN-INTEREST TRANSACTIONS

The Plan invests in shares of mutual funds managed by an affiliate of Vanguard Fiduciary Trust Company ("Vanguard"). Vanguard acts as trustee for only those investments as defined by the Plan. Transactions in such investments qualify as party-in-interest transactions which are exempt from the prohibited transaction rules.

7. PLAN TERMINATION

Although it has not expressed any intent to do so, the Company has the right under the Plan to discontinue its contributions at any time and terminate the Plan subject to the provisions of ERISA. In the event of Plan termination, participants would become 100 percent vested in their employer contributions.

8. TAX STATUS OF THE PLAN

The Plan obtained its latest determination letter on October 31, 2008, in which the Internal Revenue Service stated that the Plan, as then designed, was in compliance with the applicable requirements of the Internal Revenue Code. The Plan has been amended since receiving the determination letter. However, the Company's Plan administrator believes that the Plan is currently designed and being operated in compliance with the applicable requirements of the Internal Revenue Code.

Accounting principles generally accepted in the United States of America require Plan management to evaluate tax positions taken by the Plan and recognize a tax liability (or asset) if the Plan has taken an uncertain position that more likely than not would not be sustained upon examination by the Internal Revenue Service. The Plan administrator has analyzed the tax positions taken by the Plan, and concluded that as of December 31, 2013, there are no uncertain positions taken or expected to be taken that would require recognition of a liability (or asset) or disclosure in the financial statements. The Plan is subject to routine audits by taxing jurisdictions; however, there are currently no audits for any tax periods in progress. The Plan administrator believes that it is no longer subject to tax examinations for years prior to 2010.

9. RISKS AND UNCERTAINTIES

The Plan invests in various investment securities. Investment securities are exposed to various risks, such as interest rate, market and credit risks. Due to the level of risk associated with certain investment securities, it is at least reasonably possible that changes in the values of investment securities will occur in the near term and that such changes could materially affect participants' account balances and the amounts reported in the statement of net assets available for benefits.

The Plan invests through mutual funds in the securities of foreign companies, which involve special risks and considerations not typically associated with investing in U.S. companies. These risks include devaluation of currencies, less reliable information about issuers, different securities transaction clearance and settlement practices, and possible adverse political and economic developments. Moreover, securities of many foreign companies and their markets may be less liquid and their prices more volatile than those of securities of comparable U.S. companies.

10. RECONCILIATION OF FINANCIAL STATEMENTS TO FORM 5500

The following is a reconciliation of net assets available for benefits per the financial statements at December 31, 2013 and 2012 to the Form 5500:

	2013	2012
Net assets available for benefits, per the financial statements	$ 31,707,674	$ 25,179,361
Difference between fair value and contract value reporting for fully benefit responsive investment	71,261	147,241
Net assets available for benefits, per the Form 5500	$ 31,778,935	$ 25,326,602

The following is a reconciliation of changes in net assets available for benefits per the financial statements for the year ended December 31, 2013 to the Form 5500:

	2013
Increase in net assets available for benefits, per the financial statements	$6,528,313
Change in fair value versus contract value reporting for fully benefit responsive investment	(75,980)
Increase in net assets available for benefits, per the Form 5500	$6,452,333

APPLIED ENGINEERING MANAGEMENT CORP.
401(K) PROFIT SHARING PLAN
EMPLOYER IDENTIFICATION NUMBER 77-0113181
PLAN NUMBER 001

SCHEDULE H, LINE 4(i) - SCHEDULE OF ASSETS (HELD AT END OF YEAR)
DECEMBER 31, 2013

(a)	(b) Identity of issue, borrower, lessor or similar party	(c) Description of investment including maturity date, rate of interest, collateral, par, or maturity value	(d) Cost	(e) Current Value
*	Vanguard Admiral Treas Money Mkt	Registered Investment Company	**	$ 680,024
*	Vanguard Balanced Idx Fnd Inv Shares	Registered Investment Company	**	1,774,098
*	Vanguard Capital Opportunity	Registered Investment Company	**	2,491,773
*	Vanguard Federal Money Market	Registered Investment Company	**	14,167
*	Vanguard Growth Index Inv	Registered Investment Company	**	4,039,028
*	Vanguard Infla-Pro Secur	Registered Investment Company	**	540,862
*	Vanguard Life St Conserv Growth	Registered Investment Company	**	785,343
*	Vanguard Life St Growth Fund	Registered Investment Company	**	1,564,825
*	Vanguard Life St Income Fund	Registered Investment Company	**	363,382
*	Vanguard Life St Mod Growth	Registered Investment Company	**	1,713,202
*	Vanguard Mid-Cap Index Fund	Registered Investment Company	**	1,629,039
*	Vanguard Pacific Stk Idx	Registered Investment Company	**	127,210
*	Vanguard Selected Value	Registered Investment Company	**	955,507
*	Vanguard Short-Term Federal	Registered Investment Company	**	69,539
*	Vanguard Short-Term Treasury	Registered Investment Company	**	742,224
*	Vanguard Sm-Cap Growth Index	Registered Investment Company	**	1,148,513
*	Vanguard Sm-Cap Index Inv	Registered Investment Company	**	1,007,819
*	Vanguard Sm-Cap Value Index	Registered Investment Company	**	700,416
*	Vanguard Total Bond Mkt Index	Registered Investment Company	**	1,319,170
*	Vanguard Total Int'l Stock Index	Registered Investment Company	**	1,699,029
*	Vanguard Total Stock Mkt Inv	Registered Investment Company	**	1,085,859

APPLIED ENGINEERING MANAGEMENT CORP.
401(K) PROFIT SHARING PLAN
EMPLOYER IDENTIFICATION NUMBER 77-0113181
PLAN NUMBER 001

SCHEDULE H, LINE 4(i) - SCHEDULE OF ASSETS (HELD AT END OF YEAR)
DECEMBER 31, 2013

(a)	(b) Identity of issue, borrower, lessor or similar party	(c) Description of investment including maturity date, rate of interest, collateral, par, or maturity value	(d) Cost	(e) Current Value
*	Vanguard Value Index Inv	Registered Investment Company	**	1,593,510
*	Vanguard Windsor II Fund Inv	Registered Investment Company	**	1,588,238
*	Vanguard Retire Savings Trust***	Common/Collective Trust	**	2,557,100
*	Participant loans	4.25% - 7.75%	-0-	258,672
	Total			$30,448,549

* Party-in-interest
** Cost omitted for participant directed investments
*** The Vanguard Retirement Savings Trust has been valued at contract value for purposes of this supplemental schedule.