Form 5500

Department of the Treasury
Internal Revenue Service

Department of Labor
Employee Benefits Security Administration

Pension Benefit Guaranty Corporation

Annual Return/Report of Employee Benefit Plan

This form is required to be filed for employee benefit plans under sections 104 and 4065 of the Employee Retirement Income Security Act of 1974 (ERISA) and sections 6047(e), 6057(b), and 6058(a) of the Internal Revenue Code (the Code).

▶ **Complete all entries in accordance with the instructions to the Form 5500.**

OMB Nos. 1210-0110
1210-0089

2014

This Form is Open to Public Inspection

Part I Annual Report Identification Information

For calendar plan year 2014 or fiscal plan year beginning 01/01/2014 and ending 12/31/2014

A This return/report is for:
- [ ] a multiemployer plan;
- [ ] a multiple-employer plan (Filers checking this box must attach a list of participating employer information in accordance with the form instructions); or
- [X] a single-employer plan;
- [ ] a DFE (specify) ____

B This return/report is:
- [ ] the first return/report;
- [ ] the final return/report;
- [ ] an amended return/report;
- [ ] a short plan year return/report (less than 12 months).

C If the plan is a collectively-bargained plan, check here. . . . . ▶ [ ]

D Check box if filing under:
- [X] Form 5558;
- [ ] automatic extension;
- [ ] the DFVC program;
- [ ] special extension (enter description)

Part II Basic Plan Information—enter all requested information

1a Name of plan
PRP WINE INTERNATIONAL 401(K) PLAN

1b Three-digit plan number (PN) ▶ 001

1c Effective date of plan 01/01/2005

2a Plan sponsor's name and address; include room or suite number (employer, if for a single-employer plan)
PRP WINE INTERNATIONAL, INC.

1323 BOND STREET
SUITE 179
NAPERVILLE, IL 60563

2b Employer Identification Number (EIN)
36-3638805

2c Plan Sponsor's telephone number
630-995-4500

2d Business code (see instructions)
445310

Caution: A penalty for the late or incomplete filing of this return/report will be assessed unless reasonable cause is established.

Under penalties of perjury and other penalties set forth in the instructions, I declare that I have examined this return/report, including accompanying schedules, statements and attachments, as well as the electronic version of this return/report, and to the best of my knowledge and belief, it is true, correct, and complete.

SIGN HERE	Filed with authorized/valid electronic signature.	10/06/2015	MICHAEL MCKEE
	Signature of plan administrator	Date	Enter name of individual signing as plan administrator
SIGN HERE			
	Signature of employer/plan sponsor	Date	Enter name of individual signing as employer or plan sponsor
SIGN HERE			
	Signature of DFE	Date	Enter name of individual signing as DFE

Preparer's name (including firm name, if applicable) and address (include room or suite number) (optional)

Preparer's telephone number (optional)

3a Plan administrator's name and address [X] Same as Plan Sponsor	**3b** Administrator's EIN	
	3c Administrator's telephone number	
4 If the name and/or EIN of the plan sponsor has changed since the last return/report filed for this plan, enter the name, EIN and the plan number from the last return/report:	**4b** EIN	
a Sponsor's name	**4c** PN	
5 Total number of participants at the beginning of the plan year	**5**	178
6 Number of participants as of the end of the plan year unless otherwise stated (welfare plans complete only lines **6a(1), 6a(2), 6b, 6c,** and **6d**).		
a(1) Total number of active participants at the beginning of the plan year	**6a(1)**	161
a(2) Total number of active participants at the end of the plan year	**6a(2)**	155
b Retired or separated participants receiving benefits	**6b**	0
c Other retired or separated participants entitled to future benefits	**6c**	21
d Subtotal. Add lines **6a(2)**, **6b**, and **6c**.	**6d**	176
e Deceased participants whose beneficiaries are receiving or are entitled to receive benefits.	**6e**	0
f Total. Add lines **6d** and **6e**.	**6f**	176
g Number of participants with account balances as of the end of the plan year (only defined contribution plans complete this item)	**6g**	105
h Number of participants that terminated employment during the plan year with accrued benefits that were less than 100% vested	**6h**	0
7 Enter the total number of employers obligated to contribute to the plan (only multiemployer plans complete this item)	**7**	

8a If the plan provides pension benefits, enter the applicable pension feature codes from the List of Plan Characteristics Codes in the instructions:
2E 2F 2G 2J 2K 2T 3D 3H

b If the plan provides welfare benefits, enter the applicable welfare feature codes from the List of Plan Characteristics Codes in the instructions:

9a Plan funding arrangement (check all that apply)		**9b** Plan benefit arrangement (check all that apply)	
(1)	[ ] Insurance	**(1)**	[ ] Insurance
(2)	[ ] Code section 412(e)(3) insurance contracts	**(2)**	[ ] Code section 412(e)(3) insurance contracts
(3)	[X] Trust	**(3)**	[X] Trust
(4)	[ ] General assets of the sponsor	**(4)**	[ ] General assets of the sponsor

10 Check all applicable boxes in 10a and 10b to indicate which schedules are attached, and, where indicated, enter the number attached. (See instructions)

a Pension Schedules

- **(1)** [X] **R** (Retirement Plan Information)
- **(2)** [ ] **MB** (Multiemployer Defined Benefit Plan and Certain Money Purchase Plan Actuarial Information) - signed by the plan actuary
- **(3)** [ ] **SB** (Single-Employer Defined Benefit Plan Actuarial Information) - signed by the plan actuary

b General Schedules

- **(1)** [X] **H** (Financial Information)
- **(2)** [ ] **I** (Financial Information – Small Plan)
- **(3)** [ ] ___ **A** (Insurance Information)
- **(4)** [X] **C** (Service Provider Information)
- **(5)** [ ] **D** (DFE/Participating Plan Information)
- **(6)** [ ] **G** (Financial Transaction Schedules)

Part III Form M-1 Compliance Information (to be completed by welfare benefit plans)

11a If the plan provides welfare benefits, was the plan subject to the Form M-1 filing requirements during the plan year? (See instructions and 29 CFR 2520.101-2.) .....…… ☐ Yes ☐ No

If "Yes" is checked, complete lines 11b and 11c.

11b Is the plan currently in compliance with the Form M-1 filing requirements? (See instructions and 29 CFR 2520.101-2.) ……..... ☐ Yes ☐ No

11c Enter the Receipt Confirmation Code for the 2014 Form M-1 annual report. If the plan was not required to file the 2014 Form M-1 annual report, enter the Receipt Confirmation Code for the most recent Form M-1 that was required to be filed under the Form M-1 filing requirements. (Failure to enter a valid Receipt Confirmation Code will subject the Form 5500 filing to rejection as incomplete.)

Receipt Confirmation Code_____

SCHEDULE C (Form 5500)	Service Provider Information	OMB No. 1210-0110
Department of the Treasury Internal Revenue Service Department of Labor Employee Benefits Security Administration Pension Benefit Guaranty Corporation	This schedule is required to be filed under section 104 of the Employee Retirement Income Security Act of 1974 (ERISA). ▶ **File as an attachment to Form 5500.**	**2014** **This Form is Open to Public Inspection.**

For calendar plan year 2014 or fiscal plan year beginning 01/01/2014 and ending 12/31/2014

A Name of plan
PRP WINE INTERNATIONAL 401(K) PLAN

B Three-digit plan number (PN) ▶ 001

C Plan sponsor's name as shown on line 2a of Form 5500
PRP WINE INTERNATIONAL, INC.

D Employer Identification Number (EIN)
36-3638805

Part I Service Provider Information (see instructions)

You must complete this Part, in accordance with the instructions, to report the information required for **each person** who received, directly or indirectly, $5,000 or more in total compensation (i.e., money or anything else of monetary value) in connection with services rendered to the plan or the person's position with the plan during the plan year. If a person received **only** eligible indirect compensation for which the plan received the required disclosures, you are required to answer line 1 but are not required to include that person when completing the remainder of this Part.

1 Information on Persons Receiving Only Eligible Indirect Compensation

a Check "Yes" or "No" to indicate whether you are excluding a person from the remainder of this Part because they received only eligible indirect compensation for which the plan received the required disclosures (see instructions for definitions and conditions).. . . . . [X] Yes [ ] No

b If you answered line 1a "Yes," enter the name and EIN or address of each person providing the required disclosures for the service providers who received only eligible indirect compensation. Complete as many entries as needed (see instructions).

(b) Enter name and EIN or address of person who provided you disclosures on eligible indirect compensation

FIDELITY INVESTMENTS INSTITUTIONAL

04-2647786

(b) Enter name and EIN or address of person who provided you disclosure on eligible indirect compensation

(b) Enter name and EIN or address of person who provided you disclosures on eligible indirect compensation

(b) Enter name and EIN or address of person who provided you disclosures on eligible indirect compensation

(b) Enter name and EIN or address of person who provided you disclosures on eligible indirect compensation

(b) Enter name and EIN or address of person who provided you disclosures on eligible indirect compensation

(b) Enter name and EIN or address of person who provided you disclosures on eligible indirect compensation

(b) Enter name and EIN or address of person who provided you disclosures on eligible indirect compensation

(b) Enter name and EIN or address of person who provided you disclosures on eligible indirect compensation

(b) Enter name and EIN or address of person who provided you disclosures on eligible indirect compensation

(b) Enter name and EIN or address of person who provided you disclosures on eligible indirect compensation

(b) Enter name and EIN or address of person who provided you disclosures on eligible indirect compensation

2. Information on Other Service Providers Receiving Direct or Indirect Compensation. Except for those persons for whom you answered "Yes" to line 1a above, complete as many entries as needed to list each person receiving, directly or indirectly, $5,000 or more in total compensation (i.e., money or anything else of value) in connection with services rendered to the plan or their position with the plan during the plan year. (See instructions).

(a) Enter name and EIN or address (see instructions)

FIDELITY INVESTMENTS INSTITUTIONAL

04-2647786

(b) Service Code(s)	(c) Relationship to employer, employee organization, or person known to be a party-in-interest	(d) Enter direct compensation paid by the plan. If none, enter -0-.	(e) Did service provider receive indirect compensation? (sources other than plan or plan sponsor)	(f) Did indirect compensation include eligible indirect compensation, for which the plan received the required disclosures?	(g) Enter total indirect compensation received by service provider excluding eligible indirect compensation for which you answered "Yes" to element (f). If none, enter -0-.	(h) Did the service provider give you a formula instead of an amount or estimated amount?
37 60 64 65	RECORDKEEPER	1175	Yes [X] No [ ]	Yes [X] No [ ]	0	Yes [X] No [ ]

(a) Enter name and EIN or address (see instructions)

(b) Service Code(s)	(c) Relationship to employer, employee organization, or person known to be a party-in-interest	(d) Enter direct compensation paid by the plan. If none, enter -0-.	(e) Did service provider receive indirect compensation? (sources other than plan or plan sponsor)	(f) Did indirect compensation include eligible indirect compensation, for which the plan received the required disclosures?	(g) Enter total indirect compensation received by service provider excluding eligible indirect compensation for which you answered "Yes" to element (f). If none, enter -0-.	(h) Did the service provider give you a formula instead of an amount or estimated amount?
			Yes [ ] No [ ]	Yes [ ] No [ ]		Yes [ ] No [ ]

(a) Enter name and EIN or address (see instructions)

(b) Service Code(s)	(c) Relationship to employer, employee organization, or person known to be a party-in-interest	(d) Enter direct compensation paid by the plan. If none, enter -0-.	(e) Did service provider receive indirect compensation? (sources other than plan or plan sponsor)	(f) Did indirect compensation include eligible indirect compensation, for which the plan received the required disclosures?	(g) Enter total indirect compensation received by service provider excluding eligible indirect compensation for which you answered "Yes" to element (f). If none, enter -0-.	(h) Did the service provider give you a formula instead of an amount or estimated amount?
			Yes [ ] No [ ]	Yes [ ] No [ ]		Yes [ ] No [ ]

2. Information on Other Service Providers Receiving Direct or Indirect Compensation. Except for those persons for whom you answered "Yes" to line 1a above, complete as many entries as needed to list each person receiving, directly or indirectly, $5,000 or more in total compensation (i.e., money or anything else of value) in connection with services rendered to the plan or their position with the plan during the plan year. (See instructions).

(a) Enter name and EIN or address (see instructions)

(b) Service Code(s)	**(c)** Relationship to employer, employee organization, or person known to be a party-in-interest	**(d)** Enter direct compensation paid by the plan. If none, enter -0-.	**(e)** Did service provider receive indirect compensation? (sources other than plan or plan sponsor)	**(f)** Did indirect compensation include eligible indirect compensation, for which the plan received the required disclosures?	**(g)** Enter total indirect compensation received by service provider excluding eligible indirect compensation for which you answered "Yes" to element (f). If none, enter -0-.	**(h)** Did the service provider give you a formula instead of an amount or estimated amount?
			Yes ☐ No ☐	Yes ☐ No ☐		Yes ☐ No ☐

(a) Enter name and EIN or address (see instructions)

(b) Service Code(s)	**(c)** Relationship to employer, employee organization, or person known to be a party-in-interest	**(d)** Enter direct compensation paid by the plan. If none, enter -0-.	**(e)** Did service provider receive indirect compensation? (sources other than plan or plan sponsor)	**(f)** Did indirect compensation include eligible indirect compensation, for which the plan received the required disclosures?	**(g)** Enter total indirect compensation received by service provider excluding eligible indirect compensation for which you answered "Yes" to element (f). If none, enter -0-.	**(h)** Did the service provider give you a formula instead of an amount or estimated amount?
			Yes ☐ No ☐	Yes ☐ No ☐		Yes ☐ No ☐

(a) Enter name and EIN or address (see instructions)

(b) Service Code(s)	**(c)** Relationship to employer, employee organization, or person known to be a party-in-interest	**(d)** Enter direct compensation paid by the plan. If none, enter -0-.	**(e)** Did service provider receive indirect compensation? (sources other than plan or plan sponsor)	**(f)** Did indirect compensation include eligible indirect compensation, for which the plan received the required disclosures?	**(g)** Enter total indirect compensation received by service provider excluding eligible indirect compensation for which you answered "Yes" to element (f). If none, enter -0-.	**(h)** Did the service provider give you a formula instead of an amount or estimated amount?
			Yes ☐ No ☐	Yes ☐ No ☐		Yes ☐ No ☐

Part I Service Provider Information (continued)

3 If you reported on line 2 receipt of indirect compensation, other than eligible indirect compensation, by a service provider, and the service provider is a fiduciary or provides contract administrator, consulting, custodial, investment advisory, investment management, broker, or recordkeeping services, answer the following questions for (a) each source from whom the service provider received $1,000 or more in indirect compensation and (b) each source for whom the service provider gave you a formula used to determine the indirect compensation instead of an amount or estimated amount of the indirect compensation. Complete as many entries as needed to report the required information for each source.

(a) Enter service provider name as it appears on line 2	**(b)** Service Codes (see instructions)	**(c)** Enter amount of indirect compensation
FIDELITY INVESTMENTS INSTITUTIONAL	60	0

(d) Enter name and EIN (address) of source of indirect compensation		**(e)** Describe the indirect compensation, including any formula used to determine the service provider's eligibility for or the amount of the indirect compensation.
BLKRK EQUITY DIV A - BNY MELLON IN	P.O. BOX 9793 PROVIDENCE, RI 02940	0.25%

(a) Enter service provider name as it appears on line 2	**(b)** Service Codes (see instructions)	**(c)** Enter amount of indirect compensation
FIDELITY INVESTMENTS INSTITUTIONAL	60	0

(d) Enter name and EIN (address) of source of indirect compensation		**(e)** Describe the indirect compensation, including any formula used to determine the service provider's eligibility for or the amount of the indirect compensation.
DREYFUS S&P 500 INDX - DREYFUS TRA	200 PARK AVENUE NEW YORK, NY 10166	0.15%

(a) Enter service provider name as it appears on line 2	**(b)** Service Codes (see instructions)	**(c)** Enter amount of indirect compensation
FIDELITY INVESTMENTS INSTITUTIONAL	60	0

(d) Enter name and EIN (address) of source of indirect compensation		**(e)** Describe the indirect compensation, including any formula used to determine the service provider's eligibility for or the amount of the indirect compensation.
INVS SELECT CO A - INVESCO CANADA	P.O. BOX 219078 KANSAS CITY, MO 64121	0.35%

Part I Service Provider Information (continued)

3 If you reported on line 2 receipt of indirect compensation, other than eligible indirect compensation, by a service provider, and the service provider is a fiduciary or provides contract administrator, consulting, custodial, investment advisory, investment management, broker, or recordkeeping services, answer the following questions for (a) each source from whom the service provider received $1,000 or more in indirect compensation and (b) each source for whom the service provider gave you a formula used to determine the indirect compensation instead of an amount or estimated amount of the indirect compensation. Complete as many entries as needed to report the required information for each source.

(a) Enter service provider name as it appears on line 2	**(b)** Service Codes (see instructions)	**(c)** Enter amount of indirect compensation
FIDELITY INVESTMENTS INSTITUTIONAL	60	0

(d) Enter name and EIN (address) of source of indirect compensation	**(e)** Describe the indirect compensation, including any formula used to determine the service provider's eligibility for or the amount of the indirect compensation.
PERKINS MID CP VAL S - JANUS SERVI 43-1804048	0.25%

(a) Enter service provider name as it appears on line 2	**(b)** Service Codes (see instructions)	**(c)** Enter amount of indirect compensation
FIDELITY INVESTMENTS INSTITUTIONAL	60	0

(d) Enter name and EIN (address) of source of indirect compensation	**(e)** Describe the indirect compensation, including any formula used to determine the service provider's eligibility for or the amount of the indirect compensation.
PIM TOTAL RETURN A - BOSTON FINANC P.O. BOX 8480 BOSTON, MA 02266	0.25%

(a) Enter service provider name as it appears on line 2	**(b)** Service Codes (see instructions)	**(c)** Enter amount of indirect compensation

(d) Enter name and EIN (address) of source of indirect compensation	**(e)** Describe the indirect compensation, including any formula used to determine the service provider's eligibility for or the amount of the indirect compensation.

Part II Service Providers Who Fail or Refuse to Provide Information

4 Provide, to the extent possible, the following information for each service provider who failed or refused to provide the information necessary to complete this Schedule.

(a) Enter name and EIN or address of service provider (see instructions)	**(b)** Nature of Service Code(s)	**(c)** Describe the information that the service provider failed or refused to provide

(a) Enter name and EIN or address of service provider (see instructions)	**(b)** Nature of Service Code(s)	**(c)** Describe the information that the service provider failed or refused to provide

(a) Enter name and EIN or address of service provider (see instructions)	**(b)** Nature of Service Code(s)	**(c)** Describe the information that the service provider failed or refused to provide

(a) Enter name and EIN or address of service provider (see instructions)	**(b)** Nature of Service Code(s)	**(c)** Describe the information that the service provider failed or refused to provide

(a) Enter name and EIN or address of service provider (see instructions)	**(b)** Nature of Service Code(s)	**(c)** Describe the information that the service provider failed or refused to provide

(a) Enter name and EIN or address of service provider (see instructions)	**(b)** Nature of Service Code(s)	**(c)** Describe the information that the service provider failed or refused to provide

Part III Termination Information on Accountants and Enrolled Actuaries (see instructions)

(complete as many entries as needed)

a	Name:	**b** EIN:
c	Position:	
d	Address:	**e** Telephone:

Explanation:

a	Name:	**b** EIN:
c	Position:	
d	Address:	**e** Telephone:

Explanation:

a	Name:	**b** EIN:
c	Position:	
d	Address:	**e** Telephone:

Explanation:

a	Name:	**b** EIN:
c	Position:	
d	Address:	**e** Telephone:

Explanation:

a	Name:	**b** EIN:
c	Position:	
d	Address:	**e** Telephone:

Explanation:

SCHEDULE H (Form 5500)

Department of the Treasury
Internal Revenue Service

Department of Labor
Employee Benefits Security Administration

Pension Benefit Guaranty Corporation

Financial Information

This schedule is required to be filed under section 104 of the Employee Retirement Income Security Act of 1974 (ERISA), and section 6058(a) of the Internal Revenue Code (the Code).

▶ **File as an attachment to Form 5500.**

OMB No. 1210-0110

2014

This Form is Open to Public Inspection

For calendar plan year 2014 or fiscal plan year beginning 01/01/2014 and ending 12/31/2014

A Name of plan
PRP WINE INTERNATIONAL 401(K) PLAN

B Three-digit plan number (PN) ▶ 001

C Plan sponsor's name as shown on line 2a of Form 5500
PRP WINE INTERNATIONAL, INC.

D Employer Identification Number (EIN)
36-3638805

Part I Asset and Liability Statement

1 Current value of plan assets and liabilities at the beginning and end of the plan year. Combine the value of plan assets held in more than one trust. Report the value of the plan's interest in a commingled fund containing the assets of more than one plan on a line-by-line basis unless the value is reportable on lines 1c(9) through 1c(14). Do not enter the value of that portion of an insurance contract which guarantees, during this plan year, to pay a specific dollar benefit at a future date. **Round off amounts to the nearest dollar.** MTIAs, CCTs, PSAs, and 103-12 IEs do not complete lines 1b(1), 1b(2), 1c(8), 1g, 1h, and 1i. CCTs, PSAs, and 103-12 IEs also do not complete lines 1d and 1e. See instructions.

Assets		(a) Beginning of Year	(b) End of Year
a Total noninterest-bearing cash	1a	0	0
b Receivables (less allowance for doubtful accounts):			
(1) Employer contributions	1b(1)	0	0
(2) Participant contributions	1b(2)	0	0
(3) Other	1b(3)	0	0
c General investments:			
(1) Interest-bearing cash (include money market accounts & certificates of deposit)	1c(1)	66735	68781
(2) U.S. Government securities	1c(2)	0	0
(3) Corporate debt instruments (other than employer securities):			
(A) Preferred	1c(3)(A)	0	0
(B) All other	1c(3)(B)	0	0
(4) Corporate stocks (other than employer securities):			
(A) Preferred	1c(4)(A)	0	0
(B) Common	1c(4)(B)	0	0
(5) Partnership/joint venture interests	1c(5)	0	0
(6) Real estate (other than employer real property)	1c(6)	0	0
(7) Loans (other than to participants)	1c(7)	0	0
(8) Participant loans	1c(8)	115300	97532
(9) Value of interest in common/collective trusts	1c(9)	0	0
(10) Value of interest in pooled separate accounts	1c(10)	0	0
(11) Value of interest in master trust investment accounts	1c(11)	0	0
(12) Value of interest in 103-12 investment entities	1c(12)	0	0
(13) Value of interest in registered investment companies (e.g., mutual funds)	1c(13)	3539195	3721442
(14) Value of funds held in insurance company general account (unallocated contracts)	1c(14)		
(15) Other	1c(15)	0	0

		(a) Beginning of Year	(b) End of Year
1d Employer-related investments:			
(1) Employer securities	1d(1)	0	0
(2) Employer real property	1d(2)	0	0
e Buildings and other property used in plan operation	1e	0	0
f Total assets (add all amounts in lines 1a through 1e)	1f	3721230	3887755
Liabilities			
g Benefit claims payable	1g	0	0
h Operating payables	1h	0	0
i Acquisition indebtedness	1i	0	0
j Other liabilities	1j	0	0
k Total liabilities (add all amounts in lines 1g through1j)	1k	0	0
Net Assets			
l Net assets (subtract line 1k from line 1f)	1l	3721230	3887755

Part II Income and Expense Statement

2 Plan income, expenses, and changes in net assets for the year. Include all income and expenses of the plan, including any trust(s) or separately maintained fund(s) and any payments/receipts to/from insurance carriers. Round off amounts to the nearest dollar. MTIAs, CCTs, PSAs, and 103-12 IEs do not complete lines 2a, 2b(1)(E), 2e, 2f, and 2g.

Income		(a) Amount	(b) Total
a Contributions:			
(1) Received or receivable in cash from: **(A)** Employers	2a(1)(A)	0	
(B) Participants	2a(1)(B)	182067	
(C) Others (including rollovers)	2a(1)(C)	12731	
(2) Noncash contributions	2a(2)	0	
(3) Total contributions. Add lines **2a(1)(A), (B), (C),** and line **2a(2)**	2a(3)		194798
b Earnings on investments:			
(1) Interest:			
(A) Interest-bearing cash (including money market accounts and certificates of deposit)	2b(1)(A)	7	
(B) U.S. Government securities	2b(1)(B)	0	
(C) Corporate debt instruments	2b(1)(C)	0	
(D) Loans (other than to participants)	2b(1)(D)	0	
(E) Participant loans	2b(1)(E)	4079	
(F) Other	2b(1)(F)	0	
(G) Total interest. Add lines **2b(1)(A)** through **(F)**	2b(1)(G)		4086
(2) Dividends: **(A)** Preferred stock	2b(2)(A)	0	
(B) Common stock	2b(2)(B)	0	
(C) Registered investment company shares (e.g. mutual funds)	2b(2)(C)	256098	
(D) Total dividends. Add lines **2b(2)(A)**, **(B)**, and **(C)**	2b(2)(D)		256098
(3) Rents	2b(3)		0
(4) Net gain (loss) on sale of assets: **(A)** Aggregate proceeds	2b(4)(A)	0	
(B) Aggregate carrying amount (see instructions)	2b(4)(B)	0	
(C) Subtract line **2b(4)(B)** from line **2b(4)(A)** and enter result	2b(4)(C)		0
(5) Unrealized appreciation (depreciation) of assets: **(A)** Real estate	2b(5)(A)	0	
(B) Other	2b(5)(B)	0	
(C) Total unrealized appreciation of assets. Add lines **2b(5)(A)** and **(B)**	2b(5)(C)		0

		(a) Amount	(b) Total
(6) Net investment gain (loss) from common/collective trusts	2b(6)		0
(7) Net investment gain (loss) from pooled separate accounts	2b(7)		0
(8) Net investment gain (loss) from master trust investment accounts	2b(8)		0
(9) Net investment gain (loss) from 103-12 investment entities	2b(9)		0
(10) Net investment gain (loss) from registered investment companies (e.g., mutual funds)	2b(10)		-70226
c Other income	2c		0
d Total income. Add all **income** amounts in column (b) and enter total	2d		384756
Expenses			
e Benefit payment and payments to provide benefits:			
(1) Directly to participants or beneficiaries, including direct rollovers	2e(1)	217056	
(2) To insurance carriers for the provision of benefits	2e(2)	0	
(3) Other	2e(3)	0	
(4) Total benefit payments. Add lines **2e(1)** through **(3)**	2e(4)		217056
f Corrective distributions (see instructions)	2f		0
g Certain deemed distributions of participant loans (see instructions)	2g		0
h Interest expense	2h		0
i Administrative expenses: (1) Professional fees	2i(1)	0	
(2) Contract administrator fees	2i(2)	0	
(3) Investment advisory and management fees	2i(3)	0	
(4) Other	2i(4)	1175	
(5) Total administrative expenses. Add lines **2i(1)** through **(4)**	2i(5)		1175
j Total expenses. Add all **expense** amounts in column (b) and enter total	2j		218231
Net Income and Reconciliation			
k Net income (loss). Subtract line **2j** from line **2d**	2k		166525
l Transfers of assets:			
(1) To this plan	2l(1)		0
(2) From this plan	2l(2)		

Part III Accountant's Opinion

3 Complete lines 3a through 3c if the opinion of an independent qualified public accountant is attached to this Form 5500. Complete line 3d if an opinion is not attached.

a The attached opinion of an independent qualified public accountant for this plan is (see instructions):

(1) [ ] Unqualified **(2)** [ ] Qualified **(3)** [X] Disclaimer **(4)** [ ] Adverse

b Did the accountant perform a limited scope audit pursuant to 29 CFR 2520.103-8 and/or 103-12(d)? [X] Yes [ ] No

c Enter the name and EIN of the accountant (or accounting firm) below:

(1) Name: RODL LANGFORD DE KOCK LLP **(2)** EIN: 58-2594719

d The opinion of an independent qualified public accountant is **not attached** because:

(1) [ ] This form is filed for a CCT, PSA, or MTIA. **(2)** [ ] It will be attached to the next Form 5500 pursuant to 29 CFR 2520.104-50.

Part IV Compliance Questions

4 CCTs and PSAs do not complete Part IV. MTIAs, 103-12 IEs, and GIAs do not complete lines 4a, 4e, 4f, 4g, 4h, 4k, 4m, 4n, or 5. 103-12 IEs also do not complete lines 4j and 4l. MTIAs also do not complete line 4l.

During the plan year:

		Yes	No	Amount
a Was there a failure to transmit to the plan any participant contributions within the time period described in 29 CFR 2510.3-102? Continue to answer "Yes" for any prior year failures until fully corrected. (See instructions and DOL's Voluntary Fiduciary Correction Program.)	4a		X	
b Were any loans by the plan or fixed income obligations due the plan in default as of the close of the plan year or classified during the year as uncollectible? Disregard participant loans secured by participant's account balance. (Attach Schedule G (Form 5500) Part I if "Yes" is checked.)	4b		X	

			Yes	No	Amount
c	Were any leases to which the plan was a party in default or classified during the year as uncollectible? (Attach Schedule G (Form 5500) Part II if "Yes" is checked.)	4c		X	
d	Were there any nonexempt transactions with any party-in-interest? (Do not include transactions reported on line 4a. Attach Schedule G (Form 5500) Part III if "Yes" is checked.)	4d		X	
e	Was this plan covered by a fidelity bond?	4e	X		500000
f	Did the plan have a loss, whether or not reimbursed by the plan's fidelity bond, that was caused by fraud or dishonesty?	4f		X	
g	Did the plan hold any assets whose current value was neither readily determinable on an established market nor set by an independent third party appraiser?	4g		X	
h	Did the plan receive any noncash contributions whose value was neither readily determinable on an established market nor set by an independent third party appraiser?	4h		X	
i	Did the plan have assets held for investment? (Attach schedule(s) of assets if "Yes" is checked, and see instructions for format requirements.)	4i	X		
j	Were any plan transactions or series of transactions in excess of 5% of the current value of plan assets? (Attach schedule of transactions if "Yes" is checked, and see instructions for format requirements.)	4j		X	
k	Were all the plan assets either distributed to participants or beneficiaries, transferred to another plan, or brought under the control of the PBGC?	4k		X	
l	Has the plan failed to provide any benefit when due under the plan?	4l		X	
m	If this is an individual account plan, was there a blackout period? (See instructions and 29 CFR 2520.101-3.)	4m		X	
n	If 4m was answered "Yes," check the "Yes" box if you either provided the required notice or one of the exceptions to providing the notice applied under 29 CFR 2520.101-3.	4n		X	

5a Has a resolution to terminate the plan been adopted during the plan year or any prior plan year?
If "Yes," enter the amount of any plan assets that reverted to the employer this year..... ☐ **Yes** ☒ **No** **Amount:**

5b If, during this plan year, any assets or liabilities were transferred from this plan to another plan(s), identify the plan(s) to which assets or liabilities were transferred. (See instructions.)

5b(1) Name of plan(s)	**5b(2)** EIN(s)	**5b(3)** PN(s)

5c If the plan is a defined benefit plan, is it covered under the PBGC insurance program (see ERISA section 4021)? ..... ☐ Yes ☐ No ☐ Not determined

Part V Trust Information (optional)

6a Name of trust	**6b** Trust's EIN

SCHEDULE R (Form 5500)

Department of the Treasury
Internal Revenue Service

Department of Labor
Employee Benefits Security Administration

Pension Benefit Guaranty Corporation

Retirement Plan Information

This schedule is required to be filed under section 104 and 4065 of the Employee Retirement Income Security Act of 1974 (ERISA) and section 6058(a) of the Internal Revenue Code (the Code).

▶ **File as an attachment to Form 5500.**

OMB No. 1210-0110

2014

This Form is Open to Public Inspection.

For calendar plan year 2014 or fiscal plan year beginning 01/01/2014 and ending 12/31/2014

A Name of plan
PRP WINE INTERNATIONAL 401(K) PLAN

B Three-digit plan number (PN) ▶ 001

C Plan sponsor's name as shown on line 2a of Form 5500
PRP WINE INTERNATIONAL, INC.

D Employer Identification Number (EIN)
36-3638805

Part I Distributions

All references to distributions relate only to payments of benefits during the plan year.

1 Total value of distributions paid in property other than in cash or the forms of property specified in the instructions **1**

2 Enter the EIN(s) of payor(s) who paid benefits on behalf of the plan to participants or beneficiaries during the year (if more than two, enter EINs of the two payors who paid the greatest dollar amounts of benefits):

EIN(s): 04-6568107

Profit-sharing plans, ESOPs, and stock bonus plans, skip line 3.

3 Number of participants (living or deceased) whose benefits were distributed in a single sum, during the plan year **3**

Part II Funding Information (If the plan is not subject to the minimum funding requirements of section of 412 of the Internal Revenue Code or ERISA section 302, skip this Part)

4 Is the plan administrator making an election under Code section 412(d)(2) or ERISA section 302(d)(2)? ..... ☐ **Yes** ☐ **No** ☐ **N/A**

If the plan is a defined benefit plan, go to line 8.

5 If a waiver of the minimum funding standard for a prior year is being amortized in this plan year, see instructions and enter the date of the ruling letter granting the waiver. **Date:** Month _____ Day _____ Year _____

If you completed line 5, complete lines 3, 9, and 10 of Schedule MB and do not complete the remainder of this schedule.

6 a Enter the minimum required contribution for this plan year (include any prior year accumulated funding deficiency not waived) **6a**

b Enter the amount contributed by the employer to the plan for this plan year **6b**

c Subtract the amount in line 6b from the amount in line 6a. Enter the result (enter a minus sign to the left of a negative amount) **6c**

If you completed line 6c, skip lines 8 and 9.

7 Will the minimum funding amount reported on line 6c be met by the funding deadline? ..... ☐ **Yes** ☐ **No** ☐ **N/A**

8 If a change in actuarial cost method was made for this plan year pursuant to a revenue procedure or other authority providing automatic approval for the change or a class ruling letter, does the plan sponsor or plan administrator agree with the change? ..... ☐ **Yes** ☐ **No** ☐ **N/A**

Part III Amendments

9 If this is a defined benefit pension plan, were any amendments adopted during this plan year that increased or decreased the value of benefits? If yes, check the appropriate box. If no, check the "No" box. ..... ☐ **Increase** ☐ **Decrease** ☐ **Both** ☐ **No**

Part IV ESOPs (see instructions). If this is not a plan described under Section 409(a) or 4975(e)(7) of the Internal Revenue Code, skip this Part.

10 Were unallocated employer securities or proceeds from the sale of unallocated securities used to repay any exempt loan? ..... ☐ **Yes** ☐ **No**

11 a Does the ESOP hold any preferred stock? ..... ☐ **Yes** ☐ **No**

b If the ESOP has an outstanding exempt loan with the employer as lender, is such loan part of a "back-to-back" loan? (See instructions for definition of "back-to-back" loan.) ..... ☐ **Yes** ☐ **No**

12 Does the ESOP hold any stock that is not readily tradable on an established securities market? ..... ☐ **Yes** ☐ **No**

Part V Additional Information for Multiemployer Defined Benefit Pension Plans

13 Enter the following information for each employer that contributed more than 5% of total contributions to the plan during the plan year (measured in dollars). See instructions. *Complete as many entries as needed to report all applicable employers.*

a Name of contributing employer

b EIN **c** Dollar amount contributed by employer

d Date collective bargaining agreement expires *(If employer contributes under more than one collective bargaining agreement, check box* ☐ *and see instructions regarding required attachment. Otherwise, enter the applicable date.)* Month _____ Day _____ Year _____

e Contribution rate information *(If more than one rate applies, check this box* ☐ *and see instructions regarding required attachment. Otherwise, complete lines 13e(1) and 13e(2).)*
(1) Contribution rate (in dollars and cents) _____
(2) Base unit measure: ☐ Hourly ☐ Weekly ☐ Unit of production ☐ Other (specify):

---

a Name of contributing employer

b EIN **c** Dollar amount contributed by employer

d Date collective bargaining agreement expires *(If employer contributes under more than one collective bargaining agreement, check box* ☐ *and see instructions regarding required attachment. Otherwise, enter the applicable date.)* Month _____ Day _____ Year _____

e Contribution rate information *(If more than one rate applies, check this box* ☐ *and see instructions regarding required attachment. Otherwise, complete lines 13e(1) and 13e(2).)*
(1) Contribution rate (in dollars and cents) _____
(2) Base unit measure: ☐ Hourly ☐ Weekly ☐ Unit of production ☐ Other (specify): _____

---

a Name of contributing employer

b EIN **c** Dollar amount contributed by employer

d Date collective bargaining agreement expires *(If employer contributes under more than one collective bargaining agreement, check box* ☐ *and see instructions regarding required attachment. Otherwise, enter the applicable date.)* Month _____ Day _____ Year _____

e Contribution rate information *(If more than one rate applies, check this box* ☐ *and see instructions regarding required attachment. Otherwise, complete lines 13e(1) and 13e(2).)*
(1) Contribution rate (in dollars and cents) _____
(2) Base unit measure: ☐ Hourly ☐ Weekly ☐ Unit of production ☐ Other (specify): _____

---

a Name of contributing employer

b EIN **c** Dollar amount contributed by employer

d Date collective bargaining agreement expires *(If employer contributes under more than one collective bargaining agreement, check box* ☐ *and see instructions regarding required attachment. Otherwise, enter the applicable date.)* Month _____ Day _____ Year _____

e Contribution rate information *(If more than one rate applies, check this box* ☐ *and see instructions regarding required attachment. Otherwise, complete lines 13e(1) and 13e(2).)*
(1) Contribution rate (in dollars and cents) _____
(2) Base unit measure: ☐ Hourly ☐ Weekly ☐ Unit of production ☐ Other (specify): _____

---

a Name of contributing employer

b EIN **c** Dollar amount contributed by employer

d Date collective bargaining agreement expires *(If employer contributes under more than one collective bargaining agreement, check box* ☐ *and see instructions regarding required attachment. Otherwise, enter the applicable date.)* Month _____ Day _____ Year _____

e Contribution rate information *(If more than one rate applies, check this box* ☐ *and see instructions regarding required attachment. Otherwise, complete lines 13e(1) and 13e(2).)*
(1) Contribution rate (in dollars and cents) _____
(2) Base unit measure: ☐ Hourly ☐ Weekly ☐ Unit of production ☐ Other (specify): _____

---

a Name of contributing employer

b EIN **c** Dollar amount contributed by employer

d Date collective bargaining agreement expires *(If employer contributes under more than one collective bargaining agreement, check box* ☐ *and see instructions regarding required attachment. Otherwise, enter the applicable date.)* Month _____ Day _____ Year _____

e Contribution rate information *(If more than one rate applies, check this box* ☐ *and see instructions regarding required attachment. Otherwise, complete lines 13e(1) and 13e(2).)*
(1) Contribution rate (in dollars and cents) _____
(2) Base unit measure: ☐ Hourly ☐ Weekly ☐ Unit of production ☐ Other (specify): _____

14 Enter the number of participants on whose behalf no contributions were made by an employer as an employer of the participant for:

a The current year	**14a**	
b The plan year immediately preceding the current plan year	**14b**	
c The second preceding plan year	**14c**	

15 Enter the ratio of the number of participants under the plan on whose behalf no employer had an obligation to make an employer contribution during the current plan year to:

a The corresponding number for the plan year immediately preceding the current plan year	**15a**	
b The corresponding number for the second preceding plan year	**15b**	

16 Information with respect to any employers who withdrew from the plan during the preceding plan year:

a Enter the number of employers who withdrew during the preceding plan year	**16a**	
b If line 16a is greater than 0, enter the aggregate amount of withdrawal liability assessed or estimated to be assessed against such withdrawn employers	**16b**	

17 If assets and liabilities from another plan have been transferred to or merged with this plan during the plan year, check box and see instructions regarding supplemental information to be included as an attachment. ☐

Part VI Additional Information for Single-Employer and Multiemployer Defined Benefit Pension Plans

18 If any liabilities to participants or their beneficiaries under the plan as of the end of the plan year consist (in whole or in part) of liabilities to such participants and beneficiaries under two or more pension plans as of immediately before such plan year, check box and see instructions regarding supplemental information to be included as an attachment ☐

19 If the total number of participants is 1,000 or more, complete lines (a) through (c)

a Enter the percentage of plan assets held as:
Stock: _____% Investment-Grade Debt: _____% High-Yield Debt: _____% Real Estate: _____% Other: _____%

b Provide the average duration of the combined investment-grade and high-yield debt:
☐ 0-3 years ☐ 3-6 years ☐ 6-9 years ☐ 9-12 years ☐ 12-15 years ☐ 15-18 years ☐ 18-21 years ☐ 21 years or more

c What duration measure was used to calculate line 19(b)?
☐ Effective duration ☐ Macaulay duration ☐ Modified duration ☐ Other (specify):

Rödl & Partner



PRP WINE INTERNATIONAL 401(k) PLAN

FINANCIAL STATEMENTS
AND SUPPLEMENTAL SCHEDULE
AS OF DECEMBER 31, 2014 AND 2013
TOGETHER WITH
INDEPENDENT AUDITORS' REPORT

PRP WINE INTERNATIONAL 401(k) PLAN
TABLE OF CONTENTS
DECEMBER 31, 2014

Page(s)

INDEPENDENT AUDITORS' REPORT ..... 1 – 2

STATEMENTS OF NET ASSETS AVAILABLE FOR BENEFITS 3

STATEMENT OF CHANGES IN NET ASSETS AVAILABLE FOR BENEFITS 4

NOTES TO FINANCIAL STATEMENTS ..... 5 – 10

SCHEDULE H, LINE 4*i* – SCHEDULE OF ASSETS (HELD AT END OF YEAR) 11

All other schedules required by Section 2520.103-10 of the Department of Labor's Rules and Regulations for Reporting and Disclosure under the Employee Retirement Income Security Act of 1974 have been omitted because they are not applicable.

Rödl Langford de Kock LLP

Certified Public Accountants

Two Liberty Square
75 Beattie Place, Suite 550
Greenville, SC 29601, USA
Phone +1-864-242-2611
Fax +1-864-242-2210
E-mail info@roedlusa.com
Internet www.roedl.com/us

INDEPENDENT AUDITORS' REPORT

To the Trustee and Participants of
PRP Wine International 401(k) Plan:

Report on Financial Statements

We were engaged to audit the accompanying financial statements of PRP Wine International 401(k) Plan (the "Plan"), which comprise the statements of net assets available for benefits as of December 31, 2014 and 2013, and the related statement of changes in net assets available for benefits for the year ended December 31, 2014, and the related notes to the financial statements.

Management's Responsibility for the Financial Statements

Management is responsible for the preparation and fair presentation of these financial statements in accordance with accounting principles generally accepted in the United States of America; this includes the design, implementation, and maintenance of internal control relevant to the preparation and fair presentation of financial statements that are free from material misstatement, whether due to fraud or error.

Auditors' Responsibility

Our responsibility is to express an opinion on these financial statements based on conducting the audit in accordance with auditing standards generally accepted in the United States of America. Because of the matter described in the Basis for Disclaimer of Opinion paragraph, however, we were not able to obtain sufficient appropriate audit evidence to provide a basis for an audit opinion.

Basis for Disclaimer of Opinion

As permitted by 29 CFR 2520.103-8 of the Department of Labor's ("DOL") Rules and Regulations for Reporting and Disclosure under the Employee Retirement Income Security Act of 1974 ("ERISA"), the plan administrator instructed us not to perform, and we did not perform, any auditing procedures with respect to the information summarized in Note 3, which was certified by Fidelity Management Trust Company, (the "Custodian") the custodian of the Plan, except for comparing such information with the related information included in the financial statements. We have been informed by the plan administrator that the Custodian holds the Plan's investment assets and executes investment transactions. The plan administrator has obtained a certification from the Custodian as of December 31, 2014 and 2013, and for the year ended December 31, 2014, that the information provided to the plan administrator by the Custodian is complete and accurate.

Disclaimer of Opinion
Because of the significance of the matter described in the Basis for Disclaimer of Opinion paragraph, we have not been able to obtain sufficient appropriate audit evidence to provide a basis for an audit opinion. Accordingly, we do not express an opinion on these financial statements.

Other Matter
The supplemental schedule as of December 31, 2014 is required by ERISA and is presented for the purpose of additional analysis and is not a required part of the financial statements. Because of the significance of the matter described in the Basis for Disclaimer of Opinion paragraph, we do not express an opinion on this supplemental schedule.

Report on Form and Content in Compliance with DOL Rules and Regulations
The form and content of the information included in the financial statements and supplemental schedule, as listed in the accompanying table of contents, other than that derived from the information certified by the Custodian, has been audited by us in accordance with auditing standards generally accepted in the United States of America and, in our opinion, are presented in compliance with ERISA.

Rödl Langford de Kock LLP

Greenville, South Carolina
September 22, 2015

PRP WINE INTERNATIONAL 401(k) PLAN
STATEMENTS OF NET ASSETS AVAILABLE FOR BENEFITS
DECEMBER 31, 2014 AND 2013

	2014	2013
ASSETS		
Investments, at fair value:		
Mutual funds	$ 3,721,442	$ 3,539,195
Money market fund	68,781	66,735
	3,790,223	3,605,930
Notes receivable from participants	124,376	141,032
NET ASSETS AVAILABLE FOR BENEFITS	$ 3,914,599	$ 3,746,962

See independent auditors' report.
The accompanying notes are an integral part of these financial statements.

PRP WINE INTERNATIONAL 401(k) PLAN
STATEMENT OF CHANGES IN NET ASSETS AVAILABLE FOR BENEFITS
FOR THE YEAR ENDED DECEMBER 31, 2014

	2014
ADDITIONS TO NET ASSETS ATTRIBUTED TO:	
Investment income:	
Net appreciation in fair value of mutual funds	$ 185,872
Interest on money market fund	7
Total investment income	185,879
Interest income on notes receivable from participants	5,191
Contributions:	
Participant contributions	182,067
Participant Rollovers	12,731
Total Contributions	194,798
Total additions to net assets	385,868
DEDUCTIONS FROM NET ASSETS ATTRIBUTED TO:	
Benefits paid to participants	217,056
Administrative fees	1,175
Total deductions from net assets	218,231
NET INCREASE	167,637
NET ASSETS AVAILABLE FOR BENEFITS - BEGINNING OF YEAR	3,746,962
NET ASSETS AVAILABLE FOR BENEFITS - END OF YEAR	$ 3,914,599

See independent auditors' report.
The accompanying notes are an integral part of these financial statements.

PRP WINE INTERNATIONAL 401(k) PLAN
NOTES TO FINANCIAL STATEMENTS
DECEMBER 31, 2014 AND 2013

1. DESCRIPTION OF PLAN

The following description of PRP Wine International 401(k) Plan (the "Plan") provides only general information. Participants should refer to the Plan Document for a more complete description of the Plan's provisions.

General
The Plan is a defined contribution plan covering all employees of PRP Wine International, Inc. (the "Sponsor"), PRP Wine, Inc., and International Wine Markets, Inc. who have at least 12 months of qualified service and are 21 years old or older. The Plan became effective on January 1, 2005, and is subject to the provisions of the Employee Retirement Income Security Act of 1974, as amended ("ERISA").

Contributions
Eligible participants may contribute a percentage of compensation, as defined by the Plan. For any calendar year, elective deferrals may not exceed a specific dollar amount determined under the Internal Revenue Code ("IRC").

The Sponsor may, at its sole discretion, contribute and allocate to each eligible participant's account a percentage of the participant's elective deferrals. For the year ended December 31, 2014, the Sponsor did not make any discretionary contributions.

Investment options
The Plan's assets are held by Fidelity Management Trust Company (the "Custodian"). Under this arrangement with the Custodian and upon enrollment in the Plan, a participant may direct their contributions in any whole percentage increments in any of the available funds. Participants may change their allocation to the various investment options at any time via the internet.

Participant accounts
Each participant's account is credited with (a) the participant's contributions, (b) the Sponsor's contributions on behalf of the participant and (c) the earnings and losses of the participant's investments, and is charged with any expenses incurred as a result of transactions initiated by the participant. The benefit to which a participant is entitled is the benefit that can be provided from the participant's vested account.

Vesting
Participants are immediately vested in their contributions plus actual earnings thereon. Vesting in the Sponsor's discretionary contributions and actual earnings thereon is based on years of qualifying service. A participant is 100% vested after 3 years of credited service.

Forfeited accounts
Forfeited non-vested accounts can be used to reduce employer matching contributions or pay administrative expenses in the years following the Plan year in which the forfeiture occurs. There were no forfeitures for the year ended December 31, 2014, and no forfeitures were used to pay administrative expenses. At December 31, 2014 and 2013, accumulated forfeitures available to reduce future contributions were $651.

Notes receivable from participants
Participants may borrow from their fund accounts a minimum of $1,000 up to a maximum amount equal to the lesser of $50,000 or 50% of their vested account balance. Loan terms range from 1 to 5 years, except for loans used to acquire a primary residence which can be repaid over a maximum of 30 years. The loans are secured by the balance in the participant's account and bear interest at the Wall Street Journal Prime Rate plus 1.00%. Principal and interest are paid ratably through periodic payroll deductions. At December 31, 2014, the interest rate on outstanding loans was 4.25%. At December 31, 2013 the interest rates on

outstanding loans ranged between 4.25% and 5.25%. A participant may have a maximum of one loan outstanding at any time for a principal residence and one loan for other purposes.

Payment of benefits
Upon termination of employment, attainment of normal retirement age, or for reasons of death or disability, participants may request a lump sum distribution of their vested account. Participants still employed with the Sponsor may withdraw all or a portion of their account balance upon attainment of age 59½ or for reasons of a financial hardship, as allowed under the IRC. A participant whose vested account balance does not exceed $1,000 will receive a lump-sum distribution of the vested account balance immediately following termination.

Administrative expenses
Administrative fees associated with participant loan origination or the payout of distributions are paid by the Plan and charged to the participants' account. The Sponsor absorbs all other costs in conjunction with the Plan's administration.

2. SUMMARY OF SIGNIFICANT ACCOUNTING POLICIES

Basis of accounting
The accompanying financial statements are prepared using the accrual basis of accounting in accordance with accounting principles generally accepted in the United States of America.

Use of estimates
The preparation of financial statements in conformity with accounting principles generally accepted in the United States of America requires the Plan's management to make estimates and assumptions that affect the amounts reported in the financial statements and accompanying notes. Actual results could differ from those estimates.

Payment of benefits
Benefits are recorded when paid.

Investment valuation and income recognition
Investments are reported at fair value. Fair value is the price that would be received to sell an asset or paid to transfer a liability in an orderly transaction between market participants at the measurement date. See Note 4 for further discussion of fair value.

Interest is recorded when earned. Net appreciation/depreciation in the fair market value of mutual funds includes interest, dividends and net unrealized and realized gains and losses on investments bought, sold and held during the year.

Notes receivable from participants
Notes receivable from participants are measured at their unpaid principal balance plus any accrued but unpaid interest.

Subsequent events
The Sponsor has evaluated subsequent events through September 22, 2015, the date the financial statements were available to be issued.

3. INFORMATION PREPARED AND CERTIFIED BY THE CUSTODIAN (UNAUDITED)

The plan administrator has elected the method of compliance as permitted by 29 CFR 2520.103-8 of the United States Department of Labor's Rules and Regulations for Reporting and Disclosure under ERISA. Accordingly, as permitted under such election, the plan administrator instructed the Plan's independent auditors not to perform any auditing procedures with respect to the following information certified by the Custodian, except for comparing such information certified by the Custodian to information included in the Plan's financial statements and supplemental schedule.

The following information included in the Plan's financial statements and supplemental schedule was prepared and certified to be complete and accurate by the Custodian as of December 31, 2014 and 2013, and for the year ended December 31, 2014:

	2014	2013
Mutual funds	$ 3,721,442	$ 3,539,195
Money market fund	68,781	66,735
	$ 3,790,223	$ 3,605,930

	2014
Net appreciation in fair value of mutual funds	$ 185,872
Interest on money market fund	7
	$ 185,879

The fair market value of investments that represent 5% or more of the Plan's net assets available for benefits as of December 31, 2014 or 2013, are as follows:

	2014	2013
Fidelity Advisor Freedom 2025 A	$ 1,210,137	$ 1,117,693
Fidelity Advisor Freedom 2015 A	505,697	526,523
Fidelity Advisor Freedom 2020 A	422,843	476,068
Fidelity Advisor Freedom 2035 A	348,371	315,808
Fidelity Advisor Freedom 2030 A	343,310	312,246

4. FAIR VALUE MEASUREMENTS

Financial Accounting Standards Board ("FASB") *Accounting Standards Codification* ("ASC") 820, *Fair Value Measurements and Disclosures*, provides the framework for measuring fair value. That framework provides a fair value hierarchy that prioritizes the inputs to valuation techniques used to measure fair value. The hierarchy gives the highest priority to unadjusted quoted prices in active markets for identical assets or liabilities (level 1 measurements) and the lowest priority to unobservable inputs (level 3 measurements). The three levels of the fair value hierarchy under FASB ASC 820 are described as follows:

Level 1
Inputs to the valuation methodology are unadjusted quoted prices for identical assets or liabilities in active markets that the Plan has the ability to access.

Level 2
Inputs to the valuation methodology include:

- Quoted prices for similar assets or liabilities in active markets;

- Quoted prices for identical or similar assets or liabilities in inactive markets;
- Inputs other than quoted prices that are observable for the asset or liability;
- Inputs that are derived principally from or corroborated by observable market data by correlation or other means.

If the asset or liability has a specified (contractual) term, the level 2 input must be observable for substantially the full term of the asset or liability.

Level 3
Inputs to the valuation methodology are unobservable and significant to the fair value measurement.

The asset or liability's fair value measurement level within the fair value hierarchy is based on the lowest level of any input that is significant to the fair value measurement. Valuation techniques used need to maximize the use of observable inputs and minimize the use of unobservable inputs. Following is a description of the valuation methodologies used for assets measured at fair value. There were no changes in the methodologies used during the year ended December 31, 2014.

- Mutual funds: valued at the net asset value ("NAV") of shares held by the Plan at year end
- Money market fund: valued at the NAV of shares held by the Plan at year end

The preceding methods described may produce a fair value calculation that may not be indicative of net realizable value or reflective of future fair values. Furthermore, although the Sponsor believes its valuation methods are appropriate and consistent with other market participants, the use of different methodologies or assumptions to determine the fair value of certain financial instruments could result in a different fair value measurement at the reporting date.

The following tables set forth by level, within the fair value hierarchy, the Plan's assets at fair value as of December 31, 2014 and 2013:

	Investments at fair value as of December 31, 2014			
	Level 1	Level 2	Level 3	Total
Mutual funds:				
Target date balanced stock funds	$ 3,053,099	$ -	$ -	$ 3,053,099
Large cap stock funds	279,806	-	-	279,806
Mid cap stock funds	130,826	-	-	130,826
Small cap stock funds	84,543	-	-	84,543
High yield bond funds	64,592	-	-	64,592
International stock funds	55,070	-	-	55,070
Intermediate bond funds	45,932	-	-	45,932
Moderate allocation funds	7,574	-	-	7,574
	3,721,442	-	-	3,721,442
Money market fund:	68,781	-	-	68,781
	$ 3,790,223	$ -	$ -	$ 3,790,223

	Investments at fair value as of December 31, 2013			
	Level 1	Level 2	Level 3	Total
Mutual funds:				
Target date balanced stock funds	$ 2,938,206	$ -	$ -	$ 2,938,206
Large cap stock funds	251,525	-	-	251,525
Mid cap stock funds	115,291	-	-	115,291
International stock funds	56,950	-	-	56,950
Small cap stock funds	73,810	-	-	73,810
High yield bond funds	57,767	-	-	57,767
Intermediate bond funds	39,214	-	-	39,214
Moderate allocation funds	6,432	-	-	6,432
	3,539,195	-	-	3,539,195
Money market fund :	66,735	-	-	66,735
	$ 3,605,930	$ -	$ -	$ 3,605,930

5. RELATED PARTY TRANSACTIONS

The Sponsor incurred costs on behalf of the Plan for insurance, custodial fees and accounting costs during the year ended December 31, 2014. The Sponsor also provides recordkeeping and administrative services to the Plan at no cost.

The Plan offers investments managed by the Custodian. Accordingly, transactions in these investments qualify as party-in-interest transactions.

6. TAX STATUS

The Plan utilizes a volume submitter plan document sponsored by Fidelity Management & Research Co., who was informed by the Internal Revenue Service ("IRS") by a letter dated March 31, 2008, that the plan, as amended, is designed and being operated in accordance with applicable sections of the IRC. Though the Plan has not received a determination from the IRS, the Sponsor and the Plan's tax counsel believe that the Plan is designed and being operated in accordance with the applicable sections of the IRC. Therefore, no provision for income taxes has been included in the Plan's financial statements.

Accounting principles generally accepted in the United States of America require the Plan's management to evaluate tax positions taken by the Plan and recognize a tax liability if the Plan has taken an uncertain position that more likely than not would not be sustained upon examination by the tax authorities. The Plan is subject to routine audits by taxing jurisdictions; however, there are no audits for any tax periods in progress and the Sponsor believes that the Plan is no longer subject to income tax examinations for years prior to 2011.

7. PLAN TERMINATION

Although it has not expressed any intent to do so, the Sponsor has the right under the Plan to discontinue its contributions at any time and to terminate the Plan subject to the provisions of ERISA. In the event of Plan termination, participants will become 100% vested in their accounts.

8. RISKS AND UNCERTAINTIES

The Plan invests in various investment securities. Investment securities are exposed to various risks such as interest rate, market, and credit risks. Due to the level of risk associated with certain investment securities, it is at least reasonably possible that changes in the values of investment securities will occur in the near term and that such changes could materially affect participants' account balances and the amounts reported in the statements of net assets available for benefits.

9. RECONCILIATION OF FORM 5500 TO THE FINANCIAL STATEMENTS

The following is a reconciliation of net assets available for benefits per Form 5500 to the financial statements as of December 31, 2014 and 2013:

	2014	2013
Net assets available for benefits per Form 5500	$ 3,887,755	$ 3,721,230
Deemed distributions	26,844	25,732
Net assets available for benefits per financial statements	$ 3,914,599	$ 3,746,962

The following is a reconciliation of the changes in net assets available for benefits per Form 5500 to the financial statements for the year ended December 31, 2014:

	2014
Net increase in net assets available for benefits per Form 5500	$ 166,525
Interest on deemed distributions	1,112
Net increase in net assets available for benefits per financial statements	$ 167,637

PRP WINE INTERNATIONAL 401(k) PLAN
EIN 36-3638805; PLAN #001
SCHEDULE H, LINE 4*i* – SCHEDULE OF ASSETS (HELD AT END OF YEAR)
DECEMBER 31, 2014

(a)	(b) Identity of issue, borrower, lessor, or similar party	(c) Description of investments including maturity date, rate of interest, collateral, par, or maturity value	(d) Cost	(e) Current value
*	Fidelity Advisor Freedom 2025 A	Mutual Fund	**	$ 1,210,137
*	Fidelity Advisor Freedom 2015 A	Mutual Fund	**	505,697
*	Fidelity Advisor Freedom 2020 A	Mutual Fund	**	422,843
*	Fidelity Advisor Freedom 2035 A	Mutual Fund	**	348,371
*	Fidelity Advisor Freedom 2030 A	Mutual Fund	**	343,310
*	Fidelity Advisor New Insights A	Mutual Fund	**	138,375
	Blackrock Equity Div A	Mutual Fund	**	86,702
*	Fidelity Advisor Freedom 2045 A	Mutual Fund	**	84,904
	Perkins Midcap Value S	Mutual Fund	**	70,523
*	Fidelity Advisor Strategic Income A	Mutual Fund	**	64,592
*	Fidelity Advisor Mid Cap II A	Mutual Fund	**	60,303
*	Fidelity Advisor Small Cap A	Mutual Fund	**	58,469
*	Fidelity Advisor Freedom 2010 A	Mutual Fund	**	58,120
	Dreyfus S&P 500 Indx	Mutual Fund	**	54,729
*	Fidelity Advisor Freedom 2050 A	Mutual Fund	**	50,147
	PIMCO Total Return A	Mutual Fund	**	45,932
*	Fidelity Advisor Overseas Fund A	Mutual Fund	**	40,331
	Invesco Small Companies A	Mutual Fund	**	26,074
*	Fidelity Advisor Global Balance A	Mutual Fund	**	14,739
*	Fidelity Advisor Freedom 2040 A	Mutual Fund	**	12,924
*	Fidelity Advisor Freedom 2055 A	Mutual Fund	**	12,091
*	Fidelity Advisor Small Cap Value A	Mutual Fund	**	7,574
*	Fidelity Advisor Freedom 2005 A	Mutual Fund	**	2,758
*	Fidelity Advisor Freedom Inc A	Mutual Fund	**	1,797
				3,721,442
*	Fidelity Prime Fund	Money Market Fund	**	68,781
*	Participant Loans	Interest rate of 4.25% with maturity dates from 2015 - 2019		124,376
				$ 3,914,599

* Indicates party-in-interest in Plan.
** Cost information omitted due to participant-directed funds.

Note: Information in the above schedule, except for participant loan information, was derived from schedules certified by Fidelity Management Trust Company.

Rödl & Partner



PRP WINE INTERNATIONAL 401(k) PLAN

FINANCIAL STATEMENTS
AND SUPPLEMENTAL SCHEDULE
AS OF DECEMBER 31, 2014 AND 2013
TOGETHER WITH
INDEPENDENT AUDITORS' REPORT

PRP WINE INTERNATIONAL 401(k) PLAN
TABLE OF CONTENTS
DECEMBER 31, 2014

Page(s)

INDEPENDENT AUDITORS' REPORT ..... 1 – 2

STATEMENTS OF NET ASSETS AVAILABLE FOR BENEFITS 3

STATEMENT OF CHANGES IN NET ASSETS AVAILABLE FOR BENEFITS 4

NOTES TO FINANCIAL STATEMENTS ..... 5 – 10

SCHEDULE H, LINE 4*i* – SCHEDULE OF ASSETS (HELD AT END OF YEAR) 11

All other schedules required by Section 2520.103-10 of the Department of Labor's Rules and Regulations for Reporting and Disclosure under the Employee Retirement Income Security Act of 1974 have been omitted because they are not applicable.

Rödl Langford de Kock LLP

Certified Public Accountants

Two Liberty Square
75 Beattie Place, Suite 550
Greenville, SC 29601, USA
Phone +1-864-242-2611
Fax +1-864-242-2210
E-mail info@roedlusa.com
Internet www.roedl.com/us

INDEPENDENT AUDITORS' REPORT

To the Trustee and Participants of
PRP Wine International 401(k) Plan:

Report on Financial Statements

We were engaged to audit the accompanying financial statements of PRP Wine International 401(k) Plan (the "Plan"), which comprise the statements of net assets available for benefits as of December 31, 2014 and 2013, and the related statement of changes in net assets available for benefits for the year ended December 31, 2014, and the related notes to the financial statements.

Management's Responsibility for the Financial Statements

Management is responsible for the preparation and fair presentation of these financial statements in accordance with accounting principles generally accepted in the United States of America; this includes the design, implementation, and maintenance of internal control relevant to the preparation and fair presentation of financial statements that are free from material misstatement, whether due to fraud or error.

Auditors' Responsibility

Our responsibility is to express an opinion on these financial statements based on conducting the audit in accordance with auditing standards generally accepted in the United States of America. Because of the matter described in the Basis for Disclaimer of Opinion paragraph, however, we were not able to obtain sufficient appropriate audit evidence to provide a basis for an audit opinion.

Basis for Disclaimer of Opinion

As permitted by 29 CFR 2520.103-8 of the Department of Labor's ("DOL") Rules and Regulations for Reporting and Disclosure under the Employee Retirement Income Security Act of 1974 ("ERISA"), the plan administrator instructed us not to perform, and we did not perform, any auditing procedures with respect to the information summarized in Note 3, which was certified by Fidelity Management Trust Company, (the "Custodian") the custodian of the Plan, except for comparing such information with the related information included in the financial statements. We have been informed by the plan administrator that the Custodian holds the Plan's investment assets and executes investment transactions. The plan administrator has obtained a certification from the Custodian as of December 31, 2014 and 2013, and for the year ended December 31, 2014, that the information provided to the plan administrator by the Custodian is complete and accurate.

Disclaimer of Opinion
Because of the significance of the matter described in the Basis for Disclaimer of Opinion paragraph, we have not been able to obtain sufficient appropriate audit evidence to provide a basis for an audit opinion. Accordingly, we do not express an opinion on these financial statements.

Other Matter
The supplemental schedule as of December 31, 2014 is required by ERISA and is presented for the purpose of additional analysis and is not a required part of the financial statements. Because of the significance of the matter described in the Basis for Disclaimer of Opinion paragraph, we do not express an opinion on this supplemental schedule.

Report on Form and Content in Compliance with DOL Rules and Regulations
The form and content of the information included in the financial statements and supplemental schedule, as listed in the accompanying table of contents, other than that derived from the information certified by the Custodian, has been audited by us in accordance with auditing standards generally accepted in the United States of America and, in our opinion, are presented in compliance with ERISA.

Rödl Langford de Kock LLP

Greenville, South Carolina
September 22, 2015

PRP WINE INTERNATIONAL 401(k) PLAN
STATEMENTS OF NET ASSETS AVAILABLE FOR BENEFITS
DECEMBER 31, 2014 AND 2013

	2014	2013
ASSETS		
Investments, at fair value:		
Mutual funds	$ 3,721,442	$ 3,539,195
Money market fund	68,781	66,735
	3,790,223	3,605,930
Notes receivable from participants	124,376	141,032
NET ASSETS AVAILABLE FOR BENEFITS	$ 3,914,599	$ 3,746,962

See independent auditors' report.
The accompanying notes are an integral part of these financial statements.

PRP WINE INTERNATIONAL 401(k) PLAN
STATEMENT OF CHANGES IN NET ASSETS AVAILABLE FOR BENEFITS
FOR THE YEAR ENDED DECEMBER 31, 2014

	2014
ADDITIONS TO NET ASSETS ATTRIBUTED TO:	
Investment income:	
Net appreciation in fair value of mutual funds	$ 185,872
Interest on money market fund	7
Total investment income	185,879
Interest income on notes receivable from participants	5,191
Contributions:	
Participant contributions	182,067
Participant Rollovers	12,731
Total Contributions	194,798
Total additions to net assets	385,868
DEDUCTIONS FROM NET ASSETS ATTRIBUTED TO:	
Benefits paid to participants	217,056
Administrative fees	1,175
Total deductions from net assets	218,231
NET INCREASE	167,637
NET ASSETS AVAILABLE FOR BENEFITS - BEGINNING OF YEAR	3,746,962
NET ASSETS AVAILABLE FOR BENEFITS - END OF YEAR	$ 3,914,599

See independent auditors' report.
The accompanying notes are an integral part of these financial statements.

PRP WINE INTERNATIONAL 401(k) PLAN
NOTES TO FINANCIAL STATEMENTS
DECEMBER 31, 2014 AND 2013

1. DESCRIPTION OF PLAN

The following description of PRP Wine International 401(k) Plan (the "Plan") provides only general information. Participants should refer to the Plan Document for a more complete description of the Plan's provisions.

General
The Plan is a defined contribution plan covering all employees of PRP Wine International, Inc. (the "Sponsor"), PRP Wine, Inc., and International Wine Markets, Inc. who have at least 12 months of qualified service and are 21 years old or older. The Plan became effective on January 1, 2005, and is subject to the provisions of the Employee Retirement Income Security Act of 1974, as amended ("ERISA").

Contributions
Eligible participants may contribute a percentage of compensation, as defined by the Plan. For any calendar year, elective deferrals may not exceed a specific dollar amount determined under the Internal Revenue Code ("IRC").

The Sponsor may, at its sole discretion, contribute and allocate to each eligible participant's account a percentage of the participant's elective deferrals. For the year ended December 31, 2014, the Sponsor did not make any discretionary contributions.

Investment options
The Plan's assets are held by Fidelity Management Trust Company (the "Custodian"). Under this arrangement with the Custodian and upon enrollment in the Plan, a participant may direct their contributions in any whole percentage increments in any of the available funds. Participants may change their allocation to the various investment options at any time via the internet.

Participant accounts
Each participant's account is credited with (a) the participant's contributions, (b) the Sponsor's contributions on behalf of the participant and (c) the earnings and losses of the participant's investments, and is charged with any expenses incurred as a result of transactions initiated by the participant. The benefit to which a participant is entitled is the benefit that can be provided from the participant's vested account.

Vesting
Participants are immediately vested in their contributions plus actual earnings thereon. Vesting in the Sponsor's discretionary contributions and actual earnings thereon is based on years of qualifying service. A participant is 100% vested after 3 years of credited service.

Forfeited accounts
Forfeited non-vested accounts can be used to reduce employer matching contributions or pay administrative expenses in the years following the Plan year in which the forfeiture occurs. There were no forfeitures for the year ended December 31, 2014, and no forfeitures were used to pay administrative expenses. At December 31, 2014 and 2013, accumulated forfeitures available to reduce future contributions were $651.

Notes receivable from participants
Participants may borrow from their fund accounts a minimum of $1,000 up to a maximum amount equal to the lesser of $50,000 or 50% of their vested account balance. Loan terms range from 1 to 5 years, except for loans used to acquire a primary residence which can be repaid over a maximum of 30 years. The loans are secured by the balance in the participant's account and bear interest at the Wall Street Journal Prime Rate plus 1.00%. Principal and interest are paid ratably through periodic payroll deductions. At December 31, 2014, the interest rate on outstanding loans was 4.25%. At December 31, 2013 the interest rates on

outstanding loans ranged between 4.25% and 5.25%. A participant may have a maximum of one loan outstanding at any time for a principal residence and one loan for other purposes.

Payment of benefits
Upon termination of employment, attainment of normal retirement age, or for reasons of death or disability, participants may request a lump sum distribution of their vested account. Participants still employed with the Sponsor may withdraw all or a portion of their account balance upon attainment of age 59½ or for reasons of a financial hardship, as allowed under the IRC. A participant whose vested account balance does not exceed $1,000 will receive a lump-sum distribution of the vested account balance immediately following termination.

Administrative expenses
Administrative fees associated with participant loan origination or the payout of distributions are paid by the Plan and charged to the participants' account. The Sponsor absorbs all other costs in conjunction with the Plan's administration.

2. SUMMARY OF SIGNIFICANT ACCOUNTING POLICIES

Basis of accounting
The accompanying financial statements are prepared using the accrual basis of accounting in accordance with accounting principles generally accepted in the United States of America.

Use of estimates
The preparation of financial statements in conformity with accounting principles generally accepted in the United States of America requires the Plan's management to make estimates and assumptions that affect the amounts reported in the financial statements and accompanying notes. Actual results could differ from those estimates.

Payment of benefits
Benefits are recorded when paid.

Investment valuation and income recognition
Investments are reported at fair value. Fair value is the price that would be received to sell an asset or paid to transfer a liability in an orderly transaction between market participants at the measurement date. See Note 4 for further discussion of fair value.

Interest is recorded when earned. Net appreciation/depreciation in the fair market value of mutual funds includes interest, dividends and net unrealized and realized gains and losses on investments bought, sold and held during the year.

Notes receivable from participants
Notes receivable from participants are measured at their unpaid principal balance plus any accrued but unpaid interest.

Subsequent events
The Sponsor has evaluated subsequent events through September 22, 2015, the date the financial statements were available to be issued.

3. INFORMATION PREPARED AND CERTIFIED BY THE CUSTODIAN (UNAUDITED)

The plan administrator has elected the method of compliance as permitted by 29 CFR 2520.103-8 of the United States Department of Labor's Rules and Regulations for Reporting and Disclosure under ERISA. Accordingly, as permitted under such election, the plan administrator instructed the Plan's independent auditors not to perform any auditing procedures with respect to the following information certified by the Custodian, except for comparing such information certified by the Custodian to information included in the Plan's financial statements and supplemental schedule.

The following information included in the Plan's financial statements and supplemental schedule was prepared and certified to be complete and accurate by the Custodian as of December 31, 2014 and 2013, and for the year ended December 31, 2014:

	2014	2013
Mutual funds	$ 3,721,442	$ 3,539,195
Money market fund	68,781	66,735
	$ 3,790,223	$ 3,605,930

	2014
Net appreciation in fair value of mutual funds	$ 185,872
Interest on money market fund	7
	$ 185,879

The fair market value of investments that represent 5% or more of the Plan's net assets available for benefits as of December 31, 2014 or 2013, are as follows:

	2014	2013
Fidelity Advisor Freedom 2025 A	$ 1,210,137	$ 1,117,693
Fidelity Advisor Freedom 2015 A	505,697	526,523
Fidelity Advisor Freedom 2020 A	422,843	476,068
Fidelity Advisor Freedom 2035 A	348,371	315,808
Fidelity Advisor Freedom 2030 A	343,310	312,246

4. FAIR VALUE MEASUREMENTS

Financial Accounting Standards Board ("FASB") *Accounting Standards Codification* ("ASC") 820, *Fair Value Measurements and Disclosures*, provides the framework for measuring fair value. That framework provides a fair value hierarchy that prioritizes the inputs to valuation techniques used to measure fair value. The hierarchy gives the highest priority to unadjusted quoted prices in active markets for identical assets or liabilities (level 1 measurements) and the lowest priority to unobservable inputs (level 3 measurements). The three levels of the fair value hierarchy under FASB ASC 820 are described as follows:

Level 1
Inputs to the valuation methodology are unadjusted quoted prices for identical assets or liabilities in active markets that the Plan has the ability to access.

Level 2
Inputs to the valuation methodology include:

- Quoted prices for similar assets or liabilities in active markets;

- Quoted prices for identical or similar assets or liabilities in inactive markets;
- Inputs other than quoted prices that are observable for the asset or liability;
- Inputs that are derived principally from or corroborated by observable market data by correlation or other means.

If the asset or liability has a specified (contractual) term, the level 2 input must be observable for substantially the full term of the asset or liability.

Level 3
Inputs to the valuation methodology are unobservable and significant to the fair value measurement.

The asset or liability's fair value measurement level within the fair value hierarchy is based on the lowest level of any input that is significant to the fair value measurement. Valuation techniques used need to maximize the use of observable inputs and minimize the use of unobservable inputs. Following is a description of the valuation methodologies used for assets measured at fair value. There were no changes in the methodologies used during the year ended December 31, 2014.

- Mutual funds: valued at the net asset value ("NAV") of shares held by the Plan at year end
- Money market fund: valued at the NAV of shares held by the Plan at year end

The preceding methods described may produce a fair value calculation that may not be indicative of net realizable value or reflective of future fair values. Furthermore, although the Sponsor believes its valuation methods are appropriate and consistent with other market participants, the use of different methodologies or assumptions to determine the fair value of certain financial instruments could result in a different fair value measurement at the reporting date.

The following tables set forth by level, within the fair value hierarchy, the Plan's assets at fair value as of December 31, 2014 and 2013:

	Investments at fair value as of December 31, 2014			
	Level 1	Level 2	Level 3	Total
Mutual funds:				
Target date balanced stock funds	$ 3,053,099	$ -	$ -	$ 3,053,099
Large cap stock funds	279,806	-	-	279,806
Mid cap stock funds	130,826	-	-	130,826
Small cap stock funds	84,543	-	-	84,543
High yield bond funds	64,592	-	-	64,592
International stock funds	55,070	-	-	55,070
Intermediate bond funds	45,932	-	-	45,932
Moderate allocation funds	7,574	-	-	7,574
	3,721,442	-	-	3,721,442
Money market fund:	68,781	-	-	68,781
	$ 3,790,223	$ -	$ -	$ 3,790,223

	Investments at fair value as of December 31, 2013			
	Level 1	Level 2	Level 3	Total
Mutual funds:				
Target date balanced stock funds	$ 2,938,206	$ -	$ -	$ 2,938,206
Large cap stock funds	251,525	-	-	251,525
Mid cap stock funds	115,291	-	-	115,291
International stock funds	56,950	-	-	56,950
Small cap stock funds	73,810	-	-	73,810
High yield bond funds	57,767	-	-	57,767
Intermediate bond funds	39,214	-	-	39,214
Moderate allocation funds	6,432	-	-	6,432
	3,539,195	-	-	3,539,195
Money market fund :	66,735	-	-	66,735
	$ 3,605,930	$ -	$ -	$ 3,605,930

5. RELATED PARTY TRANSACTIONS

The Sponsor incurred costs on behalf of the Plan for insurance, custodial fees and accounting costs during the year ended December 31, 2014. The Sponsor also provides recordkeeping and administrative services to the Plan at no cost.

The Plan offers investments managed by the Custodian. Accordingly, transactions in these investments qualify as party-in-interest transactions.

6. TAX STATUS

The Plan utilizes a volume submitter plan document sponsored by Fidelity Management & Research Co., who was informed by the Internal Revenue Service ("IRS") by a letter dated March 31, 2008, that the plan, as amended, is designed and being operated in accordance with applicable sections of the IRC. Though the Plan has not received a determination from the IRS, the Sponsor and the Plan's tax counsel believe that the Plan is designed and being operated in accordance with the applicable sections of the IRC. Therefore, no provision for income taxes has been included in the Plan's financial statements.

Accounting principles generally accepted in the United States of America require the Plan's management to evaluate tax positions taken by the Plan and recognize a tax liability if the Plan has taken an uncertain position that more likely than not would not be sustained upon examination by the tax authorities. The Plan is subject to routine audits by taxing jurisdictions; however, there are no audits for any tax periods in progress and the Sponsor believes that the Plan is no longer subject to income tax examinations for years prior to 2011.

7. PLAN TERMINATION

Although it has not expressed any intent to do so, the Sponsor has the right under the Plan to discontinue its contributions at any time and to terminate the Plan subject to the provisions of ERISA. In the event of Plan termination, participants will become 100% vested in their accounts.

8. RISKS AND UNCERTAINTIES

The Plan invests in various investment securities. Investment securities are exposed to various risks such as interest rate, market, and credit risks. Due to the level of risk associated with certain investment securities, it is at least reasonably possible that changes in the values of investment securities will occur in the near term and that such changes could materially affect participants' account balances and the amounts reported in the statements of net assets available for benefits.

9. RECONCILIATION OF FORM 5500 TO THE FINANCIAL STATEMENTS

The following is a reconciliation of net assets available for benefits per Form 5500 to the financial statements as of December 31, 2014 and 2013:

	2014	2013
Net assets available for benefits per Form 5500	$ 3,887,755	$ 3,721,230
Deemed distributions	26,844	25,732
Net assets available for benefits per financial statements	$ 3,914,599	$ 3,746,962

The following is a reconciliation of the changes in net assets available for benefits per Form 5500 to the financial statements for the year ended December 31, 2014:

	2014
Net increase in net assets available for benefits per Form 5500	$ 166,525
Interest on deemed distributions	1,112
Net increase in net assets available for benefits per financial statements	$ 167,637

PRP WINE INTERNATIONAL 401(k) PLAN
EIN 36-3638805; PLAN #001
SCHEDULE H, LINE 4*i* – SCHEDULE OF ASSETS (HELD AT END OF YEAR)
DECEMBER 31, 2014

(a)	(b) Identity of issue, borrower, lessor, or similar party	(c) Description of investments including maturity date, rate of interest, collateral, par, or maturity value	(d) Cost	(e) Current value
*	Fidelity Advisor Freedom 2025 A	Mutual Fund	**	$ 1,210,137
*	Fidelity Advisor Freedom 2015 A	Mutual Fund	**	505,697
*	Fidelity Advisor Freedom 2020 A	Mutual Fund	**	422,843
*	Fidelity Advisor Freedom 2035 A	Mutual Fund	**	348,371
*	Fidelity Advisor Freedom 2030 A	Mutual Fund	**	343,310
*	Fidelity Advisor New Insights A	Mutual Fund	**	138,375
	Blackrock Equity Div A	Mutual Fund	**	86,702
*	Fidelity Advisor Freedom 2045 A	Mutual Fund	**	84,904
	Perkins Midcap Value S	Mutual Fund	**	70,523
*	Fidelity Advisor Strategic Income A	Mutual Fund	**	64,592
*	Fidelity Advisor Mid Cap II A	Mutual Fund	**	60,303
*	Fidelity Advisor Small Cap A	Mutual Fund	**	58,469
*	Fidelity Advisor Freedom 2010 A	Mutual Fund	**	58,120
	Dreyfus S&P 500 Indx	Mutual Fund	**	54,729
*	Fidelity Advisor Freedom 2050 A	Mutual Fund	**	50,147
	PIMCO Total Return A	Mutual Fund	**	45,932
*	Fidelity Advisor Overseas Fund A	Mutual Fund	**	40,331
	Invesco Small Companies A	Mutual Fund	**	26,074
*	Fidelity Advisor Global Balance A	Mutual Fund	**	14,739
*	Fidelity Advisor Freedom 2040 A	Mutual Fund	**	12,924
*	Fidelity Advisor Freedom 2055 A	Mutual Fund	**	12,091
*	Fidelity Advisor Small Cap Value A	Mutual Fund	**	7,574
*	Fidelity Advisor Freedom 2005 A	Mutual Fund	**	2,758
*	Fidelity Advisor Freedom Inc A	Mutual Fund	**	1,797
				3,721,442
*	Fidelity Prime Fund	Money Market Fund	**	68,781
*	Participant Loans	Interest rate of 4.25% with maturity dates from 2015 - 2019		124,376
				$ 3,914,599

* Indicates party-in-interest in Plan.
** Cost information omitted due to participant-directed funds.

Note: Information in the above schedule, except for participant loan information, was derived from schedules certified by Fidelity Management Trust Company.

Rödl & Partner



PRP WINE INTERNATIONAL 401(k) PLAN

FINANCIAL STATEMENTS
AND SUPPLEMENTAL SCHEDULE
AS OF DECEMBER 31, 2014 AND 2013
TOGETHER WITH
INDEPENDENT AUDITORS' REPORT

PRP WINE INTERNATIONAL 401(k) PLAN
TABLE OF CONTENTS
DECEMBER 31, 2014

Page(s)

INDEPENDENT AUDITORS' REPORT ..... 1 – 2

STATEMENTS OF NET ASSETS AVAILABLE FOR BENEFITS 3

STATEMENT OF CHANGES IN NET ASSETS AVAILABLE FOR BENEFITS 4

NOTES TO FINANCIAL STATEMENTS ..... 5 – 10

SCHEDULE H, LINE 4*i* – SCHEDULE OF ASSETS (HELD AT END OF YEAR) 11

All other schedules required by Section 2520.103-10 of the Department of Labor's Rules and Regulations for Reporting and Disclosure under the Employee Retirement Income Security Act of 1974 have been omitted because they are not applicable.

Rödl Langford de Kock LLP

Certified Public Accountants

Two Liberty Square
75 Beattie Place, Suite 550
Greenville, SC 29601, USA
Phone +1-864-242-2611
Fax +1-864-242-2210
E-mail info@roedlusa.com
Internet www.roedl.com/us

INDEPENDENT AUDITORS' REPORT

To the Trustee and Participants of
PRP Wine International 401(k) Plan:

Report on Financial Statements

We were engaged to audit the accompanying financial statements of PRP Wine International 401(k) Plan (the "Plan"), which comprise the statements of net assets available for benefits as of December 31, 2014 and 2013, and the related statement of changes in net assets available for benefits for the year ended December 31, 2014, and the related notes to the financial statements.

Management's Responsibility for the Financial Statements

Management is responsible for the preparation and fair presentation of these financial statements in accordance with accounting principles generally accepted in the United States of America; this includes the design, implementation, and maintenance of internal control relevant to the preparation and fair presentation of financial statements that are free from material misstatement, whether due to fraud or error.

Auditors' Responsibility

Our responsibility is to express an opinion on these financial statements based on conducting the audit in accordance with auditing standards generally accepted in the United States of America. Because of the matter described in the Basis for Disclaimer of Opinion paragraph, however, we were not able to obtain sufficient appropriate audit evidence to provide a basis for an audit opinion.

Basis for Disclaimer of Opinion

As permitted by 29 CFR 2520.103-8 of the Department of Labor's ("DOL") Rules and Regulations for Reporting and Disclosure under the Employee Retirement Income Security Act of 1974 ("ERISA"), the plan administrator instructed us not to perform, and we did not perform, any auditing procedures with respect to the information summarized in Note 3, which was certified by Fidelity Management Trust Company, (the "Custodian") the custodian of the Plan, except for comparing such information with the related information included in the financial statements. We have been informed by the plan administrator that the Custodian holds the Plan's investment assets and executes investment transactions. The plan administrator has obtained a certification from the Custodian as of December 31, 2014 and 2013, and for the year ended December 31, 2014, that the information provided to the plan administrator by the Custodian is complete and accurate.

Disclaimer of Opinion
Because of the significance of the matter described in the Basis for Disclaimer of Opinion paragraph, we have not been able to obtain sufficient appropriate audit evidence to provide a basis for an audit opinion. Accordingly, we do not express an opinion on these financial statements.

Other Matter
The supplemental schedule as of December 31, 2014 is required by ERISA and is presented for the purpose of additional analysis and is not a required part of the financial statements. Because of the significance of the matter described in the Basis for Disclaimer of Opinion paragraph, we do not express an opinion on this supplemental schedule.

Report on Form and Content in Compliance with DOL Rules and Regulations
The form and content of the information included in the financial statements and supplemental schedule, as listed in the accompanying table of contents, other than that derived from the information certified by the Custodian, has been audited by us in accordance with auditing standards generally accepted in the United States of America and, in our opinion, are presented in compliance with ERISA.

Rödl Langford de Kock LLP

Greenville, South Carolina
September 22, 2015

PRP WINE INTERNATIONAL 401(k) PLAN
STATEMENTS OF NET ASSETS AVAILABLE FOR BENEFITS
DECEMBER 31, 2014 AND 2013

	2014	2013
ASSETS		
Investments, at fair value:		
Mutual funds	$ 3,721,442	$ 3,539,195
Money market fund	68,781	66,735
	3,790,223	3,605,930
Notes receivable from participants	124,376	141,032
NET ASSETS AVAILABLE FOR BENEFITS	$ 3,914,599	$ 3,746,962

See independent auditors' report.
The accompanying notes are an integral part of these financial statements.

PRP WINE INTERNATIONAL 401(k) PLAN
STATEMENT OF CHANGES IN NET ASSETS AVAILABLE FOR BENEFITS
FOR THE YEAR ENDED DECEMBER 31, 2014

	2014
ADDITIONS TO NET ASSETS ATTRIBUTED TO:	
Investment income:	
Net appreciation in fair value of mutual funds	$ 185,872
Interest on money market fund	7
Total investment income	185,879
Interest income on notes receivable from participants	5,191
Contributions:	
Participant contributions	182,067
Participant Rollovers	12,731
Total Contributions	194,798
Total additions to net assets	385,868
DEDUCTIONS FROM NET ASSETS ATTRIBUTED TO:	
Benefits paid to participants	217,056
Administrative fees	1,175
Total deductions from net assets	218,231
NET INCREASE	167,637
NET ASSETS AVAILABLE FOR BENEFITS - BEGINNING OF YEAR	3,746,962
NET ASSETS AVAILABLE FOR BENEFITS - END OF YEAR	$ 3,914,599

See independent auditors' report.
The accompanying notes are an integral part of these financial statements.

PRP WINE INTERNATIONAL 401(k) PLAN
NOTES TO FINANCIAL STATEMENTS
DECEMBER 31, 2014 AND 2013

1. DESCRIPTION OF PLAN

The following description of PRP Wine International 401(k) Plan (the "Plan") provides only general information. Participants should refer to the Plan Document for a more complete description of the Plan's provisions.

General
The Plan is a defined contribution plan covering all employees of PRP Wine International, Inc. (the "Sponsor"), PRP Wine, Inc., and International Wine Markets, Inc. who have at least 12 months of qualified service and are 21 years old or older. The Plan became effective on January 1, 2005, and is subject to the provisions of the Employee Retirement Income Security Act of 1974, as amended ("ERISA").

Contributions
Eligible participants may contribute a percentage of compensation, as defined by the Plan. For any calendar year, elective deferrals may not exceed a specific dollar amount determined under the Internal Revenue Code ("IRC").

The Sponsor may, at its sole discretion, contribute and allocate to each eligible participant's account a percentage of the participant's elective deferrals. For the year ended December 31, 2014, the Sponsor did not make any discretionary contributions.

Investment options
The Plan's assets are held by Fidelity Management Trust Company (the "Custodian"). Under this arrangement with the Custodian and upon enrollment in the Plan, a participant may direct their contributions in any whole percentage increments in any of the available funds. Participants may change their allocation to the various investment options at any time via the internet.

Participant accounts
Each participant's account is credited with (a) the participant's contributions, (b) the Sponsor's contributions on behalf of the participant and (c) the earnings and losses of the participant's investments, and is charged with any expenses incurred as a result of transactions initiated by the participant. The benefit to which a participant is entitled is the benefit that can be provided from the participant's vested account.

Vesting
Participants are immediately vested in their contributions plus actual earnings thereon. Vesting in the Sponsor's discretionary contributions and actual earnings thereon is based on years of qualifying service. A participant is 100% vested after 3 years of credited service.

Forfeited accounts
Forfeited non-vested accounts can be used to reduce employer matching contributions or pay administrative expenses in the years following the Plan year in which the forfeiture occurs. There were no forfeitures for the year ended December 31, 2014, and no forfeitures were used to pay administrative expenses. At December 31, 2014 and 2013, accumulated forfeitures available to reduce future contributions were $651.

Notes receivable from participants
Participants may borrow from their fund accounts a minimum of $1,000 up to a maximum amount equal to the lesser of $50,000 or 50% of their vested account balance. Loan terms range from 1 to 5 years, except for loans used to acquire a primary residence which can be repaid over a maximum of 30 years. The loans are secured by the balance in the participant's account and bear interest at the Wall Street Journal Prime Rate plus 1.00%. Principal and interest are paid ratably through periodic payroll deductions. At December 31, 2014, the interest rate on outstanding loans was 4.25%. At December 31, 2013 the interest rates on

outstanding loans ranged between 4.25% and 5.25%. A participant may have a maximum of one loan outstanding at any time for a principal residence and one loan for other purposes.

Payment of benefits
Upon termination of employment, attainment of normal retirement age, or for reasons of death or disability, participants may request a lump sum distribution of their vested account. Participants still employed with the Sponsor may withdraw all or a portion of their account balance upon attainment of age 59½ or for reasons of a financial hardship, as allowed under the IRC. A participant whose vested account balance does not exceed $1,000 will receive a lump-sum distribution of the vested account balance immediately following termination.

Administrative expenses
Administrative fees associated with participant loan origination or the payout of distributions are paid by the Plan and charged to the participants' account. The Sponsor absorbs all other costs in conjunction with the Plan's administration.

2. SUMMARY OF SIGNIFICANT ACCOUNTING POLICIES

Basis of accounting
The accompanying financial statements are prepared using the accrual basis of accounting in accordance with accounting principles generally accepted in the United States of America.

Use of estimates
The preparation of financial statements in conformity with accounting principles generally accepted in the United States of America requires the Plan's management to make estimates and assumptions that affect the amounts reported in the financial statements and accompanying notes. Actual results could differ from those estimates.

Payment of benefits
Benefits are recorded when paid.

Investment valuation and income recognition
Investments are reported at fair value. Fair value is the price that would be received to sell an asset or paid to transfer a liability in an orderly transaction between market participants at the measurement date. See Note 4 for further discussion of fair value.

Interest is recorded when earned. Net appreciation/depreciation in the fair market value of mutual funds includes interest, dividends and net unrealized and realized gains and losses on investments bought, sold and held during the year.

Notes receivable from participants
Notes receivable from participants are measured at their unpaid principal balance plus any accrued but unpaid interest.

Subsequent events
The Sponsor has evaluated subsequent events through September 22, 2015, the date the financial statements were available to be issued.

3. INFORMATION PREPARED AND CERTIFIED BY THE CUSTODIAN (UNAUDITED)

The plan administrator has elected the method of compliance as permitted by 29 CFR 2520.103-8 of the United States Department of Labor's Rules and Regulations for Reporting and Disclosure under ERISA. Accordingly, as permitted under such election, the plan administrator instructed the Plan's independent auditors not to perform any auditing procedures with respect to the following information certified by the Custodian, except for comparing such information certified by the Custodian to information included in the Plan's financial statements and supplemental schedule.

The following information included in the Plan's financial statements and supplemental schedule was prepared and certified to be complete and accurate by the Custodian as of December 31, 2014 and 2013, and for the year ended December 31, 2014:

	2014	2013
Mutual funds	$ 3,721,442	$ 3,539,195
Money market fund	68,781	66,735
	$ 3,790,223	$ 3,605,930

	2014
Net appreciation in fair value of mutual funds	$ 185,872
Interest on money market fund	7
	$ 185,879

The fair market value of investments that represent 5% or more of the Plan's net assets available for benefits as of December 31, 2014 or 2013, are as follows:

	2014	2013
Fidelity Advisor Freedom 2025 A	$ 1,210,137	$ 1,117,693
Fidelity Advisor Freedom 2015 A	505,697	526,523
Fidelity Advisor Freedom 2020 A	422,843	476,068
Fidelity Advisor Freedom 2035 A	348,371	315,808
Fidelity Advisor Freedom 2030 A	343,310	312,246

4. FAIR VALUE MEASUREMENTS

Financial Accounting Standards Board ("FASB") *Accounting Standards Codification* ("ASC") 820, *Fair Value Measurements and Disclosures*, provides the framework for measuring fair value. That framework provides a fair value hierarchy that prioritizes the inputs to valuation techniques used to measure fair value. The hierarchy gives the highest priority to unadjusted quoted prices in active markets for identical assets or liabilities (level 1 measurements) and the lowest priority to unobservable inputs (level 3 measurements). The three levels of the fair value hierarchy under FASB ASC 820 are described as follows:

Level 1
Inputs to the valuation methodology are unadjusted quoted prices for identical assets or liabilities in active markets that the Plan has the ability to access.

Level 2
Inputs to the valuation methodology include:

- Quoted prices for similar assets or liabilities in active markets;

- Quoted prices for identical or similar assets or liabilities in inactive markets;
- Inputs other than quoted prices that are observable for the asset or liability;
- Inputs that are derived principally from or corroborated by observable market data by correlation or other means.

If the asset or liability has a specified (contractual) term, the level 2 input must be observable for substantially the full term of the asset or liability.

Level 3
Inputs to the valuation methodology are unobservable and significant to the fair value measurement.

The asset or liability's fair value measurement level within the fair value hierarchy is based on the lowest level of any input that is significant to the fair value measurement. Valuation techniques used need to maximize the use of observable inputs and minimize the use of unobservable inputs. Following is a description of the valuation methodologies used for assets measured at fair value. There were no changes in the methodologies used during the year ended December 31, 2014.

- Mutual funds: valued at the net asset value ("NAV") of shares held by the Plan at year end
- Money market fund: valued at the NAV of shares held by the Plan at year end

The preceding methods described may produce a fair value calculation that may not be indicative of net realizable value or reflective of future fair values. Furthermore, although the Sponsor believes its valuation methods are appropriate and consistent with other market participants, the use of different methodologies or assumptions to determine the fair value of certain financial instruments could result in a different fair value measurement at the reporting date.

The following tables set forth by level, within the fair value hierarchy, the Plan's assets at fair value as of December 31, 2014 and 2013:

	Investments at fair value as of December 31, 2014			
	Level 1	Level 2	Level 3	Total
Mutual funds:				
Target date balanced stock funds	$ 3,053,099	$ -	$ -	$ 3,053,099
Large cap stock funds	279,806	-	-	279,806
Mid cap stock funds	130,826	-	-	130,826
Small cap stock funds	84,543	-	-	84,543
High yield bond funds	64,592	-	-	64,592
International stock funds	55,070	-	-	55,070
Intermediate bond funds	45,932	-	-	45,932
Moderate allocation funds	7,574	-	-	7,574
	3,721,442	-	-	3,721,442
Money market fund:	68,781	-	-	68,781
	$ 3,790,223	$ -	$ -	$ 3,790,223

	Investments at fair value as of December 31, 2013			
	Level 1	Level 2	Level 3	Total
Mutual funds:				
Target date balanced stock funds	$ 2,938,206	$ -	$ -	$ 2,938,206
Large cap stock funds	251,525	-	-	251,525
Mid cap stock funds	115,291	-	-	115,291
International stock funds	56,950	-	-	56,950
Small cap stock funds	73,810	-	-	73,810
High yield bond funds	57,767	-	-	57,767
Intermediate bond funds	39,214	-	-	39,214
Moderate allocation funds	6,432	-	-	6,432
	3,539,195	-	-	3,539,195
Money market fund :	66,735	-	-	66,735
	$ 3,605,930	$ -	$ -	$ 3,605,930

5. RELATED PARTY TRANSACTIONS

The Sponsor incurred costs on behalf of the Plan for insurance, custodial fees and accounting costs during the year ended December 31, 2014. The Sponsor also provides recordkeeping and administrative services to the Plan at no cost.

The Plan offers investments managed by the Custodian. Accordingly, transactions in these investments qualify as party-in-interest transactions.

6. TAX STATUS

The Plan utilizes a volume submitter plan document sponsored by Fidelity Management & Research Co., who was informed by the Internal Revenue Service ("IRS") by a letter dated March 31, 2008, that the plan, as amended, is designed and being operated in accordance with applicable sections of the IRC. Though the Plan has not received a determination from the IRS, the Sponsor and the Plan's tax counsel believe that the Plan is designed and being operated in accordance with the applicable sections of the IRC. Therefore, no provision for income taxes has been included in the Plan's financial statements.

Accounting principles generally accepted in the United States of America require the Plan's management to evaluate tax positions taken by the Plan and recognize a tax liability if the Plan has taken an uncertain position that more likely than not would not be sustained upon examination by the tax authorities. The Plan is subject to routine audits by taxing jurisdictions; however, there are no audits for any tax periods in progress and the Sponsor believes that the Plan is no longer subject to income tax examinations for years prior to 2011.

7. PLAN TERMINATION

Although it has not expressed any intent to do so, the Sponsor has the right under the Plan to discontinue its contributions at any time and to terminate the Plan subject to the provisions of ERISA. In the event of Plan termination, participants will become 100% vested in their accounts.

8. RISKS AND UNCERTAINTIES

The Plan invests in various investment securities. Investment securities are exposed to various risks such as interest rate, market, and credit risks. Due to the level of risk associated with certain investment securities, it is at least reasonably possible that changes in the values of investment securities will occur in the near term and that such changes could materially affect participants' account balances and the amounts reported in the statements of net assets available for benefits.

9. RECONCILIATION OF FORM 5500 TO THE FINANCIAL STATEMENTS

The following is a reconciliation of net assets available for benefits per Form 5500 to the financial statements as of December 31, 2014 and 2013:

	2014	2013
Net assets available for benefits per Form 5500	$ 3,887,755	$ 3,721,230
Deemed distributions	26,844	25,732
Net assets available for benefits per financial statements	$ 3,914,599	$ 3,746,962

The following is a reconciliation of the changes in net assets available for benefits per Form 5500 to the financial statements for the year ended December 31, 2014:

	2014
Net increase in net assets available for benefits per Form 5500	$ 166,525
Interest on deemed distributions	1,112
Net increase in net assets available for benefits per financial statements	$ 167,637

PRP WINE INTERNATIONAL 401(k) PLAN
EIN 36-3638805; PLAN #001
SCHEDULE H, LINE 4*i* – SCHEDULE OF ASSETS (HELD AT END OF YEAR)
DECEMBER 31, 2014

(a)	(b) Identity of issue, borrower, lessor, or similar party	(c) Description of investments including maturity date, rate of interest, collateral, par, or maturity value	(d) Cost	(e) Current value
*	Fidelity Advisor Freedom 2025 A	Mutual Fund	**	$ 1,210,137
*	Fidelity Advisor Freedom 2015 A	Mutual Fund	**	505,697
*	Fidelity Advisor Freedom 2020 A	Mutual Fund	**	422,843
*	Fidelity Advisor Freedom 2035 A	Mutual Fund	**	348,371
*	Fidelity Advisor Freedom 2030 A	Mutual Fund	**	343,310
*	Fidelity Advisor New Insights A	Mutual Fund	**	138,375
	Blackrock Equity Div A	Mutual Fund	**	86,702
*	Fidelity Advisor Freedom 2045 A	Mutual Fund	**	84,904
	Perkins Midcap Value S	Mutual Fund	**	70,523
*	Fidelity Advisor Strategic Income A	Mutual Fund	**	64,592
*	Fidelity Advisor Mid Cap II A	Mutual Fund	**	60,303
*	Fidelity Advisor Small Cap A	Mutual Fund	**	58,469
*	Fidelity Advisor Freedom 2010 A	Mutual Fund	**	58,120
	Dreyfus S&P 500 Indx	Mutual Fund	**	54,729
*	Fidelity Advisor Freedom 2050 A	Mutual Fund	**	50,147
	PIMCO Total Return A	Mutual Fund	**	45,932
*	Fidelity Advisor Overseas Fund A	Mutual Fund	**	40,331
	Invesco Small Companies A	Mutual Fund	**	26,074
*	Fidelity Advisor Global Balance A	Mutual Fund	**	14,739
*	Fidelity Advisor Freedom 2040 A	Mutual Fund	**	12,924
*	Fidelity Advisor Freedom 2055 A	Mutual Fund	**	12,091
*	Fidelity Advisor Small Cap Value A	Mutual Fund	**	7,574
*	Fidelity Advisor Freedom 2005 A	Mutual Fund	**	2,758
*	Fidelity Advisor Freedom Inc A	Mutual Fund	**	1,797
				3,721,442
*	Fidelity Prime Fund	Money Market Fund	**	68,781
*	Participant Loans	Interest rate of 4.25% with maturity dates from 2015 - 2019		124,376
				$ 3,914,599

* Indicates party-in-interest in Plan.
** Cost information omitted due to participant-directed funds.

Note: Information in the above schedule, except for participant loan information, was derived from schedules certified by Fidelity Management Trust Company.