Form 5500

Department of the Treasury
Internal Revenue Service

Department of Labor
Employee Benefits Security Administration

Pension Benefit Guaranty Corporation

Annual Return/Report of Employee Benefit Plan

This form is required to be filed for employee benefit plans under sections 104 and 4065 of the Employee Retirement Income Security Act of 1974 (ERISA) and sections 6047(e), 6057(b), and 6058(a) of the Internal Revenue Code (the Code).

▶ **Complete all entries in accordance with the instructions to the Form 5500.**

OMB Nos. 1210-0110
1210-0089

2014

This Form is Open to Public Inspection

Part I Annual Report Identification Information

For calendar plan year 2014 or fiscal plan year beginning 01/01/2014 and ending 12/31/2014

A This return/report is for:
- [ ] a multiemployer plan;
- [ ] a multiple-employer plan (Filers checking this box must attach a list of participating employer information in accordance with the form instructions); or
- [X] a single-employer plan;
- [ ] a DFE (specify) ____

B This return/report is:
- [ ] the first return/report;
- [ ] the final return/report;
- [ ] an amended return/report;
- [ ] a short plan year return/report (less than 12 months).

C If the plan is a collectively-bargained plan, check here. . . . . ▶ [ ]

D Check box if filing under:
- [X] Form 5558;
- [ ] automatic extension;
- [ ] the DFVC program;
- [ ] special extension (enter description)

Part II Basic Plan Information—enter all requested information

1a Name of plan
IASIS HEALTHCARE, LLC 401(K) RETIREMENT PLAN

1b Three-digit plan number (PN) ▶ 001

1c Effective date of plan 10/15/1999

2a Plan sponsor's name and address; include room or suite number (employer, if for a single-employer plan)
IASIS HEALTHCARE

117 SEABOARD LANE, BLDG E
FRANKLIN, TN 37067

2b Employer Identification Number (EIN)
20-1150104

2c Plan Sponsor's telephone number
615-467-1225

2d Business code (see instructions)
622000

Caution: A penalty for the late or incomplete filing of this return/report will be assessed unless reasonable cause is established.

Under penalties of perjury and other penalties set forth in the instructions, I declare that I have examined this return/report, including accompanying schedules, statements and attachments, as well as the electronic version of this return/report, and to the best of my knowledge and belief, it is true, correct, and complete.

SIGN HERE	Filed with authorized/valid electronic signature.	10/14/2015	LLOYD PRICE
	Signature of plan administrator	Date	Enter name of individual signing as plan administrator
SIGN HERE	Filed with authorized/valid electronic signature.	10/14/2015	WILLIAM A. STOKES
	Signature of employer/plan sponsor	Date	Enter name of individual signing as employer or plan sponsor
SIGN HERE			
	Signature of DFE	Date	Enter name of individual signing as DFE

Preparer's name (including firm name, if applicable) and address (include room or suite number) (optional)

Preparer's telephone number (optional)

3a	Plan administrator's name and address [X] Same as Plan Sponsor	**3b**	Administrator's EIN
		3c	Administrator's telephone number
4	If the name and/or EIN of the plan sponsor has changed since the last return/report filed for this plan, enter the name, EIN and the plan number from the last return/report:	**4b**	EIN
a	Sponsor's name	**4c**	PN

5	Total number of participants at the beginning of the plan year	**5**	20128
6	Number of participants as of the end of the plan year unless otherwise stated (welfare plans complete only lines **6a(1), 6a(2), 6b, 6c,** and **6d**).		
a(1)	Total number of active participants at the beginning of the plan year	**6a(1)**	18020
a(2)	Total number of active participants at the end of the plan year	**6a(2)**	20083
b	Retired or separated participants receiving benefits	**6b**	0
c	Other retired or separated participants entitled to future benefits	**6c**	2060
d	Subtotal. Add lines **6a(2)**, **6b**, and **6c**.	**6d**	22143
e	Deceased participants whose beneficiaries are receiving or are entitled to receive benefits.	**6e**	29
f	Total. Add lines **6d** and **6e**.	**6f**	22172
g	Number of participants with account balances as of the end of the plan year (only defined contribution plans complete this item)	**6g**	7408
h	Number of participants that terminated employment during the plan year with accrued benefits that were less than 100% vested	**6h**	158
7	Enter the total number of employers obligated to contribute to the plan (only multiemployer plans complete this item)	**7**	

8a If the plan provides pension benefits, enter the applicable pension feature codes from the List of Plan Characteristics Codes in the instructions:
2E 2G 2J 2K 2F 2T 3D

b If the plan provides welfare benefits, enter the applicable welfare feature codes from the List of Plan Characteristics Codes in the instructions:

9a Plan funding arrangement (check all that apply)		**9b** Plan benefit arrangement (check all that apply)	
(1)	[ ] Insurance	**(1)**	[ ] Insurance
(2)	[ ] Code section 412(e)(3) insurance contracts	**(2)**	[ ] Code section 412(e)(3) insurance contracts
(3)	[X] Trust	**(3)**	[X] Trust
(4)	[ ] General assets of the sponsor	**(4)**	[ ] General assets of the sponsor

10 Check all applicable boxes in 10a and 10b to indicate which schedules are attached, and, where indicated, enter the number attached. (See instructions)

a Pension Schedules

- **(1)** [X] **R** (Retirement Plan Information)
- **(2)** [ ] **MB** (Multiemployer Defined Benefit Plan and Certain Money Purchase Plan Actuarial Information) - signed by the plan actuary
- **(3)** [ ] **SB** (Single-Employer Defined Benefit Plan Actuarial Information) - signed by the plan actuary

b General Schedules

- **(1)** [X] **H** (Financial Information)
- **(2)** [ ] **I** (Financial Information – Small Plan)
- **(3)** [ ] ___ **A** (Insurance Information)
- **(4)** [X] **C** (Service Provider Information)
- **(5)** [X] **D** (DFE/Participating Plan Information)
- **(6)** [ ] **G** (Financial Transaction Schedules)

Part III Form M-1 Compliance Information (to be completed by welfare benefit plans)

11a If the plan provides welfare benefits, was the plan subject to the Form M-1 filing requirements during the plan year? (See instructions and 29 CFR 2520.101-2.) .....…… ☐ Yes ☐ No

If "Yes" is checked, complete lines 11b and 11c.

11b Is the plan currently in compliance with the Form M-1 filing requirements? (See instructions and 29 CFR 2520.101-2.) ……..... ☐ Yes ☐ No

11c Enter the Receipt Confirmation Code for the 2014 Form M-1 annual report. If the plan was not required to file the 2014 Form M-1 annual report, enter the Receipt Confirmation Code for the most recent Form M-1 that was required to be filed under the Form M-1 filing requirements. (Failure to enter a valid Receipt Confirmation Code will subject the Form 5500 filing to rejection as incomplete.)

Receipt Confirmation Code_____

SCHEDULE C (Form 5500)	Service Provider Information	OMB No. 1210-0110
Department of the Treasury Internal Revenue Service Department of Labor Employee Benefits Security Administration Pension Benefit Guaranty Corporation	This schedule is required to be filed under section 104 of the Employee Retirement Income Security Act of 1974 (ERISA). ▶ **File as an attachment to Form 5500.**	**2014** **This Form is Open to Public Inspection.**

For calendar plan year 2014 or fiscal plan year beginning 01/01/2014 and ending 12/31/2014

A Name of plan	**B** Three-digit plan number (PN) ▶
IASIS HEALTHCARE, LLC 401(K) RETIREMENT PLAN	001

C Plan sponsor's name as shown on line 2a of Form 5500	**D** Employer Identification Number (EIN)
IASIS HEALTHCARE	20-1150104

Part I Service Provider Information (see instructions)

You must complete this Part, in accordance with the instructions, to report the information required for **each person** who received, directly or indirectly, $5,000 or more in total compensation (i.e., money or anything else of monetary value) in connection with services rendered to the plan or the person's position with the plan during the plan year. If a person received **only** eligible indirect compensation for which the plan received the required disclosures, you are required to answer line 1 but are not required to include that person when completing the remainder of this Part.

1 Information on Persons Receiving Only Eligible Indirect Compensation

a Check "Yes" or "No" to indicate whether you are excluding a person from the remainder of this Part because they received only eligible indirect compensation for which the plan received the required disclosures (see instructions for definitions and conditions).. . . . . [X] Yes [ ] No

b If you answered line 1a "Yes," enter the name and EIN or address of each person providing the required disclosures for the service providers who received only eligible indirect compensation. Complete as many entries as needed (see instructions).

(b) Enter name and EIN or address of person who provided you disclosures on eligible indirect compensation

AMERICAN FUNDS

95-1411037

(b) Enter name and EIN or address of person who provided you disclosure on eligible indirect compensation

BARON CAPITAL GROUP

13-3122938

(b) Enter name and EIN or address of person who provided you disclosures on eligible indirect compensation

DREYFUS

13-5673135

(b) Enter name and EIN or address of person who provided you disclosures on eligible indirect compensation

JANUS

43-1804048

(b) Enter name and EIN or address of person who provided you disclosures on eligible indirect compensation

INVESCO AMERICAN FRANCHISE FUND

58-2287224

(b) Enter name and EIN or address of person who provided you disclosures on eligible indirect compensation

VICTORY

13-2700161

(b) Enter name and EIN or address of person who provided you disclosures on eligible indirect compensation

VANGUARD

23-1945930

(b) Enter name and EIN or address of person who provided you disclosures on eligible indirect compensation

(b) Enter name and EIN or address of person who provided you disclosures on eligible indirect compensation

(b) Enter name and EIN or address of person who provided you disclosures on eligible indirect compensation

(b) Enter name and EIN or address of person who provided you disclosures on eligible indirect compensation

(b) Enter name and EIN or address of person who provided you disclosures on eligible indirect compensation

2. Information on Other Service Providers Receiving Direct or Indirect Compensation. Except for those persons for whom you answered "Yes" to line 1a above, complete as many entries as needed to list each person receiving, directly or indirectly, $5,000 or more in total compensation (i.e., money or anything else of value) in connection with services rendered to the plan or their position with the plan during the plan year. (See instructions).

(a) Enter name and EIN or address (see instructions)

WELLS FARGO BANK, N.A.

94-1347393

(b) Service Code(s)	(c) Relationship to employer, employee organization, or person known to be a party-in-interest	(d) Enter direct compensation paid by the plan. If none, enter -0-.	(e) Did service provider receive indirect compensation? (sources other than plan or plan sponsor)	(f) Did indirect compensation include eligible indirect compensation, for which the plan received the required disclosures?	(g) Enter total indirect compensation received by service provider excluding eligible indirect compensation for which you answered "Yes" to element (f). If none, enter -0-.	(h) Did the service provider give you a formula instead of an amount or estimated amount?
15 21 37 49 50 52 60 62 63 64	SERVICE PROVIDER	85181	Yes [X] No [ ]	Yes [X] No [ ]	0	Yes [ ] No [X]

(a) Enter name and EIN or address (see instructions)

BPS&M, LLC

62-0853448

(b) Service Code(s)	(c) Relationship to employer, employee organization, or person known to be a party-in-interest	(d) Enter direct compensation paid by the plan. If none, enter -0-.	(e) Did service provider receive indirect compensation? (sources other than plan or plan sponsor)	(f) Did indirect compensation include eligible indirect compensation, for which the plan received the required disclosures?	(g) Enter total indirect compensation received by service provider excluding eligible indirect compensation for which you answered "Yes" to element (f). If none, enter -0-.	(h) Did the service provider give you a formula instead of an amount or estimated amount?
10 50	SERVICE PROVIDER	83069	Yes [ ] No [X]	Yes [ ] No [ ]		Yes [ ] No [ ]

(a) Enter name and EIN or address (see instructions)

FRASIER, DEAN & HOWARD, PLLC

62-1073578

(b) Service Code(s)	(c) Relationship to employer, employee organization, or person known to be a party-in-interest	(d) Enter direct compensation paid by the plan. If none, enter -0-.	(e) Did service provider receive indirect compensation? (sources other than plan or plan sponsor)	(f) Did indirect compensation include eligible indirect compensation, for which the plan received the required disclosures?	(g) Enter total indirect compensation received by service provider excluding eligible indirect compensation for which you answered "Yes" to element (f). If none, enter -0-.	(h) Did the service provider give you a formula instead of an amount or estimated amount?
10 50	SERVICE PROVIDER	15200	Yes [ ] No [X]	Yes [ ] No [ ]		Yes [ ] No [ ]

2. Information on Other Service Providers Receiving Direct or Indirect Compensation. Except for those persons for whom you answered "Yes" to line 1a above, complete as many entries as needed to list each person receiving, directly or indirectly, $5,000 or more in total compensation (i.e., money or anything else of value) in connection with services rendered to the plan or their position with the plan during the plan year. (See instructions).

(a) Enter name and EIN or address (see instructions)

(b) Service Code(s)	**(c)** Relationship to employer, employee organization, or person known to be a party-in-interest	**(d)** Enter direct compensation paid by the plan. If none, enter -0-.	**(e)** Did service provider receive indirect compensation? (sources other than plan or plan sponsor)	**(f)** Did indirect compensation include eligible indirect compensation, for which the plan received the required disclosures?	**(g)** Enter total indirect compensation received by service provider excluding eligible indirect compensation for which you answered "Yes" to element (f). If none, enter -0-.	**(h)** Did the service provider give you a formula instead of an amount or estimated amount?
			Yes ☐ No ☐	Yes ☐ No ☐		Yes ☐ No ☐

(a) Enter name and EIN or address (see instructions)

(b) Service Code(s)	**(c)** Relationship to employer, employee organization, or person known to be a party-in-interest	**(d)** Enter direct compensation paid by the plan. If none, enter -0-.	**(e)** Did service provider receive indirect compensation? (sources other than plan or plan sponsor)	**(f)** Did indirect compensation include eligible indirect compensation, for which the plan received the required disclosures?	**(g)** Enter total indirect compensation received by service provider excluding eligible indirect compensation for which you answered "Yes" to element (f). If none, enter -0-.	**(h)** Did the service provider give you a formula instead of an amount or estimated amount?
			Yes ☐ No ☐	Yes ☐ No ☐		Yes ☐ No ☐

(a) Enter name and EIN or address (see instructions)

(b) Service Code(s)	**(c)** Relationship to employer, employee organization, or person known to be a party-in-interest	**(d)** Enter direct compensation paid by the plan. If none, enter -0-.	**(e)** Did service provider receive indirect compensation? (sources other than plan or plan sponsor)	**(f)** Did indirect compensation include eligible indirect compensation, for which the plan received the required disclosures?	**(g)** Enter total indirect compensation received by service provider excluding eligible indirect compensation for which you answered "Yes" to element (f). If none, enter -0-.	**(h)** Did the service provider give you a formula instead of an amount or estimated amount?
			Yes ☐ No ☐	Yes ☐ No ☐		Yes ☐ No ☐

Part I Service Provider Information (continued)

3 If you reported on line 2 receipt of indirect compensation, other than eligible indirect compensation, by a service provider, and the service provider is a fiduciary or provides contract administrator, consulting, custodial, investment advisory, investment management, broker, or recordkeeping services, answer the following questions for (a) each source from whom the service provider received $1,000 or more in indirect compensation and (b) each source for whom the service provider gave you a formula used to determine the indirect compensation instead of an amount or estimated amount of the indirect compensation. Complete as many entries as needed to report the required information for each source.

(a) Enter service provider name as it appears on line 2	**(b)** Service Codes (see instructions)	**(c)** Enter amount of indirect compensation
(d) Enter name and EIN (address) of source of indirect compensation	**(e)** Describe the indirect compensation, including any formula used to determine the service provider's eligibility for or the amount of the indirect compensation.	

(a) Enter service provider name as it appears on line 2	**(b)** Service Codes (see instructions)	**(c)** Enter amount of indirect compensation
(d) Enter name and EIN (address) of source of indirect compensation	**(e)** Describe the indirect compensation, including any formula used to determine the service provider's eligibility for or the amount of the indirect compensation.	

(a) Enter service provider name as it appears on line 2	**(b)** Service Codes (see instructions)	**(c)** Enter amount of indirect compensation
(d) Enter name and EIN (address) of source of indirect compensation	**(e)** Describe the indirect compensation, including any formula used to determine the service provider's eligibility for or the amount of the indirect compensation.	

Part II Service Providers Who Fail or Refuse to Provide Information

4 Provide, to the extent possible, the following information for each service provider who failed or refused to provide the information necessary to complete this Schedule.

(a) Enter name and EIN or address of service provider (see instructions)	**(b)** Nature of Service Code(s)	**(c)** Describe the information that the service provider failed or refused to provide

(a) Enter name and EIN or address of service provider (see instructions)	**(b)** Nature of Service Code(s)	**(c)** Describe the information that the service provider failed or refused to provide

(a) Enter name and EIN or address of service provider (see instructions)	**(b)** Nature of Service Code(s)	**(c)** Describe the information that the service provider failed or refused to provide

(a) Enter name and EIN or address of service provider (see instructions)	**(b)** Nature of Service Code(s)	**(c)** Describe the information that the service provider failed or refused to provide

(a) Enter name and EIN or address of service provider (see instructions)	**(b)** Nature of Service Code(s)	**(c)** Describe the information that the service provider failed or refused to provide

(a) Enter name and EIN or address of service provider (see instructions)	**(b)** Nature of Service Code(s)	**(c)** Describe the information that the service provider failed or refused to provide

Part III Termination Information on Accountants and Enrolled Actuaries (see instructions)

(complete as many entries as needed)

a	Name:	**b** EIN:
c	Position:	
d	Address:	**e** Telephone:

Explanation:

a	Name:	**b** EIN:
c	Position:	
d	Address:	**e** Telephone:

Explanation:

a	Name:	**b** EIN:
c	Position:	
d	Address:	**e** Telephone:

Explanation:

a	Name:	**b** EIN:
c	Position:	
d	Address:	**e** Telephone:

Explanation:

a	Name:	**b** EIN:
c	Position:	
d	Address:	**e** Telephone:

Explanation:

SCHEDULE D (Form 5500)

Department of the Treasury
Internal Revenue Service

Department of Labor
Employee Benefits Security Administration

DFE/Participating Plan Information

This schedule is required to be filed under section 104 of the Employee Retirement Income Security Act of 1974 (ERISA).

▶ **File as an attachment to Form 5500.**

OMB No. 1210-0110

2014

This Form is Open to Public Inspection.

For calendar plan year 2014 or fiscal plan year beginning 01/01/2014 and ending 12/31/2014

A Name of plan
IASIS HEALTHCARE, LLC 401(K) RETIREMENT PLAN

B Three-digit plan number (PN) ▶ 001

C Plan or DFE sponsor's name as shown on line 2a of Form 5500
IASIS HEALTHCARE

D Employer Identification Number (EIN)
20-1150104

Part I Information on interests in MTIAs, CCTs, PSAs, and 103-12 IEs (to be completed by plans and DFEs)

(Complete as many entries as needed to report all interests in DFEs)

a Name of MTIA, CCT, PSA, or 103-12 IE: WELLS FARGO STABLE RETURN FUND N35

b Name of sponsor of entity listed in (a): WELLS FARGO BANK, N.A.

c EIN-PN	**d** Entity code	**e** Dollar value of interest in MTIA, CCT, PSA, or 103-12 IE at end of year (see instructions)
52-2251296-001	C	38773840

a Name of MTIA, CCT, PSA, or 103-12 IE: WELLS FARGO/BLACKROCK RUSSELL 2000

b Name of sponsor of entity listed in (a): WELLS FARGO BANK, N.A.

c EIN-PN	**d** Entity code	**e** Dollar value of interest in MTIA, CCT, PSA, or 103-12 IE at end of year (see instructions)
52-2265233-001	C	7427467

a Name of MTIA, CCT, PSA, or 103-12 IE:

b Name of sponsor of entity listed in (a):

c EIN-PN	**d** Entity code	**e** Dollar value of interest in MTIA, CCT, PSA, or 103-12 IE at end of year (see instructions)

a Name of MTIA, CCT, PSA, or 103-12 IE:

b Name of sponsor of entity listed in (a):

c EIN-PN	**d** Entity code	**e** Dollar value of interest in MTIA, CCT, PSA, or 103-12 IE at end of year (see instructions)

a Name of MTIA, CCT, PSA, or 103-12 IE:

b Name of sponsor of entity listed in (a):

c EIN-PN	**d** Entity code	**e** Dollar value of interest in MTIA, CCT, PSA, or 103-12 IE at end of year (see instructions)

a Name of MTIA, CCT, PSA, or 103-12 IE:

b Name of sponsor of entity listed in (a):

c EIN-PN	**d** Entity code	**e** Dollar value of interest in MTIA, CCT, PSA, or 103-12 IE at end of year (see instructions)

a Name of MTIA, CCT, PSA, or 103-12 IE:

b Name of sponsor of entity listed in (a):

c EIN-PN	**d** Entity code	**e** Dollar value of interest in MTIA, CCT, PSA, or 103-12 IE at end of year (see instructions)

a Name of MTIA, CCT, PSA, or 103-12 IE:

b Name of sponsor of entity listed in (a):

c EIN-PN	**d** Entity code	**e** Dollar value of interest in MTIA, CCT, PSA, or 103-12 IE at end of year (see instructions)

a Name of MTIA, CCT, PSA, or 103-12 IE:

b Name of sponsor of entity listed in (a):

c EIN-PN	**d** Entity code	**e** Dollar value of interest in MTIA, CCT, PSA, or 103-12 IE at end of year (see instructions)

a Name of MTIA, CCT, PSA, or 103-12 IE:

b Name of sponsor of entity listed in (a):

c EIN-PN	**d** Entity code	**e** Dollar value of interest in MTIA, CCT, PSA, or 103-12 IE at end of year (see instructions)

a Name of MTIA, CCT, PSA, or 103-12 IE:

b Name of sponsor of entity listed in (a):

c EIN-PN	**d** Entity code	**e** Dollar value of interest in MTIA, CCT, PSA, or 103-12 IE at end of year (see instructions)

a Name of MTIA, CCT, PSA, or 103-12 IE:

b Name of sponsor of entity listed in (a):

c EIN-PN	**d** Entity code	**e** Dollar value of interest in MTIA, CCT, PSA, or 103-12 IE at end of year (see instructions)

a Name of MTIA, CCT, PSA, or 103-12 IE:

b Name of sponsor of entity listed in (a):

c EIN-PN	**d** Entity code	**e** Dollar value of interest in MTIA, CCT, PSA, or 103-12 IE at end of year (see instructions)

a Name of MTIA, CCT, PSA, or 103-12 IE:

b Name of sponsor of entity listed in (a):

c EIN-PN	**d** Entity code	**e** Dollar value of interest in MTIA, CCT, PSA, or 103-12 IE at end of year (see instructions)

a Name of MTIA, CCT, PSA, or 103-12 IE:

b Name of sponsor of entity listed in (a):

c EIN-PN	**d** Entity code	**e** Dollar value of interest in MTIA, CCT, PSA, or 103-12 IE at end of year (see instructions)

a Name of MTIA, CCT, PSA, or 103-12 IE:

b Name of sponsor of entity listed in (a):

c EIN-PN	**d** Entity code	**e** Dollar value of interest in MTIA, CCT, PSA, or 103-12 IE at end of year (see instructions)

a Name of MTIA, CCT, PSA, or 103-12 IE:

b Name of sponsor of entity listed in (a):

c EIN-PN	**d** Entity code	**e** Dollar value of interest in MTIA, CCT, PSA, or 103-12 IE at end of year (see instructions)

a Name of MTIA, CCT, PSA, or 103-12 IE:

b Name of sponsor of entity listed in (a):

c EIN-PN	**d** Entity code	**e** Dollar value of interest in MTIA, CCT, PSA, or 103-12 IE at end of year (see instructions)

Part II Information on Participating Plans (to be completed by DFEs)

(Complete as many entries as needed to report all participating plans)

a Plan name	
b Name of plan sponsor	**c** EIN-PN

a Plan name	
b Name of plan sponsor	**c** EIN-PN

a Plan name	
b Name of plan sponsor	**c** EIN-PN

a Plan name	
b Name of plan sponsor	**c** EIN-PN

a Plan name	
b Name of plan sponsor	**c** EIN-PN

a Plan name	
b Name of plan sponsor	**c** EIN-PN

a Plan name	
b Name of plan sponsor	**c** EIN-PN

a Plan name	
b Name of plan sponsor	**c** EIN-PN

a Plan name	
b Name of plan sponsor	**c** EIN-PN

a Plan name	
b Name of plan sponsor	**c** EIN-PN

a Plan name	
b Name of plan sponsor	**c** EIN-PN

a Plan name	
b Name of plan sponsor	**c** EIN-PN

SCHEDULE H
(Form 5500)

Department of the Treasury
Internal Revenue Service

Department of Labor
Employee Benefits Security Administration

Pension Benefit Guaranty Corporation

Financial Information

This schedule is required to be filed under section 104 of the Employee Retirement Income Security Act of 1974 (ERISA), and section 6058(a) of the Internal Revenue Code (the Code).

▶ **File as an attachment to Form 5500.**

OMB No. 1210-0110

2014

This Form is Open to Public Inspection

For calendar plan year 2014 or fiscal plan year beginning 01/01/2014 and ending 12/31/2014

A Name of plan
IASIS HEALTHCARE, LLC 401(K) RETIREMENT PLAN

B Three-digit plan number (PN) ▶ 001

C Plan sponsor's name as shown on line 2a of Form 5500
IASIS HEALTHCARE

D Employer Identification Number (EIN)
20-1150104

Part I Asset and Liability Statement

1 Current value of plan assets and liabilities at the beginning and end of the plan year. Combine the value of plan assets held in more than one trust. Report the value of the plan's interest in a commingled fund containing the assets of more than one plan on a line-by-line basis unless the value is reportable on lines 1c(9) through 1c(14). Do not enter the value of that portion of an insurance contract which guarantees, during this plan year, to pay a specific dollar benefit at a future date. **Round off amounts to the nearest dollar.** MTIAs, CCTs, PSAs, and 103-12 IEs do not complete lines 1b(1), 1b(2), 1c(8), 1g, 1h, and 1i. CCTs, PSAs, and 103-12 IEs also do not complete lines 1d and 1e. See instructions.

Assets		(a) Beginning of Year	(b) End of Year
a Total noninterest-bearing cash	1a	58450	67245
b Receivables (less allowance for doubtful accounts):			
(1) Employer contributions	1b(1)	2968920	5213510
(2) Participant contributions	1b(2)	121837	82878
(3) Other	1b(3)		
c General investments:			
(1) Interest-bearing cash (include money market accounts & certificates of deposit)	1c(1)		
(2) U.S. Government securities	1c(2)		
(3) Corporate debt instruments (other than employer securities):			
(A) Preferred	1c(3)(A)		
(B) All other	1c(3)(B)		
(4) Corporate stocks (other than employer securities):			
(A) Preferred	1c(4)(A)		
(B) Common	1c(4)(B)		
(5) Partnership/joint venture interests	1c(5)		
(6) Real estate (other than employer real property)	1c(6)		
(7) Loans (other than to participants)	1c(7)		
(8) Participant loans	1c(8)	7760785	7505600
(9) Value of interest in common/collective trusts	1c(9)	50489058	46201307
(10) Value of interest in pooled separate accounts	1c(10)		
(11) Value of interest in master trust investment accounts	1c(11)		
(12) Value of interest in 103-12 investment entities	1c(12)		
(13) Value of interest in registered investment companies (e.g., mutual funds)	1c(13)	204179874	211778534
(14) Value of funds held in insurance company general account (unallocated contracts)	1c(14)		
(15) Other	1c(15)		

		(a) Beginning of Year	(b) End of Year
1d Employer-related investments:			
(1) Employer securities	1d(1)		
(2) Employer real property	1d(2)		
e Buildings and other property used in plan operation	1e		
f Total assets (add all amounts in lines 1a through 1e)	1f	265578924	270849074
Liabilities			
g Benefit claims payable	1g		
h Operating payables	1h		
i Acquisition indebtedness	1i		
j Other liabilities	1j		
k Total liabilities (add all amounts in lines 1g through1j)	1k	0	0
Net Assets			
l Net assets (subtract line 1k from line 1f)	1l	265578924	270849074

Part II Income and Expense Statement

2 Plan income, expenses, and changes in net assets for the year. Include all income and expenses of the plan, including any trust(s) or separately maintained fund(s) and any payments/receipts to/from insurance carriers. Round off amounts to the nearest dollar. MTIAs, CCTs, PSAs, and 103-12 IEs do not complete lines 2a, 2b(1)(E), 2e, 2f, and 2g.

Income		(a) Amount	(b) Total
a Contributions:			
(1) Received or receivable in cash from: **(A)** Employers	2a(1)(A)	5213510	
(B) Participants	2a(1)(B)	20959331	
(C) Others (including rollovers)	2a(1)(C)	1243327	
(2) Noncash contributions	2a(2)		
(3) Total contributions. Add lines **2a(1)(A), (B), (C),** and line **2a(2)**	2a(3)		27416168
b Earnings on investments:			
(1) Interest:			
(A) Interest-bearing cash (including money market accounts and certificates of deposit)	2b(1)(A)		
(B) U.S. Government securities	2b(1)(B)		
(C) Corporate debt instruments	2b(1)(C)		
(D) Loans (other than to participants)	2b(1)(D)		
(E) Participant loans	2b(1)(E)	305751	
(F) Other	2b(1)(F)		
(G) Total interest. Add lines **2b(1)(A)** through **(F)**	2b(1)(G)		305751
(2) Dividends: **(A)** Preferred stock	2b(2)(A)		
(B) Common stock	2b(2)(B)		
(C) Registered investment company shares (e.g. mutual funds)	2b(2)(C)	13542719	
(D) Total dividends. Add lines **2b(2)(A)**, **(B)**, and **(C)**	2b(2)(D)		13542719
(3) Rents	2b(3)		
(4) Net gain (loss) on sale of assets: **(A)** Aggregate proceeds	2b(4)(A)		
(B) Aggregate carrying amount (see instructions)	2b(4)(B)		
(C) Subtract line **2b(4)(B)** from line **2b(4)(A)** and enter result	2b(4)(C)		0
(5) Unrealized appreciation (depreciation) of assets: **(A)** Real estate	2b(5)(A)		
(B) Other	2b(5)(B)		
(C) Total unrealized appreciation of assets. Add lines **2b(5)(A)** and **(B)**	2b(5)(C)		0

		(a) Amount	(b) Total
(6) Net investment gain (loss) from common/collective trusts	2b(6)		760154
(7) Net investment gain (loss) from pooled separate accounts	2b(7)		
(8) Net investment gain (loss) from master trust investment accounts	2b(8)		
(9) Net investment gain (loss) from 103-12 investment entities	2b(9)		
(10) Net investment gain (loss) from registered investment companies (e.g., mutual funds)	2b(10)		-1730202
c Other income	2c		9535
d Total income. Add all **income** amounts in column (b) and enter total	2d		40304125
Expenses			
e Benefit payment and payments to provide benefits:			
(1) Directly to participants or beneficiaries, including direct rollovers	2e(1)	34181816	
(2) To insurance carriers for the provision of benefits	2e(2)		
(3) Other	2e(3)		
(4) Total benefit payments. Add lines **2e(1)** through **(3)**	2e(4)		34181816
f Corrective distributions (see instructions)	2f		3487
g Certain deemed distributions of participant loans (see instructions)	2g		-45198
h Interest expense	2h		
i Administrative expenses: **(1)** Professional fees	2i(1)		
(2) Contract administrator fees	2i(2)		
(3) Investment advisory and management fees	2i(3)		
(4) Other	2i(4)	893870	
(5) Total administrative expenses. Add lines **2i(1)** through **(4)**	2i(5)		893870
j Total expenses. Add all **expense** amounts in column (b) and enter total	2j		35033975
Net Income and Reconciliation			
k Net income (loss). Subtract line **2j** from line **2d**	2k		5270150
l Transfers of assets:			
(1) To this plan	2l(1)		
(2) From this plan	2l(2)		

Part III Accountant's Opinion

3 Complete lines 3a through 3c if the opinion of an independent qualified public accountant is attached to this Form 5500. Complete line 3d if an opinion is not attached.

a The attached opinion of an independent qualified public accountant for this plan is (see instructions):

(1) [ ] Unqualified **(2)** [ ] Qualified **(3)** [X] Disclaimer **(4)** [ ] Adverse

b Did the accountant perform a limited scope audit pursuant to 29 CFR 2520.103-8 and/or 103-12(d)? [X] Yes [ ] No

c Enter the name and EIN of the accountant (or accounting firm) below:

(1) Name: FRASIER, DEAN & HOWARD **(2)** EIN: 62-1073578

d The opinion of an independent qualified public accountant is **not attached** because:

(1) [ ] This form is filed for a CCT, PSA, or MTIA. **(2)** [ ] It will be attached to the next Form 5500 pursuant to 29 CFR 2520.104-50.

Part IV Compliance Questions

4 CCTs and PSAs do not complete Part IV. MTIAs, 103-12 IEs, and GIAs do not complete lines 4a, 4e, 4f, 4g, 4h, 4k, 4m, 4n, or 5. 103-12 IEs also do not complete lines 4j and 4l. MTIAs also do not complete line 4l.

During the plan year:

		Yes	No	Amount
a Was there a failure to transmit to the plan any participant contributions within the time period described in 29 CFR 2510.3-102? Continue to answer "Yes" for any prior year failures until fully corrected. (See instructions and DOL's Voluntary Fiduciary Correction Program.)	4a		X	
b Were any loans by the plan or fixed income obligations due the plan in default as of the close of the plan year or classified during the year as uncollectible? Disregard participant loans secured by participant's account balance. (Attach Schedule G (Form 5500) Part I if "Yes" is checked.)	4b		X	

			Yes	No	Amount
c	Were any leases to which the plan was a party in default or classified during the year as uncollectible? (Attach Schedule G (Form 5500) Part II if "Yes" is checked.)	4c		X	
d	Were there any nonexempt transactions with any party-in-interest? (Do not include transactions reported on line 4a. Attach Schedule G (Form 5500) Part III if "Yes" is checked.)	4d		X	
e	Was this plan covered by a fidelity bond?	4e	X		10000000
f	Did the plan have a loss, whether or not reimbursed by the plan's fidelity bond, that was caused by fraud or dishonesty?	4f		X	
g	Did the plan hold any assets whose current value was neither readily determinable on an established market nor set by an independent third party appraiser?	4g		X	
h	Did the plan receive any noncash contributions whose value was neither readily determinable on an established market nor set by an independent third party appraiser?	4h		X	
i	Did the plan have assets held for investment? (Attach schedule(s) of assets if "Yes" is checked, and see instructions for format requirements.)	4i	X		
j	Were any plan transactions or series of transactions in excess of 5% of the current value of plan assets? (Attach schedule of transactions if "Yes" is checked, and see instructions for format requirements.)	4j		X	
k	Were all the plan assets either distributed to participants or beneficiaries, transferred to another plan, or brought under the control of the PBGC?	4k		X	
l	Has the plan failed to provide any benefit when due under the plan?	4l		X	
m	If this is an individual account plan, was there a blackout period? (See instructions and 29 CFR 2520.101-3.)	4m		X	
n	If 4m was answered "Yes," check the "Yes" box if you either provided the required notice or one of the exceptions to providing the notice applied under 29 CFR 2520.101-3.	4n			

5a Has a resolution to terminate the plan been adopted during the plan year or any prior plan year?
If "Yes," enter the amount of any plan assets that reverted to the employer this year..... ☐ **Yes** ☒ **No** **Amount:**

5b If, during this plan year, any assets or liabilities were transferred from this plan to another plan(s), identify the plan(s) to which assets or liabilities were transferred. (See instructions.)

5b(1) Name of plan(s)	**5b(2)** EIN(s)	**5b(3)** PN(s)

5c If the plan is a defined benefit plan, is it covered under the PBGC insurance program (see ERISA section 4021)? ..... ☐ Yes ☐ No ☐ Not determined

Part V Trust Information (optional)

6a Name of trust	**6b** Trust's EIN

SCHEDULE R (Form 5500)

Department of the Treasury
Internal Revenue Service

Department of Labor
Employee Benefits Security Administration

Pension Benefit Guaranty Corporation

Retirement Plan Information

This schedule is required to be filed under section 104 and 4065 of the Employee Retirement Income Security Act of 1974 (ERISA) and section 6058(a) of the Internal Revenue Code (the Code).

▶ **File as an attachment to Form 5500.**

OMB No. 1210-0110

2014

This Form is Open to Public Inspection.

For calendar plan year 2014 or fiscal plan year beginning 01/01/2014 and ending 12/31/2014

A Name of plan
IASIS HEALTHCARE, LLC 401(K) RETIREMENT PLAN

B Three-digit plan number (PN) ▶ 001

C Plan sponsor's name as shown on line 2a of Form 5500
IASIS HEALTHCARE

D Employer Identification Number (EIN)
20-1150104

Part I Distributions

All references to distributions relate only to payments of benefits during the plan year.

1 Total value of distributions paid in property other than in cash or the forms of property specified in the instructions **1** 0

2 Enter the EIN(s) of payor(s) who paid benefits on behalf of the plan to participants or beneficiaries during the year (if more than two, enter EINs of the two payors who paid the greatest dollar amounts of benefits):

EIN(s): 41-6257133

Profit-sharing plans, ESOPs, and stock bonus plans, skip line 3.

3 Number of participants (living or deceased) whose benefits were distributed in a single sum, during the plan year **3**

Part II Funding Information (If the plan is not subject to the minimum funding requirements of section of 412 of the Internal Revenue Code or ERISA section 302, skip this Part)

4 Is the plan administrator making an election under Code section 412(d)(2) or ERISA section 302(d)(2)? ..... ☐ **Yes** ☐ **No** ☐ **N/A**

If the plan is a defined benefit plan, go to line 8.

5 If a waiver of the minimum funding standard for a prior year is being amortized in this plan year, see instructions and enter the date of the ruling letter granting the waiver. **Date:** Month _____ Day _____ Year _____

If you completed line 5, complete lines 3, 9, and 10 of Schedule MB and do not complete the remainder of this schedule.

6 **a** Enter the minimum required contribution for this plan year (include any prior year accumulated funding deficiency not waived) **6a**

b Enter the amount contributed by the employer to the plan for this plan year **6b**

c Subtract the amount in line 6b from the amount in line 6a. Enter the result (enter a minus sign to the left of a negative amount) **6c**

If you completed line 6c, skip lines 8 and 9.

7 Will the minimum funding amount reported on line 6c be met by the funding deadline? ..... ☐ **Yes** ☐ **No** ☐ **N/A**

8 If a change in actuarial cost method was made for this plan year pursuant to a revenue procedure or other authority providing automatic approval for the change or a class ruling letter, does the plan sponsor or plan administrator agree with the change? ..... ☐ **Yes** ☐ **No** ☐ **N/A**

Part III Amendments

9 If this is a defined benefit pension plan, were any amendments adopted during this plan year that increased or decreased the value of benefits? If yes, check the appropriate box. If no, check the "No" box. ..... ☐ **Increase** ☐ **Decrease** ☐ **Both** ☐ **No**

Part IV ESOPs (see instructions). If this is not a plan described under Section 409(a) or 4975(e)(7) of the Internal Revenue Code, skip this Part.

10 Were unallocated employer securities or proceeds from the sale of unallocated securities used to repay any exempt loan? ..... ☐ **Yes** ☐ **No**

11 **a** Does the ESOP hold any preferred stock? ..... ☐ **Yes** ☐ **No**

b If the ESOP has an outstanding exempt loan with the employer as lender, is such loan part of a "back-to-back" loan? (See instructions for definition of "back-to-back" loan.) ..... ☐ **Yes** ☐ **No**

12 Does the ESOP hold any stock that is not readily tradable on an established securities market? ..... ☐ **Yes** ☐ **No**

Part V Additional Information for Multiemployer Defined Benefit Pension Plans

13 Enter the following information for each employer that contributed more than 5% of total contributions to the plan during the plan year (measured in dollars). See instructions. *Complete as many entries as needed to report all applicable employers.*

a Name of contributing employer

b EIN **c** Dollar amount contributed by employer

d Date collective bargaining agreement expires *(If employer contributes under more than one collective bargaining agreement, check box* ☐ *and see instructions regarding required attachment. Otherwise, enter the applicable date.)* Month _____ Day _____ Year _____

e Contribution rate information *(If more than one rate applies, check this box* ☐ *and see instructions regarding required attachment. Otherwise, complete lines 13e(1) and 13e(2).)*
(1) Contribution rate (in dollars and cents) _____
(2) Base unit measure: ☐ Hourly ☐ Weekly ☐ Unit of production ☐ Other (specify):

---

a Name of contributing employer

b EIN **c** Dollar amount contributed by employer

d Date collective bargaining agreement expires *(If employer contributes under more than one collective bargaining agreement, check box* ☐ *and see instructions regarding required attachment. Otherwise, enter the applicable date.)* Month _____ Day _____ Year _____

e Contribution rate information *(If more than one rate applies, check this box* ☐ *and see instructions regarding required attachment. Otherwise, complete lines 13e(1) and 13e(2).)*
(1) Contribution rate (in dollars and cents) _____
(2) Base unit measure: ☐ Hourly ☐ Weekly ☐ Unit of production ☐ Other (specify): _____

---

a Name of contributing employer

b EIN **c** Dollar amount contributed by employer

d Date collective bargaining agreement expires *(If employer contributes under more than one collective bargaining agreement, check box* ☐ *and see instructions regarding required attachment. Otherwise, enter the applicable date.)* Month _____ Day _____ Year _____

e Contribution rate information *(If more than one rate applies, check this box* ☐ *and see instructions regarding required attachment. Otherwise, complete lines 13e(1) and 13e(2).)*
(1) Contribution rate (in dollars and cents) _____
(2) Base unit measure: ☐ Hourly ☐ Weekly ☐ Unit of production ☐ Other (specify): _____

---

a Name of contributing employer

b EIN **c** Dollar amount contributed by employer

d Date collective bargaining agreement expires *(If employer contributes under more than one collective bargaining agreement, check box* ☐ *and see instructions regarding required attachment. Otherwise, enter the applicable date.)* Month _____ Day _____ Year _____

e Contribution rate information *(If more than one rate applies, check this box* ☐ *and see instructions regarding required attachment. Otherwise, complete lines 13e(1) and 13e(2).)*
(1) Contribution rate (in dollars and cents) _____
(2) Base unit measure: ☐ Hourly ☐ Weekly ☐ Unit of production ☐ Other (specify): _____

---

a Name of contributing employer

b EIN **c** Dollar amount contributed by employer

d Date collective bargaining agreement expires *(If employer contributes under more than one collective bargaining agreement, check box* ☐ *and see instructions regarding required attachment. Otherwise, enter the applicable date.)* Month _____ Day _____ Year _____

e Contribution rate information *(If more than one rate applies, check this box* ☐ *and see instructions regarding required attachment. Otherwise, complete lines 13e(1) and 13e(2).)*
(1) Contribution rate (in dollars and cents) _____
(2) Base unit measure: ☐ Hourly ☐ Weekly ☐ Unit of production ☐ Other (specify): _____

---

a Name of contributing employer

b EIN **c** Dollar amount contributed by employer

d Date collective bargaining agreement expires *(If employer contributes under more than one collective bargaining agreement, check box* ☐ *and see instructions regarding required attachment. Otherwise, enter the applicable date.)* Month _____ Day _____ Year _____

e Contribution rate information *(If more than one rate applies, check this box* ☐ *and see instructions regarding required attachment. Otherwise, complete lines 13e(1) and 13e(2).)*
(1) Contribution rate (in dollars and cents) _____
(2) Base unit measure: ☐ Hourly ☐ Weekly ☐ Unit of production ☐ Other (specify): _____

14 Enter the number of participants on whose behalf no contributions were made by an employer as an employer of the participant for:

a The current year	**14a**	
b The plan year immediately preceding the current plan year	**14b**	
c The second preceding plan year	**14c**	

15 Enter the ratio of the number of participants under the plan on whose behalf no employer had an obligation to make an employer contribution during the current plan year to:

a The corresponding number for the plan year immediately preceding the current plan year	**15a**	
b The corresponding number for the second preceding plan year	**15b**	

16 Information with respect to any employers who withdrew from the plan during the preceding plan year:

a Enter the number of employers who withdrew during the preceding plan year	**16a**	
b If line 16a is greater than 0, enter the aggregate amount of withdrawal liability assessed or estimated to be assessed against such withdrawn employers	**16b**	

17 If assets and liabilities from another plan have been transferred to or merged with this plan during the plan year, check box and see instructions regarding supplemental information to be included as an attachment. ☐

Part VI Additional Information for Single-Employer and Multiemployer Defined Benefit Pension Plans

18 If any liabilities to participants or their beneficiaries under the plan as of the end of the plan year consist (in whole or in part) of liabilities to such participants and beneficiaries under two or more pension plans as of immediately before such plan year, check box and see instructions regarding supplemental information to be included as an attachment ☐

19 If the total number of participants is 1,000 or more, complete lines (a) through (c)

a Enter the percentage of plan assets held as:
Stock: _____% Investment-Grade Debt: _____% High-Yield Debt: _____% Real Estate: _____% Other: _____%

b Provide the average duration of the combined investment-grade and high-yield debt:
☐ 0-3 years ☐ 3-6 years ☐ 6-9 years ☐ 9-12 years ☐ 12-15 years ☐ 15-18 years ☐ 18-21 years ☐ 21 years or more

c What duration measure was used to calculate line 19(b)?
☐ Effective duration ☐ Macaulay duration ☐ Modified duration ☐ Other (specify):

IASIS HEALTHCARE LLC
401(K) RETIREMENT PLAN

FINANCIAL STATEMENTS

December 31, 2014 and 2013

IASIS HEALTHCARE LLC 401(K) RETIREMENT PLAN

INDEX

Independent Auditor's Report..... 1– 2

Financial Statements:

Statements of Net Assets Available for Benefits..... 3

Statement of Changes in Net Assets Available for Benefits 4

Notes to Financial Statements..... 5 – 13

Supplemental Schedule:

Schedule H, Line 4i - Schedule of Assets (Held at End of Year)..... 14

Schedules other than the ones listed above have been omitted due to the absence of conditions under which they are required.

FRASIERDEAN HOWARDCPAs

INDEPENDENT AUDITOR'S REPORT

To the Plan Administrator of
IASIS Healthcare LLC 401(k) Retirement Plan
Franklin, Tennessee

Report on the Financial Statements

We were engaged to audit the accompanying financial statements of IASIS Healthcare LLC 401(k) Retirement Plan (the "Plan"), which comprise the statements of net assets available for benefits as of December 31, 2014 and 2013, and the related statement of changes in net assets available for benefits for the year ended December 31, 2014, and the related notes to the financial statements.

Management's Responsibility for the Financial Statements

Management is responsible for the preparation and fair presentation of these financial statements in accordance with accounting principles generally accepted in the United States of America; this includes the design, implementation, and maintenance of internal control relevant to the preparation and fair presentation of financial statements that are free from material misstatement, whether due to fraud or error.

Auditor's Responsibility

Our responsibility is to express an opinion on these financial statements based on conducting the audit in accordance with auditing standards generally accepted in the United States of America. Because of the matter described in the Basis for Disclaimer of Opinion paragraph, however, we were not able to obtain sufficient appropriate audit evidence to provide a basis for an audit opinion.

Basis for Disclaimer of Opinion

As permitted by 29 CFR 2520.103-8 of the Department of Labor's Rules and Regulations for Reporting and Disclosure under the Employee Retirement Income Security Act of 1974, the plan administrator instructed us not to perform, and we did not perform, any auditing procedures with respect to the information summarized in Note 3, which was certified by Wells Fargo Bank, N.A., the trustee of the Plan, except for comparing the information with the related information included in the financial statements. We have been informed by the plan administrator that the trustee holds the Plan's investment assets and executes investment transactions. The plan administrator has obtained a certification from the trustee as of and for the years ended December 31, 2014 and 2013, that the information provided to the plan administrator by the trustee is complete and accurate.

Disclaimer of Opinion

Because of the significance of the matter described in the Basis for Disclaimer of Opinion paragraph, we have not been able to obtain sufficient, appropriate audit evidence to provide a basis for an audit opinion. Accordingly, we do not express an opinion on these financial statements.

Other Matter

The supplemental schedule of Schedule H, Line 4i – Schedule of Assets (Held at End of Year) for the year ended December 31, 2014, is required by the Department of Labor's Rules and Regulations for Reporting and Disclosure under the Employee Retirement Income Security Act of 1974 and is presented for the purpose of additional analysis and is not a required part of the financial statements. Because of the significance of the matter described in the Basis for Disclaimer of Opinion paragraph, we do not express an opinion on the supplemental schedule referred to above.

Report on Form and Content in Compliance With DOL Rules and Regulations

The form and content of the information included in the financial statements and supplemental schedule, other than that derived from the information certified by the trustee, have been audited by us in accordance with auditing standards generally accepted in the United States of America and, in our opinion, are presented in compliance with the Department of Labor's Rules and Regulations for Reporting and Disclosure under the Employee Retirement Income Security Act of 1974.

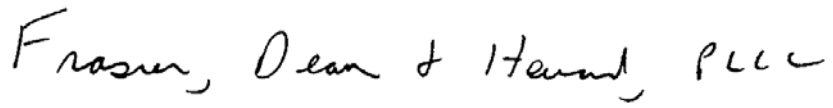

September 23, 2015
Nashville, Tennessee

IASIS HEALTHCARE LLC 401(K) RETIREMENT PLAN
STATEMENTS OF NET ASSETS AVAILABLE FOR BENEFITS
December 31, 2014 and 2013

	2014	2013
Cash and cash equivalents	$ 67,245	$ 58,450
Investments, at fair value:		
Registered investment companies	211,778,534	204,179,874
Common collective trusts	46,732,121	50,830,929
Total investments, at fair value	258,510,655	255,010,803
Receivables:		
Employer contributions	5,213,510	2,968,920
Participant contributions	82,878	121,837
Notes receivable from participants	7,505,600	7,760,785
Total receivables	12,801,988	10,851,542
Net assets available for benefits, at fair value	271,379,888	265,920,795
Adjustment from fair value to contract value for fully benefit-responsive investment contracts	(530,814)	(341,871)
Net assets available for benefits	$ 270,849,074	$ 265,578,924

See accompanying notes.

IASIS HEALTHCARE LLC 401(K) RETIREMENT PLAN
STATEMENT OF CHANGES IN NET ASSETS AVAILABLE FOR BENEFITS
Year Ended December 31, 2014

Investment activity:	
Net depreciation in fair value of registered investment companies	$ (1,730,202)
Net appreciation in fair value of common collective trusts	760,154
Dividends	13,542,719
Other income	9,535
Total investment activity	12,582,206
Interest income on notes receivable from participants	305,751
Contributions:	
Contributions from employer	5,213,510
Contributions from participants	20,959,331
Rollover contributions	1,243,327
Total contributions	27,416,168
Deductions:	
Benefit payments	(34,140,105)
Administrative expenses	(893,870)
Total deductions	(35,033,975)
Increase in net assets available for benefits	5,270,150
Net assets available for benefits, beginning of year	265,578,924
Net assets available for benefits, end of year	$ 270,849,074

See accompanying notes.

IASIS HEALTHCARE LLC 401(k) RETIREMENT PLAN
NOTES TO FINANCIAL STATEMENTS
December 31, 2014 and 2013

NOTE 1 – DESCRIPTION OF PLAN

The following description of the IASIS Healthcare LLC 401(k) Retirement Plan (the "Plan") provides only general information. Participants should refer to the Plan document for a more complete description. Copies of this document are available from the plan administrator.

General

The Plan is a defined contribution plan, established October 15, 1999, covering substantially all employees of IASIS Healthcare LLC (the "Company") and affiliated participating employers. The Plan is subject to the provisions of the Employee Retirement Income Security Act of 1974 ("ERISA"). Under the terms of the Plan, amounts contributed by the Company and earnings thereon are available for participant retirement benefits.

Employees are eligible to participate in the Plan on the first day of the month following the date of hire, except for employees without set hours who work on an on-call basis (PRN employees) who become eligible to participate upon the completion of one year of employment and 1,000 hours of service.

Contributions

Participants can elect to defer from 1% to 50% of eligible compensation, as defined in the Plan document, subject to Internal Revenue Code limitations. Participants who have attained age 50 before the end of the Plan year are eligible to make catch-up contributions. Participants may also contribute amounts representing distributions from other qualified plans.

The Company may make a discretionary matching contribution each year for eligible participants. Participants are eligible to receive a matching contribution if they make contributions during the calendar year, have completed one year of service, and are employed on the last day of the plan year. For the year ended December 31, 2014, the matching contribution was 40% of the participant's contribution on the first 6% of the participant's eligible compensation and was funded into the Plan after year end.

Participants direct the investment of their contributions into various investment options offered by the Plan.

Participant Accounts

Each participant's account is credited with the participant's contribution and allocations of the Company's contribution and Plan investment results. Allocations of Company contributions are based on participant wages. Allocations of Plan investment results are based on participant account balances. The benefit to which a participant is entitled is the benefit that can be provided from the participant's vested account.

NOTE 1 – DESCRIPTION OF PLAN (Continued)

Vesting

Participants are immediately vested in their salary deferral contributions plus actual earnings thereon. Vesting in the Company's matching contributions plus related earnings is based upon the participant's length of service with the Company. Vesting is based on the following schedule:

Years of Service	Vesting Percentage
Less than 1 year	0%
1 year	20%
2 years	40%
3 years	60%
4 years	80%
5 years or more	100%

Notwithstanding the above, a participant is 100% vested upon reaching the normal retirement age, or upon death or disability.

Forfeitures

Forfeited nonvested accounts will be used to reduce Plan expenses and future Company contributions. At December 31, 2014 and 2013, unused forfeitures included in investments were $194,258 and $310,419, respectively. In 2014, employer contributions were reduced by $309,973 from forfeited nonvested accounts.

Notes Receivable from Participants

Participants may borrow from their accounts a minimum of $1,000 up to a maximum equal to the lesser of $50,000 or 50% of their vested account balance. Participants may have only one note receivable outstanding at any given time. Note receivable terms range from 1 to 5 years, except for the purchase of a primary residence. The notes receivable are secured by the balances in the participants' accounts and bear interest at a rate of prime plus 1%.

Payment of Benefits

On termination of service, death, disability or retirement, a participant may receive a lump-sum amount equal to the vested value of his or her account, or installments over a specified number of years, or a rollover into an individual retirement account or another qualified plan. In-service distributions are allowed for participants who have attained age 59.5 or for financial hardship upon the written request of the participant.

NOTE 1 – DESCRIPTION OF PLAN (Continued)

Plan Termination

Although it has not expressed any intent to do so, the Company has the right under the Plan to discontinue its contributions at any time and to terminate the Plan subject to the provisions of ERISA. In the event of termination of the Plan, participants will become 100% vested in their accounts.

NOTE 2 – SUMMARY OF SIGNIFICANT ACCOUNTING POLICIES

Basis of Accounting

The financial statements and supplemental schedule of the Plan are prepared on the accrual basis of accounting.

Investment contracts held by a defined-contribution plan are required to be reported at fair value. However, contract value is the relevant measurement attribute for that portion of the net assets available for benefits of a defined contribution plan attributable to fully benefit-responsive investment contracts because contract value is the amount participants would receive if they were to initiate permitted transactions under the terms of the Plan. The statements of net assets available for benefits presents investments at fair value of the investment contracts as well as the adjustment of the fully benefit-responsive investment contracts from fair value to contract value. The statement of changes in net assets available for benefits and the supplemental schedule are prepared on a contract value basis. At December 31, 2014 and 2013, the Plan's investment in fully benefit-responsive investment contracts was with the Wells Fargo Stable Return Fund.

Valuation of Investments

Investments are stated at fair value. Fair value is the price that would be received to sell an asset or paid to transfer a liability in an orderly transaction between market participants as of the measurement date. See Note 4 for discussion on fair value measurements.

Interest income is recorded on the accrual basis. Net appreciation includes the Plan's gains and losses on investments bought and sold as well as held during the year.

Notes Receivable from Participants

Notes receivable from participants are measured at their unpaid principal balance plus any accrued but unpaid interest. Delinquent participant notes receivable are reclassified as distributions based upon the terms of the Plan document.

NOTE 2 – SUMMARY OF SIGNIFICANT ACCOUNTING POLICIES (Continued)

Payment of Benefits

Benefits are recorded when paid.

Administrative Expenses

Certain administrative expenses incurred for recordkeeping, trustee, custodian and other professional fees are paid by the Plan. Other investment related expenses are included in net appreciation of fair value of investments. Any remaining direct administrative expenses incurred by the Plan are paid by the Company.

Use of Estimates

The preparation of financial statements in conformity with accounting principles generally accepted in the United States of America requires management to make estimates and assumptions that affect the reported amounts of assets and liabilities and changes therein, and disclosure of contingent assets and liabilities. Actual results could differ from those estimates.

Income Taxes

Accounting principles generally accepted in the United States of America require Plan management to evaluate tax positions taken by the Plan and recognize a tax liability (or asset) if the Plan has taken an uncertain position that more likely than not would not be sustained upon examination by the Internal Revenue Service. The plan administrator has analyzed the tax positions taken by the Plan, and has concluded that, as of December 31, 2014, there were no uncertain tax positions taken or expected to be taken that would require recognition of a liability (or asset) or disclosure in the financial statements. The Plan is subject to routine audits by taxing jurisdictions; however, there are currently no audits for any tax periods in progress. The plan administrator believes it is not subject to income tax examinations for years prior to 2011.

Subsequent Events

The Plan evaluated subsequent events through September 23, 2015 when these financial statements were available to be issued. The Plan was not aware of any significant events that occurred subsequent to the statement of net assets available for benefits date but prior to the filing of this report that would have a material impact on the financial statements.

NOTE 3 – INFORMATION CERTIFIED BY TRUSTEE

The following is a summary of the unaudited information regarding the Plan, included in the Plan's financial statements and supplemental schedule, that was prepared by or derived from information prepared by Wells Fargo Bank, N.A., the trustee of the Plan, and furnished to the plan administrator. The plan administrator has obtained certifications from the trustee that such information is complete and accurate.

	2014	2013
Statements of Net Assets Available for Benefits:		
Registered investment companies, at fair value	$211,778,534	$204,179,874
Common collective trust, at fair value	46,732,121	50,830,929
Common collective trust, at contract value	46,201,307	50,489,058
Notes receivable from participants	7,505,600	7,760,785
Cash and cash equivalents	67,245	58,450
Statement of Changes in Net Assets Available for Benefits:		
Net depreciation in fair value of investments	(970,048)	
Dividend income	13,542,719	
Other income	9,535	
Interest income on notes receivable from participants	305,751	

Schedule H, Line 4i – Schedule of Assets (Held at End of Year)

The following table represents investments of five percent or more of the Plan's net assets at December 31:

	2014	2013
Janus Balanced Fund	$ 64,961,775	$ 58,214,882
Wells Fargo Stable Return Fund N35*	38,773,840	43,056,771
Victory Diversified Stock Fund	35,819,228	34,795,378
Wells Fargo Advantage Index Fund	22,218,436	19,170,314
Wells Fargo Advantage Emerging Growth Fund	17,517,972	19,824,558
Janus Overseas Fund	**	15,952,577

** Investment did not meet the 5% threshold.

* Valued at contract value. At December 31, 2014 and 2013, fair value is $39,304,654 and $43,398,642 respectively.

NOTE 4 – FAIR VALUE MEASUREMENTS

The framework for measuring fair value provides a fair value hierarchy that prioritizes the inputs to valuation techniques used to measure fair value. The hierarchy gives the highest priority to unadjusted quoted prices in active markets for identical assets (level 1 measurements) and the lowest priority to unobservable inputs (level 3 measurements). The three levels of the fair value hierarchy are described as follows:

Level 1 Inputs to the valuation methodology are unadjusted quoted prices for identical assets or liabilities in active markets that the plan has the ability to access.

Level 2 Inputs to the valuation methodology include the following:

- quoted prices for similar assets or liabilities in active markets;
- quoted prices for identical or similar assets or liabilities in inactive markets;
- inputs other than quoted prices that are observable for the asset or liability;
- inputs that are derived principally from or corroborated by observable market data by correlation or other means.

If the asset or liability has a specified (contractual) term, the level 2 input must be observable for substantially the full term of the asset or liability.

Level 3 Inputs to the valuation methodology are unobservable and significant to the fair value measurement.

The asset's or liability's fair value measurement level within the fair value hierarchy is based on the lowest level of any input that is significant to the fair value measurement. Valuation techniques used need to maximize the use of observable inputs and minimize the use of unobservable inputs. There have been no changes in the methodologies used at December 31, 2014 and 2013. A description of the valuation methodologies used for assets measured at fair value is as follows:

Registered investment companies – valued at the net asset values of shares held by the Plan at year end.

Common collective trusts – valued at fair value based on the asset value per unit as determined by the collective trust as of the valuation date. The net asset value is determined in accordance with a valuation methodology adopted by the common collective trust's trustee. The net asset value is not a publicly quoted price in an active market. There are currently no redemption restrictions on these investments. Participant transactions may occur daily at contract value.

The methods described above may produce a fair value calculation that may not be indicative of net realizable value or reflective of future fair values. Furthermore, while the Plan believes its valuation methods are appropriate and consistent with other market participants, the use of different methodologies or assumptions to determine the fair value of certain financial instruments could result in a different fair value measurement at the reporting date.

NOTE 4 – FAIR VALUE MEASUREMENTS (Continued)

The following table sets forth by level, within the fair value hierarchy, the Plan's assets at fair value as of December 31, 2014:

	Level 1	Level 2	Level 3	Total
Registered investment companies:				
Balanced funds	$ 64,961,775	$ -	$ -	$ 64,961,775
Large cap blend funds	35,819,228	-	-	35,819,228
Small cap growth funds	26,143,295	-	-	26,143,295
Large cap blend passive funds	22,218,436	-	-	22,218,436
Fixed income funds	15,734,592	-	-	15,734,592
International large cap growth funds	12,660,068	-	-	12,660,068
Large cap growth funds	12,079,801	-	-	12,079,801
Large cap value funds	11,524,844	-	-	11,524,844
International large cap blend funds	8,096,407	-	-	8,096,407
Small cap blend funds	2,540,088	-	-	2,540,088
Total registered investment companies	211,778,534	-	-	211,778,534
Common collective trusts:				
Stable value funds	-	39,304,654	-	39,304,654
Small cap blend passive funds	-	7,427,467	-	7,427,467
Total common collective trusts	-	46,732,121	-	46,732,121
Total assets at fair value	$211,778,534	$ 46,732,121	$ -	$258,510,655

The following table sets forth by level, within the fair value hierarchy, the Plan's assets at fair value as of December 31, 2013:

	Level 1	Level 2	Level 3	Total
Registered investment companies:				
Balanced funds	$ 58,214,882	$ -	$ -	$ 58,214,882
Large cap blend funds	34,795,378	-	-	34,795,378
Small cap growth funds	29,251,540	-	-	29,251,540
Large cap blend passive funds	19,170,314	-	-	19,170,314
International large cap growth funds	15,952,577	-	-	15,952,577
Fixed income funds	15,114,315	-	-	15,114,315
Large cap value funds	10,633,627	-	-	10,633,627
Large cap growth funds	10,514,477	-	-	10,514,477
International large cap blend funds	8,371,600	-	-	8,371,600
Small cap blend funds	2,161,164	-	-	2,161,164
Total registered investment companies	204,179,874	-	-	204,179,874

NOTE 4 – FAIR VALUE MEASUREMENTS (Continued)

	Level 1	Level 2	Level 3	Total
Common collective trusts:				
Stable value funds	-	43,398,642	-	43,398,642
Small cap blend passive funds	-	7,432,287	-	7,432,287
Total common collective trusts	-	50,830,929	-	50,830,929
Total assets at fair value	$204,179,874	$ 50,830,929	$ -	$255,010,803

NOTE 5 – INCOME TAX STATUS

The Internal Revenue Service has ruled (March 31, 2008) that the prototype of the Plan qualifies under Section 401(a) of the Internal Revenue Code ("IRC") and therefore, the related trust is exempt from taxation. The Plan has been amended since receiving the determination letter. However, the plan administrator and the Plan's tax counsel believe that the Plan is currently designed and being operated in compliance with the applicable requirements of the IRC.

NOTE 6 – TRANSACTIONS WITH PARTIES-IN-INTEREST

Transactions with parties-in-interest include purchases and sales of assets made through the trustee, contributions made by the Company, and fees paid for the trustee, accounting and other services. Certain Plan investments are managed by the trustee. Fees incurred by the Plan for the trustee's investment management services are included in net (depreciation) appreciation in fair value of investments, as they are paid through revenue sharing, rather than a direct payment. The Plan pays directly any other fees related to Plan operations.

NOTE 7 – RISKS AND UNCERTAINTIES

The Plan invests in various investment securities. Investment securities are exposed to various risks such as interest rate, market, and credit risks. Due to the level of risk associated with certain investment securities, it is at least reasonably possible that changes in the values of investment securities will occur in the near term and that such changes could materially affect participants' account balances and the amounts reported in the statements of net assets available for benefits.

NOTE 8 – RECONCILIATION OF FINANCIAL STATEMENTS TO FORM 5500

The following is a reconciliation of investments per the financial statements for the year ended December 31, 2014 to the Schedule H of Form 5500:

Total common collective trusts per the financial statements	$ 46,732,121
Add: 2014 adjustment from fair value to contract value for fully benefit-responsive investment contracts	(530,814)
Total common collective trusts per Schedule H of Form 5500	$ 46,201,307

The following is a reconciliation of investments per the financial statements for the year ended December 31, 2013 to the Schedule H of Form 5500:

Total common collective trusts per the financial statements	$ 50,830,929
Add: 2013 adjustment from fair value to contract value for fully benefit-responsive investment contracts	(341,871)
Total common collective trusts per Schedule H of Form 5500	$ 50,489,058

SUPPLEMENTAL SCHEDULE

IASIS HEALTHCARE LLC 401(K) RETIREMENT PLAN
SCHEDULE H, LINE 4i - SCHEDULE OF ASSETS (HELD AT END OF YEAR)
EIN 20-1150104 PLAN NUMBER 001
December 31, 2014

(a)	(b) Identity of issue, borrower, lessor, or similar party	(c) Description of investment including maturity date, rate of interest, collateral, par or maturity value	(e) Current Value	
	Janus Balanced Fund	Registered Investment Company	$ 64,961,775	
*	Wells Fargo Stable Return Fund N35	Common Collective Trust	38,773,840	**
	Victory Diversified Stock Fund	Registered Investment Company	35,819,228	
*	Wells Fargo Advantage Index Fund	Registered Investment Company	22,218,436	
*	Wells Fargo Advantage Emerging Growth Fund	Registered Investment Company	17,517,972	
	Janus Overseas Fund	Registered Investment Company	12,660,068	
	American Funds Growth Fund of America	Registered Investment Company	12,079,801	
	Dreyfus Intermediate Term Income Fund	Registered Investment Company	11,950,762	
	Invesco Comstock Fund	Registered Investment Company	11,524,844	
	Baron Small Cap Fund	Registered Investment Company	8,625,323	
	American Funds EuroPacific Growth Fund	Registered Investment Company	8,096,407	
*	Wells Fargo Russell 2000 Index Fund N35	Common Collective Trust	7,427,467	
	Vanguard Total Bond Market Index Adm	Registered Investment Company	3,783,830	
*	Wells Fargo Tr Advantage Small Cap Value Fd	Registered Investment Company	2,540,088	
*	Wells Fargo Advantage Cash Investment MM	Short Term Investment Fund	67,245	
*	Participant loans	Interest ranges from 3.25% to 10.25%	7,505,600	
			$ 265,552,686	

** Valued at contract value
* Represents a party-in-interest to the Plan

Note: Column (d) is not included since all investments are participant directed.

IASIS HEALTHCARE LLC
401(K) RETIREMENT PLAN

FINANCIAL STATEMENTS

December 31, 2014 and 2013

IASIS HEALTHCARE LLC 401(K) RETIREMENT PLAN

INDEX

Independent Auditor's Report..... 1– 2

Financial Statements:

Statements of Net Assets Available for Benefits..... 3

Statement of Changes in Net Assets Available for Benefits 4

Notes to Financial Statements..... 5 – 13

Supplemental Schedule:

Schedule H, Line 4i - Schedule of Assets (Held at End of Year)..... 14

Schedules other than the ones listed above have been omitted due to the absence of conditions under which they are required.

FRASIERDEAN HOWARDCPAs

INDEPENDENT AUDITOR'S REPORT

To the Plan Administrator of
IASIS Healthcare LLC 401(k) Retirement Plan
Franklin, Tennessee

Report on the Financial Statements

We were engaged to audit the accompanying financial statements of IASIS Healthcare LLC 401(k) Retirement Plan (the "Plan"), which comprise the statements of net assets available for benefits as of December 31, 2014 and 2013, and the related statement of changes in net assets available for benefits for the year ended December 31, 2014, and the related notes to the financial statements.

Management's Responsibility for the Financial Statements

Management is responsible for the preparation and fair presentation of these financial statements in accordance with accounting principles generally accepted in the United States of America; this includes the design, implementation, and maintenance of internal control relevant to the preparation and fair presentation of financial statements that are free from material misstatement, whether due to fraud or error.

Auditor's Responsibility

Our responsibility is to express an opinion on these financial statements based on conducting the audit in accordance with auditing standards generally accepted in the United States of America. Because of the matter described in the Basis for Disclaimer of Opinion paragraph, however, we were not able to obtain sufficient appropriate audit evidence to provide a basis for an audit opinion.

Basis for Disclaimer of Opinion

As permitted by 29 CFR 2520.103-8 of the Department of Labor's Rules and Regulations for Reporting and Disclosure under the Employee Retirement Income Security Act of 1974, the plan administrator instructed us not to perform, and we did not perform, any auditing procedures with respect to the information summarized in Note 3, which was certified by Wells Fargo Bank, N.A., the trustee of the Plan, except for comparing the information with the related information included in the financial statements. We have been informed by the plan administrator that the trustee holds the Plan's investment assets and executes investment transactions. The plan administrator has obtained a certification from the trustee as of and for the years ended December 31, 2014 and 2013, that the information provided to the plan administrator by the trustee is complete and accurate.

Disclaimer of Opinion

Because of the significance of the matter described in the Basis for Disclaimer of Opinion paragraph, we have not been able to obtain sufficient, appropriate audit evidence to provide a basis for an audit opinion. Accordingly, we do not express an opinion on these financial statements.

Other Matter

The supplemental schedule of Schedule H, Line 4i – Schedule of Assets (Held at End of Year) for the year ended December 31, 2014, is required by the Department of Labor's Rules and Regulations for Reporting and Disclosure under the Employee Retirement Income Security Act of 1974 and is presented for the purpose of additional analysis and is not a required part of the financial statements. Because of the significance of the matter described in the Basis for Disclaimer of Opinion paragraph, we do not express an opinion on the supplemental schedule referred to above.

Report on Form and Content in Compliance With DOL Rules and Regulations

The form and content of the information included in the financial statements and supplemental schedule, other than that derived from the information certified by the trustee, have been audited by us in accordance with auditing standards generally accepted in the United States of America and, in our opinion, are presented in compliance with the Department of Labor's Rules and Regulations for Reporting and Disclosure under the Employee Retirement Income Security Act of 1974.

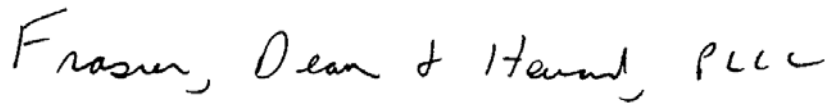

September 23, 2015
Nashville, Tennessee

IASIS HEALTHCARE LLC 401(K) RETIREMENT PLAN
STATEMENTS OF NET ASSETS AVAILABLE FOR BENEFITS
December 31, 2014 and 2013

	2014	2013
Cash and cash equivalents	$ 67,245	$ 58,450
Investments, at fair value:		
Registered investment companies	211,778,534	204,179,874
Common collective trusts	46,732,121	50,830,929
Total investments, at fair value	258,510,655	255,010,803
Receivables:		
Employer contributions	5,213,510	2,968,920
Participant contributions	82,878	121,837
Notes receivable from participants	7,505,600	7,760,785
Total receivables	12,801,988	10,851,542
Net assets available for benefits, at fair value	271,379,888	265,920,795
Adjustment from fair value to contract value for fully benefit-responsive investment contracts	(530,814)	(341,871)
Net assets available for benefits	$ 270,849,074	$ 265,578,924

See accompanying notes.

IASIS HEALTHCARE LLC 401(K) RETIREMENT PLAN
STATEMENT OF CHANGES IN NET ASSETS AVAILABLE FOR BENEFITS
Year Ended December 31, 2014

Investment activity:	
Net depreciation in fair value of registered investment companies	$ (1,730,202)
Net appreciation in fair value of common collective trusts	760,154
Dividends	13,542,719
Other income	9,535
Total investment activity	12,582,206
Interest income on notes receivable from participants	305,751
Contributions:	
Contributions from employer	5,213,510
Contributions from participants	20,959,331
Rollover contributions	1,243,327
Total contributions	27,416,168
Deductions:	
Benefit payments	(34,140,105)
Administrative expenses	(893,870)
Total deductions	(35,033,975)
Increase in net assets available for benefits	5,270,150
Net assets available for benefits, beginning of year	265,578,924
Net assets available for benefits, end of year	$ 270,849,074

See accompanying notes.

IASIS HEALTHCARE LLC 401(k) RETIREMENT PLAN
NOTES TO FINANCIAL STATEMENTS
December 31, 2014 and 2013

NOTE 1 – DESCRIPTION OF PLAN

The following description of the IASIS Healthcare LLC 401(k) Retirement Plan (the "Plan") provides only general information. Participants should refer to the Plan document for a more complete description. Copies of this document are available from the plan administrator.

General

The Plan is a defined contribution plan, established October 15, 1999, covering substantially all employees of IASIS Healthcare LLC (the "Company") and affiliated participating employers. The Plan is subject to the provisions of the Employee Retirement Income Security Act of 1974 ("ERISA"). Under the terms of the Plan, amounts contributed by the Company and earnings thereon are available for participant retirement benefits.

Employees are eligible to participate in the Plan on the first day of the month following the date of hire, except for employees without set hours who work on an on-call basis (PRN employees) who become eligible to participate upon the completion of one year of employment and 1,000 hours of service.

Contributions

Participants can elect to defer from 1% to 50% of eligible compensation, as defined in the Plan document, subject to Internal Revenue Code limitations. Participants who have attained age 50 before the end of the Plan year are eligible to make catch-up contributions. Participants may also contribute amounts representing distributions from other qualified plans.

The Company may make a discretionary matching contribution each year for eligible participants. Participants are eligible to receive a matching contribution if they make contributions during the calendar year, have completed one year of service, and are employed on the last day of the plan year. For the year ended December 31, 2014, the matching contribution was 40% of the participant's contribution on the first 6% of the participant's eligible compensation and was funded into the Plan after year end.

Participants direct the investment of their contributions into various investment options offered by the Plan.

Participant Accounts

Each participant's account is credited with the participant's contribution and allocations of the Company's contribution and Plan investment results. Allocations of Company contributions are based on participant wages. Allocations of Plan investment results are based on participant account balances. The benefit to which a participant is entitled is the benefit that can be provided from the participant's vested account.

NOTE 1 – DESCRIPTION OF PLAN (Continued)

Vesting

Participants are immediately vested in their salary deferral contributions plus actual earnings thereon. Vesting in the Company's matching contributions plus related earnings is based upon the participant's length of service with the Company. Vesting is based on the following schedule:

Years of Service	Vesting Percentage
Less than 1 year	0%
1 year	20%
2 years	40%
3 years	60%
4 years	80%
5 years or more	100%

Notwithstanding the above, a participant is 100% vested upon reaching the normal retirement age, or upon death or disability.

Forfeitures

Forfeited nonvested accounts will be used to reduce Plan expenses and future Company contributions. At December 31, 2014 and 2013, unused forfeitures included in investments were $194,258 and $310,419, respectively. In 2014, employer contributions were reduced by $309,973 from forfeited nonvested accounts.

Notes Receivable from Participants

Participants may borrow from their accounts a minimum of $1,000 up to a maximum equal to the lesser of $50,000 or 50% of their vested account balance. Participants may have only one note receivable outstanding at any given time. Note receivable terms range from 1 to 5 years, except for the purchase of a primary residence. The notes receivable are secured by the balances in the participants' accounts and bear interest at a rate of prime plus 1%.

Payment of Benefits

On termination of service, death, disability or retirement, a participant may receive a lump-sum amount equal to the vested value of his or her account, or installments over a specified number of years, or a rollover into an individual retirement account or another qualified plan. In-service distributions are allowed for participants who have attained age 59.5 or for financial hardship upon the written request of the participant.

NOTE 1 – DESCRIPTION OF PLAN (Continued)

Plan Termination

Although it has not expressed any intent to do so, the Company has the right under the Plan to discontinue its contributions at any time and to terminate the Plan subject to the provisions of ERISA. In the event of termination of the Plan, participants will become 100% vested in their accounts.

NOTE 2 – SUMMARY OF SIGNIFICANT ACCOUNTING POLICIES

Basis of Accounting

The financial statements and supplemental schedule of the Plan are prepared on the accrual basis of accounting.

Investment contracts held by a defined-contribution plan are required to be reported at fair value. However, contract value is the relevant measurement attribute for that portion of the net assets available for benefits of a defined contribution plan attributable to fully benefit-responsive investment contracts because contract value is the amount participants would receive if they were to initiate permitted transactions under the terms of the Plan. The statements of net assets available for benefits presents investments at fair value of the investment contracts as well as the adjustment of the fully benefit-responsive investment contracts from fair value to contract value. The statement of changes in net assets available for benefits and the supplemental schedule are prepared on a contract value basis. At December 31, 2014 and 2013, the Plan's investment in fully benefit-responsive investment contracts was with the Wells Fargo Stable Return Fund.

Valuation of Investments

Investments are stated at fair value. Fair value is the price that would be received to sell an asset or paid to transfer a liability in an orderly transaction between market participants as of the measurement date. See Note 4 for discussion on fair value measurements.

Interest income is recorded on the accrual basis. Net appreciation includes the Plan's gains and losses on investments bought and sold as well as held during the year.

Notes Receivable from Participants

Notes receivable from participants are measured at their unpaid principal balance plus any accrued but unpaid interest. Delinquent participant notes receivable are reclassified as distributions based upon the terms of the Plan document.

NOTE 2 – SUMMARY OF SIGNIFICANT ACCOUNTING POLICIES (Continued)

Payment of Benefits

Benefits are recorded when paid.

Administrative Expenses

Certain administrative expenses incurred for recordkeeping, trustee, custodian and other professional fees are paid by the Plan. Other investment related expenses are included in net appreciation of fair value of investments. Any remaining direct administrative expenses incurred by the Plan are paid by the Company.

Use of Estimates

The preparation of financial statements in conformity with accounting principles generally accepted in the United States of America requires management to make estimates and assumptions that affect the reported amounts of assets and liabilities and changes therein, and disclosure of contingent assets and liabilities. Actual results could differ from those estimates.

Income Taxes

Accounting principles generally accepted in the United States of America require Plan management to evaluate tax positions taken by the Plan and recognize a tax liability (or asset) if the Plan has taken an uncertain position that more likely than not would not be sustained upon examination by the Internal Revenue Service. The plan administrator has analyzed the tax positions taken by the Plan, and has concluded that, as of December 31, 2014, there were no uncertain tax positions taken or expected to be taken that would require recognition of a liability (or asset) or disclosure in the financial statements. The Plan is subject to routine audits by taxing jurisdictions; however, there are currently no audits for any tax periods in progress. The plan administrator believes it is not subject to income tax examinations for years prior to 2011.

Subsequent Events

The Plan evaluated subsequent events through September 23, 2015 when these financial statements were available to be issued. The Plan was not aware of any significant events that occurred subsequent to the statement of net assets available for benefits date but prior to the filing of this report that would have a material impact on the financial statements.

NOTE 3 – INFORMATION CERTIFIED BY TRUSTEE

The following is a summary of the unaudited information regarding the Plan, included in the Plan's financial statements and supplemental schedule, that was prepared by or derived from information prepared by Wells Fargo Bank, N.A., the trustee of the Plan, and furnished to the plan administrator. The plan administrator has obtained certifications from the trustee that such information is complete and accurate.

	2014	2013
Statements of Net Assets Available for Benefits:		
Registered investment companies, at fair value	$211,778,534	$204,179,874
Common collective trust, at fair value	46,732,121	50,830,929
Common collective trust, at contract value	46,201,307	50,489,058
Notes receivable from participants	7,505,600	7,760,785
Cash and cash equivalents	67,245	58,450
Statement of Changes in Net Assets Available for Benefits:		
Net depreciation in fair value of investments	(970,048)	
Dividend income	13,542,719	
Other income	9,535	
Interest income on notes receivable from participants	305,751	

Schedule H, Line 4i – Schedule of Assets (Held at End of Year)

The following table represents investments of five percent or more of the Plan's net assets at December 31:

	2014	2013
Janus Balanced Fund	$ 64,961,775	$ 58,214,882
Wells Fargo Stable Return Fund N35*	38,773,840	43,056,771
Victory Diversified Stock Fund	35,819,228	34,795,378
Wells Fargo Advantage Index Fund	22,218,436	19,170,314
Wells Fargo Advantage Emerging Growth Fund	17,517,972	19,824,558
Janus Overseas Fund	**	15,952,577

** Investment did not meet the 5% threshold.

* Valued at contract value. At December 31, 2014 and 2013, fair value is $39,304,654 and $43,398,642 respectively.

NOTE 4 – FAIR VALUE MEASUREMENTS

The framework for measuring fair value provides a fair value hierarchy that prioritizes the inputs to valuation techniques used to measure fair value. The hierarchy gives the highest priority to unadjusted quoted prices in active markets for identical assets (level 1 measurements) and the lowest priority to unobservable inputs (level 3 measurements). The three levels of the fair value hierarchy are described as follows:

Level 1 Inputs to the valuation methodology are unadjusted quoted prices for identical assets or liabilities in active markets that the plan has the ability to access.

Level 2 Inputs to the valuation methodology include the following:

- quoted prices for similar assets or liabilities in active markets;
- quoted prices for identical or similar assets or liabilities in inactive markets;
- inputs other than quoted prices that are observable for the asset or liability;
- inputs that are derived principally from or corroborated by observable market data by correlation or other means.

If the asset or liability has a specified (contractual) term, the level 2 input must be observable for substantially the full term of the asset or liability.

Level 3 Inputs to the valuation methodology are unobservable and significant to the fair value measurement.

The asset's or liability's fair value measurement level within the fair value hierarchy is based on the lowest level of any input that is significant to the fair value measurement. Valuation techniques used need to maximize the use of observable inputs and minimize the use of unobservable inputs. There have been no changes in the methodologies used at December 31, 2014 and 2013. A description of the valuation methodologies used for assets measured at fair value is as follows:

Registered investment companies – valued at the net asset values of shares held by the Plan at year end.

Common collective trusts – valued at fair value based on the asset value per unit as determined by the collective trust as of the valuation date. The net asset value is determined in accordance with a valuation methodology adopted by the common collective trust's trustee. The net asset value is not a publicly quoted price in an active market. There are currently no redemption restrictions on these investments. Participant transactions may occur daily at contract value.

The methods described above may produce a fair value calculation that may not be indicative of net realizable value or reflective of future fair values. Furthermore, while the Plan believes its valuation methods are appropriate and consistent with other market participants, the use of different methodologies or assumptions to determine the fair value of certain financial instruments could result in a different fair value measurement at the reporting date.

NOTE 4 – FAIR VALUE MEASUREMENTS (Continued)

The following table sets forth by level, within the fair value hierarchy, the Plan's assets at fair value as of December 31, 2014:

	Level 1	Level 2	Level 3	Total
Registered investment companies:				
Balanced funds	$ 64,961,775	$ -	$ -	$ 64,961,775
Large cap blend funds	35,819,228	-	-	35,819,228
Small cap growth funds	26,143,295	-	-	26,143,295
Large cap blend passive funds	22,218,436	-	-	22,218,436
Fixed income funds	15,734,592	-	-	15,734,592
International large cap growth funds	12,660,068	-	-	12,660,068
Large cap growth funds	12,079,801	-	-	12,079,801
Large cap value funds	11,524,844	-	-	11,524,844
International large cap blend funds	8,096,407	-	-	8,096,407
Small cap blend funds	2,540,088	-	-	2,540,088
Total registered investment companies	211,778,534	-	-	211,778,534
Common collective trusts:				
Stable value funds	-	39,304,654	-	39,304,654
Small cap blend passive funds	-	7,427,467	-	7,427,467
Total common collective trusts	-	46,732,121	-	46,732,121
Total assets at fair value	$211,778,534	$ 46,732,121	$ -	$258,510,655

The following table sets forth by level, within the fair value hierarchy, the Plan's assets at fair value as of December 31, 2013:

	Level 1	Level 2	Level 3	Total
Registered investment companies:				
Balanced funds	$ 58,214,882	$ -	$ -	$ 58,214,882
Large cap blend funds	34,795,378	-	-	34,795,378
Small cap growth funds	29,251,540	-	-	29,251,540
Large cap blend passive funds	19,170,314	-	-	19,170,314
International large cap growth funds	15,952,577	-	-	15,952,577
Fixed income funds	15,114,315	-	-	15,114,315
Large cap value funds	10,633,627	-	-	10,633,627
Large cap growth funds	10,514,477	-	-	10,514,477
International large cap blend funds	8,371,600	-	-	8,371,600
Small cap blend funds	2,161,164	-	-	2,161,164
Total registered investment companies	204,179,874	-	-	204,179,874

NOTE 4 – FAIR VALUE MEASUREMENTS (Continued)

	Level 1	Level 2	Level 3	Total
Common collective trusts:				
Stable value funds	-	43,398,642	-	43,398,642
Small cap blend passive funds	-	7,432,287	-	7,432,287
Total common collective trusts	-	50,830,929	-	50,830,929
Total assets at fair value	$204,179,874	$ 50,830,929	$ -	$255,010,803

NOTE 5 – INCOME TAX STATUS

The Internal Revenue Service has ruled (March 31, 2008) that the prototype of the Plan qualifies under Section 401(a) of the Internal Revenue Code ("IRC") and therefore, the related trust is exempt from taxation. The Plan has been amended since receiving the determination letter. However, the plan administrator and the Plan's tax counsel believe that the Plan is currently designed and being operated in compliance with the applicable requirements of the IRC.

NOTE 6 – TRANSACTIONS WITH PARTIES-IN-INTEREST

Transactions with parties-in-interest include purchases and sales of assets made through the trustee, contributions made by the Company, and fees paid for the trustee, accounting and other services. Certain Plan investments are managed by the trustee. Fees incurred by the Plan for the trustee's investment management services are included in net (depreciation) appreciation in fair value of investments, as they are paid through revenue sharing, rather than a direct payment. The Plan pays directly any other fees related to Plan operations.

NOTE 7 – RISKS AND UNCERTAINTIES

The Plan invests in various investment securities. Investment securities are exposed to various risks such as interest rate, market, and credit risks. Due to the level of risk associated with certain investment securities, it is at least reasonably possible that changes in the values of investment securities will occur in the near term and that such changes could materially affect participants' account balances and the amounts reported in the statements of net assets available for benefits.

NOTE 8 – RECONCILIATION OF FINANCIAL STATEMENTS TO FORM 5500

The following is a reconciliation of investments per the financial statements for the year ended December 31, 2014 to the Schedule H of Form 5500:

Total common collective trusts per the financial statements	$ 46,732,121
Add: 2014 adjustment from fair value to contract value for fully benefit-responsive investment contracts	(530,814)
Total common collective trusts per Schedule H of Form 5500	$ 46,201,307

The following is a reconciliation of investments per the financial statements for the year ended December 31, 2013 to the Schedule H of Form 5500:

Total common collective trusts per the financial statements	$ 50,830,929
Add: 2013 adjustment from fair value to contract value for fully benefit-responsive investment contracts	(341,871)
Total common collective trusts per Schedule H of Form 5500	$ 50,489,058

SUPPLEMENTAL SCHEDULE

IASIS HEALTHCARE LLC 401(K) RETIREMENT PLAN
SCHEDULE H, LINE 4i - SCHEDULE OF ASSETS (HELD AT END OF YEAR)
EIN 20-1150104 PLAN NUMBER 001
December 31, 2014

(a)	(b) Identity of issue, borrower, lessor, or similar party	(c) Description of investment including maturity date, rate of interest, collateral, par or maturity value	(e) Current Value	
	Janus Balanced Fund	Registered Investment Company	$ 64,961,775	
*	Wells Fargo Stable Return Fund N35	Common Collective Trust	38,773,840	**
	Victory Diversified Stock Fund	Registered Investment Company	35,819,228	
*	Wells Fargo Advantage Index Fund	Registered Investment Company	22,218,436	
*	Wells Fargo Advantage Emerging Growth Fund	Registered Investment Company	17,517,972	
	Janus Overseas Fund	Registered Investment Company	12,660,068	
	American Funds Growth Fund of America	Registered Investment Company	12,079,801	
	Dreyfus Intermediate Term Income Fund	Registered Investment Company	11,950,762	
	Invesco Comstock Fund	Registered Investment Company	11,524,844	
	Baron Small Cap Fund	Registered Investment Company	8,625,323	
	American Funds EuroPacific Growth Fund	Registered Investment Company	8,096,407	
*	Wells Fargo Russell 2000 Index Fund N35	Common Collective Trust	7,427,467	
	Vanguard Total Bond Market Index Adm	Registered Investment Company	3,783,830	
*	Wells Fargo Tr Advantage Small Cap Value Fd	Registered Investment Company	2,540,088	
*	Wells Fargo Advantage Cash Investment MM	Short Term Investment Fund	67,245	
*	Participant loans	Interest ranges from 3.25% to 10.25%	7,505,600	
			$ 265,552,686	

** Valued at contract value
* Represents a party-in-interest to the Plan

Note: Column (d) is not included since all investments are participant directed.

IASIS HEALTHCARE LLC
401(K) RETIREMENT PLAN

FINANCIAL STATEMENTS

December 31, 2014 and 2013

IASIS HEALTHCARE LLC 401(K) RETIREMENT PLAN

INDEX

Independent Auditor's Report..... 1– 2

Financial Statements:

Statements of Net Assets Available for Benefits..... 3

Statement of Changes in Net Assets Available for Benefits 4

Notes to Financial Statements..... 5 – 13

Supplemental Schedule:

Schedule H, Line 4i - Schedule of Assets (Held at End of Year)..... 14

Schedules other than the ones listed above have been omitted due to the absence of conditions under which they are required.

FRASIERDEAN HOWARDCPAs

INDEPENDENT AUDITOR'S REPORT

To the Plan Administrator of
IASIS Healthcare LLC 401(k) Retirement Plan
Franklin, Tennessee

Report on the Financial Statements

We were engaged to audit the accompanying financial statements of IASIS Healthcare LLC 401(k) Retirement Plan (the "Plan"), which comprise the statements of net assets available for benefits as of December 31, 2014 and 2013, and the related statement of changes in net assets available for benefits for the year ended December 31, 2014, and the related notes to the financial statements.

Management's Responsibility for the Financial Statements

Management is responsible for the preparation and fair presentation of these financial statements in accordance with accounting principles generally accepted in the United States of America; this includes the design, implementation, and maintenance of internal control relevant to the preparation and fair presentation of financial statements that are free from material misstatement, whether due to fraud or error.

Auditor's Responsibility

Our responsibility is to express an opinion on these financial statements based on conducting the audit in accordance with auditing standards generally accepted in the United States of America. Because of the matter described in the Basis for Disclaimer of Opinion paragraph, however, we were not able to obtain sufficient appropriate audit evidence to provide a basis for an audit opinion.

Basis for Disclaimer of Opinion

As permitted by 29 CFR 2520.103-8 of the Department of Labor's Rules and Regulations for Reporting and Disclosure under the Employee Retirement Income Security Act of 1974, the plan administrator instructed us not to perform, and we did not perform, any auditing procedures with respect to the information summarized in Note 3, which was certified by Wells Fargo Bank, N.A., the trustee of the Plan, except for comparing the information with the related information included in the financial statements. We have been informed by the plan administrator that the trustee holds the Plan's investment assets and executes investment transactions. The plan administrator has obtained a certification from the trustee as of and for the years ended December 31, 2014 and 2013, that the information provided to the plan administrator by the trustee is complete and accurate.

Disclaimer of Opinion

Because of the significance of the matter described in the Basis for Disclaimer of Opinion paragraph, we have not been able to obtain sufficient, appropriate audit evidence to provide a basis for an audit opinion. Accordingly, we do not express an opinion on these financial statements.

Other Matter

The supplemental schedule of Schedule H, Line 4i – Schedule of Assets (Held at End of Year) for the year ended December 31, 2014, is required by the Department of Labor's Rules and Regulations for Reporting and Disclosure under the Employee Retirement Income Security Act of 1974 and is presented for the purpose of additional analysis and is not a required part of the financial statements. Because of the significance of the matter described in the Basis for Disclaimer of Opinion paragraph, we do not express an opinion on the supplemental schedule referred to above.

Report on Form and Content in Compliance With DOL Rules and Regulations

The form and content of the information included in the financial statements and supplemental schedule, other than that derived from the information certified by the trustee, have been audited by us in accordance with auditing standards generally accepted in the United States of America and, in our opinion, are presented in compliance with the Department of Labor's Rules and Regulations for Reporting and Disclosure under the Employee Retirement Income Security Act of 1974.

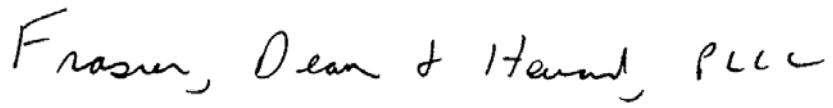

September 23, 2015
Nashville, Tennessee

IASIS HEALTHCARE LLC 401(K) RETIREMENT PLAN
STATEMENTS OF NET ASSETS AVAILABLE FOR BENEFITS
December 31, 2014 and 2013

	2014	2013
Cash and cash equivalents	$ 67,245	$ 58,450
Investments, at fair value:		
Registered investment companies	211,778,534	204,179,874
Common collective trusts	46,732,121	50,830,929
Total investments, at fair value	258,510,655	255,010,803
Receivables:		
Employer contributions	5,213,510	2,968,920
Participant contributions	82,878	121,837
Notes receivable from participants	7,505,600	7,760,785
Total receivables	12,801,988	10,851,542
Net assets available for benefits, at fair value	271,379,888	265,920,795
Adjustment from fair value to contract value for fully benefit-responsive investment contracts	(530,814)	(341,871)
Net assets available for benefits	$ 270,849,074	$ 265,578,924

See accompanying notes.

IASIS HEALTHCARE LLC 401(K) RETIREMENT PLAN
STATEMENT OF CHANGES IN NET ASSETS AVAILABLE FOR BENEFITS
Year Ended December 31, 2014

Investment activity:	
Net depreciation in fair value of registered investment companies	$ (1,730,202)
Net appreciation in fair value of common collective trusts	760,154
Dividends	13,542,719
Other income	9,535
Total investment activity	12,582,206
Interest income on notes receivable from participants	305,751
Contributions:	
Contributions from employer	5,213,510
Contributions from participants	20,959,331
Rollover contributions	1,243,327
Total contributions	27,416,168
Deductions:	
Benefit payments	(34,140,105)
Administrative expenses	(893,870)
Total deductions	(35,033,975)
Increase in net assets available for benefits	5,270,150
Net assets available for benefits, beginning of year	265,578,924
Net assets available for benefits, end of year	$ 270,849,074

See accompanying notes.

IASIS HEALTHCARE LLC 401(k) RETIREMENT PLAN
NOTES TO FINANCIAL STATEMENTS
December 31, 2014 and 2013

NOTE 1 – DESCRIPTION OF PLAN

The following description of the IASIS Healthcare LLC 401(k) Retirement Plan (the "Plan") provides only general information. Participants should refer to the Plan document for a more complete description. Copies of this document are available from the plan administrator.

General

The Plan is a defined contribution plan, established October 15, 1999, covering substantially all employees of IASIS Healthcare LLC (the "Company") and affiliated participating employers. The Plan is subject to the provisions of the Employee Retirement Income Security Act of 1974 ("ERISA"). Under the terms of the Plan, amounts contributed by the Company and earnings thereon are available for participant retirement benefits.

Employees are eligible to participate in the Plan on the first day of the month following the date of hire, except for employees without set hours who work on an on-call basis (PRN employees) who become eligible to participate upon the completion of one year of employment and 1,000 hours of service.

Contributions

Participants can elect to defer from 1% to 50% of eligible compensation, as defined in the Plan document, subject to Internal Revenue Code limitations. Participants who have attained age 50 before the end of the Plan year are eligible to make catch-up contributions. Participants may also contribute amounts representing distributions from other qualified plans.

The Company may make a discretionary matching contribution each year for eligible participants. Participants are eligible to receive a matching contribution if they make contributions during the calendar year, have completed one year of service, and are employed on the last day of the plan year. For the year ended December 31, 2014, the matching contribution was 40% of the participant's contribution on the first 6% of the participant's eligible compensation and was funded into the Plan after year end.

Participants direct the investment of their contributions into various investment options offered by the Plan.

Participant Accounts

Each participant's account is credited with the participant's contribution and allocations of the Company's contribution and Plan investment results. Allocations of Company contributions are based on participant wages. Allocations of Plan investment results are based on participant account balances. The benefit to which a participant is entitled is the benefit that can be provided from the participant's vested account.

NOTE 1 – DESCRIPTION OF PLAN (Continued)

Vesting

Participants are immediately vested in their salary deferral contributions plus actual earnings thereon. Vesting in the Company's matching contributions plus related earnings is based upon the participant's length of service with the Company. Vesting is based on the following schedule:

Years of Service	Vesting Percentage
Less than 1 year	0%
1 year	20%
2 years	40%
3 years	60%
4 years	80%
5 years or more	100%

Notwithstanding the above, a participant is 100% vested upon reaching the normal retirement age, or upon death or disability.

Forfeitures

Forfeited nonvested accounts will be used to reduce Plan expenses and future Company contributions. At December 31, 2014 and 2013, unused forfeitures included in investments were $194,258 and $310,419, respectively. In 2014, employer contributions were reduced by $309,973 from forfeited nonvested accounts.

Notes Receivable from Participants

Participants may borrow from their accounts a minimum of $1,000 up to a maximum equal to the lesser of $50,000 or 50% of their vested account balance. Participants may have only one note receivable outstanding at any given time. Note receivable terms range from 1 to 5 years, except for the purchase of a primary residence. The notes receivable are secured by the balances in the participants' accounts and bear interest at a rate of prime plus 1%.

Payment of Benefits

On termination of service, death, disability or retirement, a participant may receive a lump-sum amount equal to the vested value of his or her account, or installments over a specified number of years, or a rollover into an individual retirement account or another qualified plan. In-service distributions are allowed for participants who have attained age 59.5 or for financial hardship upon the written request of the participant.

NOTE 1 – DESCRIPTION OF PLAN (Continued)

Plan Termination

Although it has not expressed any intent to do so, the Company has the right under the Plan to discontinue its contributions at any time and to terminate the Plan subject to the provisions of ERISA. In the event of termination of the Plan, participants will become 100% vested in their accounts.

NOTE 2 – SUMMARY OF SIGNIFICANT ACCOUNTING POLICIES

Basis of Accounting

The financial statements and supplemental schedule of the Plan are prepared on the accrual basis of accounting.

Investment contracts held by a defined-contribution plan are required to be reported at fair value. However, contract value is the relevant measurement attribute for that portion of the net assets available for benefits of a defined contribution plan attributable to fully benefit-responsive investment contracts because contract value is the amount participants would receive if they were to initiate permitted transactions under the terms of the Plan. The statements of net assets available for benefits presents investments at fair value of the investment contracts as well as the adjustment of the fully benefit-responsive investment contracts from fair value to contract value. The statement of changes in net assets available for benefits and the supplemental schedule are prepared on a contract value basis. At December 31, 2014 and 2013, the Plan's investment in fully benefit-responsive investment contracts was with the Wells Fargo Stable Return Fund.

Valuation of Investments

Investments are stated at fair value. Fair value is the price that would be received to sell an asset or paid to transfer a liability in an orderly transaction between market participants as of the measurement date. See Note 4 for discussion on fair value measurements.

Interest income is recorded on the accrual basis. Net appreciation includes the Plan's gains and losses on investments bought and sold as well as held during the year.

Notes Receivable from Participants

Notes receivable from participants are measured at their unpaid principal balance plus any accrued but unpaid interest. Delinquent participant notes receivable are reclassified as distributions based upon the terms of the Plan document.

NOTE 2 – SUMMARY OF SIGNIFICANT ACCOUNTING POLICIES (Continued)

Payment of Benefits

Benefits are recorded when paid.

Administrative Expenses

Certain administrative expenses incurred for recordkeeping, trustee, custodian and other professional fees are paid by the Plan. Other investment related expenses are included in net appreciation of fair value of investments. Any remaining direct administrative expenses incurred by the Plan are paid by the Company.

Use of Estimates

The preparation of financial statements in conformity with accounting principles generally accepted in the United States of America requires management to make estimates and assumptions that affect the reported amounts of assets and liabilities and changes therein, and disclosure of contingent assets and liabilities. Actual results could differ from those estimates.

Income Taxes

Accounting principles generally accepted in the United States of America require Plan management to evaluate tax positions taken by the Plan and recognize a tax liability (or asset) if the Plan has taken an uncertain position that more likely than not would not be sustained upon examination by the Internal Revenue Service. The plan administrator has analyzed the tax positions taken by the Plan, and has concluded that, as of December 31, 2014, there were no uncertain tax positions taken or expected to be taken that would require recognition of a liability (or asset) or disclosure in the financial statements. The Plan is subject to routine audits by taxing jurisdictions; however, there are currently no audits for any tax periods in progress. The plan administrator believes it is not subject to income tax examinations for years prior to 2011.

Subsequent Events

The Plan evaluated subsequent events through September 23, 2015 when these financial statements were available to be issued. The Plan was not aware of any significant events that occurred subsequent to the statement of net assets available for benefits date but prior to the filing of this report that would have a material impact on the financial statements.

NOTE 3 – INFORMATION CERTIFIED BY TRUSTEE

The following is a summary of the unaudited information regarding the Plan, included in the Plan's financial statements and supplemental schedule, that was prepared by or derived from information prepared by Wells Fargo Bank, N.A., the trustee of the Plan, and furnished to the plan administrator. The plan administrator has obtained certifications from the trustee that such information is complete and accurate.

	2014	2013
Statements of Net Assets Available for Benefits:		
Registered investment companies, at fair value	$211,778,534	$204,179,874
Common collective trust, at fair value	46,732,121	50,830,929
Common collective trust, at contract value	46,201,307	50,489,058
Notes receivable from participants	7,505,600	7,760,785
Cash and cash equivalents	67,245	58,450
Statement of Changes in Net Assets Available for Benefits:		
Net depreciation in fair value of investments	(970,048)	
Dividend income	13,542,719	
Other income	9,535	
Interest income on notes receivable from participants	305,751	

Schedule H, Line 4i – Schedule of Assets (Held at End of Year)

The following table represents investments of five percent or more of the Plan's net assets at December 31:

	2014	2013
Janus Balanced Fund	$ 64,961,775	$ 58,214,882
Wells Fargo Stable Return Fund N35*	38,773,840	43,056,771
Victory Diversified Stock Fund	35,819,228	34,795,378
Wells Fargo Advantage Index Fund	22,218,436	19,170,314
Wells Fargo Advantage Emerging Growth Fund	17,517,972	19,824,558
Janus Overseas Fund	**	15,952,577

** Investment did not meet the 5% threshold.

* Valued at contract value. At December 31, 2014 and 2013, fair value is $39,304,654 and $43,398,642 respectively.

NOTE 4 – FAIR VALUE MEASUREMENTS

The framework for measuring fair value provides a fair value hierarchy that prioritizes the inputs to valuation techniques used to measure fair value. The hierarchy gives the highest priority to unadjusted quoted prices in active markets for identical assets (level 1 measurements) and the lowest priority to unobservable inputs (level 3 measurements). The three levels of the fair value hierarchy are described as follows:

Level 1 Inputs to the valuation methodology are unadjusted quoted prices for identical assets or liabilities in active markets that the plan has the ability to access.

Level 2 Inputs to the valuation methodology include the following:

- quoted prices for similar assets or liabilities in active markets;
- quoted prices for identical or similar assets or liabilities in inactive markets;
- inputs other than quoted prices that are observable for the asset or liability;
- inputs that are derived principally from or corroborated by observable market data by correlation or other means.

If the asset or liability has a specified (contractual) term, the level 2 input must be observable for substantially the full term of the asset or liability.

Level 3 Inputs to the valuation methodology are unobservable and significant to the fair value measurement.

The asset's or liability's fair value measurement level within the fair value hierarchy is based on the lowest level of any input that is significant to the fair value measurement. Valuation techniques used need to maximize the use of observable inputs and minimize the use of unobservable inputs. There have been no changes in the methodologies used at December 31, 2014 and 2013. A description of the valuation methodologies used for assets measured at fair value is as follows:

Registered investment companies – valued at the net asset values of shares held by the Plan at year end.

Common collective trusts – valued at fair value based on the asset value per unit as determined by the collective trust as of the valuation date. The net asset value is determined in accordance with a valuation methodology adopted by the common collective trust's trustee. The net asset value is not a publicly quoted price in an active market. There are currently no redemption restrictions on these investments. Participant transactions may occur daily at contract value.

The methods described above may produce a fair value calculation that may not be indicative of net realizable value or reflective of future fair values. Furthermore, while the Plan believes its valuation methods are appropriate and consistent with other market participants, the use of different methodologies or assumptions to determine the fair value of certain financial instruments could result in a different fair value measurement at the reporting date.

NOTE 4 – FAIR VALUE MEASUREMENTS (Continued)

The following table sets forth by level, within the fair value hierarchy, the Plan's assets at fair value as of December 31, 2014:

	Level 1	Level 2	Level 3	Total
Registered investment companies:				
Balanced funds	$ 64,961,775	$ -	$ -	$ 64,961,775
Large cap blend funds	35,819,228	-	-	35,819,228
Small cap growth funds	26,143,295	-	-	26,143,295
Large cap blend passive funds	22,218,436	-	-	22,218,436
Fixed income funds	15,734,592	-	-	15,734,592
International large cap growth funds	12,660,068	-	-	12,660,068
Large cap growth funds	12,079,801	-	-	12,079,801
Large cap value funds	11,524,844	-	-	11,524,844
International large cap blend funds	8,096,407	-	-	8,096,407
Small cap blend funds	2,540,088	-	-	2,540,088
Total registered investment companies	211,778,534	-	-	211,778,534
Common collective trusts:				
Stable value funds	-	39,304,654	-	39,304,654
Small cap blend passive funds	-	7,427,467	-	7,427,467
Total common collective trusts	-	46,732,121	-	46,732,121
Total assets at fair value	$211,778,534	$ 46,732,121	$ -	$258,510,655

The following table sets forth by level, within the fair value hierarchy, the Plan's assets at fair value as of December 31, 2013:

	Level 1	Level 2	Level 3	Total
Registered investment companies:				
Balanced funds	$ 58,214,882	$ -	$ -	$ 58,214,882
Large cap blend funds	34,795,378	-	-	34,795,378
Small cap growth funds	29,251,540	-	-	29,251,540
Large cap blend passive funds	19,170,314	-	-	19,170,314
International large cap growth funds	15,952,577	-	-	15,952,577
Fixed income funds	15,114,315	-	-	15,114,315
Large cap value funds	10,633,627	-	-	10,633,627
Large cap growth funds	10,514,477	-	-	10,514,477
International large cap blend funds	8,371,600	-	-	8,371,600
Small cap blend funds	2,161,164	-	-	2,161,164
Total registered investment companies	204,179,874	-	-	204,179,874

NOTE 4 – FAIR VALUE MEASUREMENTS (Continued)

	Level 1	Level 2	Level 3	Total
Common collective trusts:				
Stable value funds	-	43,398,642	-	43,398,642
Small cap blend passive funds	-	7,432,287	-	7,432,287
Total common collective trusts	-	50,830,929	-	50,830,929
Total assets at fair value	$204,179,874	$ 50,830,929	$ -	$255,010,803

NOTE 5 – INCOME TAX STATUS

The Internal Revenue Service has ruled (March 31, 2008) that the prototype of the Plan qualifies under Section 401(a) of the Internal Revenue Code ("IRC") and therefore, the related trust is exempt from taxation. The Plan has been amended since receiving the determination letter. However, the plan administrator and the Plan's tax counsel believe that the Plan is currently designed and being operated in compliance with the applicable requirements of the IRC.

NOTE 6 – TRANSACTIONS WITH PARTIES-IN-INTEREST

Transactions with parties-in-interest include purchases and sales of assets made through the trustee, contributions made by the Company, and fees paid for the trustee, accounting and other services. Certain Plan investments are managed by the trustee. Fees incurred by the Plan for the trustee's investment management services are included in net (depreciation) appreciation in fair value of investments, as they are paid through revenue sharing, rather than a direct payment. The Plan pays directly any other fees related to Plan operations.

NOTE 7 – RISKS AND UNCERTAINTIES

The Plan invests in various investment securities. Investment securities are exposed to various risks such as interest rate, market, and credit risks. Due to the level of risk associated with certain investment securities, it is at least reasonably possible that changes in the values of investment securities will occur in the near term and that such changes could materially affect participants' account balances and the amounts reported in the statements of net assets available for benefits.

NOTE 8 – RECONCILIATION OF FINANCIAL STATEMENTS TO FORM 5500

The following is a reconciliation of investments per the financial statements for the year ended December 31, 2014 to the Schedule H of Form 5500:

Total common collective trusts per the financial statements	$ 46,732,121
Add: 2014 adjustment from fair value to contract value for fully benefit-responsive investment contracts	(530,814)
Total common collective trusts per Schedule H of Form 5500	$ 46,201,307

The following is a reconciliation of investments per the financial statements for the year ended December 31, 2013 to the Schedule H of Form 5500:

Total common collective trusts per the financial statements	$ 50,830,929
Add: 2013 adjustment from fair value to contract value for fully benefit-responsive investment contracts	(341,871)
Total common collective trusts per Schedule H of Form 5500	$ 50,489,058

SUPPLEMENTAL SCHEDULE

IASIS HEALTHCARE LLC 401(K) RETIREMENT PLAN
SCHEDULE H, LINE 4i - SCHEDULE OF ASSETS (HELD AT END OF YEAR)
EIN 20-1150104 PLAN NUMBER 001
December 31, 2014

(a)	(b) Identity of issue, borrower, lessor, or similar party	(c) Description of investment including maturity date, rate of interest, collateral, par or maturity value	(e) Current Value	
	Janus Balanced Fund	Registered Investment Company	$ 64,961,775	
*	Wells Fargo Stable Return Fund N35	Common Collective Trust	38,773,840	**
	Victory Diversified Stock Fund	Registered Investment Company	35,819,228	
*	Wells Fargo Advantage Index Fund	Registered Investment Company	22,218,436	
*	Wells Fargo Advantage Emerging Growth Fund	Registered Investment Company	17,517,972	
	Janus Overseas Fund	Registered Investment Company	12,660,068	
	American Funds Growth Fund of America	Registered Investment Company	12,079,801	
	Dreyfus Intermediate Term Income Fund	Registered Investment Company	11,950,762	
	Invesco Comstock Fund	Registered Investment Company	11,524,844	
	Baron Small Cap Fund	Registered Investment Company	8,625,323	
	American Funds EuroPacific Growth Fund	Registered Investment Company	8,096,407	
*	Wells Fargo Russell 2000 Index Fund N35	Common Collective Trust	7,427,467	
	Vanguard Total Bond Market Index Adm	Registered Investment Company	3,783,830	
*	Wells Fargo Tr Advantage Small Cap Value Fd	Registered Investment Company	2,540,088	
*	Wells Fargo Advantage Cash Investment MM	Short Term Investment Fund	67,245	
*	Participant loans	Interest ranges from 3.25% to 10.25%	7,505,600	
			$ 265,552,686	

** Valued at contract value
* Represents a party-in-interest to the Plan

Note: Column (d) is not included since all investments are participant directed.

IASIS HEALTHCARE LLC
401(K) RETIREMENT PLAN

FINANCIAL STATEMENTS

December 31, 2014 and 2013

IASIS HEALTHCARE LLC 401(K) RETIREMENT PLAN

INDEX

Independent Auditor's Report..... 1– 2

Financial Statements:

Statements of Net Assets Available for Benefits..... 3

Statement of Changes in Net Assets Available for Benefits 4

Notes to Financial Statements..... 5 – 13

Supplemental Schedule:

Schedule H, Line 4i - Schedule of Assets (Held at End of Year)..... 14

Schedules other than the ones listed above have been omitted due to the absence of conditions under which they are required.

FRASIERDEAN HOWARDCPAs

INDEPENDENT AUDITOR'S REPORT

To the Plan Administrator of
IASIS Healthcare LLC 401(k) Retirement Plan
Franklin, Tennessee

Report on the Financial Statements

We were engaged to audit the accompanying financial statements of IASIS Healthcare LLC 401(k) Retirement Plan (the "Plan"), which comprise the statements of net assets available for benefits as of December 31, 2014 and 2013, and the related statement of changes in net assets available for benefits for the year ended December 31, 2014, and the related notes to the financial statements.

Management's Responsibility for the Financial Statements

Management is responsible for the preparation and fair presentation of these financial statements in accordance with accounting principles generally accepted in the United States of America; this includes the design, implementation, and maintenance of internal control relevant to the preparation and fair presentation of financial statements that are free from material misstatement, whether due to fraud or error.

Auditor's Responsibility

Our responsibility is to express an opinion on these financial statements based on conducting the audit in accordance with auditing standards generally accepted in the United States of America. Because of the matter described in the Basis for Disclaimer of Opinion paragraph, however, we were not able to obtain sufficient appropriate audit evidence to provide a basis for an audit opinion.

Basis for Disclaimer of Opinion

As permitted by 29 CFR 2520.103-8 of the Department of Labor's Rules and Regulations for Reporting and Disclosure under the Employee Retirement Income Security Act of 1974, the plan administrator instructed us not to perform, and we did not perform, any auditing procedures with respect to the information summarized in Note 3, which was certified by Wells Fargo Bank, N.A., the trustee of the Plan, except for comparing the information with the related information included in the financial statements. We have been informed by the plan administrator that the trustee holds the Plan's investment assets and executes investment transactions. The plan administrator has obtained a certification from the trustee as of and for the years ended December 31, 2014 and 2013, that the information provided to the plan administrator by the trustee is complete and accurate.

Disclaimer of Opinion

Because of the significance of the matter described in the Basis for Disclaimer of Opinion paragraph, we have not been able to obtain sufficient, appropriate audit evidence to provide a basis for an audit opinion. Accordingly, we do not express an opinion on these financial statements.

Other Matter

The supplemental schedule of Schedule H, Line 4i – Schedule of Assets (Held at End of Year) for the year ended December 31, 2014, is required by the Department of Labor's Rules and Regulations for Reporting and Disclosure under the Employee Retirement Income Security Act of 1974 and is presented for the purpose of additional analysis and is not a required part of the financial statements. Because of the significance of the matter described in the Basis for Disclaimer of Opinion paragraph, we do not express an opinion on the supplemental schedule referred to above.

Report on Form and Content in Compliance With DOL Rules and Regulations

The form and content of the information included in the financial statements and supplemental schedule, other than that derived from the information certified by the trustee, have been audited by us in accordance with auditing standards generally accepted in the United States of America and, in our opinion, are presented in compliance with the Department of Labor's Rules and Regulations for Reporting and Disclosure under the Employee Retirement Income Security Act of 1974.

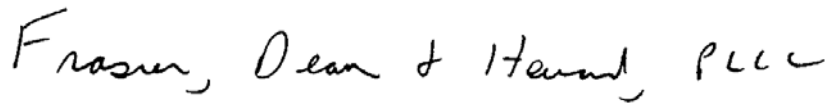

September 23, 2015
Nashville, Tennessee

IASIS HEALTHCARE LLC 401(K) RETIREMENT PLAN
STATEMENTS OF NET ASSETS AVAILABLE FOR BENEFITS
December 31, 2014 and 2013

	2014	2013
Cash and cash equivalents	$ 67,245	$ 58,450
Investments, at fair value:		
Registered investment companies	211,778,534	204,179,874
Common collective trusts	46,732,121	50,830,929
Total investments, at fair value	258,510,655	255,010,803
Receivables:		
Employer contributions	5,213,510	2,968,920
Participant contributions	82,878	121,837
Notes receivable from participants	7,505,600	7,760,785
Total receivables	12,801,988	10,851,542
Net assets available for benefits, at fair value	271,379,888	265,920,795
Adjustment from fair value to contract value for fully benefit-responsive investment contracts	(530,814)	(341,871)
Net assets available for benefits	$ 270,849,074	$ 265,578,924

See accompanying notes.

IASIS HEALTHCARE LLC 401(K) RETIREMENT PLAN
STATEMENT OF CHANGES IN NET ASSETS AVAILABLE FOR BENEFITS
Year Ended December 31, 2014

Investment activity:	
Net depreciation in fair value of registered investment companies	$ (1,730,202)
Net appreciation in fair value of common collective trusts	760,154
Dividends	13,542,719
Other income	9,535
Total investment activity	12,582,206
Interest income on notes receivable from participants	305,751
Contributions:	
Contributions from employer	5,213,510
Contributions from participants	20,959,331
Rollover contributions	1,243,327
Total contributions	27,416,168
Deductions:	
Benefit payments	(34,140,105)
Administrative expenses	(893,870)
Total deductions	(35,033,975)
Increase in net assets available for benefits	5,270,150
Net assets available for benefits, beginning of year	265,578,924
Net assets available for benefits, end of year	$ 270,849,074

See accompanying notes.

IASIS HEALTHCARE LLC 401(k) RETIREMENT PLAN
NOTES TO FINANCIAL STATEMENTS
December 31, 2014 and 2013

NOTE 1 – DESCRIPTION OF PLAN

The following description of the IASIS Healthcare LLC 401(k) Retirement Plan (the "Plan") provides only general information. Participants should refer to the Plan document for a more complete description. Copies of this document are available from the plan administrator.

General

The Plan is a defined contribution plan, established October 15, 1999, covering substantially all employees of IASIS Healthcare LLC (the "Company") and affiliated participating employers. The Plan is subject to the provisions of the Employee Retirement Income Security Act of 1974 ("ERISA"). Under the terms of the Plan, amounts contributed by the Company and earnings thereon are available for participant retirement benefits.

Employees are eligible to participate in the Plan on the first day of the month following the date of hire, except for employees without set hours who work on an on-call basis (PRN employees) who become eligible to participate upon the completion of one year of employment and 1,000 hours of service.

Contributions

Participants can elect to defer from 1% to 50% of eligible compensation, as defined in the Plan document, subject to Internal Revenue Code limitations. Participants who have attained age 50 before the end of the Plan year are eligible to make catch-up contributions. Participants may also contribute amounts representing distributions from other qualified plans.

The Company may make a discretionary matching contribution each year for eligible participants. Participants are eligible to receive a matching contribution if they make contributions during the calendar year, have completed one year of service, and are employed on the last day of the plan year. For the year ended December 31, 2014, the matching contribution was 40% of the participant's contribution on the first 6% of the participant's eligible compensation and was funded into the Plan after year end.

Participants direct the investment of their contributions into various investment options offered by the Plan.

Participant Accounts

Each participant's account is credited with the participant's contribution and allocations of the Company's contribution and Plan investment results. Allocations of Company contributions are based on participant wages. Allocations of Plan investment results are based on participant account balances. The benefit to which a participant is entitled is the benefit that can be provided from the participant's vested account.

NOTE 1 – DESCRIPTION OF PLAN (Continued)

Vesting

Participants are immediately vested in their salary deferral contributions plus actual earnings thereon. Vesting in the Company's matching contributions plus related earnings is based upon the participant's length of service with the Company. Vesting is based on the following schedule:

Years of Service	Vesting Percentage
Less than 1 year	0%
1 year	20%
2 years	40%
3 years	60%
4 years	80%
5 years or more	100%

Notwithstanding the above, a participant is 100% vested upon reaching the normal retirement age, or upon death or disability.

Forfeitures

Forfeited nonvested accounts will be used to reduce Plan expenses and future Company contributions. At December 31, 2014 and 2013, unused forfeitures included in investments were $194,258 and $310,419, respectively. In 2014, employer contributions were reduced by $309,973 from forfeited nonvested accounts.

Notes Receivable from Participants

Participants may borrow from their accounts a minimum of $1,000 up to a maximum equal to the lesser of $50,000 or 50% of their vested account balance. Participants may have only one note receivable outstanding at any given time. Note receivable terms range from 1 to 5 years, except for the purchase of a primary residence. The notes receivable are secured by the balances in the participants' accounts and bear interest at a rate of prime plus 1%.

Payment of Benefits

On termination of service, death, disability or retirement, a participant may receive a lump-sum amount equal to the vested value of his or her account, or installments over a specified number of years, or a rollover into an individual retirement account or another qualified plan. In-service distributions are allowed for participants who have attained age 59.5 or for financial hardship upon the written request of the participant.

NOTE 1 – DESCRIPTION OF PLAN (Continued)

Plan Termination

Although it has not expressed any intent to do so, the Company has the right under the Plan to discontinue its contributions at any time and to terminate the Plan subject to the provisions of ERISA. In the event of termination of the Plan, participants will become 100% vested in their accounts.

NOTE 2 – SUMMARY OF SIGNIFICANT ACCOUNTING POLICIES

Basis of Accounting

The financial statements and supplemental schedule of the Plan are prepared on the accrual basis of accounting.

Investment contracts held by a defined-contribution plan are required to be reported at fair value. However, contract value is the relevant measurement attribute for that portion of the net assets available for benefits of a defined contribution plan attributable to fully benefit-responsive investment contracts because contract value is the amount participants would receive if they were to initiate permitted transactions under the terms of the Plan. The statements of net assets available for benefits presents investments at fair value of the investment contracts as well as the adjustment of the fully benefit-responsive investment contracts from fair value to contract value. The statement of changes in net assets available for benefits and the supplemental schedule are prepared on a contract value basis. At December 31, 2014 and 2013, the Plan's investment in fully benefit-responsive investment contracts was with the Wells Fargo Stable Return Fund.

Valuation of Investments

Investments are stated at fair value. Fair value is the price that would be received to sell an asset or paid to transfer a liability in an orderly transaction between market participants as of the measurement date. See Note 4 for discussion on fair value measurements.

Interest income is recorded on the accrual basis. Net appreciation includes the Plan's gains and losses on investments bought and sold as well as held during the year.

Notes Receivable from Participants

Notes receivable from participants are measured at their unpaid principal balance plus any accrued but unpaid interest. Delinquent participant notes receivable are reclassified as distributions based upon the terms of the Plan document.

NOTE 2 – SUMMARY OF SIGNIFICANT ACCOUNTING POLICIES (Continued)

Payment of Benefits

Benefits are recorded when paid.

Administrative Expenses

Certain administrative expenses incurred for recordkeeping, trustee, custodian and other professional fees are paid by the Plan. Other investment related expenses are included in net appreciation of fair value of investments. Any remaining direct administrative expenses incurred by the Plan are paid by the Company.

Use of Estimates

The preparation of financial statements in conformity with accounting principles generally accepted in the United States of America requires management to make estimates and assumptions that affect the reported amounts of assets and liabilities and changes therein, and disclosure of contingent assets and liabilities. Actual results could differ from those estimates.

Income Taxes

Accounting principles generally accepted in the United States of America require Plan management to evaluate tax positions taken by the Plan and recognize a tax liability (or asset) if the Plan has taken an uncertain position that more likely than not would not be sustained upon examination by the Internal Revenue Service. The plan administrator has analyzed the tax positions taken by the Plan, and has concluded that, as of December 31, 2014, there were no uncertain tax positions taken or expected to be taken that would require recognition of a liability (or asset) or disclosure in the financial statements. The Plan is subject to routine audits by taxing jurisdictions; however, there are currently no audits for any tax periods in progress. The plan administrator believes it is not subject to income tax examinations for years prior to 2011.

Subsequent Events

The Plan evaluated subsequent events through September 23, 2015 when these financial statements were available to be issued. The Plan was not aware of any significant events that occurred subsequent to the statement of net assets available for benefits date but prior to the filing of this report that would have a material impact on the financial statements.

NOTE 3 – INFORMATION CERTIFIED BY TRUSTEE

The following is a summary of the unaudited information regarding the Plan, included in the Plan's financial statements and supplemental schedule, that was prepared by or derived from information prepared by Wells Fargo Bank, N.A., the trustee of the Plan, and furnished to the plan administrator. The plan administrator has obtained certifications from the trustee that such information is complete and accurate.

	2014	2013
Statements of Net Assets Available for Benefits:		
Registered investment companies, at fair value	$211,778,534	$204,179,874
Common collective trust, at fair value	46,732,121	50,830,929
Common collective trust, at contract value	46,201,307	50,489,058
Notes receivable from participants	7,505,600	7,760,785
Cash and cash equivalents	67,245	58,450
Statement of Changes in Net Assets Available for Benefits:		
Net depreciation in fair value of investments	(970,048)	
Dividend income	13,542,719	
Other income	9,535	
Interest income on notes receivable from participants	305,751	

Schedule H, Line 4i – Schedule of Assets (Held at End of Year)

The following table represents investments of five percent or more of the Plan's net assets at December 31:

	2014	2013
Janus Balanced Fund	$ 64,961,775	$ 58,214,882
Wells Fargo Stable Return Fund N35*	38,773,840	43,056,771
Victory Diversified Stock Fund	35,819,228	34,795,378
Wells Fargo Advantage Index Fund	22,218,436	19,170,314
Wells Fargo Advantage Emerging Growth Fund	17,517,972	19,824,558
Janus Overseas Fund	**	15,952,577

** Investment did not meet the 5% threshold.

* Valued at contract value. At December 31, 2014 and 2013, fair value is $39,304,654 and $43,398,642 respectively.

NOTE 4 – FAIR VALUE MEASUREMENTS

The framework for measuring fair value provides a fair value hierarchy that prioritizes the inputs to valuation techniques used to measure fair value. The hierarchy gives the highest priority to unadjusted quoted prices in active markets for identical assets (level 1 measurements) and the lowest priority to unobservable inputs (level 3 measurements). The three levels of the fair value hierarchy are described as follows:

Level 1 Inputs to the valuation methodology are unadjusted quoted prices for identical assets or liabilities in active markets that the plan has the ability to access.

Level 2 Inputs to the valuation methodology include the following:

- quoted prices for similar assets or liabilities in active markets;
- quoted prices for identical or similar assets or liabilities in inactive markets;
- inputs other than quoted prices that are observable for the asset or liability;
- inputs that are derived principally from or corroborated by observable market data by correlation or other means.

If the asset or liability has a specified (contractual) term, the level 2 input must be observable for substantially the full term of the asset or liability.

Level 3 Inputs to the valuation methodology are unobservable and significant to the fair value measurement.

The asset's or liability's fair value measurement level within the fair value hierarchy is based on the lowest level of any input that is significant to the fair value measurement. Valuation techniques used need to maximize the use of observable inputs and minimize the use of unobservable inputs. There have been no changes in the methodologies used at December 31, 2014 and 2013. A description of the valuation methodologies used for assets measured at fair value is as follows:

Registered investment companies – valued at the net asset values of shares held by the Plan at year end.

Common collective trusts – valued at fair value based on the asset value per unit as determined by the collective trust as of the valuation date. The net asset value is determined in accordance with a valuation methodology adopted by the common collective trust's trustee. The net asset value is not a publicly quoted price in an active market. There are currently no redemption restrictions on these investments. Participant transactions may occur daily at contract value.

The methods described above may produce a fair value calculation that may not be indicative of net realizable value or reflective of future fair values. Furthermore, while the Plan believes its valuation methods are appropriate and consistent with other market participants, the use of different methodologies or assumptions to determine the fair value of certain financial instruments could result in a different fair value measurement at the reporting date.

NOTE 4 – FAIR VALUE MEASUREMENTS (Continued)

The following table sets forth by level, within the fair value hierarchy, the Plan's assets at fair value as of December 31, 2014:

	Level 1	Level 2	Level 3	Total
Registered investment companies:				
Balanced funds	$ 64,961,775	$ -	$ -	$ 64,961,775
Large cap blend funds	35,819,228	-	-	35,819,228
Small cap growth funds	26,143,295	-	-	26,143,295
Large cap blend passive funds	22,218,436	-	-	22,218,436
Fixed income funds	15,734,592	-	-	15,734,592
International large cap growth funds	12,660,068	-	-	12,660,068
Large cap growth funds	12,079,801	-	-	12,079,801
Large cap value funds	11,524,844	-	-	11,524,844
International large cap blend funds	8,096,407	-	-	8,096,407
Small cap blend funds	2,540,088	-	-	2,540,088
Total registered investment companies	211,778,534	-	-	211,778,534
Common collective trusts:				
Stable value funds	-	39,304,654	-	39,304,654
Small cap blend passive funds	-	7,427,467	-	7,427,467
Total common collective trusts	-	46,732,121	-	46,732,121
Total assets at fair value	$211,778,534	$ 46,732,121	$ -	$258,510,655

The following table sets forth by level, within the fair value hierarchy, the Plan's assets at fair value as of December 31, 2013:

	Level 1	Level 2	Level 3	Total
Registered investment companies:				
Balanced funds	$ 58,214,882	$ -	$ -	$ 58,214,882
Large cap blend funds	34,795,378	-	-	34,795,378
Small cap growth funds	29,251,540	-	-	29,251,540
Large cap blend passive funds	19,170,314	-	-	19,170,314
International large cap growth funds	15,952,577	-	-	15,952,577
Fixed income funds	15,114,315	-	-	15,114,315
Large cap value funds	10,633,627	-	-	10,633,627
Large cap growth funds	10,514,477	-	-	10,514,477
International large cap blend funds	8,371,600	-	-	8,371,600
Small cap blend funds	2,161,164	-	-	2,161,164
Total registered investment companies	204,179,874	-	-	204,179,874

NOTE 4 – FAIR VALUE MEASUREMENTS (Continued)

	Level 1	Level 2	Level 3	Total
Common collective trusts:				
Stable value funds	-	43,398,642	-	43,398,642
Small cap blend passive funds	-	7,432,287	-	7,432,287
Total common collective trusts	-	50,830,929	-	50,830,929
Total assets at fair value	$204,179,874	$ 50,830,929	$ -	$255,010,803

NOTE 5 – INCOME TAX STATUS

The Internal Revenue Service has ruled (March 31, 2008) that the prototype of the Plan qualifies under Section 401(a) of the Internal Revenue Code ("IRC") and therefore, the related trust is exempt from taxation. The Plan has been amended since receiving the determination letter. However, the plan administrator and the Plan's tax counsel believe that the Plan is currently designed and being operated in compliance with the applicable requirements of the IRC.

NOTE 6 – TRANSACTIONS WITH PARTIES-IN-INTEREST

Transactions with parties-in-interest include purchases and sales of assets made through the trustee, contributions made by the Company, and fees paid for the trustee, accounting and other services. Certain Plan investments are managed by the trustee. Fees incurred by the Plan for the trustee's investment management services are included in net (depreciation) appreciation in fair value of investments, as they are paid through revenue sharing, rather than a direct payment. The Plan pays directly any other fees related to Plan operations.

NOTE 7 – RISKS AND UNCERTAINTIES

The Plan invests in various investment securities. Investment securities are exposed to various risks such as interest rate, market, and credit risks. Due to the level of risk associated with certain investment securities, it is at least reasonably possible that changes in the values of investment securities will occur in the near term and that such changes could materially affect participants' account balances and the amounts reported in the statements of net assets available for benefits.

NOTE 8 – RECONCILIATION OF FINANCIAL STATEMENTS TO FORM 5500

The following is a reconciliation of investments per the financial statements for the year ended December 31, 2014 to the Schedule H of Form 5500:

Total common collective trusts per the financial statements	$ 46,732,121
Add: 2014 adjustment from fair value to contract value for fully benefit-responsive investment contracts	(530,814)
Total common collective trusts per Schedule H of Form 5500	$ 46,201,307

The following is a reconciliation of investments per the financial statements for the year ended December 31, 2013 to the Schedule H of Form 5500:

Total common collective trusts per the financial statements	$ 50,830,929
Add: 2013 adjustment from fair value to contract value for fully benefit-responsive investment contracts	(341,871)
Total common collective trusts per Schedule H of Form 5500	$ 50,489,058

SUPPLEMENTAL SCHEDULE

IASIS HEALTHCARE LLC 401(K) RETIREMENT PLAN
SCHEDULE H, LINE 4i - SCHEDULE OF ASSETS (HELD AT END OF YEAR)
EIN 20-1150104 PLAN NUMBER 001
December 31, 2014

(a)	(b) Identity of issue, borrower, lessor, or similar party	(c) Description of investment including maturity date, rate of interest, collateral, par or maturity value	(e) Current Value	
	Janus Balanced Fund	Registered Investment Company	$ 64,961,775	
*	Wells Fargo Stable Return Fund N35	Common Collective Trust	38,773,840	**
	Victory Diversified Stock Fund	Registered Investment Company	35,819,228	
*	Wells Fargo Advantage Index Fund	Registered Investment Company	22,218,436	
*	Wells Fargo Advantage Emerging Growth Fund	Registered Investment Company	17,517,972	
	Janus Overseas Fund	Registered Investment Company	12,660,068	
	American Funds Growth Fund of America	Registered Investment Company	12,079,801	
	Dreyfus Intermediate Term Income Fund	Registered Investment Company	11,950,762	
	Invesco Comstock Fund	Registered Investment Company	11,524,844	
	Baron Small Cap Fund	Registered Investment Company	8,625,323	
	American Funds EuroPacific Growth Fund	Registered Investment Company	8,096,407	
*	Wells Fargo Russell 2000 Index Fund N35	Common Collective Trust	7,427,467	
	Vanguard Total Bond Market Index Adm	Registered Investment Company	3,783,830	
*	Wells Fargo Tr Advantage Small Cap Value Fd	Registered Investment Company	2,540,088	
*	Wells Fargo Advantage Cash Investment MM	Short Term Investment Fund	67,245	
*	Participant loans	Interest ranges from 3.25% to 10.25%	7,505,600	
			$ 265,552,686	

** Valued at contract value
* Represents a party-in-interest to the Plan

Note: Column (d) is not included since all investments are participant directed.