Form 5500

Department of the Treasury
Internal Revenue Service

Department of Labor
Employee Benefits Security Administration

Pension Benefit Guaranty Corporation

Annual Return/Report of Employee Benefit Plan

This form is required to be filed for employee benefit plans under sections 104 and 4065 of the Employee Retirement Income Security Act of 1974 (ERISA) and sections 6047(e), 6057(b), and 6058(a) of the Internal Revenue Code (the Code).

▶ **Complete all entries in accordance with the instructions to the Form 5500.**

OMB Nos. 1210-0110
1210-0089

2015

This Form is Open to Public Inspection

Part I Annual Report Identification Information

For calendar plan year 2015 or fiscal plan year beginning 01/01/2015 and ending 12/31/2015

A This return/report is for:
- [ ] a multiemployer plan;
- [ ] a multiple-employer plan (Filers checking this box must attach a list of participating employer information in accordance with the form instructions); or
- [X] a single-employer plan;
- [ ] a DFE (specify) ____

B This return/report is:
- [ ] the first return/report;
- [ ] the final return/report;
- [ ] an amended return/report;
- [ ] a short plan year return/report (less than 12 months).

C If the plan is a collectively-bargained plan, check here. . . . . ▶ [X]

D Check box if filing under:
- [X] Form 5558;
- [ ] automatic extension;
- [ ] the DFVC program;
- [ ] special extension (enter description)

Part II Basic Plan Information—enter all requested information

1a Name of plan
PSK DBA FOODTOWN UNION 401(K) PLAN

1b Three-digit plan number (PN) ▶ 002

1c Effective date of plan 10/04/2007

2a Plan sponsor's name (employer, if for a single-employer plan)
Mailing address (include room, apt., suite no. and street, or P.O. Box)
City or town, state or province, country, and ZIP or foreign postal code (if foreign, see instructions)
PSK SUPERMARKETS, INC.

444 S. FULTON AVENUE
MT. VERNON, NY 10553

2b Employer Identification Number (EIN)
13-2669740

2c Plan Sponsor's telephone number
914-667-6400

2d Business code (see instructions)
445110

Caution: A penalty for the late or incomplete filing of this return/report will be assessed unless reasonable cause is established.

Under penalties of perjury and other penalties set forth in the instructions, I declare that I have examined this return/report, including accompanying schedules, statements and attachments, as well as the electronic version of this return/report, and to the best of my knowledge and belief, it is true, correct, and complete.

SIGN HERE	Filed with authorized/valid electronic signature.	10/12/2016	SHERYL HARDING
	Signature of plan administrator	Date	Enter name of individual signing as plan administrator
SIGN HERE			
	Signature of employer/plan sponsor	Date	Enter name of individual signing as employer or plan sponsor
SIGN HERE			
	Signature of DFE	Date	Enter name of individual signing as DFE

Preparer's name (including firm name, if applicable) and address (include room or suite number)

Preparer's telephone number

3a	Plan administrator's name and address [X] Same as Plan Sponsor	**3b**	Administrator's EIN
		3c	Administrator's telephone number
4	If the name and/or EIN of the plan sponsor has changed since the last return/report filed for this plan, enter the name, EIN and the plan number from the last return/report:	**4b**	EIN
a	Sponsor's name	**4c**	PN

5	Total number of participants at the beginning of the plan year	**5**	528
6	Number of participants as of the end of the plan year unless otherwise stated (welfare plans complete only lines **6a(1), 6a(2), 6b, 6c,** and **6d**).		
a(1)	Total number of active participants at the beginning of the plan year	**6a(1)**	521
a(2)	Total number of active participants at the end of the plan year	**6a(2)**	449
b	Retired or separated participants receiving benefits	**6b**	0
c	Other retired or separated participants entitled to future benefits	**6c**	4
d	Subtotal. Add lines **6a(2)**, **6b**, and **6c**.	**6d**	453
e	Deceased participants whose beneficiaries are receiving or are entitled to receive benefits.	**6e**	0
f	Total. Add lines **6d** and **6e**.	**6f**	453
g	Number of participants with account balances as of the end of the plan year (only defined contribution plans complete this item)	**6g**	115
h	Number of participants that terminated employment during the plan year with accrued benefits that were less than 100% vested	**6h**	0
7	Enter the total number of employers obligated to contribute to the plan (only multiemployer plans complete this item)	**7**	

8a If the plan provides pension benefits, enter the applicable pension feature codes from the List of Plan Characteristics Codes in the instructions:
2G 2J 2K 2T 3D 3H 2F

b If the plan provides welfare benefits, enter the applicable welfare feature codes from the List of Plan Characteristics Codes in the instructions:

9a Plan funding arrangement (check all that apply)		**9b** Plan benefit arrangement (check all that apply)	
(1)	[ ] Insurance	**(1)**	[ ] Insurance
(2)	[ ] Code section 412(e)(3) insurance contracts	**(2)**	[ ] Code section 412(e)(3) insurance contracts
(3)	[X] Trust	**(3)**	[X] Trust
(4)	[ ] General assets of the sponsor	**(4)**	[ ] General assets of the sponsor

10 Check all applicable boxes in 10a and 10b to indicate which schedules are attached, and, where indicated, enter the number attached. (See instructions)

a Pension Schedules

(1) [X] **R** (Retirement Plan Information)

(2) [ ] **MB** (Multiemployer Defined Benefit Plan and Certain Money Purchase Plan Actuarial Information) - signed by the plan actuary

(3) [ ] **SB** (Single-Employer Defined Benefit Plan Actuarial Information) - signed by the plan actuary

b General Schedules

(1) [X] **H** (Financial Information)

(2) [ ] **I** (Financial Information – Small Plan)

(3) [ ] ___ **A** (Insurance Information)

(4) [X] **C** (Service Provider Information)

(5) [ ] **D** (DFE/Participating Plan Information)

(6) [ ] **G** (Financial Transaction Schedules)

Part III **Form M-1 Compliance Information (to be completed by welfare benefit plans)**

11a If the plan provides welfare benefits, was the plan subject to the Form M-1 filing requirements during the plan year? (See instructions and 29 CFR 2520.101-2.) ..... ☐ Yes ☐ No

If "Yes" is checked, complete lines 11b and 11c.

11b Is the plan currently in compliance with the Form M-1 filing requirements? (See instructions and 29 CFR 2520.101-2.) ……..... ☐ Yes ☐ No

11c Enter the Receipt Confirmation Code for the 2015 Form M-1 annual report. If the plan was not required to file the 2015 Form M-1 annual report, enter the Receipt Confirmation Code for the most recent Form M-1 that was required to be filed under the Form M-1 filing requirements. (Failure to enter a valid Receipt Confirmation Code will subject the Form 5500 filing to rejection as incomplete.)

Receipt Confirmation Code_____

SCHEDULE C (Form 5500)	Service Provider Information	OMB No. 1210-0110
Department of the Treasury Internal Revenue Service Department of Labor Employee Benefits Security Administration Pension Benefit Guaranty Corporation	This schedule is required to be filed under section 104 of the Employee Retirement Income Security Act of 1974 (ERISA). ▶ **File as an attachment to Form 5500.**	**2015** **This Form is Open to Public Inspection.**

For calendar plan year 2015 or fiscal plan year beginning 01/01/2015 and ending 12/31/2015

A Name of plan
PSK DBA FOODTOWN UNION 401(K) PLAN

B Three-digit plan number (PN) ▶ 002

C Plan sponsor's name as shown on line 2a of Form 5500
PSK SUPERMARKETS, INC.

D Employer Identification Number (EIN)
13-2669740

Part I Service Provider Information (see instructions)

You must complete this Part, in accordance with the instructions, to report the information required for **each person** who received, directly or indirectly, $5,000 or more in total compensation (i.e., money or anything else of monetary value) in connection with services rendered to the plan or the person's position with the plan during the plan year. If a person received **only** eligible indirect compensation for which the plan received the required disclosures, you are required to answer line 1 but are not required to include that person when completing the remainder of this Part.

1 Information on Persons Receiving Only Eligible Indirect Compensation

a Check "Yes" or "No" to indicate whether you are excluding a person from the remainder of this Part because they received only eligible indirect compensation for which the plan received the required disclosures (see instructions for definitions and conditions).. . . . . [X] Yes [ ] No

b If you answered line 1a "Yes," enter the name and EIN or address of each person providing the required disclosures for the service providers who received only eligible indirect compensation. Complete as many entries as needed (see instructions).

(b) Enter name and EIN or address of person who provided you disclosures on eligible indirect compensation

FIDELITY INVESTMENTS INSTITUTIONAL

04-2647786

(b) Enter name and EIN or address of person who provided you disclosure on eligible indirect compensation

(b) Enter name and EIN or address of person who provided you disclosures on eligible indirect compensation

(b) Enter name and EIN or address of person who provided you disclosures on eligible indirect compensation

(b) Enter name and EIN or address of person who provided you disclosures on eligible indirect compensation

(b) Enter name and EIN or address of person who provided you disclosures on eligible indirect compensation

(b) Enter name and EIN or address of person who provided you disclosures on eligible indirect compensation

(b) Enter name and EIN or address of person who provided you disclosures on eligible indirect compensation

(b) Enter name and EIN or address of person who provided you disclosures on eligible indirect compensation

(b) Enter name and EIN or address of person who provided you disclosures on eligible indirect compensation

(b) Enter name and EIN or address of person who provided you disclosures on eligible indirect compensation

(b) Enter name and EIN or address of person who provided you disclosures on eligible indirect compensation

2. Information on Other Service Providers Receiving Direct or Indirect Compensation. Except for those persons for whom you answered "Yes" to line 1a above, complete as many entries as needed to list each person receiving, directly or indirectly, $5,000 or more in total compensation (i.e., money or anything else of value) in connection with services rendered to the plan or their position with the plan during the plan year. (See instructions).

(a) Enter name and EIN or address (see instructions)

FIDELITY INVESTMENTS INSTITUTIONAL

04-2647786

(b) Service Code(s)	(c) Relationship to employer, employee organization, or person known to be a party-in-interest	(d) Enter direct compensation paid by the plan. If none, enter -0-.	(e) Did service provider receive indirect compensation? (sources other than plan or plan sponsor)	(f) Did indirect compensation include eligible indirect compensation, for which the plan received the required disclosures?	(g) Enter total indirect compensation received by service provider excluding eligible indirect compensation for which you answered "Yes" to element (f). If none, enter -0-.	(h) Did the service provider give you a formula instead of an amount or estimated amount?
37 60 64 65	RECORDKEEPER	5680	Yes [X] No [ ]	Yes [X] No [ ]	0	Yes [X] No [ ]

(a) Enter name and EIN or address (see instructions)

(b) Service Code(s)	(c) Relationship to employer, employee organization, or person known to be a party-in-interest	(d) Enter direct compensation paid by the plan. If none, enter -0-.	(e) Did service provider receive indirect compensation? (sources other than plan or plan sponsor)	(f) Did indirect compensation include eligible indirect compensation, for which the plan received the required disclosures?	(g) Enter total indirect compensation received by service provider excluding eligible indirect compensation for which you answered "Yes" to element (f). If none, enter -0-.	(h) Did the service provider give you a formula instead of an amount or estimated amount?
			Yes [ ] No [ ]	Yes [ ] No [ ]		Yes [ ] No [ ]

(a) Enter name and EIN or address (see instructions)

(b) Service Code(s)	(c) Relationship to employer, employee organization, or person known to be a party-in-interest	(d) Enter direct compensation paid by the plan. If none, enter -0-.	(e) Did service provider receive indirect compensation? (sources other than plan or plan sponsor)	(f) Did indirect compensation include eligible indirect compensation, for which the plan received the required disclosures?	(g) Enter total indirect compensation received by service provider excluding eligible indirect compensation for which you answered "Yes" to element (f). If none, enter -0-.	(h) Did the service provider give you a formula instead of an amount or estimated amount?
			Yes [ ] No [ ]	Yes [ ] No [ ]		Yes [ ] No [ ]

2. Information on Other Service Providers Receiving Direct or Indirect Compensation. Except for those persons for whom you answered "Yes" to line 1a above, complete as many entries as needed to list each person receiving, directly or indirectly, $5,000 or more in total compensation (i.e., money or anything else of value) in connection with services rendered to the plan or their position with the plan during the plan year. (See instructions).

(a) Enter name and EIN or address (see instructions)

(b) Service Code(s)	(c) Relationship to employer, employee organization, or person known to be a party-in-interest	(d) Enter direct compensation paid by the plan. If none, enter -0-.	(e) Did service provider receive indirect compensation? (sources other than plan or plan sponsor)	(f) Did indirect compensation include eligible indirect compensation, for which the plan received the required disclosures?	(g) Enter total indirect compensation received by service provider excluding eligible indirect compensation for which you answered "Yes" to element (f). If none, enter -0-.	(h) Did the service provider give you a formula instead of an amount or estimated amount?
			Yes ☐ No ☐	Yes ☐ No ☐		Yes ☐ No ☐

(a) Enter name and EIN or address (see instructions)

(b) Service Code(s)	(c) Relationship to employer, employee organization, or person known to be a party-in-interest	(d) Enter direct compensation paid by the plan. If none, enter -0-.	(e) Did service provider receive indirect compensation? (sources other than plan or plan sponsor)	(f) Did indirect compensation include eligible indirect compensation, for which the plan received the required disclosures?	(g) Enter total indirect compensation received by service provider excluding eligible indirect compensation for which you answered "Yes" to element (f). If none, enter -0-.	(h) Did the service provider give you a formula instead of an amount or estimated amount?
			Yes ☐ No ☐	Yes ☐ No ☐		Yes ☐ No ☐

(a) Enter name and EIN or address (see instructions)

(b) Service Code(s)	(c) Relationship to employer, employee organization, or person known to be a party-in-interest	(d) Enter direct compensation paid by the plan. If none, enter -0-.	(e) Did service provider receive indirect compensation? (sources other than plan or plan sponsor)	(f) Did indirect compensation include eligible indirect compensation, for which the plan received the required disclosures?	(g) Enter total indirect compensation received by service provider excluding eligible indirect compensation for which you answered "Yes" to element (f). If none, enter -0-.	(h) Did the service provider give you a formula instead of an amount or estimated amount?
			Yes ☐ No ☐	Yes ☐ No ☐		Yes ☐ No ☐

Part I Service Provider Information (continued)

3 If you reported on line 2 receipt of indirect compensation, other than eligible indirect compensation, by a service provider, and the service provider is a fiduciary or provides contract administrator, consulting, custodial, investment advisory, investment management, broker, or recordkeeping services, answer the following questions for (a) each source from whom the service provider received $1,000 or more in indirect compensation and (b) each source for whom the service provider gave you a formula used to determine the indirect compensation instead of an amount or estimated amount of the indirect compensation. Complete as many entries as needed to report the required information for each source.

(a) Enter service provider name as it appears on line 2	**(b)** Service Codes (see instructions)	**(c)** Enter amount of indirect compensation
FIDELITY INVESTMENTS INSTITUTIONAL	60	0

(d) Enter name and EIN (address) of source of indirect compensation		**(e)** Describe the indirect compensation, including any formula used to determine the service provider's eligibility for or the amount of the indirect compensation.
ALZGI HIGH YLD BD A - BOSTON FINAN	P.O. BOX 8480 BOSTON, MA 02266	0.50%

(a) Enter service provider name as it appears on line 2	**(b)** Service Codes (see instructions)	**(c)** Enter amount of indirect compensation
FIDELITY INVESTMENTS INSTITUTIONAL	60	0

(d) Enter name and EIN (address) of source of indirect compensation		**(e)** Describe the indirect compensation, including any formula used to determine the service provider's eligibility for or the amount of the indirect compensation.
COL/ACORN SELECT Z - COLUMBIA MGT	P.O. BOX 8081 BOSTON, MA 02266	0.40%

(a) Enter service provider name as it appears on line 2	**(b)** Service Codes (see instructions)	**(c)** Enter amount of indirect compensation
FIDELITY INVESTMENTS INSTITUTIONAL	60	0

(d) Enter name and EIN (address) of source of indirect compensation		**(e)** Describe the indirect compensation, including any formula used to determine the service provider's eligibility for or the amount of the indirect compensation.
LOOMIS SM CAP VAL R - BOSTON FINAN	P.O. BOX 8480 BOSTON, MA 02266	0.40%

Part II Service Providers Who Fail or Refuse to Provide Information

4 Provide, to the extent possible, the following information for each service provider who failed or refused to provide the information necessary to complete this Schedule.

(a) Enter name and EIN or address of service provider (see instructions)	**(b)** Nature of Service Code(s)	**(c)** Describe the information that the service provider failed or refused to provide

(a) Enter name and EIN or address of service provider (see instructions)	**(b)** Nature of Service Code(s)	**(c)** Describe the information that the service provider failed or refused to provide

(a) Enter name and EIN or address of service provider (see instructions)	**(b)** Nature of Service Code(s)	**(c)** Describe the information that the service provider failed or refused to provide

(a) Enter name and EIN or address of service provider (see instructions)	**(b)** Nature of Service Code(s)	**(c)** Describe the information that the service provider failed or refused to provide

(a) Enter name and EIN or address of service provider (see instructions)	**(b)** Nature of Service Code(s)	**(c)** Describe the information that the service provider failed or refused to provide

(a) Enter name and EIN or address of service provider (see instructions)	**(b)** Nature of Service Code(s)	**(c)** Describe the information that the service provider failed or refused to provide

Part III Termination Information on Accountants and Enrolled Actuaries (see instructions)

(complete as many entries as needed)

a	Name:	**b** EIN:
c	Position:	
d	Address:	**e** Telephone:

Explanation:

a	Name:	**b** EIN:
c	Position:	
d	Address:	**e** Telephone:

Explanation:

a	Name:	**b** EIN:
c	Position:	
d	Address:	**e** Telephone:

Explanation:

a	Name:	**b** EIN:
c	Position:	
d	Address:	**e** Telephone:

Explanation:

a	Name:	**b** EIN:
c	Position:	
d	Address:	**e** Telephone:

Explanation:

SCHEDULE H (Form 5500)

Department of the Treasury
Internal Revenue Service

Department of Labor
Employee Benefits Security Administration

Pension Benefit Guaranty Corporation

Financial Information

This schedule is required to be filed under section 104 of the Employee Retirement Income Security Act of 1974 (ERISA), and section 6058(a) of the Internal Revenue Code (the Code).

▶ **File as an attachment to Form 5500.**

OMB No. 1210-0110

2015

This Form is Open to Public Inspection

For calendar plan year 2015 or fiscal plan year beginning 01/01/2015 and ending 12/31/2015

A Name of plan
PSK DBA FOODTOWN UNION 401(K) PLAN

B Three-digit plan number (PN) ▶ 002

C Plan sponsor's name as shown on line 2a of Form 5500
PSK SUPERMARKETS, INC.

D Employer Identification Number (EIN)
13-2669740

Part I Asset and Liability Statement

1 Current value of plan assets and liabilities at the beginning and end of the plan year. Combine the value of plan assets held in more than one trust. Report the value of the plan's interest in a commingled fund containing the assets of more than one plan on a line-by-line basis unless the value is reportable on lines 1c(9) through 1c(14). Do not enter the value of that portion of an insurance contract which guarantees, during this plan year, to pay a specific dollar benefit at a future date. **Round off amounts to the nearest dollar.** MTIAs, CCTs, PSAs, and 103-12 IEs do not complete lines 1b(1), 1b(2), 1c(8), 1g, 1h, and 1i. CCTs, PSAs, and 103-12 IEs also do not complete lines 1d and 1e. See instructions.

Assets		(a) Beginning of Year	(b) End of Year
a Total noninterest-bearing cash	1a	0	0
b Receivables (less allowance for doubtful accounts):			
(1) Employer contributions	1b(1)	0	0
(2) Participant contributions	1b(2)	0	0
(3) Other	1b(3)	0	0
c General investments:			
(1) Interest-bearing cash (include money market accounts & certificates of deposit)	1c(1)	272391	280311
(2) U.S. Government securities	1c(2)	0	0
(3) Corporate debt instruments (other than employer securities):			
(A) Preferred	1c(3)(A)	0	0
(B) All other	1c(3)(B)	0	0
(4) Corporate stocks (other than employer securities):			
(A) Preferred	1c(4)(A)	0	0
(B) Common	1c(4)(B)	0	0
(5) Partnership/joint venture interests	1c(5)	0	0
(6) Real estate (other than employer real property)	1c(6)	0	0
(7) Loans (other than to participants)	1c(7)	0	0
(8) Participant loans	1c(8)	264685	321026
(9) Value of interest in common/collective trusts	1c(9)	0	0
(10) Value of interest in pooled separate accounts	1c(10)	0	0
(11) Value of interest in master trust investment accounts	1c(11)	0	0
(12) Value of interest in 103-12 investment entities	1c(12)	0	0
(13) Value of interest in registered investment companies (e.g., mutual funds)	1c(13)	3504112	3852507
(14) Value of funds held in insurance company general account (unallocated contracts)	1c(14)		
(15) Other	1c(15)	0	0

		(a) Beginning of Year	(b) End of Year
1d Employer-related investments:			
(1) Employer securities	1d(1)	0	0
(2) Employer real property	1d(2)	0	0
e Buildings and other property used in plan operation	1e	0	0
f Total assets (add all amounts in lines 1a through 1e)	1f	4041188	4453844
Liabilities			
g Benefit claims payable	1g	0	0
h Operating payables	1h	0	0
i Acquisition indebtedness	1i	0	0
j Other liabilities	1j	0	27437
k Total liabilities (add all amounts in lines 1g through1j)	1k	0	27437
Net Assets			
l Net assets (subtract line 1k from line 1f)	1l	4041188	4426407

Part II Income and Expense Statement

2 Plan income, expenses, and changes in net assets for the year. Include all income and expenses of the plan, including any trust(s) or separately maintained fund(s) and any payments/receipts to/from insurance carriers. Round off amounts to the nearest dollar. MTIAs, CCTs, PSAs, and 103-12 IEs do not complete lines 2a, 2b(1)(E), 2e, 2f, and 2g.

Income		(a) Amount	(b) Total
a Contributions:			
(1) Received or receivable in cash from: **(A)** Employers	2a(1)(A)	113314	
(B) Participants	2a(1)(B)	546485	
(C) Others (including rollovers)	2a(1)(C)	0	
(2) Noncash contributions	2a(2)	0	
(3) Total contributions. Add lines **2a(1)(A), (B), (C),** and line **2a(2)**	2a(3)		659799
b Earnings on investments:			
(1) Interest:			
(A) Interest-bearing cash (including money market accounts and certificates of deposit)	2b(1)(A)	40	
(B) U.S. Government securities	2b(1)(B)	0	
(C) Corporate debt instruments	2b(1)(C)	0	
(D) Loans (other than to participants)	2b(1)(D)	0	
(E) Participant loans	2b(1)(E)	12331	
(F) Other	2b(1)(F)	0	
(G) Total interest. Add lines **2b(1)(A)** through **(F)**	2b(1)(G)		12371
(2) Dividends: **(A)** Preferred stock	2b(2)(A)	0	
(B) Common stock	2b(2)(B)	0	
(C) Registered investment company shares (e.g. mutual funds)	2b(2)(C)	208044	
(D) Total dividends. Add lines **2b(2)(A)**, **(B)**, and **(C)**	2b(2)(D)		208044
(3) Rents	2b(3)		0
(4) Net gain (loss) on sale of assets: **(A)** Aggregate proceeds	2b(4)(A)	0	
(B) Aggregate carrying amount (see instructions)	2b(4)(B)	0	
(C) Subtract line **2b(4)(B)** from line **2b(4)(A)** and enter result	2b(4)(C)		0
(5) Unrealized appreciation (depreciation) of assets: **(A)** Real estate	2b(5)(A)	0	
(B) Other	2b(5)(B)	0	
(C) Total unrealized appreciation of assets. Add lines **2b(5)(A)** and **(B)**	2b(5)(C)		0

		(a) Amount	(b) Total
(6) Net investment gain (loss) from common/collective trusts	2b(6)		0
(7) Net investment gain (loss) from pooled separate accounts	2b(7)		0
(8) Net investment gain (loss) from master trust investment accounts	2b(8)		0
(9) Net investment gain (loss) from 103-12 investment entities	2b(9)		0
(10) Net investment gain (loss) from registered investment companies (e.g., mutual funds)	2b(10)		-193563
c Other income	2c		0
d Total income. Add all **income** amounts in column (b) and enter total	2d		686651
Expenses			
e Benefit payment and payments to provide benefits:			
(1) Directly to participants or beneficiaries, including direct rollovers	2e(1)	264652	
(2) To insurance carriers for the provision of benefits	2e(2)	0	
(3) Other	2e(3)	0	
(4) Total benefit payments. Add lines **2e(1)** through **(3)**	2e(4)		264652
f Corrective distributions (see instructions)	2f		28229
g Certain deemed distributions of participant loans (see instructions)	2g		2870
h Interest expense	2h		0
i Administrative expenses: (1) Professional fees	2i(1)	0	
(2) Contract administrator fees	2i(2)	0	
(3) Investment advisory and management fees	2i(3)	1	
(4) Other	2i(4)	5680	
(5) Total administrative expenses. Add lines **2i(1)** through **(4)**	2i(5)		5681
j Total expenses. Add all **expense** amounts in column (b) and enter total	2j		301432
Net Income and Reconciliation			
k Net income (loss). Subtract line **2j** from line **2d**	2k		385219
l Transfers of assets:			
(1) To this plan	2l(1)		0
(2) From this plan	2l(2)		

Part III Accountant's Opinion

3 Complete lines 3a through 3c if the opinion of an independent qualified public accountant is attached to this Form 5500. Complete line 3d if an opinion is not attached.

a The attached opinion of an independent qualified public accountant for this plan is (see instructions):

(1) [ ] Unqualified **(2)** [ ] Qualified **(3)** [X] Disclaimer **(4)** [ ] Adverse

b Did the accountant perform a limited scope audit pursuant to 29 CFR 2520.103-8 and/or 103-12(d)? [X] Yes [ ] No

c Enter the name and EIN of the accountant (or accounting firm) below:

(1) Name: JANOVER LLC **(2)** EIN: 11-3258497

d The opinion of an independent qualified public accountant is **not attached** because:

(1) [ ] This form is filed for a CCT, PSA, or MTIA. **(2)** [ ] It will be attached to the next Form 5500 pursuant to 29 CFR 2520.104-50.

Part IV Compliance Questions

4 CCTs and PSAs do not complete Part IV. MTIAs, 103-12 IEs, and GIAs do not complete lines 4a, 4e, 4f, 4g, 4h, 4k, 4m, 4n, or 5. 103-12 IEs also do not complete lines 4j and 4l. MTIAs also do not complete line 4l.

During the plan year:

		Yes	No	N/A	Amount
a Was there a failure to transmit to the plan any participant contributions within the time period described in 29 CFR 2510.3-102? Continue to answer "Yes" for any prior year failures until fully corrected. (See instructions and DOL's Voluntary Fiduciary Correction Program.)	4a		X		
b Were any loans by the plan or fixed income obligations due the plan in default as of the close of the plan year or classified during the year as uncollectible? Disregard participant loans secured by participant's account balance. (Attach Schedule G (Form 5500) Part I if "Yes" is checked.)	4b		X		

			Yes	No	N/A	Amount
c	Were any leases to which the plan was a party in default or classified during the year as uncollectible? (Attach Schedule G (Form 5500) Part II if "Yes" is checked.)	4c		X		
d	Were there any nonexempt transactions with any party-in-interest? (Do not include transactions reported on line 4a. Attach Schedule G (Form 5500) Part III if "Yes" is checked.)	4d		X		
e	Was this plan covered by a fidelity bond?	4e	X			500000
f	Did the plan have a loss, whether or not reimbursed by the plan's fidelity bond, that was caused by fraud or dishonesty?	4f		X		
g	Did the plan hold any assets whose current value was neither readily determinable on an established market nor set by an independent third party appraiser?	4g		X		
h	Did the plan receive any noncash contributions whose value was neither readily determinable on an established market nor set by an independent third party appraiser?	4h		X		
i	Did the plan have assets held for investment? (Attach schedule(s) of assets if "Yes" is checked, and see instructions for format requirements.)	4i	X			
j	Were any plan transactions or series of transactions in excess of 5% of the current value of plan assets? (Attach schedule of transactions if "Yes" is checked, and see instructions for format requirements.)	4j		X		
k	Were all the plan assets either distributed to participants or beneficiaries, transferred to another plan, or brought under the control of the PBGC?	4k		X		
l	Has the plan failed to provide any benefit when due under the plan?	4l		X		
m	If this is an individual account plan, was there a blackout period? (See instructions and 29 CFR 2520.101-3.)	4m		X		
n	If 4m was answered "Yes," check the "Yes" box if you either provided the required notice or one of the exceptions to providing the notice applied under 29 CFR 2520.101-3.	4n		X		
o	Did the plan trust incur unrelated business taxable income?	4o				
p	Were in-service distributions made during the plan year?	4p				

5a Has a resolution to terminate the plan been adopted during the plan year or any prior plan year?
If "Yes," enter the amount of any plan assets that reverted to the employer this year ☐ **Yes** ☒ **No** **Amount:**

5b If, during this plan year, any assets or liabilities were transferred from this plan to another plan(s), identify the plan(s) to which assets or liabilities were transferred. (See instructions.)

5b(1) Name of plan(s)	**5b(2)** EIN(s)	**5b(3)** PN(s)

5c If the plan is a defined benefit plan, is it covered under the PBGC insurance program (see ERISA section 4021)? ..... ☐ Yes ☐ No ☐ Not determined

Part V Trust Information

6a Name of trust	**6b** Trust's EIN

6c Name of trustee or custodian	**6d** Trustee's or custodian's telephone number

SCHEDULE R (Form 5500)

Department of the Treasury
Internal Revenue Service

Department of Labor
Employee Benefits Security Administration

Pension Benefit Guaranty Corporation

Retirement Plan Information

This schedule is required to be filed under section 104 and 4065 of the Employee Retirement Income Security Act of 1974 (ERISA) and section 6058(a) of the Internal Revenue Code (the Code).

▶ **File as an attachment to Form 5500.**

OMB No. 1210-0110

2015

This Form is Open to Public Inspection.

For calendar plan year 2015 or fiscal plan year beginning 01/01/2015 and ending 12/31/2015

A Name of plan
PSK DBA FOODTOWN UNION 401(K) PLAN

B Three-digit plan number (PN) ▶ 002

C Plan sponsor's name as shown on line 2a of Form 5500
PSK SUPERMARKETS, INC.

D Employer Identification Number (EIN)
13-2669740

Part I Distributions

All references to distributions relate only to payments of benefits during the plan year.

1 Total value of distributions paid in property other than in cash or the forms of property specified in the instructions **1**

2 Enter the EIN(s) of payor(s) who paid benefits on behalf of the plan to participants or beneficiaries during the year (if more than two, enter EINs of the two payors who paid the greatest dollar amounts of benefits):

EIN(s): 04-6568107

Profit-sharing plans, ESOPs, and stock bonus plans, skip line 3.

3 Number of participants (living or deceased) whose benefits were distributed in a single sum, during the plan year **3**

Part II Funding Information (If the plan is not subject to the minimum funding requirements of section of 412 of the Internal Revenue Code or ERISA section 302, skip this Part)

4 Is the plan administrator making an election under Code section 412(d)(2) or ERISA section 302(d)(2)? ..... ☐ **Yes** ☐ **No** ☐ **N/A**

If the plan is a defined benefit plan, go to line 8.

5 If a waiver of the minimum funding standard for a prior year is being amortized in this plan year, see instructions and enter the date of the ruling letter granting the waiver. **Date:** Month _____ Day _____ Year _____

If you completed line 5, complete lines 3, 9, and 10 of Schedule MB and do not complete the remainder of this schedule.

6 a Enter the minimum required contribution for this plan year (include any prior year accumulated funding deficiency not waived) **6a**

b Enter the amount contributed by the employer to the plan for this plan year **6b**

c Subtract the amount in line 6b from the amount in line 6a. Enter the result (enter a minus sign to the left of a negative amount) **6c**

If you completed line 6c, skip lines 8 and 9.

7 Will the minimum funding amount reported on line 6c be met by the funding deadline? ..... ☐ **Yes** ☐ **No** ☐ **N/A**

8 If a change in actuarial cost method was made for this plan year pursuant to a revenue procedure or other authority providing automatic approval for the change or a class ruling letter, does the plan sponsor or plan administrator agree with the change? ..... ☐ **Yes** ☐ **No** ☐ **N/A**

Part III Amendments

9 If this is a defined benefit pension plan, were any amendments adopted during this plan year that increased or decreased the value of benefits? If yes, check the appropriate box. If no, check the "No" box. ..... ☐ **Increase** ☐ **Decrease** ☐ **Both** ☐ **No**

Part IV ESOPs (see instructions). If this is not a plan described under Section 409(a) or 4975(e)(7) of the Internal Revenue Code, skip this Part.

10 Were unallocated employer securities or proceeds from the sale of unallocated securities used to repay any exempt loan? ..... ☐ **Yes** ☐ **No**

11 a Does the ESOP hold any preferred stock? ..... ☐ **Yes** ☐ **No**

b If the ESOP has an outstanding exempt loan with the employer as lender, is such loan part of a "back-to-back" loan? (See instructions for definition of "back-to-back" loan.) ..... ☐ **Yes** ☐ **No**

12 Does the ESOP hold any stock that is not readily tradable on an established securities market? ..... ☐ **Yes** ☐ **No**

Part V Additional Information for Multiemployer Defined Benefit Pension Plans

13 Enter the following information for each employer that contributed more than 5% of total contributions to the plan during the plan year (measured in dollars). See instructions. *Complete as many entries as needed to report all applicable employers.*

a Name of contributing employer

b EIN **c** Dollar amount contributed by employer

d Date collective bargaining agreement expires *(If employer contributes under more than one collective bargaining agreement, check box* ☐ *and see instructions regarding required attachment. Otherwise, enter the applicable date.)* Month _____ Day _____ Year _____

e Contribution rate information *(If more than one rate applies, check this box* ☐ *and see instructions regarding required attachment. Otherwise, complete lines 13e(1) and 13e(2).)*
(1) Contribution rate (in dollars and cents) _____
(2) Base unit measure: ☐ Hourly ☐ Weekly ☐ Unit of production ☐ Other (specify):

---

a Name of contributing employer

b EIN **c** Dollar amount contributed by employer

d Date collective bargaining agreement expires *(If employer contributes under more than one collective bargaining agreement, check box* ☐ *and see instructions regarding required attachment. Otherwise, enter the applicable date.)* Month _____ Day _____ Year _____

e Contribution rate information *(If more than one rate applies, check this box* ☐ *and see instructions regarding required attachment. Otherwise, complete lines 13e(1) and 13e(2).)*
(1) Contribution rate (in dollars and cents) _____
(2) Base unit measure: ☐ Hourly ☐ Weekly ☐ Unit of production ☐ Other (specify): _____

---

a Name of contributing employer

b EIN **c** Dollar amount contributed by employer

d Date collective bargaining agreement expires *(If employer contributes under more than one collective bargaining agreement, check box* ☐ *and see instructions regarding required attachment. Otherwise, enter the applicable date.)* Month _____ Day _____ Year _____

e Contribution rate information *(If more than one rate applies, check this box* ☐ *and see instructions regarding required attachment. Otherwise, complete lines 13e(1) and 13e(2).)*
(1) Contribution rate (in dollars and cents) _____
(2) Base unit measure: ☐ Hourly ☐ Weekly ☐ Unit of production ☐ Other (specify): _____

---

a Name of contributing employer

b EIN **c** Dollar amount contributed by employer

d Date collective bargaining agreement expires *(If employer contributes under more than one collective bargaining agreement, check box* ☐ *and see instructions regarding required attachment. Otherwise, enter the applicable date.)* Month _____ Day _____ Year _____

e Contribution rate information *(If more than one rate applies, check this box* ☐ *and see instructions regarding required attachment. Otherwise, complete lines 13e(1) and 13e(2).)*
(1) Contribution rate (in dollars and cents) _____
(2) Base unit measure: ☐ Hourly ☐ Weekly ☐ Unit of production ☐ Other (specify): _____

---

a Name of contributing employer

b EIN **c** Dollar amount contributed by employer

d Date collective bargaining agreement expires *(If employer contributes under more than one collective bargaining agreement, check box* ☐ *and see instructions regarding required attachment. Otherwise, enter the applicable date.)* Month _____ Day _____ Year _____

e Contribution rate information *(If more than one rate applies, check this box* ☐ *and see instructions regarding required attachment. Otherwise, complete lines 13e(1) and 13e(2).)*
(1) Contribution rate (in dollars and cents) _____
(2) Base unit measure: ☐ Hourly ☐ Weekly ☐ Unit of production ☐ Other (specify): _____

---

a Name of contributing employer

b EIN **c** Dollar amount contributed by employer

d Date collective bargaining agreement expires *(If employer contributes under more than one collective bargaining agreement, check box* ☐ *and see instructions regarding required attachment. Otherwise, enter the applicable date.)* Month _____ Day _____ Year _____

e Contribution rate information *(If more than one rate applies, check this box* ☐ *and see instructions regarding required attachment. Otherwise, complete lines 13e(1) and 13e(2).)*
(1) Contribution rate (in dollars and cents) _____
(2) Base unit measure: ☐ Hourly ☐ Weekly ☐ Unit of production ☐ Other (specify): _____

14 Enter the number of participants on whose behalf no contributions were made by an employer as an employer of the participant for:

a The current year	**14a**	
b The plan year immediately preceding the current plan year	**14b**	
c The second preceding plan year	**14c**	

15 Enter the ratio of the number of participants under the plan on whose behalf no employer had an obligation to make an employer contribution during the current plan year to:

a The corresponding number for the plan year immediately preceding the current plan year	**15a**	
b The corresponding number for the second preceding plan year	**15b**	

16 Information with respect to any employers who withdrew from the plan during the preceding plan year:

a Enter the number of employers who withdrew during the preceding plan year	**16a**	
b If line 16a is greater than 0, enter the aggregate amount of withdrawal liability assessed or estimated to be assessed against such withdrawn employers	**16b**	

17 If assets and liabilities from another plan have been transferred to or merged with this plan during the plan year, check box and see instructions regarding supplemental information to be included as an attachment. ☐

Part VI Additional Information for Single-Employer and Multiemployer Defined Benefit Pension Plans

18 If any liabilities to participants or their beneficiaries under the plan as of the end of the plan year consist (in whole or in part) of liabilities to such participants and beneficiaries under two or more pension plans as of immediately before such plan year, check box and see instructions regarding supplemental information to be included as an attachment ☐

19 If the total number of participants is 1,000 or more, complete lines (a) through (c)

a Enter the percentage of plan assets held as:
Stock: _____% Investment-Grade Debt: _____% High-Yield Debt: _____% Real Estate: _____% Other: _____%

b Provide the average duration of the combined investment-grade and high-yield debt:
☐ 0-3 years ☐ 3-6 years ☐ 6-9 years ☐ 9-12 years ☐ 12-15 years ☐ 15-18 years ☐ 18-21 years ☐ 21 years or more

c What duration measure was used to calculate line 19(b)?
☐ Effective duration ☐ Macaulay duration ☐ Modified duration ☐ Other (specify):

Part VII IRS Compliance Questions

20a Is the plan a 401(k) plan?	☐ Yes	☐ No
20b If "Yes," how does the 401(k) plan satisfy the nondiscrimination requirements for employee deferrals and employer matching contributions (as applicable) under sections 401(k)(3) and 401(m)(2)?	☐ Design-based safe harbor method	☐ ADP/ACP test
20c If the ADP/ACP test is used, did the 401(k) plan perform ADP/ACP testing for the plan year using the "current year testing method" for nonhighly compensated employees (Treas. Reg sections 1.401(k)-2(a)(2)(ii) and 1.401(m)-2(a)(2)(ii))?	☐ Yes	☐ No
21a Check the box to indicate the method used by the plan to satisfy the coverage requirements under section 410(b):	☐ Ratio percentage test	☐ Average benefit test
21b Does the plan satisfy the coverage and nondiscrimination tests of sections 410(b) and 401(a)(4) by combining this plan with any other plans under the permissive aggregation rules?	☐ Yes	☐ No
22a Has the plan been timely amended for all required tax law changes?	☐ Yes	☐ No ☐ N/A

22b Date the last plan amendment/restatement for the required tax law changes was adopted ____/____/____. Enter the applicable code _____ (See instructions for tax law changes and codes).

22c If the plan sponsor is an adopter of a pre-approved master and prototype (M&P) or volume submitter plan that is subject to a favorable IRS opinion or advisory letter, enter the date of that favorable letter _____/_____/_____ and the letter's serial number _____.

22d If the plan is an individually-designed plan and received a favorable determination letter from the IRS, enter the date of the plan's last favorable determination letter _____/_____/_____.

23 Is the Plan maintained in a U.S. territory (i.e., Puerto Rico (if no election under ERISA section 1022(i)(2) has been made), American Samoa, Guam, the Commonwealth of the Northern Mariana Islands or the U.S. Virgin Islands)?	☐ Yes	☐ No

PSK dba
FOODTOWN UNION
401(K) PLAN

Financial Statements

December 31, 2015



JANOVER LLC

Certified Public Accountants • Advisors

PSK dba FOODTOWN UNION 401(K) PLAN

Table of Contents

Independent Auditors' Report dated October 10, 2016

Financial Statements	**Page**
Statements of Net Assets Available for Benefits	1
Statement of Changes in Net Assets Available for Benefits	2
Notes to Financial Statements	3 - 10
Supplemental Information	
Schedule H, Line 4i - Schedule of Assets (Held at End of Year)	11 - 12

JANOVER LLC
Certified Public Accountants • Advisors

Independent Auditors' Report

To the Plan Administrator of
PSK dba Foodtown Union 401(k) Plan:

Report on the Financial Statements

We were engaged to audit the accompanying financial statements of PSK dba Foodtown Union 401(k) Plan (the "Plan"), which comprise the statements of net assets available for benefits as of December 31, 2015 and 2014, and the related statement of changes in net assets available for benefits for the year ended December 31, 2015, and the related notes to the financial statements.

Management's Responsibility for the Financial Statements

Management is responsible for the preparation and fair presentation of these financial statements in accordance with accounting principles generally accepted in the United States of America; this includes the design, implementation, and maintenance of internal control relevant to the preparation and fair presentation of financial statements that are free from material misstatement, whether due to fraud or error.

Auditors' Responsibility

Our responsibility is to express an opinion on these financial statements based on conducting the audit in accordance with auditing standards generally accepted in the United States of America. Because of the matter described in the Basis for Disclaimer of Opinion paragraph, however, we were not able to obtain sufficient appropriate audit evidence to provide basis for an audit opinion.

Basis for Disclaimer of Opinion

As permitted by 29 CFR 2520.103-8 of the Department of Labor's ("DOL") Rules and Regulations for Reporting and Disclosure under the Employee Retirement Income Security Act of 1974 ("ERISA"), the Plan Administrator instructed us not to perform, and we did not perform, any auditing procedures with respect to the information summarized in Note 8, which was certified by Fidelity Management Trust Company, the trustee of the Plan, except for comparing the information with the related information included in the financial statements. We have been informed by the Plan Administrator that the trustee holds the Plan's investment assets and executes investment transactions. The Plan Administrator has obtained a certification from the trustee as of December 31, 2015 and 2014 and for the year ended December 31, 2015, that the information provided to the Plan Administrator by the trustee is complete and accurate.

Disclaimer of Opinion

Because of the significance of the matter described in the Basis for Disclaimer of Opinion paragraph, we have not been able to obtain sufficient appropriate audit evidence to provide a basis for an audit opinion. Accordingly, we do not express an opinion on these financial statements.

Emphasis of Matter

As discussed in Note 2 to the financial statements, the Plan adopted new accounting guidance related to the investments. Prior year disclosures have been revised to reflect the retrospective application of adopting these changes in accounting.

Other Matter

The supplemental schedule, *Schedule H, Line 4i – Schedule of Assets (Held at End of Year),* as of and for the year ended December 31, 2015, is required by the DOL's Rules and Regulations for Reporting and Disclosure under the ERISA and is presented for the purpose of additional analysis and is not a required part of the financial statements. Because of the significance of the matter described in the Basis for Disclaimer of Opinion paragraph, we do not express an opinion on this supplemental schedule.

Report on Form and Content in Compliance With DOL Rules and Regulations

The form and content of the information included in the financial statements and supplemental schedule, other than that derived from the information certified by the trustee, have been audited by us in accordance with auditing standards generally accepted in the United States of America and, in our opinion, are presented in compliance with the DOL's Rules and Regulations for Reporting and Disclosure under the ERISA.

Garden City, New York
October 10, 2016

PSK dba FOODTOWN UNION 401(K) PLAN

Statements of Net Assets Available for Benefits

December 31,	*2015*	*2014*
Assets		
Investments at fair value	$ 4,132,818	$ 3,776,503
Receivables:		
Notes receivable from participants	321,026	264,685
Total assets	4,453,844	4,041,188
Liabilities		
Excess contributions payable	27,437	-
Net assets available for benefits	$ 4,426,407	$ 4,041,188

See independent auditors' report.

PSK dba FOODTOWN UNION 401(K) PLAN

Statement of Changes in Net Assets Available for Benefits

For the Year Ended December 31, 2015

Additions:		
Additions to net assets attributed to:		
Investment income:		
Net depreciation in fair value of investments	$	(193,563)
Dividends		208,084
Total investment income		14,521
Interest income on notes receivable from participants		12,331
Contributions:		
Employer		113,314
Participants		519,048
		632,362
Total additions		659,214
Deductions:		
Deductions from net assets attributed to:		
Benefits paid to participants		268,314
Administrative expenses		5,681
Total deductions		273,995
Net increase		385,219
Net assets available for benefits:		
Beginning of year		4,041,188
End of year	$	4,426,407

See independent auditors' report.

1. Description of Plan

The following description of the PSK dba Foodtown Union 401(k) Plan (the "Plan") provides only general information. Participants should refer to the Plan documents for a more complete description of the Plan's provisions.

General – The Plan is a defined contribution plan covering all full-time employees of PSK Supermarkets, Inc. (the "Company") who are members of the Retail, Wholesale, Department Store Union ("RWDSU"), United Food and Commercial Workers ("UFCW") Local 338 and who have completed 3 months of service. The Plan is subject to the provisions of the Employee Retirement Income Security Act of 1974 ("ERISA"). The Plan Administrator is responsible for oversight of the Plan, determines the appropriateness of the Plan's investment offerings, and monitors investment performance.

Contributions – Each year, participants may contribute up to 90 percent of pre-tax annual compensation, as defined by the Plan. Participants who have attained age 50 before the end of the plan year are eligible to make catch-up contributions. Participants may also make rollover contributions, which are amounts representing distributions from other qualified benefit plans.

The Company makes matching contributions to eligible employees under the terms of the Plan. The Company makes a matching contribution equal to 50 percent of eligible participants' deferral contributions made to the Plan, subject to a maximum of 4 percent of eligible compensation. The Company may designate all or a portion of any matching contributions as "qualified matching contributions" or make "qualified nonelective contributions" to help the Plan pass on or more Internal Revenue Code ("IRC") nondiscrimination tests. During 2015, the Company made a $113,314 matching contribution to the Plan.

Participants direct the investments of their contributions and the Company's contributions into various investment options offered by the Plan.

Contributions are subject to certain Internal Revenue Service ("IRS") limitations.

Participant accounts – Each participant's account is credited with the participant's contributions and Company matching contributions, as well as allocations of plan earnings (losses). Participant accounts are charged with an allocation of administrative expenses that are paid by the Plan. Allocations are based on participant earnings, account balances, or specific participant transactions, as defined. The benefit to which a participant is entitled is the benefit that can be provided from the participant's vested account.

Vesting – Participant's contributions and earnings thereon are immediately fully vested. The following table illustrates the percentage of any Company matching contributions that an employee is entitled to based on the number of years of continuous service with the Company:

1. Description of Plan *(continued)*

Years	Percentage
Less than 1	0%
1	20%
2	40%
3	60%
4	80%
5	100%

Notes receivable from participants – Participants may borrow from their fund accounts a minimum of $1,000 up to a maximum equal to the lesser of $50,000 or 50 percent of their vested account balance. The loans are secured by the balance in the participant's account. The loan interest rate is determined by the Plan Administrator and is based on prevailing interest rates charged by persons in the business of lending money for loans. The interest rate remains fixed throughout the duration of the loan. Principal and interest is paid ratably through payroll deductions.

Payments of benefits – On termination of service due to death, disability, or retirement, a participant may elect to receive either a lump sum amount equal to the value of the participant's vested interest in his or her account, or installments over a period of time, as defined by the Plan. For termination of service for other reasons, a participant may receive the value of the vested interest in his or her account as a lump sum distribution. The Plan also provides for in-service distributions subject to conditions and limitations provided for in the Plan document.

Forfeited accounts – At December 31, 2015, and 2014, forfeited nonvested accounts totaled $32 and $1,365, respectively. These accounts will be used to reduce future plan expenses. Also, in 2015, plan expenses were reduced by $1,525 from forfeited nonvested accounts.

2. Significant Accounting Policies

Basis of accounting – The financial statements of the Plan have been prepared on the accrual basis of accounting.

Use of estimates – The preparation of the financial statements in conformity with generally accepted accounting principles ("GAAP") requires management to make estimates and assumptions that affect the reported amounts of assets and liabilities and changes therein, and disclosure of contingent assets and liabilities. Actual results could differ from those estimates.

2. Significant Accounting Policies *(continued)*

Investment valuation and income recognition – Investments are reported at fair value. Fair value is the price that would be received to sell an asset or paid to transfer the liability in an orderly transaction between market participants at the measurement date. See Note 3 for discussion of fair value measurements. The Plan Administrator determines the Plan's valuation policies utilizing information provided by the Trustee.

Purchases and sales of securities are recorded on a trade-date basis. Interest income is recorded on the accrual basis. Dividends are recorded on the ex-dividend date. Net appreciation (depreciation) includes the Plan's gains and losses on investments bought and sold as well as held during the year.

Notes receivable from participants – Notes receivable from participants are measured at their unpaid principal balance, plus any accrued but unpaid interest. Interest income is recorded on the accrual basis. Related fees are recorded as administrative expenses and are expensed when they are incurred. Delinquent participant loans are reclassified as distributions based upon the terms of the Plan agreement. No allowance for credit losses has been recorded as of December 31, 2015 or 2014.

Excess contributions payable – Amounts payable to participants for contributions in excess of amounts allowed by the IRS are recorded as a liability with a corresponding reduction to contributions. The Plan distributed 2015 excess contributions to the applicable participants prior to March 15, 2016.

Payment of benefits – Benefits are recorded when paid.

Expenses – Certain expenses of maintaining the Plan are paid by the Plan, unless otherwise paid by the Company. Expenses that are paid by the Company are excluded from these financial statements. Fees related to the administration of notes receivable from participants are charged directly to the participant's account and are included in administrative expenses. Investment related expenses are included in net depreciation of fair value of investments.

Recent accounting pronouncements – In July 2015, the Financial Accounting Standards Board ("FASB") issued ASU 2015-12, Plan Accounting: Defined Benefit Pension Plans (Topic 960), Defined Contribution Pension Plans (Topic 962), Health and Welfare Benefit Plans (Topic 965): (Part I) Fully Benefit – Responsive Investment Contracts, (Part II) Plan Investment Disclosures, (Part III) Measurement Date Practical Expedient. Part II eliminates the requirements to disclose individual investments that represent 5 percent or more of net assets available for benefits and the net appreciation (depreciation) in fair value by general type.

2. Significant Accounting Policies *(continued)*

Part II also simplifies the level of disaggregation of investments that are measured using fair value. Plans will continue to disaggregate investments that are measured using fair value by general type; however, plans are no longer required to also disaggregate investments by nature, characteristics and risks. Further, the disclosure of information about fair value measurements shall be provided by general type of plan asset. Parts I and III are not applicable to the Plan. The ASU is effective for fiscal years beginning after December 15, 2015, with early adoption permitted. Part II is to be applied retrospectively. Management elected to adopt Part II early in these financial statements, via retrospective application.

Reclassification – Certain accounts in the prior year financial statements have been reclassified for comparative purposes to conform to the presentation in the current year financial statements. These reclassifications have no effect on previously reported income.

3. Fair Value Measurements

The framework for measuring fair value provides a fair value hierarchy that prioritizes the inputs to valuation techniques used to measure fair value. The hierarchy gives the highest priority to unadjusted quoted prices in active markets for identical assets or liabilities (level 1) and the lowest priority to unobservable inputs (level 3). The three levels of the fair value hierarchy under FASB ASC 820, Fair Value Measurements and Disclosures, are described as follows:

Level 1 Inputs to the valuation methodology are unadjusted quoted prices for identical assets or liabilities in active markets that the Plan has the ability to access.

Level 2 Inputs to the valuation methodology include:

- quoted prices for similar assets or liabilities in active markets;
- quoted prices for identical or similar assets or liabilities in inactive markets;
- inputs other than quoted prices that are observable for the asset or liability; and
- inputs that are derived principally from or corroborated by observable market data by correlation or other means.

If the asset or liability has a specified (contractual) term, the level 2 input must be observable for substantially the full term of the asset or liability.

Level 3 Inputs to the valuation methodology are unobservable and significant to the fair value measurement.

3. Fair Value Measurements *(continued)*

The asset or liability's fair value measurement level within the fair value hierarchy is based on the lowest level of any input that is significant to the fair value measurement. Valuation techniques maximize the use of relevant observable inputs and minimize the use of unobservable inputs.

Following is a description of the valuation methodologies used for assets measured at fair value. There have been no changes in the methodologies used at December 31, 2015 and 2014.

Mutual funds: Valued at the daily closing price as reported by the fund. Mutual funds held by the Plan are open-end mutual funds that are registered with the U.S. Securities and Exchange Commission ("SEC"). These funds are required to publish their daily net asset value ("NAV") and to transact at that price. The mutual funds held by the Plan are deemed to be actively traded.

The following table sets forth by level, within the fair value hierarchy, the Plan's assets at fair value as of December 31, 2015 and 2014:

	Assets at Fair Value as of December 31, 2015			
	Level 1	**Level 2**	**Level 3**	**Total**
Mutual funds	$ 4,132,818	$ -	$ -	$ 4,132,818
Investments in fair value hierarchy	$ 4,132,818	$ -	$ -	$ 4,132,818

	Assets at Fair Value as of December 31, 2014			
	Level 1	**Level 2**	**Level 3**	**Total**
Mutual funds	$ 3,776,503	$ -	$ -	$ 3,776,503
Investments in fair value hierarchy	$ 3,776,503	$ -	$ -	$ 3,776,503

For the years ended December 31, 2015 and 2014, there were no significant transfer between levels 1 and 2 and no transfer into or out of level 3.

4. Related-Party Transactions and Party-in-Interest Transactions

Certain Plan investments are managed by Fidelity Investments Institutional ("Fidelity"), the custodian and record-keeper for the Plan. Fidelity Management Trust Company ("Fidelity Management") is the trustee for the Plan. These transactions qualify as party in interest transactions. During 2015, recordkeeping fees paid to Fidelity amounted to $5,681.

5. Plan Termination

Although it has not expressed any intent to do so, the Company has the right under the Plan to discontinue its contributions at any time and to terminate the Plan subjected to the provisions of ERISA. In the event of Plan termination, participants would become 100 percent vested in their employer contributions.

6. Tax Status

The IRS has determined and informed the Company by a letter dated March 31, 2014, that the Plan and related trust are designed in accordance with applicable sections of the Internal Revenue Code ("IRC"). Although the Plan has been amended since receiving the determination letter, the Plan Administrator believes that the Plan is designed, and is currently being operated, in compliance with the applicable requirements of the IRC and, therefore, believes that the Plan is qualified and the related trust is tax-exempt.

GAAP requires Plan management to evaluate tax positions taken by the Plan and recognize a tax liability if the Plan has taken an uncertain position that more likely than not would not be sustained upon examination by the IRS. The Plan is subject to routine audits by taxing jurisdictions; however, there are currently no audits for any tax periods in progress.

7. Risks and Uncertainties

The Plan invests in various investment securities. Investment securities are exposed to various risks such as interest rate, market, and credit risks. Due to the level of risk associated with certain investment securities, it is at least reasonably possible that changes in the values of investment securities will occur in the near term and that such changes could materially affect participants' account balances and the amounts reported in the statement of net assets available for benefits.

8. Information Prepared and Certified by Trustee

The following information included in the accompanying financial statements and supplemental schedules was obtained from data that has been prepared and certified to us as complete and accurate by the trustee.

	2015	2014
Investments at fair value	$ 4,132,818	$ 3,776,503
Notes receivable from participants	321,026	264,685
Total assets	$ 4,453,844	$ 4,041,188

In addition, for the year ended December 31, 2015, $193,563 in net depreciation in fair value of investments, $208,084 in dividends, and $12,331 in interest income on notes receivable from participants has been prepared and certified to us as complete and accurate by the trustee.

9. Reconciliation of Financial Statements to Form 5500

In accordance with ERISA regulations Section 2520.103-1(b) (3), set forth below is a reconciliation of amounts appearing in the accompanying financial statements to amounts appearing on Form 5500.

Form 5500, for the years ended December 31, 2015 has been prepared on the cash basis of accounting and the financial statements have been prepared on the accrual basis of accounting.

	2015
Reconciliation of Net Assets Available for Benefits	
Net assets available for benefits per the financial statements	$ 4,426,407
Plus: excess contributions payable	27,437
Net assets available for benefits per Form 5500	$ 4,453,844

Reconciliation of Participant Contributions	
Participant contributions per financial statements	$ 519,048
Plus: excess contributions payable	27,437
Participant contributions per 5500	$ 546,485

9. Reconciliation of Financial Statements to Form 5500

Reconciliation of Net Increase in Net Assets

Net increase in net assets per financial statements	$	385,219
Plus: excess contributions payable at 12/31/15		27,437
Net income per Form 5500	$	412,656

10. Subsequent Events

The Plan evaluated subsequent events through October 10, 2016, the date these financial statements were available to be issued. There were no material subsequent events that required recognition or additional disclosure in these financial statements.

PSK dba
FOODTOWN UNION
401(K) PLAN

Supplemental Information

December 31, 2015

PSK dba FOODTOWN UNION 401(K) PLAN

Schedule H, Line 4i - Schedule of Assets (Held at End of Year)

December 31, 2015

EIN # 13-2669740
Plan # 002

(a)	(b)	(c)	(d)	(e)
	Identity of Issuer, Borrower, Lessor or Similar Party	**Description of Investment, Including Maturity Date, Rate of Interest, Collateral, Par or Maturity Value**	**Cost**	**Current Value**
	Allianz Global Investors	AllianzGI High Yield Bond Fund A	**	$ 29
	Columbia	Columbia Acorn Select Z	**	4,788
*	Fidelity Investments	Fidelity Blue Chip Growth	**	340,240
*	Fidelity Investments	Fidelity Capital Appreciation	**	9,723
*	Fidelity Investments	Fidelity Contrafund	**	34,139
*	Fidelity Investments	Fidelity Diversified International	**	1,421
*	Fidelity Investments	Fidelity Dividend Growth	**	25,181
*	Fidelity Investments	Fidelity Equity Dividend Income	**	38,441
*	Fidelity Investments	Fidelity Equity-Income	**	10,712
*	Fidelity Investments	Fidelity Export and Multinational	**	13,515
*	Fidelity Investments	Fidelity Focused Stock	**	10,747
*	Fidelity Investments	Fidelity Freedom 2010	**	29,227
*	Fidelity Investments	Fidelity Freedom 2015	**	382,708
*	Fidelity Investments	Fidelity Freedom 2020	**	507,585
*	Fidelity Investments	Fidelity Freedom 2025	**	518,349
*	Fidelity Investments	Fidelity Freedom 2030	**	264,009
*	Fidelity Investments	Fidelity Freedom 2035	**	383,837
*	Fidelity Investments	Fidelity Freedom 2040	**	369,840
*	Fidelity Investments	Fidelity Freedom 2045	**	273,716
*	Fidelity Investments	Fidelity Freedom 2050	**	100,004
*	Fidelity Investments	Fidelity Freedom 2055	**	1,305
*	Fidelity Investments	Fidelity Freedom 2060	**	1,054
*	Fidelity Investments	Fidelity Freedom Income	**	17,693
*	Fidelity Investments	Fidelity Fund	**	9,161
*	Fidelity Investments	Fidelity Government Income	**	6,878
*	Fidelity Investments	Fidelity Growth Company	**	35,793
*	Fidelity Investments	Fidelity Growth Strategies	**	12,952
*	Fidelity Investments	Fidelity Intermediate Bond	**	13,759
*	Fidelity Investments	Fidelity International Discovery	**	38,123
		Subtotal		$ 3,454,927

PSK dba FOODTOWN UNION 401(K) PLAN

Schedule H, Line 4i - Schedule of Assets (Held at End of Year)

December 31, 2015

EIN # 13-2669740
Plan # 002

(a)	(b) Identity of Issuer, Borrower, Lessor or Similar Party	(c) Description of Investment, Including Maturity Date, Rate of Interest, Collateral, Par or Maturity Value	(d) Cost	(e) Current Value
		Subtotal		$ 3,454,927
*	Fidelity Investments	Fidelity Investment Grade Bond Fund	**	35,159
*	Fidelity Investments	Fidelity Large Cap Stock	**	45,961
*	Fidelity Investments	Fidelity Low-Priced Stock	**	5,228
*	Fidelity Investments	Fidelity Mid-Cap Stock	**	28,905
*	Fidelity Investments	FMMT Retirement Government Money Market II	**	280,311
*	Fidelity Investments	Fidelity OTC Portfolio	**	47,506
*	Fidelity Investments	Fidelity Overseas	**	35,936
*	Fidelity Investments	Fidelity Puritan	**	14,884
*	Fidelity Investments	Fidelity Real Estate Investment Portfolio	**	30,206
*	Fidelity Investments	Fidelity Small Cap Discovery	**	60,947
*	Fidelity Investments	Fidelity Small Cap Value	**	20,127
*	Fidelity Investments	Fidelity Spartan Total Market Index	**	21,592
*	Fidelity Investments	Fidelity Spartan Total Market Index Fund Advantage	**	6,479
*	Fidelity Investments	Fidelity Spartan U.S. Bond Index	**	7,911
*	Fidelity Investments	Fidelity Value	**	23,083
*	Fidelity Investments	Fidelity Value Strategies	**	10,373
	Loomis Sayles	Loomis Sayles Small Cap Value Retail	**	3,281
				4,132,818
*	Notes receivable from participants, interest rates 4.25% - 7.5% with maturities through September 2020		-	321,026
				$ 4,453,844

* Represents party-in-interest
** Not required, participant directed investments



JANOVER LLC

www.janoverllc.com

PSK dba
FOODTOWN UNION
401(K) PLAN

Financial Statements

December 31, 2015



JANOVER LLC

Certified Public Accountants • Advisors

PSK dba FOODTOWN UNION 401(K) PLAN

Table of Contents

Independent Auditors' Report dated October 10, 2016

Financial Statements	**Page**
Statements of Net Assets Available for Benefits	1
Statement of Changes in Net Assets Available for Benefits	2
Notes to Financial Statements	3 - 10
Supplemental Information	
Schedule H, Line 4i - Schedule of Assets (Held at End of Year)	11 - 12

JANOVER LLC
Certified Public Accountants • Advisors

Independent Auditors' Report

To the Plan Administrator of
PSK dba Foodtown Union 401(k) Plan:

Report on the Financial Statements

We were engaged to audit the accompanying financial statements of PSK dba Foodtown Union 401(k) Plan (the "Plan"), which comprise the statements of net assets available for benefits as of December 31, 2015 and 2014, and the related statement of changes in net assets available for benefits for the year ended December 31, 2015, and the related notes to the financial statements.

Management's Responsibility for the Financial Statements

Management is responsible for the preparation and fair presentation of these financial statements in accordance with accounting principles generally accepted in the United States of America; this includes the design, implementation, and maintenance of internal control relevant to the preparation and fair presentation of financial statements that are free from material misstatement, whether due to fraud or error.

Auditors' Responsibility

Our responsibility is to express an opinion on these financial statements based on conducting the audit in accordance with auditing standards generally accepted in the United States of America. Because of the matter described in the Basis for Disclaimer of Opinion paragraph, however, we were not able to obtain sufficient appropriate audit evidence to provide basis for an audit opinion.

Basis for Disclaimer of Opinion

As permitted by 29 CFR 2520.103-8 of the Department of Labor's ("DOL") Rules and Regulations for Reporting and Disclosure under the Employee Retirement Income Security Act of 1974 ("ERISA"), the Plan Administrator instructed us not to perform, and we did not perform, any auditing procedures with respect to the information summarized in Note 8, which was certified by Fidelity Management Trust Company, the trustee of the Plan, except for comparing the information with the related information included in the financial statements. We have been informed by the Plan Administrator that the trustee holds the Plan's investment assets and executes investment transactions. The Plan Administrator has obtained a certification from the trustee as of December 31, 2015 and 2014 and for the year ended December 31, 2015, that the information provided to the Plan Administrator by the trustee is complete and accurate.

Disclaimer of Opinion

Because of the significance of the matter described in the Basis for Disclaimer of Opinion paragraph, we have not been able to obtain sufficient appropriate audit evidence to provide a basis for an audit opinion. Accordingly, we do not express an opinion on these financial statements.

Emphasis of Matter

As discussed in Note 2 to the financial statements, the Plan adopted new accounting guidance related to the investments. Prior year disclosures have been revised to reflect the retrospective application of adopting these changes in accounting.

Other Matter

The supplemental schedule, *Schedule H, Line 4i – Schedule of Assets (Held at End of Year),* as of and for the year ended December 31, 2015, is required by the DOL's Rules and Regulations for Reporting and Disclosure under the ERISA and is presented for the purpose of additional analysis and is not a required part of the financial statements. Because of the significance of the matter described in the Basis for Disclaimer of Opinion paragraph, we do not express an opinion on this supplemental schedule.

Report on Form and Content in Compliance With DOL Rules and Regulations

The form and content of the information included in the financial statements and supplemental schedule, other than that derived from the information certified by the trustee, have been audited by us in accordance with auditing standards generally accepted in the United States of America and, in our opinion, are presented in compliance with the DOL's Rules and Regulations for Reporting and Disclosure under the ERISA.

Garden City, New York
October 10, 2016

PSK dba FOODTOWN UNION 401(K) PLAN

Statements of Net Assets Available for Benefits

December 31,	*2015*	*2014*
Assets		
Investments at fair value	$ 4,132,818	$ 3,776,503
Receivables:		
Notes receivable from participants	321,026	264,685
Total assets	4,453,844	4,041,188
Liabilities		
Excess contributions payable	27,437	-
Net assets available for benefits	$ 4,426,407	$ 4,041,188

See independent auditors' report.

PSK dba FOODTOWN UNION 401(K) PLAN

Statement of Changes in Net Assets Available for Benefits

For the Year Ended December 31, 2015

Additions:		
Additions to net assets attributed to:		
Investment income:		
Net depreciation in fair value of investments	$	(193,563)
Dividends		208,084
Total investment income		14,521
Interest income on notes receivable from participants		12,331
Contributions:		
Employer		113,314
Participants		519,048
		632,362
Total additions		659,214
Deductions:		
Deductions from net assets attributed to:		
Benefits paid to participants		268,314
Administrative expenses		5,681
Total deductions		273,995
Net increase		385,219
Net assets available for benefits:		
Beginning of year		4,041,188
End of year	$	4,426,407

See independent auditors' report.

1. Description of Plan

The following description of the PSK dba Foodtown Union 401(k) Plan (the "Plan") provides only general information. Participants should refer to the Plan documents for a more complete description of the Plan's provisions.

General – The Plan is a defined contribution plan covering all full-time employees of PSK Supermarkets, Inc. (the "Company") who are members of the Retail, Wholesale, Department Store Union ("RWDSU"), United Food and Commercial Workers ("UFCW") Local 338 and who have completed 3 months of service. The Plan is subject to the provisions of the Employee Retirement Income Security Act of 1974 ("ERISA"). The Plan Administrator is responsible for oversight of the Plan, determines the appropriateness of the Plan's investment offerings, and monitors investment performance.

Contributions – Each year, participants may contribute up to 90 percent of pre-tax annual compensation, as defined by the Plan. Participants who have attained age 50 before the end of the plan year are eligible to make catch-up contributions. Participants may also make rollover contributions, which are amounts representing distributions from other qualified benefit plans.

The Company makes matching contributions to eligible employees under the terms of the Plan. The Company makes a matching contribution equal to 50 percent of eligible participants' deferral contributions made to the Plan, subject to a maximum of 4 percent of eligible compensation. The Company may designate all or a portion of any matching contributions as "qualified matching contributions" or make "qualified nonelective contributions" to help the Plan pass on or more Internal Revenue Code ("IRC") nondiscrimination tests. During 2015, the Company made a $113,314 matching contribution to the Plan.

Participants direct the investments of their contributions and the Company's contributions into various investment options offered by the Plan.

Contributions are subject to certain Internal Revenue Service ("IRS") limitations.

Participant accounts – Each participant's account is credited with the participant's contributions and Company matching contributions, as well as allocations of plan earnings (losses). Participant accounts are charged with an allocation of administrative expenses that are paid by the Plan. Allocations are based on participant earnings, account balances, or specific participant transactions, as defined. The benefit to which a participant is entitled is the benefit that can be provided from the participant's vested account.

Vesting – Participant's contributions and earnings thereon are immediately fully vested. The following table illustrates the percentage of any Company matching contributions that an employee is entitled to based on the number of years of continuous service with the Company:

1. Description of Plan *(continued)*

Years	Percentage
Less than 1	0%
1	20%
2	40%
3	60%
4	80%
5	100%

Notes receivable from participants – Participants may borrow from their fund accounts a minimum of $1,000 up to a maximum equal to the lesser of $50,000 or 50 percent of their vested account balance. The loans are secured by the balance in the participant's account. The loan interest rate is determined by the Plan Administrator and is based on prevailing interest rates charged by persons in the business of lending money for loans. The interest rate remains fixed throughout the duration of the loan. Principal and interest is paid ratably through payroll deductions.

Payments of benefits – On termination of service due to death, disability, or retirement, a participant may elect to receive either a lump sum amount equal to the value of the participant's vested interest in his or her account, or installments over a period of time, as defined by the Plan. For termination of service for other reasons, a participant may receive the value of the vested interest in his or her account as a lump sum distribution. The Plan also provides for in-service distributions subject to conditions and limitations provided for in the Plan document.

Forfeited accounts – At December 31, 2015, and 2014, forfeited nonvested accounts totaled $32 and $1,365, respectively. These accounts will be used to reduce future plan expenses. Also, in 2015, plan expenses were reduced by $1,525 from forfeited nonvested accounts.

2. Significant Accounting Policies

Basis of accounting – The financial statements of the Plan have been prepared on the accrual basis of accounting.

Use of estimates – The preparation of the financial statements in conformity with generally accepted accounting principles ("GAAP") requires management to make estimates and assumptions that affect the reported amounts of assets and liabilities and changes therein, and disclosure of contingent assets and liabilities. Actual results could differ from those estimates.

2. Significant Accounting Policies *(continued)*

Investment valuation and income recognition – Investments are reported at fair value. Fair value is the price that would be received to sell an asset or paid to transfer the liability in an orderly transaction between market participants at the measurement date. See Note 3 for discussion of fair value measurements. The Plan Administrator determines the Plan's valuation policies utilizing information provided by the Trustee.

Purchases and sales of securities are recorded on a trade-date basis. Interest income is recorded on the accrual basis. Dividends are recorded on the ex-dividend date. Net appreciation (depreciation) includes the Plan's gains and losses on investments bought and sold as well as held during the year.

Notes receivable from participants – Notes receivable from participants are measured at their unpaid principal balance, plus any accrued but unpaid interest. Interest income is recorded on the accrual basis. Related fees are recorded as administrative expenses and are expensed when they are incurred. Delinquent participant loans are reclassified as distributions based upon the terms of the Plan agreement. No allowance for credit losses has been recorded as of December 31, 2015 or 2014.

Excess contributions payable – Amounts payable to participants for contributions in excess of amounts allowed by the IRS are recorded as a liability with a corresponding reduction to contributions. The Plan distributed 2015 excess contributions to the applicable participants prior to March 15, 2016.

Payment of benefits – Benefits are recorded when paid.

Expenses – Certain expenses of maintaining the Plan are paid by the Plan, unless otherwise paid by the Company. Expenses that are paid by the Company are excluded from these financial statements. Fees related to the administration of notes receivable from participants are charged directly to the participant's account and are included in administrative expenses. Investment related expenses are included in net depreciation of fair value of investments.

Recent accounting pronouncements – In July 2015, the Financial Accounting Standards Board ("FASB") issued ASU 2015-12, Plan Accounting: Defined Benefit Pension Plans (Topic 960), Defined Contribution Pension Plans (Topic 962), Health and Welfare Benefit Plans (Topic 965): (Part I) Fully Benefit – Responsive Investment Contracts, (Part II) Plan Investment Disclosures, (Part III) Measurement Date Practical Expedient. Part II eliminates the requirements to disclose individual investments that represent 5 percent or more of net assets available for benefits and the net appreciation (depreciation) in fair value by general type.

2. Significant Accounting Policies *(continued)*

Part II also simplifies the level of disaggregation of investments that are measured using fair value. Plans will continue to disaggregate investments that are measured using fair value by general type; however, plans are no longer required to also disaggregate investments by nature, characteristics and risks. Further, the disclosure of information about fair value measurements shall be provided by general type of plan asset. Parts I and III are not applicable to the Plan. The ASU is effective for fiscal years beginning after December 15, 2015, with early adoption permitted. Part II is to be applied retrospectively. Management elected to adopt Part II early in these financial statements, via retrospective application.

Reclassification – Certain accounts in the prior year financial statements have been reclassified for comparative purposes to conform to the presentation in the current year financial statements. These reclassifications have no effect on previously reported income.

3. Fair Value Measurements

The framework for measuring fair value provides a fair value hierarchy that prioritizes the inputs to valuation techniques used to measure fair value. The hierarchy gives the highest priority to unadjusted quoted prices in active markets for identical assets or liabilities (level 1) and the lowest priority to unobservable inputs (level 3). The three levels of the fair value hierarchy under FASB ASC 820, Fair Value Measurements and Disclosures, are described as follows:

Level 1 Inputs to the valuation methodology are unadjusted quoted prices for identical assets or liabilities in active markets that the Plan has the ability to access.

Level 2 Inputs to the valuation methodology include:

- quoted prices for similar assets or liabilities in active markets;
- quoted prices for identical or similar assets or liabilities in inactive markets;
- inputs other than quoted prices that are observable for the asset or liability; and
- inputs that are derived principally from or corroborated by observable market data by correlation or other means.

If the asset or liability has a specified (contractual) term, the level 2 input must be observable for substantially the full term of the asset or liability.

Level 3 Inputs to the valuation methodology are unobservable and significant to the fair value measurement.

3. Fair Value Measurements *(continued)*

The asset or liability's fair value measurement level within the fair value hierarchy is based on the lowest level of any input that is significant to the fair value measurement. Valuation techniques maximize the use of relevant observable inputs and minimize the use of unobservable inputs.

Following is a description of the valuation methodologies used for assets measured at fair value. There have been no changes in the methodologies used at December 31, 2015 and 2014.

Mutual funds: Valued at the daily closing price as reported by the fund. Mutual funds held by the Plan are open-end mutual funds that are registered with the U.S. Securities and Exchange Commission ("SEC"). These funds are required to publish their daily net asset value ("NAV") and to transact at that price. The mutual funds held by the Plan are deemed to be actively traded.

The following table sets forth by level, within the fair value hierarchy, the Plan's assets at fair value as of December 31, 2015 and 2014:

	Assets at Fair Value as of December 31, 2015			
	Level 1	**Level 2**	**Level 3**	**Total**
Mutual funds	$ 4,132,818	$ -	$ -	$ 4,132,818
Investments in fair value hierarchy	$ 4,132,818	$ -	$ -	$ 4,132,818

	Assets at Fair Value as of December 31, 2014			
	Level 1	**Level 2**	**Level 3**	**Total**
Mutual funds	$ 3,776,503	$ -	$ -	$ 3,776,503
Investments in fair value hierarchy	$ 3,776,503	$ -	$ -	$ 3,776,503

For the years ended December 31, 2015 and 2014, there were no significant transfer between levels 1 and 2 and no transfer into or out of level 3.

4. Related-Party Transactions and Party-in-Interest Transactions

Certain Plan investments are managed by Fidelity Investments Institutional ("Fidelity"), the custodian and record-keeper for the Plan. Fidelity Management Trust Company ("Fidelity Management") is the trustee for the Plan. These transactions qualify as party in interest transactions. During 2015, recordkeeping fees paid to Fidelity amounted to $5,681.

5. Plan Termination

Although it has not expressed any intent to do so, the Company has the right under the Plan to discontinue its contributions at any time and to terminate the Plan subjected to the provisions of ERISA. In the event of Plan termination, participants would become 100 percent vested in their employer contributions.

6. Tax Status

The IRS has determined and informed the Company by a letter dated March 31, 2014, that the Plan and related trust are designed in accordance with applicable sections of the Internal Revenue Code ("IRC"). Although the Plan has been amended since receiving the determination letter, the Plan Administrator believes that the Plan is designed, and is currently being operated, in compliance with the applicable requirements of the IRC and, therefore, believes that the Plan is qualified and the related trust is tax-exempt.

GAAP requires Plan management to evaluate tax positions taken by the Plan and recognize a tax liability if the Plan has taken an uncertain position that more likely than not would not be sustained upon examination by the IRS. The Plan is subject to routine audits by taxing jurisdictions; however, there are currently no audits for any tax periods in progress.

7. Risks and Uncertainties

The Plan invests in various investment securities. Investment securities are exposed to various risks such as interest rate, market, and credit risks. Due to the level of risk associated with certain investment securities, it is at least reasonably possible that changes in the values of investment securities will occur in the near term and that such changes could materially affect participants' account balances and the amounts reported in the statement of net assets available for benefits.

8. Information Prepared and Certified by Trustee

The following information included in the accompanying financial statements and supplemental schedules was obtained from data that has been prepared and certified to us as complete and accurate by the trustee.

	2015	2014
Investments at fair value	$ 4,132,818	$ 3,776,503
Notes receivable from participants	321,026	264,685
Total assets	$ 4,453,844	$ 4,041,188

In addition, for the year ended December 31, 2015, $193,563 in net depreciation in fair value of investments, $208,084 in dividends, and $12,331 in interest income on notes receivable from participants has been prepared and certified to us as complete and accurate by the trustee.

9. Reconciliation of Financial Statements to Form 5500

In accordance with ERISA regulations Section 2520.103-1(b) (3), set forth below is a reconciliation of amounts appearing in the accompanying financial statements to amounts appearing on Form 5500.

Form 5500, for the years ended December 31, 2015 has been prepared on the cash basis of accounting and the financial statements have been prepared on the accrual basis of accounting.

	2015
Reconciliation of Net Assets Available for Benefits	
Net assets available for benefits per the financial statements	$ 4,426,407
Plus: excess contributions payable	27,437
Net assets available for benefits per Form 5500	$ 4,453,844

Reconciliation of Participant Contributions	
Participant contributions per financial statements	$ 519,048
Plus: excess contributions payable	27,437
Participant contributions per 5500	$ 546,485

9. Reconciliation of Financial Statements to Form 5500

Reconciliation of Net Increase in Net Assets

Net increase in net assets per financial statements	$	385,219
Plus: excess contributions payable at 12/31/15		27,437
Net income per Form 5500	$	412,656

10. Subsequent Events

The Plan evaluated subsequent events through October 10, 2016, the date these financial statements were available to be issued. There were no material subsequent events that required recognition or additional disclosure in these financial statements.

PSK dba
FOODTOWN UNION
401(K) PLAN

Supplemental Information

December 31, 2015

PSK dba FOODTOWN UNION 401(K) PLAN

Schedule H, Line 4i - Schedule of Assets (Held at End of Year)

December 31, 2015

EIN # 13-2669740
Plan # 002

(a)	(b)	(c)	(d)	(e)
	Identity of Issuer, Borrower, Lessor or Similar Party	**Description of Investment, Including Maturity Date, Rate of Interest, Collateral, Par or Maturity Value**	**Cost**	**Current Value**
	Allianz Global Investors	AllianzGI High Yield Bond Fund A	**	$ 29
	Columbia	Columbia Acorn Select Z	**	4,788
*	Fidelity Investments	Fidelity Blue Chip Growth	**	340,240
*	Fidelity Investments	Fidelity Capital Appreciation	**	9,723
*	Fidelity Investments	Fidelity Contrafund	**	34,139
*	Fidelity Investments	Fidelity Diversified International	**	1,421
*	Fidelity Investments	Fidelity Dividend Growth	**	25,181
*	Fidelity Investments	Fidelity Equity Dividend Income	**	38,441
*	Fidelity Investments	Fidelity Equity-Income	**	10,712
*	Fidelity Investments	Fidelity Export and Multinational	**	13,515
*	Fidelity Investments	Fidelity Focused Stock	**	10,747
*	Fidelity Investments	Fidelity Freedom 2010	**	29,227
*	Fidelity Investments	Fidelity Freedom 2015	**	382,708
*	Fidelity Investments	Fidelity Freedom 2020	**	507,585
*	Fidelity Investments	Fidelity Freedom 2025	**	518,349
*	Fidelity Investments	Fidelity Freedom 2030	**	264,009
*	Fidelity Investments	Fidelity Freedom 2035	**	383,837
*	Fidelity Investments	Fidelity Freedom 2040	**	369,840
*	Fidelity Investments	Fidelity Freedom 2045	**	273,716
*	Fidelity Investments	Fidelity Freedom 2050	**	100,004
*	Fidelity Investments	Fidelity Freedom 2055	**	1,305
*	Fidelity Investments	Fidelity Freedom 2060	**	1,054
*	Fidelity Investments	Fidelity Freedom Income	**	17,693
*	Fidelity Investments	Fidelity Fund	**	9,161
*	Fidelity Investments	Fidelity Government Income	**	6,878
*	Fidelity Investments	Fidelity Growth Company	**	35,793
*	Fidelity Investments	Fidelity Growth Strategies	**	12,952
*	Fidelity Investments	Fidelity Intermediate Bond	**	13,759
*	Fidelity Investments	Fidelity International Discovery	**	38,123
		Subtotal		$ 3,454,927

PSK dba FOODTOWN UNION 401(K) PLAN

Schedule H, Line 4i - Schedule of Assets (Held at End of Year)

December 31, 2015

EIN # 13-2669740
Plan # 002

(a)	(b) Identity of Issuer, Borrower, Lessor or Similar Party	(c) Description of Investment, Including Maturity Date, Rate of Interest, Collateral, Par or Maturity Value	(d) Cost	(e) Current Value
		Subtotal		$ 3,454,927
*	Fidelity Investments	Fidelity Investment Grade Bond Fund	**	35,159
*	Fidelity Investments	Fidelity Large Cap Stock	**	45,961
*	Fidelity Investments	Fidelity Low-Priced Stock	**	5,228
*	Fidelity Investments	Fidelity Mid-Cap Stock	**	28,905
*	Fidelity Investments	FMMT Retirement Government Money Market II	**	280,311
*	Fidelity Investments	Fidelity OTC Portfolio	**	47,506
*	Fidelity Investments	Fidelity Overseas	**	35,936
*	Fidelity Investments	Fidelity Puritan	**	14,884
*	Fidelity Investments	Fidelity Real Estate Investment Portfolio	**	30,206
*	Fidelity Investments	Fidelity Small Cap Discovery	**	60,947
*	Fidelity Investments	Fidelity Small Cap Value	**	20,127
*	Fidelity Investments	Fidelity Spartan Total Market Index	**	21,592
*	Fidelity Investments	Fidelity Spartan Total Market Index Fund Advantage	**	6,479
*	Fidelity Investments	Fidelity Spartan U.S. Bond Index	**	7,911
*	Fidelity Investments	Fidelity Value	**	23,083
*	Fidelity Investments	Fidelity Value Strategies	**	10,373
	Loomis Sayles	Loomis Sayles Small Cap Value Retail	**	3,281
				4,132,818
*	Notes receivable from participants, interest rates 4.25% - 7.5% with maturities through September 2020		-	321,026
				$ 4,453,844

* Represents party-in-interest
** Not required, participant directed investments



JANOVER LLC

www.janoverllc.com