Form 5500

Department of the Treasury
Internal Revenue Service

Department of Labor
Employee Benefits Security Administration

Pension Benefit Guaranty Corporation

Annual Return/Report of Employee Benefit Plan

This form is required to be filed for employee benefit plans under sections 104 and 4065 of the Employee Retirement Income Security Act of 1974 (ERISA) and sections 6047(e), 6057(b), and 6058(a) of the Internal Revenue Code (the Code).

▶ **Complete all entries in accordance with the instructions to the Form 5500.**

OMB Nos. 1210-0110
1210-0089

2015

This Form is Open to Public Inspection

Part I Annual Report Identification Information

For calendar plan year 2015 or fiscal plan year beginning 01/01/2015 and ending 12/31/2015

A This return/report is for:
- [ ] a multiemployer plan;
- [ ] a multiple-employer plan (Filers checking this box must attach a list of participating employer information in accordance with the form instructions); or
- [X] a single-employer plan;
- [ ] a DFE (specify) ____

B This return/report is:
- [ ] the first return/report;
- [ ] the final return/report;
- [X] an amended return/report;
- [ ] a short plan year return/report (less than 12 months).

C If the plan is a collectively-bargained plan, check here. . . . . ▶ [ ]

D Check box if filing under:
- [X] Form 5558;
- [ ] automatic extension;
- [ ] the DFVC program;
- [ ] special extension (enter description)

Part II Basic Plan Information—enter all requested information

1a Name of plan
WIN-HOLT EQUIPMENT CORPORATION 401(K) EMPLOYEE SAVINGS & RETIREMENT PLAN

1b Three-digit plan number (PN) ▶ 003

1c Effective date of plan 02/01/1983

2a Plan sponsor's name (employer, if for a single-employer plan)
Mailing address (include room, apt., suite no. and street, or P.O. Box)
City or town, state or province, country, and ZIP or foreign postal code (if foreign, see instructions)
WIN-HOLT EQUIPMENT CORPORATION

141 EILEEN WAY
SYOSSET, NY 11791

2b Employer Identification Number (EIN)
11-1735819

2c Plan Sponsor's telephone number
516-222-0335

2d Business code (see instructions)
332900

Caution: A penalty for the late or incomplete filing of this return/report will be assessed unless reasonable cause is established.

Under penalties of perjury and other penalties set forth in the instructions, I declare that I have examined this return/report, including accompanying schedules, statements and attachments, as well as the electronic version of this return/report, and to the best of my knowledge and belief, it is true, correct, and complete.

SIGN HERE	Filed with authorized/valid electronic signature.	10/14/2016	MARK DZIERZYNSKI
	Signature of plan administrator	Date	Enter name of individual signing as plan administrator
SIGN HERE			
	Signature of employer/plan sponsor	Date	Enter name of individual signing as employer or plan sponsor
SIGN HERE			
	Signature of DFE	Date	Enter name of individual signing as DFE

Preparer's name (including firm name, if applicable) and address (include room or suite number)

Preparer's telephone number

3a	Plan administrator's name and address [X] Same as Plan Sponsor	**3b**	Administrator's EIN
		3c	Administrator's telephone number
4	If the name and/or EIN of the plan sponsor has changed since the last return/report filed for this plan, enter the name, EIN and the plan number from the last return/report:	**4b**	EIN
a	Sponsor's name	**4c**	PN

5	Total number of participants at the beginning of the plan year	**5**	204
6	Number of participants as of the end of the plan year unless otherwise stated (welfare plans complete only lines **6a(1), 6a(2), 6b, 6c,** and **6d**).		
a(1)	Total number of active participants at the beginning of the plan year	**6a(1)**	156
a(2)	Total number of active participants at the end of the plan year	**6a(2)**	156
b	Retired or separated participants receiving benefits	**6b**	0
c	Other retired or separated participants entitled to future benefits	**6c**	48
d	Subtotal. Add lines **6a(2)**, **6b**, and **6c**.	**6d**	204
e	Deceased participants whose beneficiaries are receiving or are entitled to receive benefits.	**6e**	0
f	Total. Add lines **6d** and **6e**.	**6f**	204
g	Number of participants with account balances as of the end of the plan year (only defined contribution plans complete this item)	**6g**	123
h	Number of participants that terminated employment during the plan year with accrued benefits that were less than 100% vested	**6h**	1
7	Enter the total number of employers obligated to contribute to the plan (only multiemployer plans complete this item)	**7**	

8a If the plan provides pension benefits, enter the applicable pension feature codes from the List of Plan Characteristics Codes in the instructions:
2E 2F 2G 2J 2K 2T 3D

b If the plan provides welfare benefits, enter the applicable welfare feature codes from the List of Plan Characteristics Codes in the instructions:

9a Plan funding arrangement (check all that apply)

(1)	[ ]	Insurance
(2)	[ ]	Code section 412(e)(3) insurance contracts
(3)	[X]	Trust
(4)	[ ]	General assets of the sponsor

9b Plan benefit arrangement (check all that apply)

(1)	[ ]	Insurance
(2)	[ ]	Code section 412(e)(3) insurance contracts
(3)	[X]	Trust
(4)	[ ]	General assets of the sponsor

10 Check all applicable boxes in 10a and 10b to indicate which schedules are attached, and, where indicated, enter the number attached. (See instructions)

a Pension Schedules

(1)	[X]	**R** (Retirement Plan Information)
(2)	[ ]	**MB** (Multiemployer Defined Benefit Plan and Certain Money Purchase Plan Actuarial Information) - signed by the plan actuary
(3)	[ ]	**SB** (Single-Employer Defined Benefit Plan Actuarial Information) - signed by the plan actuary

b General Schedules

(1)	[X]	**H** (Financial Information)
(2)	[ ]	**I** (Financial Information – Small Plan)
(3)	[ ]	**A** (Insurance Information)
(4)	[X]	**C** (Service Provider Information)
(5)	[X]	**D** (DFE/Participating Plan Information)
(6)	[ ]	**G** (Financial Transaction Schedules)

Part III **Form M-1 Compliance Information (to be completed by welfare benefit plans)**

11a If the plan provides welfare benefits, was the plan subject to the Form M-1 filing requirements during the plan year? (See instructions and 29 CFR 2520.101-2.) ..... ☐ Yes ☐ No

If "Yes" is checked, complete lines 11b and 11c.

11b Is the plan currently in compliance with the Form M-1 filing requirements? (See instructions and 29 CFR 2520.101-2.) ……..... ☐ Yes ☐ No

11c Enter the Receipt Confirmation Code for the 2015 Form M-1 annual report. If the plan was not required to file the 2015 Form M-1 annual report, enter the Receipt Confirmation Code for the most recent Form M-1 that was required to be filed under the Form M-1 filing requirements. (Failure to enter a valid Receipt Confirmation Code will subject the Form 5500 filing to rejection as incomplete.)

Receipt Confirmation Code_____

SCHEDULE C (Form 5500)	Service Provider Information	OMB No. 1210-0110
Department of the Treasury Internal Revenue Service Department of Labor Employee Benefits Security Administration Pension Benefit Guaranty Corporation	This schedule is required to be filed under section 104 of the Employee Retirement Income Security Act of 1974 (ERISA). ▶ **File as an attachment to Form 5500.**	**2015** **This Form is Open to Public Inspection.**

For calendar plan year 2015 or fiscal plan year beginning 01/01/2015 and ending 12/31/2015

A Name of plan
WIN-HOLT EQUIPMENT CORPORATION 401(K) EMPLOYEE SAVINGS & RETIREMENT PLAN

B Three-digit plan number (PN) ▶ 003

C Plan sponsor's name as shown on line 2a of Form 5500
WIN-HOLT EQUIPMENT CORPORATION

D Employer Identification Number (EIN)
11-1735819

Part I Service Provider Information (see instructions)

You must complete this Part, in accordance with the instructions, to report the information required for **each person** who received, directly or indirectly, $5,000 or more in total compensation (i.e., money or anything else of monetary value) in connection with services rendered to the plan or the person's position with the plan during the plan year. If a person received **only** eligible indirect compensation for which the plan received the required disclosures, you are required to answer line 1 but are not required to include that person when completing the remainder of this Part.

1 Information on Persons Receiving Only Eligible Indirect Compensation

a Check "Yes" or "No" to indicate whether you are excluding a person from the remainder of this Part because they received only eligible indirect compensation for which the plan received the required disclosures (see instructions for definitions and conditions).. . . . . [X] Yes [ ] No

b If you answered line 1a "Yes," enter the name and EIN or address of each person providing the required disclosures for the service providers who received only eligible indirect compensation. Complete as many entries as needed (see instructions).

(b) Enter name and EIN or address of person who provided you disclosures on eligible indirect compensation

FIDELITY INVESTMENTS INSTITUTIONAL

04-2647786

(b) Enter name and EIN or address of person who provided you disclosure on eligible indirect compensation

(b) Enter name and EIN or address of person who provided you disclosures on eligible indirect compensation

(b) Enter name and EIN or address of person who provided you disclosures on eligible indirect compensation

(b) Enter name and EIN or address of person who provided you disclosures on eligible indirect compensation

(b) Enter name and EIN or address of person who provided you disclosures on eligible indirect compensation

(b) Enter name and EIN or address of person who provided you disclosures on eligible indirect compensation

(b) Enter name and EIN or address of person who provided you disclosures on eligible indirect compensation

(b) Enter name and EIN or address of person who provided you disclosures on eligible indirect compensation

(b) Enter name and EIN or address of person who provided you disclosures on eligible indirect compensation

(b) Enter name and EIN or address of person who provided you disclosures on eligible indirect compensation

(b) Enter name and EIN or address of person who provided you disclosures on eligible indirect compensation

2. Information on Other Service Providers Receiving Direct or Indirect Compensation. Except for those persons for whom you answered "Yes" to line 1a above, complete as many entries as needed to list each person receiving, directly or indirectly, $5,000 or more in total compensation (i.e., money or anything else of value) in connection with services rendered to the plan or their position with the plan during the plan year. (See instructions).

(a) Enter name and EIN or address (see instructions)

STONE HILL FIDUCIARY MANAGEMENT, L

45-5608425

(b) Service Code(s)	(c) Relationship to employer, employee organization, or person known to be a party-in-interest	(d) Enter direct compensation paid by the plan. If none, enter -0-.	(e) Did service provider receive indirect compensation? (sources other than plan or plan sponsor)	(f) Did indirect compensation include eligible indirect compensation, for which the plan received the required disclosures?	(g) Enter total indirect compensation received by service provider excluding eligible indirect compensation for which you answered "Yes" to element (f). If none, enter -0-.	(h) Did the service provider give you a formula instead of an amount or estimated amount?
16	CONSULTANT	13500	Yes [ ] No [X]	Yes [ ] No [ ]		Yes [ ] No [ ]

(a) Enter name and EIN or address (see instructions)

FIDELITY INVESTMENTS INSTITUTIONAL

04-2647786

(b) Service Code(s)	(c) Relationship to employer, employee organization, or person known to be a party-in-interest	(d) Enter direct compensation paid by the plan. If none, enter -0-.	(e) Did service provider receive indirect compensation? (sources other than plan or plan sponsor)	(f) Did indirect compensation include eligible indirect compensation, for which the plan received the required disclosures?	(g) Enter total indirect compensation received by service provider excluding eligible indirect compensation for which you answered "Yes" to element (f). If none, enter -0-.	(h) Did the service provider give you a formula instead of an amount or estimated amount?
37 60 64 65	RECORDKEEPER	3282	Yes [X] No [ ]	Yes [X] No [ ]	0	Yes [X] No [ ]

(a) Enter name and EIN or address (see instructions)

(b) Service Code(s)	(c) Relationship to employer, employee organization, or person known to be a party-in-interest	(d) Enter direct compensation paid by the plan. If none, enter -0-.	(e) Did service provider receive indirect compensation? (sources other than plan or plan sponsor)	(f) Did indirect compensation include eligible indirect compensation, for which the plan received the required disclosures?	(g) Enter total indirect compensation received by service provider excluding eligible indirect compensation for which you answered "Yes" to element (f). If none, enter -0-.	(h) Did the service provider give you a formula instead of an amount or estimated amount?
			Yes [ ] No [ ]	Yes [ ] No [ ]		Yes [ ] No [ ]

2. Information on Other Service Providers Receiving Direct or Indirect Compensation. Except for those persons for whom you answered "Yes" to line 1a above, complete as many entries as needed to list each person receiving, directly or indirectly, $5,000 or more in total compensation (i.e., money or anything else of value) in connection with services rendered to the plan or their position with the plan during the plan year. (See instructions).

(a) Enter name and EIN or address (see instructions)

(b) Service Code(s)	(c) Relationship to employer, employee organization, or person known to be a party-in-interest	(d) Enter direct compensation paid by the plan. If none, enter -0-.	(e) Did service provider receive indirect compensation? (sources other than plan or plan sponsor)	(f) Did indirect compensation include eligible indirect compensation, for which the plan received the required disclosures?	(g) Enter total indirect compensation received by service provider excluding eligible indirect compensation for which you answered "Yes" to element (f). If none, enter -0-.	(h) Did the service provider give you a formula instead of an amount or estimated amount?
			Yes ☐ No ☐	Yes ☐ No ☐		Yes ☐ No ☐

(a) Enter name and EIN or address (see instructions)

(b) Service Code(s)	(c) Relationship to employer, employee organization, or person known to be a party-in-interest	(d) Enter direct compensation paid by the plan. If none, enter -0-.	(e) Did service provider receive indirect compensation? (sources other than plan or plan sponsor)	(f) Did indirect compensation include eligible indirect compensation, for which the plan received the required disclosures?	(g) Enter total indirect compensation received by service provider excluding eligible indirect compensation for which you answered "Yes" to element (f). If none, enter -0-.	(h) Did the service provider give you a formula instead of an amount or estimated amount?
			Yes ☐ No ☐	Yes ☐ No ☐		Yes ☐ No ☐

(a) Enter name and EIN or address (see instructions)

(b) Service Code(s)	(c) Relationship to employer, employee organization, or person known to be a party-in-interest	(d) Enter direct compensation paid by the plan. If none, enter -0-.	(e) Did service provider receive indirect compensation? (sources other than plan or plan sponsor)	(f) Did indirect compensation include eligible indirect compensation, for which the plan received the required disclosures?	(g) Enter total indirect compensation received by service provider excluding eligible indirect compensation for which you answered "Yes" to element (f). If none, enter -0-.	(h) Did the service provider give you a formula instead of an amount or estimated amount?
			Yes ☐ No ☐	Yes ☐ No ☐		Yes ☐ No ☐

Part I Service Provider Information (continued)

3 If you reported on line 2 receipt of indirect compensation, other than eligible indirect compensation, by a service provider, and the service provider is a fiduciary or provides contract administrator, consulting, custodial, investment advisory, investment management, broker, or recordkeeping services, answer the following questions for (a) each source from whom the service provider received $1,000 or more in indirect compensation and (b) each source for whom the service provider gave you a formula used to determine the indirect compensation instead of an amount or estimated amount of the indirect compensation. Complete as many entries as needed to report the required information for each source.

(a) Enter service provider name as it appears on line 2	**(b)** Service Codes (see instructions)	**(c)** Enter amount of indirect compensation
FIDELITY INVESTMENTS INSTITUTIONAL	60	0

(d) Enter name and EIN (address) of source of indirect compensation	**(e)** Describe the indirect compensation, including any formula used to determine the service provider's eligibility for or the amount of the indirect compensation.
AF EUROPAC GRTH R4 - AMERICAN FUND 95-2566717	0.35%

(a) Enter service provider name as it appears on line 2	**(b)** Service Codes (see instructions)	**(c)** Enter amount of indirect compensation
FIDELITY INVESTMENTS INSTITUTIONAL	60	0

(d) Enter name and EIN (address) of source of indirect compensation	**(e)** Describe the indirect compensation, including any formula used to determine the service provider's eligibility for or the amount of the indirect compensation.
AMER CAP WRLD G&I R4 - AMERICAN FU 95-2566717	0.35%

(a) Enter service provider name as it appears on line 2	**(b)** Service Codes (see instructions)	**(c)** Enter amount of indirect compensation
FIDELITY INVESTMENTS INSTITUTIONAL	60	0

(d) Enter name and EIN (address) of source of indirect compensation	**(e)** Describe the indirect compensation, including any formula used to determine the service provider's eligibility for or the amount of the indirect compensation.
ARIEL FUND INST - U.S. BANCORP FUN P.O. BOX 701 MILWAUKEE, WI 53201	0.10%

Part I Service Provider Information (continued)

3 If you reported on line 2 receipt of indirect compensation, other than eligible indirect compensation, by a service provider, and the service provider is a fiduciary or provides contract administrator, consulting, custodial, investment advisory, investment management, broker, or recordkeeping services, answer the following questions for (a) each source from whom the service provider received $1,000 or more in indirect compensation and (b) each source for whom the service provider gave you a formula used to determine the indirect compensation instead of an amount or estimated amount of the indirect compensation. Complete as many entries as needed to report the required information for each source.

(a) Enter service provider name as it appears on line 2	**(b)** Service Codes (see instructions)	**(c)** Enter amount of indirect compensation
FIDELITY INVESTMENTS INSTITUTIONAL	60	0

(d) Enter name and EIN (address) of source of indirect compensation	**(e)** Describe the indirect compensation, including any formula used to determine the service provider's eligibility for or the amount of the indirect compensation.
BLKRK TOT RETURN IS - BNY MELLON I P.O. BOX 9793 PROVIDENCE, RI 02940	0.15%

(a) Enter service provider name as it appears on line 2	**(b)** Service Codes (see instructions)	**(c)** Enter amount of indirect compensation
FIDELITY INVESTMENTS INSTITUTIONAL	60	0

(d) Enter name and EIN (address) of source of indirect compensation	**(e)** Describe the indirect compensation, including any formula used to determine the service provider's eligibility for or the amount of the indirect compensation.
CBA SM CAP GR I - BNY MELLON INV S P.O. BOX 9793 PROVIDENCE, RI 02940	0.15%

(a) Enter service provider name as it appears on line 2	**(b)** Service Codes (see instructions)	**(c)** Enter amount of indirect compensation
FIDELITY INVESTMENTS INSTITUTIONAL	60	0

(d) Enter name and EIN (address) of source of indirect compensation	**(e)** Describe the indirect compensation, including any formula used to determine the service provider's eligibility for or the amount of the indirect compensation.
CRM MID CAP VAL INST - BNY MELLON P.O. BOX 9793 PROVIDENCE, RI 02940	0.10%

Part I Service Provider Information (continued)

3 If you reported on line 2 receipt of indirect compensation, other than eligible indirect compensation, by a service provider, and the service provider is a fiduciary or provides contract administrator, consulting, custodial, investment advisory, investment management, broker, or recordkeeping services, answer the following questions for (a) each source from whom the service provider received $1,000 or more in indirect compensation and (b) each source for whom the service provider gave you a formula used to determine the indirect compensation instead of an amount or estimated amount of the indirect compensation. Complete as many entries as needed to report the required information for each source.

(a) Enter service provider name as it appears on line 2	**(b)** Service Codes (see instructions)	**(c)** Enter amount of indirect compensation
FIDELITY INVESTMENTS INSTITUTIONAL	60	0

(d) Enter name and EIN (address) of source of indirect compensation	**(e)** Describe the indirect compensation, including any formula used to determine the service provider's eligibility for or the amount of the indirect compensation.
FED CAP PRESRVN ISP 1001LIBERTY AVENUE PITTSBURGH, PA 03779	0.30%

(a) Enter service provider name as it appears on line 2	**(b)** Service Codes (see instructions)	**(c)** Enter amount of indirect compensation
FIDELITY INVESTMENTS INSTITUTIONAL	60	0

(d) Enter name and EIN (address) of source of indirect compensation	**(e)** Describe the indirect compensation, including any formula used to determine the service provider's eligibility for or the amount of the indirect compensation.
FKLN RISING DIVS ADV - FRANKLIN TE 94-3167260	0.15%

(a) Enter service provider name as it appears on line 2	**(b)** Service Codes (see instructions)	**(c)** Enter amount of indirect compensation
FIDELITY INVESTMENTS INSTITUTIONAL	60	0

(d) Enter name and EIN (address) of source of indirect compensation	**(e)** Describe the indirect compensation, including any formula used to determine the service provider's eligibility for or the amount of the indirect compensation.
GLENMEDE SMCAP EQ IS - STATE STREE 04-0025081	0.15%

Part I Service Provider Information (continued)

3 If you reported on line 2 receipt of indirect compensation, other than eligible indirect compensation, by a service provider, and the service provider is a fiduciary or provides contract administrator, consulting, custodial, investment advisory, investment management, broker, or recordkeeping services, answer the following questions for (a) each source from whom the service provider received $1,000 or more in indirect compensation and (b) each source for whom the service provider gave you a formula used to determine the indirect compensation instead of an amount or estimated amount of the indirect compensation. Complete as many entries as needed to report the required information for each source.

(a) Enter service provider name as it appears on line 2	**(b)** Service Codes (see instructions)	**(c)** Enter amount of indirect compensation
FIDELITY INVESTMENTS INSTITUTIONAL	60	0

(d) Enter name and EIN (address) of source of indirect compensation	**(e)** Describe the indirect compensation, including any formula used to determine the service provider's eligibility for or the amount of the indirect compensation.
NB MID CAP GRTH INST - STATE STREE 04-0025081	0.10%

(a) Enter service provider name as it appears on line 2	**(b)** Service Codes (see instructions)	**(c)** Enter amount of indirect compensation
FIDELITY INVESTMENTS INSTITUTIONAL	60	0

(d) Enter name and EIN (address) of source of indirect compensation	**(e)** Describe the indirect compensation, including any formula used to determine the service provider's eligibility for or the amount of the indirect compensation.
PIMCO REAL RTN BD AD - BOSTON FINA BFDS BUILDING, 30 DAN ROAD CANTON, MA 02021	0.25%

(a) Enter service provider name as it appears on line 2	**(b)** Service Codes (see instructions)	**(c)** Enter amount of indirect compensation
FIDELITY INVESTMENTS INSTITUTIONAL	60	0

(d) Enter name and EIN (address) of source of indirect compensation	**(e)** Describe the indirect compensation, including any formula used to determine the service provider's eligibility for or the amount of the indirect compensation.
PIMCO TOT RETURN ADM - BOSTON FINA BFDS BUILDING, 30 DAN ROAD CANTON, MA 02021	0.25%

Part I Service Provider Information (continued)

3 If you reported on line 2 receipt of indirect compensation, other than eligible indirect compensation, by a service provider, and the service provider is a fiduciary or provides contract administrator, consulting, custodial, investment advisory, investment management, broker, or recordkeeping services, answer the following questions for (a) each source from whom the service provider received $1,000 or more in indirect compensation and (b) each source for whom the service provider gave you a formula used to determine the indirect compensation instead of an amount or estimated amount of the indirect compensation. Complete as many entries as needed to report the required information for each source.

(a) Enter service provider name as it appears on line 2	**(b)** Service Codes (see instructions)	**(c)** Enter amount of indirect compensation
FIDELITY INVESTMENTS INSTITUTIONAL	60	0

(d) Enter name and EIN (address) of source of indirect compensation	**(e)** Describe the indirect compensation, including any formula used to determine the service provider's eligibility for or the amount of the indirect compensation.
PUTN DYN AA CNSV Y - PUTNAM INVEST 04-2539562	0.20%

(a) Enter service provider name as it appears on line 2	**(b)** Service Codes (see instructions)	**(c)** Enter amount of indirect compensation
FIDELITY INVESTMENTS INSTITUTIONAL	60	0

(d) Enter name and EIN (address) of source of indirect compensation	**(e)** Describe the indirect compensation, including any formula used to determine the service provider's eligibility for or the amount of the indirect compensation.
RDGWTH LG CAP VAL I - BOSTON FINAN P.O. BOX 8480 BOSTON, MA 02266	0.40%

(a) Enter service provider name as it appears on line 2	**(b)** Service Codes (see instructions)	**(c)** Enter amount of indirect compensation
FIDELITY INVESTMENTS INSTITUTIONAL	60	0

(d) Enter name and EIN (address) of source of indirect compensation	**(e)** Describe the indirect compensation, including any formula used to determine the service provider's eligibility for or the amount of the indirect compensation.
TOCQUEVILLE GOLD - U.S. BANCORP FU P.O. BOX 701 MILWAUKEE, WI 53201	0.40%

Part I Service Provider Information (continued)

3 If you reported on line 2 receipt of indirect compensation, other than eligible indirect compensation, by a service provider, and the service provider is a fiduciary or provides contract administrator, consulting, custodial, investment advisory, investment management, broker, or recordkeeping services, answer the following questions for (a) each source from whom the service provider received $1,000 or more in indirect compensation and (b) each source for whom the service provider gave you a formula used to determine the indirect compensation instead of an amount or estimated amount of the indirect compensation. Complete as many entries as needed to report the required information for each source.

(a) Enter service provider name as it appears on line 2	**(b)** Service Codes (see instructions)	**(c)** Enter amount of indirect compensation
FIDELITY INVESTMENTS INSTITUTIONAL	60	0

(d) Enter name and EIN (address) of source of indirect compensation	**(e)** Describe the indirect compensation, including any formula used to determine the service provider's eligibility for or the amount of the indirect compensation.
TRP CAP APPREC ADV - T. ROWE PRICE 52-2269240	0.40%

(a) Enter service provider name as it appears on line 2	**(b)** Service Codes (see instructions)	**(c)** Enter amount of indirect compensation
FIDELITY INVESTMENTS INSTITUTIONAL	60	0

(d) Enter name and EIN (address) of source of indirect compensation	**(e)** Describe the indirect compensation, including any formula used to determine the service provider's eligibility for or the amount of the indirect compensation.
TRP RETIRE BAL ADV - T. ROWE PRICE 52-2269240	0.40%

(a) Enter service provider name as it appears on line 2	**(b)** Service Codes (see instructions)	**(c)** Enter amount of indirect compensation
FIDELITY INVESTMENTS INSTITUTIONAL	60	0

(d) Enter name and EIN (address) of source of indirect compensation	**(e)** Describe the indirect compensation, including any formula used to determine the service provider's eligibility for or the amount of the indirect compensation.
TRP RETIRE 2015 ADV - T. ROWE PRIC 52-2269240	0.40%

Part I Service Provider Information (continued)

3 If you reported on line 2 receipt of indirect compensation, other than eligible indirect compensation, by a service provider, and the service provider is a fiduciary or provides contract administrator, consulting, custodial, investment advisory, investment management, broker, or recordkeeping services, answer the following questions for (a) each source from whom the service provider received $1,000 or more in indirect compensation and (b) each source for whom the service provider gave you a formula used to determine the indirect compensation instead of an amount or estimated amount of the indirect compensation. Complete as many entries as needed to report the required information for each source.

(a) Enter service provider name as it appears on line 2	**(b)** Service Codes (see instructions)	**(c)** Enter amount of indirect compensation
FIDELITY INVESTMENTS INSTITUTIONAL	60	0

(d) Enter name and EIN (address) of source of indirect compensation	**(e)** Describe the indirect compensation, including any formula used to determine the service provider's eligibility for or the amount of the indirect compensation.
TRP RETIRE 2020 ADV - T. ROWE PRIC 52-2269240	0.40%

(a) Enter service provider name as it appears on line 2	**(b)** Service Codes (see instructions)	**(c)** Enter amount of indirect compensation
FIDELITY INVESTMENTS INSTITUTIONAL	60	0

(d) Enter name and EIN (address) of source of indirect compensation	**(e)** Describe the indirect compensation, including any formula used to determine the service provider's eligibility for or the amount of the indirect compensation.
TRP RETIRE 2025 ADV - T. ROWE PRIC 52-2269240	0.40%

(a) Enter service provider name as it appears on line 2	**(b)** Service Codes (see instructions)	**(c)** Enter amount of indirect compensation
FIDELITY INVESTMENTS INSTITUTIONAL	60	0

(d) Enter name and EIN (address) of source of indirect compensation	**(e)** Describe the indirect compensation, including any formula used to determine the service provider's eligibility for or the amount of the indirect compensation.
TRP RETIRE 2030 ADV - T. ROWE PRIC 52-2269240	0.40%

Part I Service Provider Information (continued)

3 If you reported on line 2 receipt of indirect compensation, other than eligible indirect compensation, by a service provider, and the service provider is a fiduciary or provides contract administrator, consulting, custodial, investment advisory, investment management, broker, or recordkeeping services, answer the following questions for (a) each source from whom the service provider received $1,000 or more in indirect compensation and (b) each source for whom the service provider gave you a formula used to determine the indirect compensation instead of an amount or estimated amount of the indirect compensation. Complete as many entries as needed to report the required information for each source.

(a) Enter service provider name as it appears on line 2	**(b)** Service Codes (see instructions)	**(c)** Enter amount of indirect compensation
FIDELITY INVESTMENTS INSTITUTIONAL	60	0

(d) Enter name and EIN (address) of source of indirect compensation	**(e)** Describe the indirect compensation, including any formula used to determine the service provider's eligibility for or the amount of the indirect compensation.
TRP RETIRE 2035 ADV - T. ROWE PRIC 52-2269240	0.40%

(a) Enter service provider name as it appears on line 2	**(b)** Service Codes (see instructions)	**(c)** Enter amount of indirect compensation
FIDELITY INVESTMENTS INSTITUTIONAL	60	0

(d) Enter name and EIN (address) of source of indirect compensation	**(e)** Describe the indirect compensation, including any formula used to determine the service provider's eligibility for or the amount of the indirect compensation.
TRP RETIRE 2040 ADV - T. ROWE PRIC 52-2269240	0.40%

(a) Enter service provider name as it appears on line 2	**(b)** Service Codes (see instructions)	**(c)** Enter amount of indirect compensation
FIDELITY INVESTMENTS INSTITUTIONAL	60	0

(d) Enter name and EIN (address) of source of indirect compensation	**(e)** Describe the indirect compensation, including any formula used to determine the service provider's eligibility for or the amount of the indirect compensation.
TRP RETIRE 2045 ADV - T. ROWE PRIC 52-2269240	0.40%

Part I Service Provider Information (continued)

3 If you reported on line 2 receipt of indirect compensation, other than eligible indirect compensation, by a service provider, and the service provider is a fiduciary or provides contract administrator, consulting, custodial, investment advisory, investment management, broker, or recordkeeping services, answer the following questions for (a) each source from whom the service provider received $1,000 or more in indirect compensation and (b) each source for whom the service provider gave you a formula used to determine the indirect compensation instead of an amount or estimated amount of the indirect compensation. Complete as many entries as needed to report the required information for each source.

(a) Enter service provider name as it appears on line 2	**(b)** Service Codes (see instructions)	**(c)** Enter amount of indirect compensation
FIDELITY INVESTMENTS INSTITUTIONAL	60	0

(d) Enter name and EIN (address) of source of indirect compensation	**(e)** Describe the indirect compensation, including any formula used to determine the service provider's eligibility for or the amount of the indirect compensation.
VICTORY S SM CO OP I - SUNGARD INV 31-1249295	0.10%

(a) Enter service provider name as it appears on line 2	**(b)** Service Codes (see instructions)	**(c)** Enter amount of indirect compensation
FIDELITY INVESTMENTS INSTITUTIONAL	60	0

(d) Enter name and EIN (address) of source of indirect compensation	**(e)** Describe the indirect compensation, including any formula used to determine the service provider's eligibility for or the amount of the indirect compensation.
WF SPL MID CP VAL IS - BOSTON FINA 330 W. 9TH STREET KANSAS CITY, MO 66160	0.15%

(a) Enter service provider name as it appears on line 2	**(b)** Service Codes (see instructions)	**(c)** Enter amount of indirect compensation

(d) Enter name and EIN (address) of source of indirect compensation	**(e)** Describe the indirect compensation, including any formula used to determine the service provider's eligibility for or the amount of the indirect compensation.

Part II Service Providers Who Fail or Refuse to Provide Information

4 Provide, to the extent possible, the following information for each service provider who failed or refused to provide the information necessary to complete this Schedule.

(a) Enter name and EIN or address of service provider (see instructions)	**(b)** Nature of Service Code(s)	**(c)** Describe the information that the service provider failed or refused to provide

(a) Enter name and EIN or address of service provider (see instructions)	**(b)** Nature of Service Code(s)	**(c)** Describe the information that the service provider failed or refused to provide

(a) Enter name and EIN or address of service provider (see instructions)	**(b)** Nature of Service Code(s)	**(c)** Describe the information that the service provider failed or refused to provide

(a) Enter name and EIN or address of service provider (see instructions)	**(b)** Nature of Service Code(s)	**(c)** Describe the information that the service provider failed or refused to provide

(a) Enter name and EIN or address of service provider (see instructions)	**(b)** Nature of Service Code(s)	**(c)** Describe the information that the service provider failed or refused to provide

(a) Enter name and EIN or address of service provider (see instructions)	**(b)** Nature of Service Code(s)	**(c)** Describe the information that the service provider failed or refused to provide

Part III Termination Information on Accountants and Enrolled Actuaries (see instructions)

(complete as many entries as needed)

a	Name:	**b** EIN:
c	Position:	
d	Address:	**e** Telephone:

Explanation:

a	Name:	**b** EIN:
c	Position:	
d	Address:	**e** Telephone:

Explanation:

a	Name:	**b** EIN:
c	Position:	
d	Address:	**e** Telephone:

Explanation:

a	Name:	**b** EIN:
c	Position:	
d	Address:	**e** Telephone:

Explanation:

a	Name:	**b** EIN:
c	Position:	
d	Address:	**e** Telephone:

Explanation:

SCHEDULE D (Form 5500)

Department of the Treasury
Internal Revenue Service

Department of Labor
Employee Benefits Security Administration

DFE/Participating Plan Information

This schedule is required to be filed under section 104 of the Employee Retirement Income Security Act of 1974 (ERISA).

▶ **File as an attachment to Form 5500.**

OMB No. 1210-0110

2015

This Form is Open to Public Inspection.

For calendar plan year 2015 or fiscal plan year beginning 01/01/2015 and ending 12/31/2015

A Name of plan
WIN-HOLT EQUIPMENT CORPORATION 401(K) EMPLOYEE SAVINGS & RETIREMENT PLAN

B Three-digit plan number (PN) ▶ 003

C Plan or DFE sponsor's name as shown on line 2a of Form 5500
WIN-HOLT EQUIPMENT CORPORATION

D Employer Identification Number (EIN)
11-1735819

Part I **Information on interests in MTIAs, CCTs, PSAs, and 103-12 IEs (to be completed by plans and DFEs)**
(Complete as many entries as needed to report all interests in DFEs)

a Name of MTIA, CCT, PSA, or 103-12 IE: CAPITAL PRESERVATION FUND

b Name of sponsor of entity listed in (a): FEDERATED INVESTORS TRUST CO.

c EIN-PN	**d** Entity code	**e** Dollar value of interest in MTIA, CCT, PSA, or 103-12 IE at end of year (see instructions)
22-2712853-001	C	428152

a Name of MTIA, CCT, PSA, or 103-12 IE:

b Name of sponsor of entity listed in (a):

c EIN-PN	**d** Entity code	**e** Dollar value of interest in MTIA, CCT, PSA, or 103-12 IE at end of year (see instructions)

a Name of MTIA, CCT, PSA, or 103-12 IE:

b Name of sponsor of entity listed in (a):

c EIN-PN	**d** Entity code	**e** Dollar value of interest in MTIA, CCT, PSA, or 103-12 IE at end of year (see instructions)

a Name of MTIA, CCT, PSA, or 103-12 IE:

b Name of sponsor of entity listed in (a):

c EIN-PN	**d** Entity code	**e** Dollar value of interest in MTIA, CCT, PSA, or 103-12 IE at end of year (see instructions)

a Name of MTIA, CCT, PSA, or 103-12 IE:

b Name of sponsor of entity listed in (a):

c EIN-PN	**d** Entity code	**e** Dollar value of interest in MTIA, CCT, PSA, or 103-12 IE at end of year (see instructions)

a Name of MTIA, CCT, PSA, or 103-12 IE:

b Name of sponsor of entity listed in (a):

c EIN-PN	**d** Entity code	**e** Dollar value of interest in MTIA, CCT, PSA, or 103-12 IE at end of year (see instructions)

a Name of MTIA, CCT, PSA, or 103-12 IE:

b Name of sponsor of entity listed in (a):

c EIN-PN	**d** Entity code	**e** Dollar value of interest in MTIA, CCT, PSA, or 103-12 IE at end of year (see instructions)

a Name of MTIA, CCT, PSA, or 103-12 IE:

b Name of sponsor of entity listed in (a):

c EIN-PN	**d** Entity code	**e** Dollar value of interest in MTIA, CCT, PSA, or 103-12 IE at end of year (see instructions)

a Name of MTIA, CCT, PSA, or 103-12 IE:

b Name of sponsor of entity listed in (a):

c EIN-PN	**d** Entity code	**e** Dollar value of interest in MTIA, CCT, PSA, or 103-12 IE at end of year (see instructions)

a Name of MTIA, CCT, PSA, or 103-12 IE:

b Name of sponsor of entity listed in (a):

c EIN-PN	**d** Entity code	**e** Dollar value of interest in MTIA, CCT, PSA, or 103-12 IE at end of year (see instructions)

a Name of MTIA, CCT, PSA, or 103-12 IE:

b Name of sponsor of entity listed in (a):

c EIN-PN	**d** Entity code	**e** Dollar value of interest in MTIA, CCT, PSA, or 103-12 IE at end of year (see instructions)

a Name of MTIA, CCT, PSA, or 103-12 IE:

b Name of sponsor of entity listed in (a):

c EIN-PN	**d** Entity code	**e** Dollar value of interest in MTIA, CCT, PSA, or 103-12 IE at end of year (see instructions)

a Name of MTIA, CCT, PSA, or 103-12 IE:

b Name of sponsor of entity listed in (a):

c EIN-PN	**d** Entity code	**e** Dollar value of interest in MTIA, CCT, PSA, or 103-12 IE at end of year (see instructions)

a Name of MTIA, CCT, PSA, or 103-12 IE:

b Name of sponsor of entity listed in (a):

c EIN-PN	**d** Entity code	**e** Dollar value of interest in MTIA, CCT, PSA, or 103-12 IE at end of year (see instructions)

a Name of MTIA, CCT, PSA, or 103-12 IE:

b Name of sponsor of entity listed in (a):

c EIN-PN	**d** Entity code	**e** Dollar value of interest in MTIA, CCT, PSA, or 103-12 IE at end of year (see instructions)

a Name of MTIA, CCT, PSA, or 103-12 IE:

b Name of sponsor of entity listed in (a):

c EIN-PN	**d** Entity code	**e** Dollar value of interest in MTIA, CCT, PSA, or 103-12 IE at end of year (see instructions)

a Name of MTIA, CCT, PSA, or 103-12 IE:

b Name of sponsor of entity listed in (a):

c EIN-PN	**d** Entity code	**e** Dollar value of interest in MTIA, CCT, PSA, or 103-12 IE at end of year (see instructions)

Part II Information on Participating Plans (to be completed by DFEs)

(Complete as many entries as needed to report all participating plans)

a Plan name

b Name of plan sponsor	**c** EIN-PN

a Plan name

b Name of plan sponsor	**c** EIN-PN

a Plan name

b Name of plan sponsor	**c** EIN-PN

a Plan name

b Name of plan sponsor	**c** EIN-PN

a Plan name

b Name of plan sponsor	**c** EIN-PN

a Plan name

b Name of plan sponsor	**c** EIN-PN

a Plan name

b Name of plan sponsor	**c** EIN-PN

a Plan name

b Name of plan sponsor	**c** EIN-PN

a Plan name

b Name of plan sponsor	**c** EIN-PN

a Plan name

b Name of plan sponsor	**c** EIN-PN

a Plan name

b Name of plan sponsor	**c** EIN-PN

a Plan name

b Name of plan sponsor	**c** EIN-PN

a Plan name

b Name of plan sponsor	**c** EIN-PN

SCHEDULE H (Form 5500)

Department of the Treasury
Internal Revenue Service

Department of Labor
Employee Benefits Security Administration

Pension Benefit Guaranty Corporation

Financial Information

This schedule is required to be filed under section 104 of the Employee Retirement Income Security Act of 1974 (ERISA), and section 6058(a) of the Internal Revenue Code (the Code).

▶ **File as an attachment to Form 5500.**

OMB No. 1210-0110

2015

This Form is Open to Public Inspection

For calendar plan year 2015 or fiscal plan year beginning 01/01/2015 and ending 12/31/2015

A Name of plan
WIN-HOLT EQUIPMENT CORPORATION 401(K) EMPLOYEE SAVINGS & RETIREMENT PLAN

B Three-digit plan number (PN) ▶ 003

C Plan sponsor's name as shown on line 2a of Form 5500
WIN-HOLT EQUIPMENT CORPORATION

D Employer Identification Number (EIN)
11-1735819

Part I Asset and Liability Statement

1 Current value of plan assets and liabilities at the beginning and end of the plan year. Combine the value of plan assets held in more than one trust. Report the value of the plan's interest in a commingled fund containing the assets of more than one plan on a line-by-line basis unless the value is reportable on lines 1c(9) through 1c(14). Do not enter the value of that portion of an insurance contract which guarantees, during this plan year, to pay a specific dollar benefit at a future date. **Round off amounts to the nearest dollar.** MTIAs, CCTs, PSAs, and 103-12 IEs do not complete lines 1b(1), 1b(2), 1c(8), 1g, 1h, and 1i. CCTs, PSAs, and 103-12 IEs also do not complete lines 1d and 1e. See instructions.

Assets		(a) Beginning of Year	(b) End of Year
a Total noninterest-bearing cash	1a	0	0
b Receivables (less allowance for doubtful accounts):			
(1) Employer contributions	1b(1)	0	89184
(2) Participant contributions	1b(2)	0	24903
(3) Other	1b(3)	0	0
c General investments:			
(1) Interest-bearing cash (include money market accounts & certificates of deposit)	1c(1)	0	0
(2) U.S. Government securities	1c(2)	0	0
(3) Corporate debt instruments (other than employer securities):			
(A) Preferred	1c(3)(A)	0	0
(B) All other	1c(3)(B)	0	0
(4) Corporate stocks (other than employer securities):			
(A) Preferred	1c(4)(A)	0	0
(B) Common	1c(4)(B)	0	0
(5) Partnership/joint venture interests	1c(5)	0	0
(6) Real estate (other than employer real property)	1c(6)	0	0
(7) Loans (other than to participants)	1c(7)	0	0
(8) Participant loans	1c(8)	142385	138695
(9) Value of interest in common/collective trusts	1c(9)	434477	428152
(10) Value of interest in pooled separate accounts	1c(10)	0	0
(11) Value of interest in master trust investment accounts	1c(11)	0	0
(12) Value of interest in 103-12 investment entities	1c(12)	0	0
(13) Value of interest in registered investment companies (e.g., mutual funds)	1c(13)	3666251	3655969
(14) Value of funds held in insurance company general account (unallocated contracts)	1c(14)		
(15) Other	1c(15)	0	0

		(a) Beginning of Year	(b) End of Year
1d Employer-related investments:			
(1) Employer securities	1d(1)	0	0
(2) Employer real property	1d(2)	0	0
e Buildings and other property used in plan operation	1e	0	0
f Total assets (add all amounts in lines 1a through 1e)	1f	4243113	4336903
Liabilities			
g Benefit claims payable	1g	0	0
h Operating payables	1h	0	0
i Acquisition indebtedness	1i	0	0
j Other liabilities	1j	0	13403
k Total liabilities (add all amounts in lines 1g through1j)	1k	0	13403
Net Assets			
l Net assets (subtract line 1k from line 1f)	1l	4243113	4323500

Part II Income and Expense Statement

2 Plan income, expenses, and changes in net assets for the year. Include all income and expenses of the plan, including any trust(s) or separately maintained fund(s) and any payments/receipts to/from insurance carriers. Round off amounts to the nearest dollar. MTIAs, CCTs, PSAs, and 103-12 IEs do not complete lines 2a, 2b(1)(E), 2e, 2f, and 2g.

Income		(a) Amount	(b) Total
a Contributions:			
(1) Received or receivable in cash from: **(A)** Employers	2a(1)(A)	89184	
(B) Participants	2a(1)(B)	264766	
(C) Others (including rollovers)	2a(1)(C)	0	
(2) Noncash contributions	2a(2)	0	
(3) Total contributions. Add lines **2a(1)(A), (B), (C),** and line **2a(2)**	2a(3)		353950
b Earnings on investments:			
(1) Interest:			
(A) Interest-bearing cash (including money market accounts and certificates of deposit)	2b(1)(A)	0	
(B) U.S. Government securities	2b(1)(B)	0	
(C) Corporate debt instruments	2b(1)(C)	0	
(D) Loans (other than to participants)	2b(1)(D)	0	
(E) Participant loans	2b(1)(E)	5236	
(F) Other	2b(1)(F)	0	
(G) Total interest. Add lines **2b(1)(A)** through **(F)**	2b(1)(G)		5236
(2) Dividends: **(A)** Preferred stock	2b(2)(A)	0	
(B) Common stock	2b(2)(B)	0	
(C) Registered investment company shares (e.g. mutual funds)	2b(2)(C)	227729	
(D) Total dividends. Add lines **2b(2)(A)**, **(B)**, and **(C)**	2b(2)(D)		227729
(3) Rents	2b(3)		0
(4) Net gain (loss) on sale of assets: **(A)** Aggregate proceeds	2b(4)(A)	0	
(B) Aggregate carrying amount (see instructions)	2b(4)(B)	0	
(C) Subtract line **2b(4)(B)** from line **2b(4)(A)** and enter result	2b(4)(C)		0
(5) Unrealized appreciation (depreciation) of assets: **(A)** Real estate	2b(5)(A)	0	
(B) Other	2b(5)(B)	0	
(C) Total unrealized appreciation of assets. Add lines **2b(5)(A)** and **(B)**	2b(5)(C)		0

		(a) Amount	(b) Total
(6) Net investment gain (loss) from common/collective trusts	2b(6)		2799
(7) Net investment gain (loss) from pooled separate accounts	2b(7)		0
(8) Net investment gain (loss) from master trust investment accounts	2b(8)		0
(9) Net investment gain (loss) from 103-12 investment entities	2b(9)		0
(10) Net investment gain (loss) from registered investment companies (e.g., mutual funds)	2b(10)		-224958
c Other income	2c		0
d Total income. Add all **income** amounts in column (b) and enter total	2d		364756
Expenses			
e Benefit payment and payments to provide benefits:			
(1) Directly to participants or beneficiaries, including direct rollovers	2e(1)	252774	
(2) To insurance carriers for the provision of benefits	2e(2)	0	
(3) Other	2e(3)	0	
(4) Total benefit payments. Add lines **2e(1)** through **(3)**	2e(4)		252774
f Corrective distributions (see instructions)	2f		13403
g Certain deemed distributions of participant loans (see instructions)	2g		1410
h Interest expense	2h		0
i Administrative expenses: **(1)** Professional fees	2i(1)	0	
(2) Contract administrator fees	2i(2)	0	
(3) Investment advisory and management fees	2i(3)	0	
(4) Other	2i(4)	16782	
(5) Total administrative expenses. Add lines **2i(1)** through **(4)**	2i(5)		16782
j Total expenses. Add all **expense** amounts in column (b) and enter total	2j		284369
Net Income and Reconciliation			
k Net income (loss). Subtract line **2j** from line **2d**	2k		80387
l Transfers of assets:			
(1) To this plan	2l(1)		0
(2) From this plan	2l(2)		

Part III Accountant's Opinion

3 Complete lines 3a through 3c if the opinion of an independent qualified public accountant is attached to this Form 5500. Complete line 3d if an opinion is not attached.

a The attached opinion of an independent qualified public accountant for this plan is (see instructions):

(1) [ ] Unqualified **(2)** [ ] Qualified **(3)** [X] Disclaimer **(4)** [ ] Adverse

b Did the accountant perform a limited scope audit pursuant to 29 CFR 2520.103-8 and/or 103-12(d)? [X] Yes [ ] No

c Enter the name and EIN of the accountant (or accounting firm) below:

(1) Name: GRASSI & CO., CPA'S PC **(2)** EIN: 11-3266576

d The opinion of an independent qualified public accountant is **not attached** because:

(1) [ ] This form is filed for a CCT, PSA, or MTIA. **(2)** [ ] It will be attached to the next Form 5500 pursuant to 29 CFR 2520.104-50.

Part IV Compliance Questions

4 CCTs and PSAs do not complete Part IV. MTIAs, 103-12 IEs, and GIAs do not complete lines 4a, 4e, 4f, 4g, 4h, 4k, 4m, 4n, or 5. 103-12 IEs also do not complete lines 4j and 4l. MTIAs also do not complete line 4l.

During the plan year:

		Yes	No	N/A	Amount
a Was there a failure to transmit to the plan any participant contributions within the time period described in 29 CFR 2510.3-102? Continue to answer "Yes" for any prior year failures until fully corrected. (See instructions and DOL's Voluntary Fiduciary Correction Program.)	4a	X			77044
b Were any loans by the plan or fixed income obligations due the plan in default as of the close of the plan year or classified during the year as uncollectible? Disregard participant loans secured by participant's account balance. (Attach Schedule G (Form 5500) Part I if "Yes" is checked.)	4b		X		

			Yes	No	N/A	Amount
c	Were any leases to which the plan was a party in default or classified during the year as uncollectible? (Attach Schedule G (Form 5500) Part II if "Yes" is checked.)	4c		X		
d	Were there any nonexempt transactions with any party-in-interest? (Do not include transactions reported on line 4a. Attach Schedule G (Form 5500) Part III if "Yes" is checked.)	4d		X		
e	Was this plan covered by a fidelity bond?	4e	X			500000
f	Did the plan have a loss, whether or not reimbursed by the plan's fidelity bond, that was caused by fraud or dishonesty?	4f		X		
g	Did the plan hold any assets whose current value was neither readily determinable on an established market nor set by an independent third party appraiser?	4g		X		
h	Did the plan receive any noncash contributions whose value was neither readily determinable on an established market nor set by an independent third party appraiser?	4h		X		
i	Did the plan have assets held for investment? (Attach schedule(s) of assets if "Yes" is checked, and see instructions for format requirements.)	4i	X			
j	Were any plan transactions or series of transactions in excess of 5% of the current value of plan assets? (Attach schedule of transactions if "Yes" is checked, and see instructions for format requirements.)	4j		X		
k	Were all the plan assets either distributed to participants or beneficiaries, transferred to another plan, or brought under the control of the PBGC?	4k		X		
l	Has the plan failed to provide any benefit when due under the plan?	4l		X		
m	If this is an individual account plan, was there a blackout period? (See instructions and 29 CFR 2520.101-3.)	4m		X		
n	If 4m was answered "Yes," check the "Yes" box if you either provided the required notice or one of the exceptions to providing the notice applied under 29 CFR 2520.101-3.	4n		X		
o	Did the plan trust incur unrelated business taxable income?	4o				
p	Were in-service distributions made during the plan year?	4p				

5a Has a resolution to terminate the plan been adopted during the plan year or any prior plan year?
If "Yes," enter the amount of any plan assets that reverted to the employer this year ☐ **Yes** ☒ **No** **Amount:**

5b If, during this plan year, any assets or liabilities were transferred from this plan to another plan(s), identify the plan(s) to which assets or liabilities were transferred. (See instructions.)

5b(1) Name of plan(s)	**5b(2)** EIN(s)	**5b(3)** PN(s)

5c If the plan is a defined benefit plan, is it covered under the PBGC insurance program (see ERISA section 4021)? ..... ☐ Yes ☐ No ☐ Not determined

Part V Trust Information

6a Name of trust	**6b** Trust's EIN

6c Name of trustee or custodian	**6d** Trustee's or custodian's telephone number

SCHEDULE R (Form 5500)

Department of the Treasury
Internal Revenue Service

Department of Labor
Employee Benefits Security Administration

Pension Benefit Guaranty Corporation

Retirement Plan Information

This schedule is required to be filed under section 104 and 4065 of the Employee Retirement Income Security Act of 1974 (ERISA) and section 6058(a) of the Internal Revenue Code (the Code).

▶ **File as an attachment to Form 5500.**

OMB No. 1210-0110

2015

This Form is Open to Public Inspection.

For calendar plan year 2015 or fiscal plan year beginning 01/01/2015 and ending 12/31/2015

A Name of plan
WIN-HOLT EQUIPMENT CORPORATION 401(K) EMPLOYEE SAVINGS & RETIREMENT PLAN

B Three-digit plan number (PN) ▶ 003

C Plan sponsor's name as shown on line 2a of Form 5500
WIN-HOLT EQUIPMENT CORPORATION

D Employer Identification Number (EIN)
11-1735819

Part I Distributions

All references to distributions relate only to payments of benefits during the plan year.

1 Total value of distributions paid in property other than in cash or the forms of property specified in the instructions **1**

2 Enter the EIN(s) of payor(s) who paid benefits on behalf of the plan to participants or beneficiaries during the year (if more than two, enter EINs of the two payors who paid the greatest dollar amounts of benefits):

EIN(s): 04-6568107

Profit-sharing plans, ESOPs, and stock bonus plans, skip line 3.

3 Number of participants (living or deceased) whose benefits were distributed in a single sum, during the plan year **3**

Part II Funding Information (If the plan is not subject to the minimum funding requirements of section of 412 of the Internal Revenue Code or ERISA section 302, skip this Part)

4 Is the plan administrator making an election under Code section 412(d)(2) or ERISA section 302(d)(2)? ..... ☐ **Yes** ☐ **No** ☐ **N/A**

If the plan is a defined benefit plan, go to line 8.

5 If a waiver of the minimum funding standard for a prior year is being amortized in this plan year, see instructions and enter the date of the ruling letter granting the waiver. **Date:** Month _____ Day _____ Year _____

If you completed line 5, complete lines 3, 9, and 10 of Schedule MB and do not complete the remainder of this schedule.

6 a Enter the minimum required contribution for this plan year (include any prior year accumulated funding deficiency not waived) **6a**

b Enter the amount contributed by the employer to the plan for this plan year **6b**

c Subtract the amount in line 6b from the amount in line 6a. Enter the result (enter a minus sign to the left of a negative amount) **6c**

If you completed line 6c, skip lines 8 and 9.

7 Will the minimum funding amount reported on line 6c be met by the funding deadline? ..... ☐ **Yes** ☐ **No** ☐ **N/A**

8 If a change in actuarial cost method was made for this plan year pursuant to a revenue procedure or other authority providing automatic approval for the change or a class ruling letter, does the plan sponsor or plan administrator agree with the change? ..... ☐ **Yes** ☐ **No** ☐ **N/A**

Part III Amendments

9 If this is a defined benefit pension plan, were any amendments adopted during this plan year that increased or decreased the value of benefits? If yes, check the appropriate box. If no, check the "No" box. ..... ☐ **Increase** ☐ **Decrease** ☐ **Both** ☐ **No**

Part IV ESOPs (see instructions). If this is not a plan described under Section 409(a) or 4975(e)(7) of the Internal Revenue Code, skip this Part.

10 Were unallocated employer securities or proceeds from the sale of unallocated securities used to repay any exempt loan? ..... ☐ **Yes** ☐ **No**

11 a Does the ESOP hold any preferred stock? ..... ☐ **Yes** ☐ **No**

b If the ESOP has an outstanding exempt loan with the employer as lender, is such loan part of a "back-to-back" loan? (See instructions for definition of "back-to-back" loan.) ..... ☐ **Yes** ☐ **No**

12 Does the ESOP hold any stock that is not readily tradable on an established securities market? ..... ☐ **Yes** ☐ **No**

Part V Additional Information for Multiemployer Defined Benefit Pension Plans

13 Enter the following information for each employer that contributed more than 5% of total contributions to the plan during the plan year (measured in dollars). See instructions. *Complete as many entries as needed to report all applicable employers.*

a Name of contributing employer

b EIN **c** Dollar amount contributed by employer

d Date collective bargaining agreement expires *(If employer contributes under more than one collective bargaining agreement, check box* ☐ *and see instructions regarding required attachment. Otherwise, enter the applicable date.)* Month _____ Day _____ Year _____

e Contribution rate information *(If more than one rate applies, check this box* ☐ *and see instructions regarding required attachment. Otherwise, complete lines 13e(1) and 13e(2).)*
(1) Contribution rate (in dollars and cents) _____
(2) Base unit measure: ☐ Hourly ☐ Weekly ☐ Unit of production ☐ Other (specify):

---

a Name of contributing employer

b EIN **c** Dollar amount contributed by employer

d Date collective bargaining agreement expires *(If employer contributes under more than one collective bargaining agreement, check box* ☐ *and see instructions regarding required attachment. Otherwise, enter the applicable date.)* Month _____ Day _____ Year _____

e Contribution rate information *(If more than one rate applies, check this box* ☐ *and see instructions regarding required attachment. Otherwise, complete lines 13e(1) and 13e(2).)*
(1) Contribution rate (in dollars and cents) _____
(2) Base unit measure: ☐ Hourly ☐ Weekly ☐ Unit of production ☐ Other (specify): _____

---

a Name of contributing employer

b EIN **c** Dollar amount contributed by employer

d Date collective bargaining agreement expires *(If employer contributes under more than one collective bargaining agreement, check box* ☐ *and see instructions regarding required attachment. Otherwise, enter the applicable date.)* Month _____ Day _____ Year _____

e Contribution rate information *(If more than one rate applies, check this box* ☐ *and see instructions regarding required attachment. Otherwise, complete lines 13e(1) and 13e(2).)*
(1) Contribution rate (in dollars and cents) _____
(2) Base unit measure: ☐ Hourly ☐ Weekly ☐ Unit of production ☐ Other (specify): _____

---

a Name of contributing employer

b EIN **c** Dollar amount contributed by employer

d Date collective bargaining agreement expires *(If employer contributes under more than one collective bargaining agreement, check box* ☐ *and see instructions regarding required attachment. Otherwise, enter the applicable date.)* Month _____ Day _____ Year _____

e Contribution rate information *(If more than one rate applies, check this box* ☐ *and see instructions regarding required attachment. Otherwise, complete lines 13e(1) and 13e(2).)*
(1) Contribution rate (in dollars and cents) _____
(2) Base unit measure: ☐ Hourly ☐ Weekly ☐ Unit of production ☐ Other (specify): _____

---

a Name of contributing employer

b EIN **c** Dollar amount contributed by employer

d Date collective bargaining agreement expires *(If employer contributes under more than one collective bargaining agreement, check box* ☐ *and see instructions regarding required attachment. Otherwise, enter the applicable date.)* Month _____ Day _____ Year _____

e Contribution rate information *(If more than one rate applies, check this box* ☐ *and see instructions regarding required attachment. Otherwise, complete lines 13e(1) and 13e(2).)*
(1) Contribution rate (in dollars and cents) _____
(2) Base unit measure: ☐ Hourly ☐ Weekly ☐ Unit of production ☐ Other (specify): _____

---

a Name of contributing employer

b EIN **c** Dollar amount contributed by employer

d Date collective bargaining agreement expires *(If employer contributes under more than one collective bargaining agreement, check box* ☐ *and see instructions regarding required attachment. Otherwise, enter the applicable date.)* Month _____ Day _____ Year _____

e Contribution rate information *(If more than one rate applies, check this box* ☐ *and see instructions regarding required attachment. Otherwise, complete lines 13e(1) and 13e(2).)*
(1) Contribution rate (in dollars and cents) _____
(2) Base unit measure: ☐ Hourly ☐ Weekly ☐ Unit of production ☐ Other (specify): _____

14 Enter the number of participants on whose behalf no contributions were made by an employer as an employer of the participant for:

a The current year	**14a**	
b The plan year immediately preceding the current plan year	**14b**	
c The second preceding plan year	**14c**	

15 Enter the ratio of the number of participants under the plan on whose behalf no employer had an obligation to make an employer contribution during the current plan year to:

a The corresponding number for the plan year immediately preceding the current plan year	**15a**	
b The corresponding number for the second preceding plan year	**15b**	

16 Information with respect to any employers who withdrew from the plan during the preceding plan year:

a Enter the number of employers who withdrew during the preceding plan year	**16a**	
b If line 16a is greater than 0, enter the aggregate amount of withdrawal liability assessed or estimated to be assessed against such withdrawn employers	**16b**	

17 If assets and liabilities from another plan have been transferred to or merged with this plan during the plan year, check box and see instructions regarding supplemental information to be included as an attachment. ☐

Part VI Additional Information for Single-Employer and Multiemployer Defined Benefit Pension Plans

18 If any liabilities to participants or their beneficiaries under the plan as of the end of the plan year consist (in whole or in part) of liabilities to such participants and beneficiaries under two or more pension plans as of immediately before such plan year, check box and see instructions regarding supplemental information to be included as an attachment ☐

19 If the total number of participants is 1,000 or more, complete lines (a) through (c)

a Enter the percentage of plan assets held as:
Stock: _____% Investment-Grade Debt: _____% High-Yield Debt: _____% Real Estate: _____% Other: _____%

b Provide the average duration of the combined investment-grade and high-yield debt:
☐ 0-3 years ☐ 3-6 years ☐ 6-9 years ☐ 9-12 years ☐ 12-15 years ☐ 15-18 years ☐ 18-21 years ☐ 21 years or more

c What duration measure was used to calculate line 19(b)?
☐ Effective duration ☐ Macaulay duration ☐ Modified duration ☐ Other (specify):

Part VII IRS Compliance Questions

20a Is the plan a 401(k) plan?	☐ Yes	☐ No
20b If "Yes," how does the 401(k) plan satisfy the nondiscrimination requirements for employee deferrals and employer matching contributions (as applicable) under sections 401(k)(3) and 401(m)(2)?	☐ Design-based safe harbor method	☐ ADP/ACP test
20c If the ADP/ACP test is used, did the 401(k) plan perform ADP/ACP testing for the plan year using the "current year testing method" for nonhighly compensated employees (Treas. Reg sections 1.401(k)-2(a)(2)(ii) and 1.401(m)-2(a)(2)(ii))?	☐ Yes	☐ No
21a Check the box to indicate the method used by the plan to satisfy the coverage requirements under section 410(b):	☐ Ratio percentage test	☐ Average benefit test
21b Does the plan satisfy the coverage and nondiscrimination tests of sections 410(b) and 401(a)(4) by combining this plan with any other plans under the permissive aggregation rules?	☐ Yes	☐ No
22a Has the plan been timely amended for all required tax law changes?	☐ Yes	☐ No ☐ N/A

22b Date the last plan amendment/restatement for the required tax law changes was adopted ____/____/____. Enter the applicable code _____ (See instructions for tax law changes and codes).

22c If the plan sponsor is an adopter of a pre-approved master and prototype (M&P) or volume submitter plan that is subject to a favorable IRS opinion or advisory letter, enter the date of that favorable letter _____/_____/_____ and the letter's serial number _____.

22d If the plan is an individually-designed plan and received a favorable determination letter from the IRS, enter the date of the plan's last favorable determination letter _____/_____/_____.

23 Is the Plan maintained in a U.S. territory (i.e., Puerto Rico (if no election under ERISA section 1022(i)(2) has been made), American Samoa, Guam, the Commonwealth of the Northern Mariana Islands or the U.S. Virgin Islands)?	☐ Yes	☐ No

WIN-HOLT EQUIPMENT CORPORATION
401(k) EMPLOYEE SAVINGS AND RETIREMENT PLAN

FINANCIAL STATEMENTS

DECEMBER 31, 2015

WIN-HOLT EQUIPMENT CORPORATION
401(k) EMPLOYEE SAVINGS AND RETIREMENT PLAN

CONTENTS

	Page
Independent Auditors' Report	1-2
Financial Statements	
Statements of Net Assets Available for Benefits at December 31, 2015 and 2014	3
Statement of Changes in Net Assets Available for Benefits for the Year Ended December 31, 2015	4
Notes to Financial Statements	5-12
Supplemental Schedules	
Schedule of Assets (Held at End of Year) at December 31, 2015	13
Schedule of Delinquent Participant Contributions for the Year Ended December 31, 2015	14

INDEPENDENT AUDITORS' REPORT

To The Plan Administrator
Win-Holt Equipment Corporation
401(k) Employee Savings and Retirement Plan

Report on the Financial Statements

We were engaged to audit the accompanying financial statements of Win-Holt Equipment Corporation 401(k) Employee Savings and Retirement Plan, which comprise the statements of net assets available for benefits at December 31, 2015 and 2014, and the statement of changes in net assets available for benefits for the year ended December 31, 2015, and the related notes to the financial statements.

Management's Responsibility for the Financial Statements

Plan management is responsible for the preparation and fair presentation of these financial statements in accordance with accounting principles generally accepted in the United States of America; this includes the design, implementation, and maintenance of internal control relevant to the preparation and fair presentation of financial statements that are free from material misstatement, whether due to fraud or error.

Auditors' Responsibility

Our responsibility is to express an opinion on these financial statements based on conducting the audit in accordance with auditing standards generally accepted in the United States of America. Because of the matter described in the Basis for Disclaimer of Opinion paragraph, however, we were not able to obtain sufficient, appropriate audit evidence to provide a basis for an audit opinion.

Basis for Disclaimer of Opinion

As permitted by 29 CFR 2520.103-8 of the Department of Labor's Rules and Regulations for Reporting and Disclosure under the Employee Retirement Income Security Act of 1974, the Plan administrator instructed us not to perform, and we did not perform, any auditing procedures with respect to the information summarized in Note 3, which was certified by Fidelity Management Trust Company, the trustee of the Plan, except for comparing the information with the related information included in the financial statements and supplemental schedules. We have been informed by the Plan administrator that the trustee holds the Plan's investment assets and executes investment transactions. The Plan administrator has obtained a certification from the trustee at December 31, 2015 and 2014 and for the year ended December 31, 2015, that the information provided to the Plan administrator by the trustee is complete and accurate.

www.grassicpas.com
An Independent Firm Associated with Moore Stephens International Limited

50 Jericho Quadrangle, Suite 200
Jericho, NY 11753
(516) 256-3500 ■ Fax (516) 256-3510

488 Madison Avenue, 21st Floor
New York, NY 10022
(212) 661-6166 ■ Fax (212) 755-6748

10 Esquire Road, Suite 4
New City, NY 10956
(845) 634-5300 ■ Fax (845) 634-5409

Disclaimer of Opinion

Because of the significance of the matter described in the Basis for Disclaimer of Opinion paragraph, we have not been able to obtain sufficient, appropriate audit evidence to provide a basis for an audit opinion. Accordingly, we do not express an opinion on these financial statements.

Emphasis of Matters

As discussed in Note 2 to the financial statements, the Plan has adopted Financial Accounting Standards Board ("FASB") Accounting Standards Update ("ASU") No. 2015-07, *Fair Value Measurement (Topic 820): Disclosures for Investments in Certain Entities That Calculate Net Asset Value per Share (or Its Equivalent)*, and has applied the standard retrospectively to all periods presented, as required. This ASU exempts investments measured using the net asset value practical expedient from categorization within the fair value hierarchy. Accordingly, investments for which fair value is measured using net asset value per share as a practical expedient have not been categorized within the fair value hierarchy.

As discussed in Note 2 to the financial statements, the Plan has adopted FASB ASU No. 2015-12, *Plan Accounting: Defined Benefit Pension Plans (Topic 960), Defined Contribution Pension Plans (Topic 962), and Health and Welfare Benefit Plans (Topic 965): Part II: Plan Investment Disclosures*, and has applied the standard retrospectively to all periods presented, as required. Part II of this ASU eliminates the requirement to disclose: (1) individual investments that represent 5% or more of net assets available for benefits, and (2) the net appreciation or depreciation for investments by general type.

Our opinion is not modified with respect to these matters.

Other Matter

We were engaged for the purpose of forming an opinion on the financial statements as a whole. The supplemental Schedule H, Part IV Line 4i - Schedule of Assets (Held at End of Year) and Schedule H, Part IV, Line 4a - Schedule of Delinquent Participant Contributions, which are the responsibility of Plan management, are presented for the purpose of additional analysis and are not a required part of the financial statements but are required by the Department of Labor's Rules and Regulations for Reporting and Disclosure under the Employee Retirement Income Security Act of 1974. Because of the significance of the matter described in the Basis for Disclaimer of Opinion paragraph, it is inappropriate to and we do not express an opinion on the supplemental schedules referred to above.

Report on Form and Content in Compliance With DOL Rules and Regulations

The form and content of the information included in the financial statements and supplemental schedules, other than that derived from the information certified by the trustee, have been audited by us in accordance with auditing standards generally accepted in the United States of America and, in our opinion, are presented in compliance with the Department of Labor's Rules and Regulations for Reporting and Disclosure under the Employee Retirement Income Security Act of 1974.

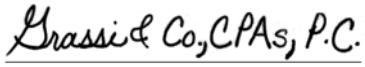

GRASSI & CO., CPAs, P.C.

Jericho, New York
October 13, 2016

WIN-HOLT EQUIPMENT CORPORATION
401(k) EMPLOYEE SAVINGS AND RETIREMENT PLAN
STATEMENTS OF NET ASSETS AVAILABLE FOR BENEFITS
DECEMBER 31, 2015 AND 2014

ASSETS

	2015	2014
INVESTMENTS:		
Mutual funds	$ 3,655,969	$ 3,666,251
Common collective trusts	428,152	434,477
Total Investments	4,084,121	4,100,728
RECEIVABLES:		
Employer contributions	89,184	-
Participant contributions	24,903	-
Notes receivable from participants	138,695	142,385
Total Receivables	252,782	142,385
TOTAL ASSETS	4,336,903	4,243,113

LIABILITIES

EXCESS DEFERRAL CONTRIBUTIONS PAYABLE	13,403	-
TOTAL LIABILITIES	13,403	-
NET ASSETS AVAILABLE FOR BENEFITS	$ 4,323,500	$ 4,243,113

The accompanying notes are an integral part of these financial statements.

WIN-HOLT EQUIPMENT CORPORATION
401(k) EMPLOYEE SAVINGS AND RETIREMENT PLAN
STATEMENT OF CHANGES IN NET ASSETS AVAILABLE FOR BENEFITS
FOR THE YEAR ENDED DECEMBER 31, 2015

ADDITIONS TO NET ASSETS ATTRIBUTED TO:	
Investment Income (Loss):	
Net depreciation in fair value of investments	$ (224,958)
Interest and dividend income	230,528
Total Investment Income	5,570
Interest income on notes receivable from participants	5,236
Contributions:	
Employer contributions	89,184
Participant contributions	264,766
Total contributions	353,950
Total Additions	364,756
DEDUCTIONS FROM NET ASSETS ATTRIBUTED TO:	
Benefits paid to participants	252,774
Deemed distributions to participants	1,410
Corrective distributions	13,403
Administrative expenses	16,782
Total Deductions	284,369
NET INCREASE	80,387
NET ASSETS AVAILABLE FOR BENEFITS:	
Beginning of year	4,243,113
End of year	$ 4,323,500

The accompanying notes are an integral part of these financial statements.

WIN-HOLT EQUIPMENT CORPORATION
401(k) EMPLOYEE SAVINGS AND RETIREMENT PLAN
NOTES TO FINANCIAL STATEMENTS
DECEMBER 31, 2015

Note 1 - Description of Plan

The following description of Win-Holt Equipment Corporation 401(k) Employee Savings and Retirement Plan (the "Plan") provides only general information. Participants should refer to the Plan agreement for a more complete description of the Plan's provisions.

General

The Plan, which was established on February 1, 1983, is a defined contribution plan under Internal Revenue Service Code Section 401(k), covering all eligible officers and employees of Win-Holt Equipment Corp. (the “Sponsor”).

The Plan is subject to the provisions of the Employee Retirement Income Security Act of 1974 (“ERISA”), as amended.

The Plan is a defined contribution plan covering substantially all employees who have completed three months of service.

Investments of the Plan are held by a trust established under the Plan with Fidelity Management Trust Company (the “Trustee”). The Trustee invests all contributions and allocates to each participant account its proportionate share of investment income.

Contributions

The Plan is funded by the Sponsor’s profit sharing contributions in such amount, if any, as determined by the Sponsor, in its sole discretion, and shall be made from the profits of the Sponsor. There was no profit sharing contribution recorded in 2015.

Each year, participants may contribute a minimum of 1% up to a maximum of 90% of pre-tax annual compensation, as defined in the Plan. A participant’s total contributions in any year may not exceed the maximum amounts for that year as specified in the Internal Revenue Code. Participants who have attained age 50 before the end of the Plan year are eligible to make catch-up contributions. Highly compensated employees may be limited to a smaller contribution. Effective January 2007, the Plan was amended to accept Roth 401(k) deferrals as contributions to the Plan. Participants direct the investment of their contributions into various investment options offered by the Plan. Participants may also contribute amounts representing distributions from other qualified plans. Furthermore, a special Qualified Non-Elective Contribution ("QNEC") may be made at the discretion of the Sponsor on behalf of eligible non-highly compensated participants.

Each year, the Sponsor may make a discretionary matching 401(m) contribution of 50% of the first 3% of the 401(k) salary deferral amounts the participants have contributed. In 2015, the Sponsor made a matching contribution of $89,184.

Note 1 - Description of Plan (cont'd.)

Participant Accounts

Each participant's account is credited with the participant's contribution and allocations of (a) the Sponsor's contributions and (b) Plan earnings, and charged with an allocation of administrative expenses. Allocations are based on participant earnings or account balances, as defined. The benefit to which a participant is entitled is the benefit that can be provided from the participant's vested account.

Vesting

Participants are immediately 100% vested in their contributions plus actual earnings thereon. Participants shall have a vested percentage in their employer contribution accounts according to a graded vesting schedule based on years of service as follows:

Years of Service	Vesting Percentage
Less than 1	0%
At least 1 but less than 2	20%
At least 2 but less than 3	40%
At least 3 but less than 4	60%
At least 4 but less than 5	80%
5 or more years	100%

Notes Receivable from Participants

Participants may borrow from their fund accounts a minimum of $1,000 up to a maximum equal to the lesser of $50,000 or 50% of their vested account balance. Loans are available only from accounts deferred through salary reduction and vested employer matching amounts. The loans are secured by the balance in the participants' accounts and bear interest at 4.25%, which is determined based on the prime rate on the date of the loan, plus 1%. Principal and interest are paid ratably through payroll deductions, except those used to acquire a principal residence of a participant. Such loans must be repaid over a period not to exceed five years.

Payment of Benefits

Participants' benefits under the Plan are payable to participants, their beneficiaries or their estates upon the termination of employment, normal retirement, late retirement, disability, death or hardship. Benefits are payable in the form of lump-sum distributions to participants with account balances of $5,000 or less. Benefits are payable in the form of (i) joint and survivor annuities to married participants, or (ii) life annuities to unmarried participants with account balances in excess of $5,000. Participants are entitled to receive a distribution of their rollover accounts at any time.

Note 1 - Description of Plan (cont'd.)

Forfeitures

When certain terminations of participants in the Plan occur, the nonvested portion of the participant's account, as defined by the Plan, represents forfeiture. However, if the participant is re-employed and fulfills certain requirements, as defined in the Plan, the participant's account will be reinstated. At December 31, 2015 and 2014, forfeited nonvested accounts related to the Sponsor's contributions totaled $11,406 and $502, respectively. Nonvested forfeitures are used to pay Plan expenses and reduce the Sponsor's matching contribution. At December 31, 2015, $1,850 was used to pay Plan expenses.

Note 2 - Summary of Significant Accounting Policies

Basis of Accounting

The financial statements of the Plan are prepared on the accrual basis of accounting and present the net assets available for benefits and changes in those net assets. Amounts allocated to accounts of participants who have elected to withdraw from the Plan are recorded as distributions when paid. Excess contributions payable are recorded in the year the excess contribution occurred.

Use of Estimates

The preparation of financial statements in accordance with accounting principles generally accepted in the United States of America ("U.S. GAAP") requires management to make estimates and assumptions that affect the reported amounts of assets and liabilities and changes therein, and disclosure of contingent assets and liabilities. Actual results could differ from those estimates.

Investment Valuation and Income Recognition

Investments are reported at fair value. Fair value is the price that would be received to sell an asset or paid to transfer a liability in an orderly transaction between market participants at the measurement date. See Note 4 for discussion of fair value measurements.

Purchases and sales of securities are recorded on a trade-date basis. Interest income is recorded on the accrual basis. Dividends are recorded on the ex-dividend date. Net appreciation or depreciation includes the Plan's gains and losses on investments bought and sold as well as held during the year.

Notes Receivable from Participants

Notes receivable from participants are measured at their unpaid principal balance plus any accrued but unpaid interest. Interest income is recorded on the accrual basis. Related fees are recorded as administrative expenses and are expensed when they are incurred. No allowance of credit losses has been recorded at December 31, 2015 or 2014.

Note 2 - Summary of Significant Accounting Policies (cont'd.)

Excess Contributions Payable

The Plan is required to return contributions received during the Plan year in excess of the Internal Revenue Code limits. The amounts due to participants at December 31, 2015 and 2014 were $13,403 and $0, respectively.

Payment of Benefits

Benefit payments to participants are recorded when paid.

Administrative Expenses

Certain expenses of maintaining the Plan are paid by the Plan, unless otherwise paid by the Sponsor. Expenses that are paid by the Sponsor are excluded from these financial statements. Fees related to the administration of notes receivable from participants are charged directly to the participant's account and are included in administrative expenses. Investment related expenses are included in net appreciation or depreciation of fair value of investments. During 2015, administrative expenses of $16,782 were deducted from participant accounts. Certain administrative functions are performed by officers or employees of the Sponsor. No such officer or employee receives compensation from the Plan.

Change in Accounting Principles

In May 2015, the FASB issued Accounting Standards Update ("ASU") No. 2015-07, *Fair Value Measurement (Topic 820): Disclosures for Investments in Certain Entities That Calculate Net Asset Value per Share (or Its Equivalent)*, which exempts investments measured using the net asset value ("NAV") practical expedient in Accounting Standards Codification ("ASC") Topic 820, *Fair Value Measurement*, from categorization within the fair value hierarchy. The guidance requires retrospective application and is effective for nonpublic business entities for fiscal years, and interim periods within those years, beginning after December 15, 2016. Early adoption is permitted.

Management has elected to adopt this ASU early to simplify financial reporting. Accordingly, investments for which fair value is measured using net asset value per share as a practical expedient have not been categorized within the fair value hierarchy.

In July 2015, the FASB issued ASU No. 2015-12, *Plan Accounting: Defined Benefit Pension Plans (Topic 960), Defined Contribution Pension Plans (Topic 962), and Health and Welfare Benefit Plans (Topic 965): Part (I) Fully Benefit-Responsive Investment Contracts, Part (II) Plan Investment Disclosures, Part (III) Measurement Date Practical Expedient*. This three-part standard simplifies employee benefit plan reporting with respect to fully benefit-responsive investment contracts and plan investment disclosures, and provides for a measurement-date practical expedient. Parts I and II are effective for fiscal years beginning after December 15, 2015 and should be applied retrospectively, with early application permitted. Part III is effective for fiscal years beginning after December 15, 2015 and should be applied prospectively, with early application permitted.

Note 2 - Summary of Significant Accounting Policies (cont'd.)

Change in Accounting Principles (cont'd.)

Management has elected to adopt Part II early. Accordingly, the amendments were applied retrospectively to all periods presented, resulting in changes to the prior-period disclosures to eliminate the disclosure of: (1) individual investments that represent 5% or more of net assets available for benefits, and (2) the net appreciation or depreciation for investments by general type.

Parts I and III are not applicable to this Plan.

Note 3 - Information Prepared and Certified By Trustee

The following information included in the accompanying financial statements was obtained from data that has been prepared and certified to as complete and accurate by Fidelity Management Trust Company, as trustee of the Plan, at December 31, 2015 and 2014 and for the year ended December 31, 2015. This information has not been audited by the independent auditors.

	2015	2014
Investments:		
Mutual funds	$ 3,655,969	$ 3,666,251
Common collective trusts	428,152	434,477
	$ 4,084,121	$ 4,100,728
Notes receivable from participants	$ 138,695	$ 142,385
Net depreciation in fair value of investments	$ (224,958)	
Investment income:		
Interest and dividends	$ 230,528	
Interest income on notes receivable from participants	$ 5,236	

Note 4 - Fair Value Measurements

The framework for measuring fair value provides a fair value hierarchy that prioritizes the inputs to valuation techniques used to measure fair value. The hierarchy gives the highest priority to unadjusted quoted prices in active markets for identical assets or liabilities (Level 1) and the lowest priority to unobservable inputs (Level 3). The three levels of the fair value hierarchy under FASB ASC Topic 820 are described as follows:

Note 4 - Fair Value Measurements (cont'd.)

Level 1 - Inputs to the valuation methodology are unadjusted quoted prices for identical assets or liabilities in active markets that the Plan has the ability to access.

Level 2 - Inputs to the valuation methodology include:

- quoted prices for similar assets or liabilities in active markets;
- quoted prices for identical or similar assets or liabilities in inactive markets;
- inputs other than quoted prices that are observable for the asset or liability;
- inputs that are derived principally from or corroborated by observable market data by correlation or other means.

If the asset or liability has a specified (contractual) term, the Level 2 input must be observable for substantially the full term of the asset or liability.

Level 3 - Inputs to the valuation methodology are unobservable and significant to the fair value measurement.

The asset's or liability's fair value measurement level within the fair value hierarchy is based on the lowest level of any input that is significant to the fair value measurement. Valuation techniques maximize the use of relevant observable inputs and minimize the use of unobservable inputs.

Following is a description of the valuation methodologies used for assets measured at fair value. There have been no changes in methodologies used at December 31, 2015 and 2014.

Mutual funds: Valued at the daily closing price as reported by the fund. Mutual funds held by the Plan are open-end mutual funds that are registered with the Securities and Exchange Commission ("SEC"). These funds are required to publish their daily net asset value ("NAV") and to transact at that price. The mutual funds held by the Plan are deemed to be actively traded.

The following tables set forth by level, within the fair value hierarchy, the Plan's assets at fair value at December 31, 2015 and 2014:

	Assets at Fair Value at December 31, 2015			
	Level 1	Level 2	Level 3	Total
Mutual funds	$ 3,655,969	$ -	$ -	$ 3,655,969
Total assets in the fair value hierarchy	3,655,969	-	-	3,655,969
Investment measured at net asset value (a) - Common collective trust				428,152
Total Investments at Fair Value				$ 4,084,121

Note 4 - Fair Value Measurements (cont'd.)

	Assets at Fair Value at December 31, 2014			
	Level 1	Level 2	Level 3	Total
Mutual funds	$ 3,666,251	$ -	$ -	$ 3,666,251
Total assets in the fair value hierarchy	3,666,251	-	-	3,666,251
Investment measured at net asset value (a) - Common collective trust				434,477
Total Investments at Fair Value				$ 4,100,728

(a) In accordance with ASC Subtopic 820-10, certain investments that were measured at Net Asset Value per share (or its equivalent) have not been classified in the fair value hierarchy. The fair value amounts presented in this table are intended to permit reconciliation of the fair value hierarchy to the line items presented in the statements of net assets available for benefits.

Note 5 - Party-in-Interest Transactions

Certain Plan investments are managed by Fidelity Management Trust Company. Fidelity Management Trust Company is the trustee and record keeper for the Plan, therefore, these transactions qualify as party-in-interest transactions. There were fees paid by the Plan for investment services for the year ended December 31, 2015.

Notes receivable from participants qualify as party-in-interest transactions.

Note 6 - Plan Termination

Although it has not expressed any intent to do so, the Sponsor has the right under the Plan to discontinue its contributions at any time and to terminate the Plan subject to the provisions of ERISA. In the event of Plan termination, participants would become 100% vested in their employer contributions.

Note 7 - Tax Status

The Internal Revenue Service ("IRS") has determined and informed the Sponsor by a letter dated March 31, 2014 that the Plan and related trust are designed in accordance with applicable sections of the Internal Revenue Code. The Plan has not been amended since receiving the determination letter, the Plan administrator believes that the Plan is designed, and is currently being operated, in compliance with the applicable requirements of the Internal Revenue Code and, therefore, believes that the Plan is qualified, and the related trust is tax exempt.

Note 7 - Tax Status (cont'd.)

U.S. GAAP requires Plan management to evaluate uncertain tax positions taken by the Plan and recognize a tax liability if the Plan has taken a uncertain position that more likely than not would not be sustained upon examination by the IRS. The Plan is subject to routine audits by taxing jurisdictions; however, there are currently no audits for any tax periods in progress. The Plan administrator believes it is no longer subject to income tax examinations for years prior to 2012.

Note 8 - Risks and Uncertainties

The Plan invests in various investment securities. Investment securities are exposed to various risks such as interest rate, market, and credit risks. Due to the level of risk associated with certain investment securities, it is at least reasonably possible that changes in the values of investment securities will occur in the near term and that such changes could materially affect participants' account balances and the amounts reported in the statements of net assets available for benefits.

Note 9 - Delinquent Participant Contributions

During the year ended December 31, 2015, the Sponsor did not submit employee contributions and loan repayments of $77,044 in a timely manner. This requires the Sponsor to file notice with the IRS and the Department of Labor which will result in the payment of an excise tax by the Sponsor. Prior to December 31, 2015, the Sponsor had accumulated untimely deposits of $242,031. These untimely deposits stemming from prior years have been corrected as of December 31, 2015.

Note 10 - Subsequent Events

The Plan has evaluated all events or transactions that occurred after December 31, 2015 through the date of these financial statements, which is the date that the financial statements were available to be issued. During this period, there were no material subsequent events requiring disclosure.

SUPPLEMENTAL SCHEDULES

Schedule H - Part IV - Line 4i - Schedule of Assets (Held at End of Year)
Attachment - Form 5500
Plan EIN: 11-1735819
Plan Number: 003

WIN-HOLT EQUIPMENT CORPORATION
401(k) EMPLOYEE SAVINGS AND RETIREMENT PLAN
SUPPLEMENTAL SCHEDULE
SCHEDULE OF ASSETS (HELD AT END OF YEAR)
AT DECEMBER 31, 2015

(a)	(b)	(c)	(d)	(e)
	Identity of Issuer, Borrower, Lessor or Similar Party	Description of Investment, including Maturity Date, Rate of Interest, Collateral, and Par or Maturity Value	Cost	Current Value
	American	American Funds Capital World Growth and Income Fund	**	$ 354,935
	American	American Funds EuroPacific Growth Fund	**	195,680
	Clear Bridge	ClearBridge Small Cap Growth Fund	**	17,597
*	Fidelity	Fidelity Contrafund k	**	343,618
*	Fidelity	Fidelity Real Estate Investment Fund	**	141,166
*	Fidelity	Fidelity Select Chemicals Portfolio	**	1,058
*	Fidelity	Spartan 500 Index Fund - Fidelity Advantage Class	**	11,799
	Franklin	Franklin Rising Dividends Fund	**	399,933
	Glenmede	Glenmede Small Cap Equity Adv	**	38,269
	Neuberger Berman	Neuberger Berman Mid Cap Growth Inst	**	135,501
	RidgeWorth	RidgeWorth Large Cap Value Equity Fund	**	157,436
	T. Rowe Price	T. Rowe Price Capital Appreciation Portfolio	**	614,791
	T. Rowe Price	T. Rowe Price Retirement 2015 Fund	**	73,667
	T. Rowe Price	T. Rowe Price Retirement 2020 Fund	**	6,542
	T. Rowe Price	T. Rowe Price Retirement 2025 Fund	**	216,984
	T. Rowe Price	T. Rowe Price Retirement 2030 Fund	**	69,017
	T. Rowe Price	T. Rowe Price Retirement 2035 Fund	**	47,999
	T. Rowe Price	T. Rowe Price Retirement 2040 Fund	**	91,702
	T. Rowe Price	T. Rowe Price Retirement 2045 Fund	**	20,918
	Victory	Victory Small Company Opportunity Fund	**	15,754
	Wells Fargo	Wells Fargo Advantage Special Mid Cap Value	**	160,795
	Putnum	Putnum Dyn AA CNSV Y	**	237
	BlackRock	BlackRock Total Return IS	**	254,414
	Ariel	Ariel Fund Inst	**	268,875
	Nuveen	Nuveen INFL-PRO I	**	17,282
				3,655,969
	Common Collective Trust:			
	Federated	Federated Capital Preservation Fund ISP	**	428,152
	Total Investments			4,084,121
*	Participant Loans	Interest rate of 4.25%	$ -	138,695
				$ 4,222,816

* Indicates party-in-interest to the Plan.
** Cost information is not required for participant-directed investments and therefore is not included.

See independent auditors' report.

Schedule H - Part IV - Line 4a - Schedule of Delinquent Participant Contributions
Attachment - Form 5500
Plan EIN: 11-1735819
Plan Number: 003

WIN-HOLT EQUIPMENT CORPORATION
401(k) EMPLOYEE SAVINGS AND RETIREMENT PLAN
SUPPLEMENTAL SCHEDULE
SCHEDULE OF DELINQUENT PARTICIPANT CONTRIBUTIONS
FOR THE YEAR ENDED DECEMBER 31, 2015

	Total that constitute nonexempt prohibited transactions			
Participant contributions transferred late to the plan	Contributions not corrected	Contributions corrected outside VFCP	Contributions pending correction in VFCP	Total fully corrected under VFCP and PTE 2002-51
Check here if late participant loan repayments are included: **X**	* $ 77,044	$ 242,031	* $ -	$ -

* Delinquent participant contributions of $77,044 relate to the Plan for the year ended December 31, 2015.

WIN-HOLT EQUIPMENT CORPORATION
401(k) EMPLOYEE SAVINGS AND RETIREMENT PLAN

FINANCIAL STATEMENTS

DECEMBER 31, 2015

WIN-HOLT EQUIPMENT CORPORATION
401(k) EMPLOYEE SAVINGS AND RETIREMENT PLAN

CONTENTS

	Page
Independent Auditors' Report	1-2
Financial Statements	
Statements of Net Assets Available for Benefits at December 31, 2015 and 2014	3
Statement of Changes in Net Assets Available for Benefits for the Year Ended December 31, 2015	4
Notes to Financial Statements	5-12
Supplemental Schedules	
Schedule of Assets (Held at End of Year) at December 31, 2015	13
Schedule of Delinquent Participant Contributions for the Year Ended December 31, 2015	14

INDEPENDENT AUDITORS' REPORT

To The Plan Administrator
Win-Holt Equipment Corporation
401(k) Employee Savings and Retirement Plan

Report on the Financial Statements

We were engaged to audit the accompanying financial statements of Win-Holt Equipment Corporation 401(k) Employee Savings and Retirement Plan, which comprise the statements of net assets available for benefits at December 31, 2015 and 2014, and the statement of changes in net assets available for benefits for the year ended December 31, 2015, and the related notes to the financial statements.

Management's Responsibility for the Financial Statements

Plan management is responsible for the preparation and fair presentation of these financial statements in accordance with accounting principles generally accepted in the United States of America; this includes the design, implementation, and maintenance of internal control relevant to the preparation and fair presentation of financial statements that are free from material misstatement, whether due to fraud or error.

Auditors' Responsibility

Our responsibility is to express an opinion on these financial statements based on conducting the audit in accordance with auditing standards generally accepted in the United States of America. Because of the matter described in the Basis for Disclaimer of Opinion paragraph, however, we were not able to obtain sufficient, appropriate audit evidence to provide a basis for an audit opinion.

Basis for Disclaimer of Opinion

As permitted by 29 CFR 2520.103-8 of the Department of Labor's Rules and Regulations for Reporting and Disclosure under the Employee Retirement Income Security Act of 1974, the Plan administrator instructed us not to perform, and we did not perform, any auditing procedures with respect to the information summarized in Note 3, which was certified by Fidelity Management Trust Company, the trustee of the Plan, except for comparing the information with the related information included in the financial statements and supplemental schedules. We have been informed by the Plan administrator that the trustee holds the Plan's investment assets and executes investment transactions. The Plan administrator has obtained a certification from the trustee at December 31, 2015 and 2014 and for the year ended December 31, 2015, that the information provided to the Plan administrator by the trustee is complete and accurate.

www.grassicpas.com
An Independent Firm Associated with Moore Stephens International Limited

50 Jericho Quadrangle, Suite 200
Jericho, NY 11753
(516) 256-3500 ■ Fax (516) 256-3510

488 Madison Avenue, 21st Floor
New York, NY 10022
(212) 661-6166 ■ Fax (212) 755-6748

10 Esquire Road, Suite 4
New City, NY 10956
(845) 634-5300 ■ Fax (845) 634-5409

Disclaimer of Opinion

Because of the significance of the matter described in the Basis for Disclaimer of Opinion paragraph, we have not been able to obtain sufficient, appropriate audit evidence to provide a basis for an audit opinion. Accordingly, we do not express an opinion on these financial statements.

Emphasis of Matters

As discussed in Note 2 to the financial statements, the Plan has adopted Financial Accounting Standards Board ("FASB") Accounting Standards Update ("ASU") No. 2015-07, *Fair Value Measurement (Topic 820): Disclosures for Investments in Certain Entities That Calculate Net Asset Value per Share (or Its Equivalent)*, and has applied the standard retrospectively to all periods presented, as required. This ASU exempts investments measured using the net asset value practical expedient from categorization within the fair value hierarchy. Accordingly, investments for which fair value is measured using net asset value per share as a practical expedient have not been categorized within the fair value hierarchy.

As discussed in Note 2 to the financial statements, the Plan has adopted FASB ASU No. 2015-12, *Plan Accounting: Defined Benefit Pension Plans (Topic 960), Defined Contribution Pension Plans (Topic 962), and Health and Welfare Benefit Plans (Topic 965): Part II: Plan Investment Disclosures*, and has applied the standard retrospectively to all periods presented, as required. Part II of this ASU eliminates the requirement to disclose: (1) individual investments that represent 5% or more of net assets available for benefits, and (2) the net appreciation or depreciation for investments by general type.

Our opinion is not modified with respect to these matters.

Other Matter

We were engaged for the purpose of forming an opinion on the financial statements as a whole. The supplemental Schedule H, Part IV Line 4i - Schedule of Assets (Held at End of Year) and Schedule H, Part IV, Line 4a - Schedule of Delinquent Participant Contributions, which are the responsibility of Plan management, are presented for the purpose of additional analysis and are not a required part of the financial statements but are required by the Department of Labor's Rules and Regulations for Reporting and Disclosure under the Employee Retirement Income Security Act of 1974. Because of the significance of the matter described in the Basis for Disclaimer of Opinion paragraph, it is inappropriate to and we do not express an opinion on the supplemental schedules referred to above.

Report on Form and Content in Compliance With DOL Rules and Regulations

The form and content of the information included in the financial statements and supplemental schedules, other than that derived from the information certified by the trustee, have been audited by us in accordance with auditing standards generally accepted in the United States of America and, in our opinion, are presented in compliance with the Department of Labor's Rules and Regulations for Reporting and Disclosure under the Employee Retirement Income Security Act of 1974.

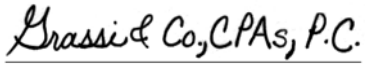

GRASSI & CO., CPAs, P.C.

Jericho, New York
October 13, 2016

WIN-HOLT EQUIPMENT CORPORATION
401(k) EMPLOYEE SAVINGS AND RETIREMENT PLAN
STATEMENTS OF NET ASSETS AVAILABLE FOR BENEFITS
DECEMBER 31, 2015 AND 2014

ASSETS

	2015	2014
INVESTMENTS:		
Mutual funds	$ 3,655,969	$ 3,666,251
Common collective trusts	428,152	434,477
Total Investments	4,084,121	4,100,728
RECEIVABLES:		
Employer contributions	89,184	-
Participant contributions	24,903	-
Notes receivable from participants	138,695	142,385
Total Receivables	252,782	142,385
TOTAL ASSETS	4,336,903	4,243,113

LIABILITIES

EXCESS DEFERRAL CONTRIBUTIONS PAYABLE	13,403	-
TOTAL LIABILITIES	13,403	-
NET ASSETS AVAILABLE FOR BENEFITS	$ 4,323,500	$ 4,243,113

The accompanying notes are an integral part of these financial statements.

WIN-HOLT EQUIPMENT CORPORATION
401(k) EMPLOYEE SAVINGS AND RETIREMENT PLAN
STATEMENT OF CHANGES IN NET ASSETS AVAILABLE FOR BENEFITS
FOR THE YEAR ENDED DECEMBER 31, 2015

ADDITIONS TO NET ASSETS ATTRIBUTED TO:	
Investment Income (Loss):	
Net depreciation in fair value of investments	$ (224,958)
Interest and dividend income	230,528
Total Investment Income	5,570
Interest income on notes receivable from participants	5,236
Contributions:	
Employer contributions	89,184
Participant contributions	264,766
Total contributions	353,950
Total Additions	364,756
DEDUCTIONS FROM NET ASSETS ATTRIBUTED TO:	
Benefits paid to participants	252,774
Deemed distributions to participants	1,410
Corrective distributions	13,403
Administrative expenses	16,782
Total Deductions	284,369
NET INCREASE	80,387
NET ASSETS AVAILABLE FOR BENEFITS:	
Beginning of year	4,243,113
End of year	$ 4,323,500

The accompanying notes are an integral part of these financial statements.

WIN-HOLT EQUIPMENT CORPORATION
401(k) EMPLOYEE SAVINGS AND RETIREMENT PLAN
NOTES TO FINANCIAL STATEMENTS
DECEMBER 31, 2015

Note 1 - Description of Plan

The following description of Win-Holt Equipment Corporation 401(k) Employee Savings and Retirement Plan (the "Plan") provides only general information. Participants should refer to the Plan agreement for a more complete description of the Plan's provisions.

General

The Plan, which was established on February 1, 1983, is a defined contribution plan under Internal Revenue Service Code Section 401(k), covering all eligible officers and employees of Win-Holt Equipment Corp. (the “Sponsor”).

The Plan is subject to the provisions of the Employee Retirement Income Security Act of 1974 (“ERISA”), as amended.

The Plan is a defined contribution plan covering substantially all employees who have completed three months of service.

Investments of the Plan are held by a trust established under the Plan with Fidelity Management Trust Company (the “Trustee”). The Trustee invests all contributions and allocates to each participant account its proportionate share of investment income.

Contributions

The Plan is funded by the Sponsor’s profit sharing contributions in such amount, if any, as determined by the Sponsor, in its sole discretion, and shall be made from the profits of the Sponsor. There was no profit sharing contribution recorded in 2015.

Each year, participants may contribute a minimum of 1% up to a maximum of 90% of pre-tax annual compensation, as defined in the Plan. A participant’s total contributions in any year may not exceed the maximum amounts for that year as specified in the Internal Revenue Code. Participants who have attained age 50 before the end of the Plan year are eligible to make catch-up contributions. Highly compensated employees may be limited to a smaller contribution. Effective January 2007, the Plan was amended to accept Roth 401(k) deferrals as contributions to the Plan. Participants direct the investment of their contributions into various investment options offered by the Plan. Participants may also contribute amounts representing distributions from other qualified plans. Furthermore, a special Qualified Non-Elective Contribution ("QNEC") may be made at the discretion of the Sponsor on behalf of eligible non-highly compensated participants.

Each year, the Sponsor may make a discretionary matching 401(m) contribution of 50% of the first 3% of the 401(k) salary deferral amounts the participants have contributed. In 2015, the Sponsor made a matching contribution of $89,184.

Note 1 - Description of Plan (cont'd.)

Participant Accounts

Each participant's account is credited with the participant's contribution and allocations of (a) the Sponsor's contributions and (b) Plan earnings, and charged with an allocation of administrative expenses. Allocations are based on participant earnings or account balances, as defined. The benefit to which a participant is entitled is the benefit that can be provided from the participant's vested account.

Vesting

Participants are immediately 100% vested in their contributions plus actual earnings thereon. Participants shall have a vested percentage in their employer contribution accounts according to a graded vesting schedule based on years of service as follows:

Years of Service	Vesting Percentage
Less than 1	0%
At least 1 but less than 2	20%
At least 2 but less than 3	40%
At least 3 but less than 4	60%
At least 4 but less than 5	80%
5 or more years	100%

Notes Receivable from Participants

Participants may borrow from their fund accounts a minimum of $1,000 up to a maximum equal to the lesser of $50,000 or 50% of their vested account balance. Loans are available only from accounts deferred through salary reduction and vested employer matching amounts. The loans are secured by the balance in the participants' accounts and bear interest at 4.25%, which is determined based on the prime rate on the date of the loan, plus 1%. Principal and interest are paid ratably through payroll deductions, except those used to acquire a principal residence of a participant. Such loans must be repaid over a period not to exceed five years.

Payment of Benefits

Participants' benefits under the Plan are payable to participants, their beneficiaries or their estates upon the termination of employment, normal retirement, late retirement, disability, death or hardship. Benefits are payable in the form of lump-sum distributions to participants with account balances of $5,000 or less. Benefits are payable in the form of (i) joint and survivor annuities to married participants, or (ii) life annuities to unmarried participants with account balances in excess of $5,000. Participants are entitled to receive a distribution of their rollover accounts at any time.

Note 1 - Description of Plan (cont'd.)

Forfeitures

When certain terminations of participants in the Plan occur, the nonvested portion of the participant's account, as defined by the Plan, represents forfeiture. However, if the participant is re-employed and fulfills certain requirements, as defined in the Plan, the participant's account will be reinstated. At December 31, 2015 and 2014, forfeited nonvested accounts related to the Sponsor's contributions totaled $11,406 and $502, respectively. Nonvested forfeitures are used to pay Plan expenses and reduce the Sponsor's matching contribution. At December 31, 2015, $1,850 was used to pay Plan expenses.

Note 2 - Summary of Significant Accounting Policies

Basis of Accounting

The financial statements of the Plan are prepared on the accrual basis of accounting and present the net assets available for benefits and changes in those net assets. Amounts allocated to accounts of participants who have elected to withdraw from the Plan are recorded as distributions when paid. Excess contributions payable are recorded in the year the excess contribution occurred.

Use of Estimates

The preparation of financial statements in accordance with accounting principles generally accepted in the United States of America ("U.S. GAAP") requires management to make estimates and assumptions that affect the reported amounts of assets and liabilities and changes therein, and disclosure of contingent assets and liabilities. Actual results could differ from those estimates.

Investment Valuation and Income Recognition

Investments are reported at fair value. Fair value is the price that would be received to sell an asset or paid to transfer a liability in an orderly transaction between market participants at the measurement date. See Note 4 for discussion of fair value measurements.

Purchases and sales of securities are recorded on a trade-date basis. Interest income is recorded on the accrual basis. Dividends are recorded on the ex-dividend date. Net appreciation or depreciation includes the Plan's gains and losses on investments bought and sold as well as held during the year.

Notes Receivable from Participants

Notes receivable from participants are measured at their unpaid principal balance plus any accrued but unpaid interest. Interest income is recorded on the accrual basis. Related fees are recorded as administrative expenses and are expensed when they are incurred. No allowance of credit losses has been recorded at December 31, 2015 or 2014.

Note 2 - Summary of Significant Accounting Policies (cont'd.)

Excess Contributions Payable

The Plan is required to return contributions received during the Plan year in excess of the Internal Revenue Code limits. The amounts due to participants at December 31, 2015 and 2014 were $13,403 and $0, respectively.

Payment of Benefits

Benefit payments to participants are recorded when paid.

Administrative Expenses

Certain expenses of maintaining the Plan are paid by the Plan, unless otherwise paid by the Sponsor. Expenses that are paid by the Sponsor are excluded from these financial statements. Fees related to the administration of notes receivable from participants are charged directly to the participant's account and are included in administrative expenses. Investment related expenses are included in net appreciation or depreciation of fair value of investments. During 2015, administrative expenses of $16,782 were deducted from participant accounts. Certain administrative functions are performed by officers or employees of the Sponsor. No such officer or employee receives compensation from the Plan.

Change in Accounting Principles

In May 2015, the FASB issued Accounting Standards Update ("ASU") No. 2015-07, *Fair Value Measurement (Topic 820): Disclosures for Investments in Certain Entities That Calculate Net Asset Value per Share (or Its Equivalent)*, which exempts investments measured using the net asset value ("NAV") practical expedient in Accounting Standards Codification ("ASC") Topic 820, *Fair Value Measurement*, from categorization within the fair value hierarchy. The guidance requires retrospective application and is effective for nonpublic business entities for fiscal years, and interim periods within those years, beginning after December 15, 2016. Early adoption is permitted.

Management has elected to adopt this ASU early to simplify financial reporting. Accordingly, investments for which fair value is measured using net asset value per share as a practical expedient have not been categorized within the fair value hierarchy.

In July 2015, the FASB issued ASU No. 2015-12, *Plan Accounting: Defined Benefit Pension Plans (Topic 960), Defined Contribution Pension Plans (Topic 962), and Health and Welfare Benefit Plans (Topic 965): Part (I) Fully Benefit-Responsive Investment Contracts, Part (II) Plan Investment Disclosures, Part (III) Measurement Date Practical Expedient*. This three-part standard simplifies employee benefit plan reporting with respect to fully benefit-responsive investment contracts and plan investment disclosures, and provides for a measurement-date practical expedient. Parts I and II are effective for fiscal years beginning after December 15, 2015 and should be applied retrospectively, with early application permitted. Part III is effective for fiscal years beginning after December 15, 2015 and should be applied prospectively, with early application permitted.

Note 2 - Summary of Significant Accounting Policies (cont'd.)

Change in Accounting Principles (cont'd.)

Management has elected to adopt Part II early. Accordingly, the amendments were applied retrospectively to all periods presented, resulting in changes to the prior-period disclosures to eliminate the disclosure of: (1) individual investments that represent 5% or more of net assets available for benefits, and (2) the net appreciation or depreciation for investments by general type.

Parts I and III are not applicable to this Plan.

Note 3 - Information Prepared and Certified By Trustee

The following information included in the accompanying financial statements was obtained from data that has been prepared and certified to as complete and accurate by Fidelity Management Trust Company, as trustee of the Plan, at December 31, 2015 and 2014 and for the year ended December 31, 2015. This information has not been audited by the independent auditors.

	2015	2014
Investments:		
Mutual funds	$ 3,655,969	$ 3,666,251
Common collective trusts	428,152	434,477
	$ 4,084,121	$ 4,100,728
Notes receivable from participants	$ 138,695	$ 142,385
Net depreciation in fair value of investments	$ (224,958)	
Investment income:		
Interest and dividends	$ 230,528	
Interest income on notes receivable from participants	$ 5,236	

Note 4 - Fair Value Measurements

The framework for measuring fair value provides a fair value hierarchy that prioritizes the inputs to valuation techniques used to measure fair value. The hierarchy gives the highest priority to unadjusted quoted prices in active markets for identical assets or liabilities (Level 1) and the lowest priority to unobservable inputs (Level 3). The three levels of the fair value hierarchy under FASB ASC Topic 820 are described as follows:

Note 4 - Fair Value Measurements (cont'd.)

Level 1 - Inputs to the valuation methodology are unadjusted quoted prices for identical assets or liabilities in active markets that the Plan has the ability to access.

Level 2 - Inputs to the valuation methodology include:

- quoted prices for similar assets or liabilities in active markets;
- quoted prices for identical or similar assets or liabilities in inactive markets;
- inputs other than quoted prices that are observable for the asset or liability;
- inputs that are derived principally from or corroborated by observable market data by correlation or other means.

If the asset or liability has a specified (contractual) term, the Level 2 input must be observable for substantially the full term of the asset or liability.

Level 3 - Inputs to the valuation methodology are unobservable and significant to the fair value measurement.

The asset's or liability's fair value measurement level within the fair value hierarchy is based on the lowest level of any input that is significant to the fair value measurement. Valuation techniques maximize the use of relevant observable inputs and minimize the use of unobservable inputs.

Following is a description of the valuation methodologies used for assets measured at fair value. There have been no changes in methodologies used at December 31, 2015 and 2014.

Mutual funds: Valued at the daily closing price as reported by the fund. Mutual funds held by the Plan are open-end mutual funds that are registered with the Securities and Exchange Commission ("SEC"). These funds are required to publish their daily net asset value ("NAV") and to transact at that price. The mutual funds held by the Plan are deemed to be actively traded.

The following tables set forth by level, within the fair value hierarchy, the Plan's assets at fair value at December 31, 2015 and 2014:

	Assets at Fair Value at December 31, 2015			
	Level 1	Level 2	Level 3	Total
Mutual funds	$ 3,655,969	$ -	$ -	$ 3,655,969
Total assets in the fair value hierarchy	3,655,969	-	-	3,655,969
Investment measured at net asset value (a) - Common collective trust				428,152
Total Investments at Fair Value				$ 4,084,121

Note 4 - Fair Value Measurements (cont'd.)

	Assets at Fair Value at December 31, 2014			
	Level 1	Level 2	Level 3	Total
Mutual funds	$ 3,666,251	$ -	$ -	$ 3,666,251
Total assets in the fair value hierarchy	3,666,251	-	-	3,666,251
Investment measured at net asset value (a) - Common collective trust				434,477
Total Investments at Fair Value				$ 4,100,728

(a) In accordance with ASC Subtopic 820-10, certain investments that were measured at Net Asset Value per share (or its equivalent) have not been classified in the fair value hierarchy. The fair value amounts presented in this table are intended to permit reconciliation of the fair value hierarchy to the line items presented in the statements of net assets available for benefits.

Note 5 - Party-in-Interest Transactions

Certain Plan investments are managed by Fidelity Management Trust Company. Fidelity Management Trust Company is the trustee and record keeper for the Plan, therefore, these transactions qualify as party-in-interest transactions. There were fees paid by the Plan for investment services for the year ended December 31, 2015.

Notes receivable from participants qualify as party-in-interest transactions.

Note 6 - Plan Termination

Although it has not expressed any intent to do so, the Sponsor has the right under the Plan to discontinue its contributions at any time and to terminate the Plan subject to the provisions of ERISA. In the event of Plan termination, participants would become 100% vested in their employer contributions.

Note 7 - Tax Status

The Internal Revenue Service ("IRS") has determined and informed the Sponsor by a letter dated March 31, 2014 that the Plan and related trust are designed in accordance with applicable sections of the Internal Revenue Code. The Plan has not been amended since receiving the determination letter, the Plan administrator believes that the Plan is designed, and is currently being operated, in compliance with the applicable requirements of the Internal Revenue Code and, therefore, believes that the Plan is qualified, and the related trust is tax exempt.

Note 7 - Tax Status (cont'd.)

U.S. GAAP requires Plan management to evaluate uncertain tax positions taken by the Plan and recognize a tax liability if the Plan has taken a uncertain position that more likely than not would not be sustained upon examination by the IRS. The Plan is subject to routine audits by taxing jurisdictions; however, there are currently no audits for any tax periods in progress. The Plan administrator believes it is no longer subject to income tax examinations for years prior to 2012.

Note 8 - Risks and Uncertainties

The Plan invests in various investment securities. Investment securities are exposed to various risks such as interest rate, market, and credit risks. Due to the level of risk associated with certain investment securities, it is at least reasonably possible that changes in the values of investment securities will occur in the near term and that such changes could materially affect participants' account balances and the amounts reported in the statements of net assets available for benefits.

Note 9 - Delinquent Participant Contributions

During the year ended December 31, 2015, the Sponsor did not submit employee contributions and loan repayments of $77,044 in a timely manner. This requires the Sponsor to file notice with the IRS and the Department of Labor which will result in the payment of an excise tax by the Sponsor. Prior to December 31, 2015, the Sponsor had accumulated untimely deposits of $242,031. These untimely deposits stemming from prior years have been corrected as of December 31, 2015.

Note 10 - Subsequent Events

The Plan has evaluated all events or transactions that occurred after December 31, 2015 through the date of these financial statements, which is the date that the financial statements were available to be issued. During this period, there were no material subsequent events requiring disclosure.

SUPPLEMENTAL SCHEDULES

Schedule H - Part IV - Line 4i - Schedule of Assets (Held at End of Year)
Attachment - Form 5500
Plan EIN: 11-1735819
Plan Number: 003

WIN-HOLT EQUIPMENT CORPORATION
401(k) EMPLOYEE SAVINGS AND RETIREMENT PLAN
SUPPLEMENTAL SCHEDULE
SCHEDULE OF ASSETS (HELD AT END OF YEAR)
AT DECEMBER 31, 2015

(a)	(b)	(c)	(d)	(e)
	Identity of Issuer, Borrower, Lessor or Similar Party	Description of Investment, including Maturity Date, Rate of Interest, Collateral, and Par or Maturity Value	Cost	Current Value
	American	American Funds Capital World Growth and Income Fund	**	$ 354,935
	American	American Funds EuroPacific Growth Fund	**	195,680
	Clear Bridge	ClearBridge Small Cap Growth Fund	**	17,597
*	Fidelity	Fidelity Contrafund k	**	343,618
*	Fidelity	Fidelity Real Estate Investment Fund	**	141,166
*	Fidelity	Fidelity Select Chemicals Portfolio	**	1,058
*	Fidelity	Spartan 500 Index Fund - Fidelity Advantage Class	**	11,799
	Franklin	Franklin Rising Dividends Fund	**	399,933
	Glenmede	Glenmede Small Cap Equity Adv	**	38,269
	Neuberger Berman	Neuberger Berman Mid Cap Growth Inst	**	135,501
	RidgeWorth	RidgeWorth Large Cap Value Equity Fund	**	157,436
	T. Rowe Price	T. Rowe Price Capital Appreciation Portfolio	**	614,791
	T. Rowe Price	T. Rowe Price Retirement 2015 Fund	**	73,667
	T. Rowe Price	T. Rowe Price Retirement 2020 Fund	**	6,542
	T. Rowe Price	T. Rowe Price Retirement 2025 Fund	**	216,984
	T. Rowe Price	T. Rowe Price Retirement 2030 Fund	**	69,017
	T. Rowe Price	T. Rowe Price Retirement 2035 Fund	**	47,999
	T. Rowe Price	T. Rowe Price Retirement 2040 Fund	**	91,702
	T. Rowe Price	T. Rowe Price Retirement 2045 Fund	**	20,918
	Victory	Victory Small Company Opportunity Fund	**	15,754
	Wells Fargo	Wells Fargo Advantage Special Mid Cap Value	**	160,795
	Putnum	Putnum Dyn AA CNSV Y	**	237
	BlackRock	BlackRock Total Return IS	**	254,414
	Ariel	Ariel Fund Inst	**	268,875
	Nuveen	Nuveen INFL-PRO I	**	17,282
				3,655,969
	Common Collective Trust:			
	Federated	Federated Capital Preservation Fund ISP	**	428,152
	Total Investments			4,084,121
*	Participant Loans	Interest rate of 4.25%	$ -	138,695
				$ 4,222,816

* Indicates party-in-interest to the Plan.
** Cost information is not required for participant-directed investments and therefore is not included.

See independent auditors' report.

Schedule H - Part IV - Line 4a - Schedule of Delinquent Participant Contributions
Attachment - Form 5500
Plan EIN: 11-1735819
Plan Number: 003

WIN-HOLT EQUIPMENT CORPORATION
401(k) EMPLOYEE SAVINGS AND RETIREMENT PLAN
SUPPLEMENTAL SCHEDULE
SCHEDULE OF DELINQUENT PARTICIPANT CONTRIBUTIONS
FOR THE YEAR ENDED DECEMBER 31, 2015

	Total that constitute nonexempt prohibited transactions			
Participant contributions transferred late to the plan	Contributions not corrected	Contributions corrected outside VFCP	Contributions pending correction in VFCP	Total fully corrected under VFCP and PTE 2002-51
Check here if late participant loan repayments are included: **X**	* $ 77,044	$ 242,031	* $ -	$ -

* Delinquent participant contributions of $77,044 relate to the Plan for the year ended December 31, 2015.

WIN-HOLT EQUIPMENT CORPORATION
401(k) EMPLOYEE SAVINGS AND RETIREMENT PLAN

FINANCIAL STATEMENTS

DECEMBER 31, 2015

WIN-HOLT EQUIPMENT CORPORATION
401(k) EMPLOYEE SAVINGS AND RETIREMENT PLAN

CONTENTS

	Page
Independent Auditors' Report	1-2
Financial Statements	
Statements of Net Assets Available for Benefits at December 31, 2015 and 2014	3
Statement of Changes in Net Assets Available for Benefits for the Year Ended December 31, 2015	4
Notes to Financial Statements	5-12
Supplemental Schedules	
Schedule of Assets (Held at End of Year) at December 31, 2015	13
Schedule of Delinquent Participant Contributions for the Year Ended December 31, 2015	14

INDEPENDENT AUDITORS' REPORT

To The Plan Administrator
Win-Holt Equipment Corporation
401(k) Employee Savings and Retirement Plan

Report on the Financial Statements

We were engaged to audit the accompanying financial statements of Win-Holt Equipment Corporation 401(k) Employee Savings and Retirement Plan, which comprise the statements of net assets available for benefits at December 31, 2015 and 2014, and the statement of changes in net assets available for benefits for the year ended December 31, 2015, and the related notes to the financial statements.

Management's Responsibility for the Financial Statements

Plan management is responsible for the preparation and fair presentation of these financial statements in accordance with accounting principles generally accepted in the United States of America; this includes the design, implementation, and maintenance of internal control relevant to the preparation and fair presentation of financial statements that are free from material misstatement, whether due to fraud or error.

Auditors' Responsibility

Our responsibility is to express an opinion on these financial statements based on conducting the audit in accordance with auditing standards generally accepted in the United States of America. Because of the matter described in the Basis for Disclaimer of Opinion paragraph, however, we were not able to obtain sufficient, appropriate audit evidence to provide a basis for an audit opinion.

Basis for Disclaimer of Opinion

As permitted by 29 CFR 2520.103-8 of the Department of Labor's Rules and Regulations for Reporting and Disclosure under the Employee Retirement Income Security Act of 1974, the Plan administrator instructed us not to perform, and we did not perform, any auditing procedures with respect to the information summarized in Note 3, which was certified by Fidelity Management Trust Company, the trustee of the Plan, except for comparing the information with the related information included in the financial statements and supplemental schedules. We have been informed by the Plan administrator that the trustee holds the Plan's investment assets and executes investment transactions. The Plan administrator has obtained a certification from the trustee at December 31, 2015 and 2014 and for the year ended December 31, 2015, that the information provided to the Plan administrator by the trustee is complete and accurate.

www.grassicpas.com
An Independent Firm Associated with Moore Stephens International Limited

50 Jericho Quadrangle, Suite 200
Jericho, NY 11753
(516) 256-3500 ■ Fax (516) 256-3510

488 Madison Avenue, 21st Floor
New York, NY 10022
(212) 661-6166 ■ Fax (212) 755-6748

10 Esquire Road, Suite 4
New City, NY 10956
(845) 634-5300 ■ Fax (845) 634-5409

Disclaimer of Opinion

Because of the significance of the matter described in the Basis for Disclaimer of Opinion paragraph, we have not been able to obtain sufficient, appropriate audit evidence to provide a basis for an audit opinion. Accordingly, we do not express an opinion on these financial statements.

Emphasis of Matters

As discussed in Note 2 to the financial statements, the Plan has adopted Financial Accounting Standards Board ("FASB") Accounting Standards Update ("ASU") No. 2015-07, *Fair Value Measurement (Topic 820): Disclosures for Investments in Certain Entities That Calculate Net Asset Value per Share (or Its Equivalent)*, and has applied the standard retrospectively to all periods presented, as required. This ASU exempts investments measured using the net asset value practical expedient from categorization within the fair value hierarchy. Accordingly, investments for which fair value is measured using net asset value per share as a practical expedient have not been categorized within the fair value hierarchy.

As discussed in Note 2 to the financial statements, the Plan has adopted FASB ASU No. 2015-12, *Plan Accounting: Defined Benefit Pension Plans (Topic 960), Defined Contribution Pension Plans (Topic 962), and Health and Welfare Benefit Plans (Topic 965): Part II: Plan Investment Disclosures*, and has applied the standard retrospectively to all periods presented, as required. Part II of this ASU eliminates the requirement to disclose: (1) individual investments that represent 5% or more of net assets available for benefits, and (2) the net appreciation or depreciation for investments by general type.

Our opinion is not modified with respect to these matters.

Other Matter

We were engaged for the purpose of forming an opinion on the financial statements as a whole. The supplemental Schedule H, Part IV Line 4i - Schedule of Assets (Held at End of Year) and Schedule H, Part IV, Line 4a - Schedule of Delinquent Participant Contributions, which are the responsibility of Plan management, are presented for the purpose of additional analysis and are not a required part of the financial statements but are required by the Department of Labor's Rules and Regulations for Reporting and Disclosure under the Employee Retirement Income Security Act of 1974. Because of the significance of the matter described in the Basis for Disclaimer of Opinion paragraph, it is inappropriate to and we do not express an opinion on the supplemental schedules referred to above.

Report on Form and Content in Compliance With DOL Rules and Regulations

The form and content of the information included in the financial statements and supplemental schedules, other than that derived from the information certified by the trustee, have been audited by us in accordance with auditing standards generally accepted in the United States of America and, in our opinion, are presented in compliance with the Department of Labor's Rules and Regulations for Reporting and Disclosure under the Employee Retirement Income Security Act of 1974.

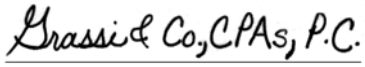

GRASSI & CO., CPAs, P.C.

Jericho, New York
October 13, 2016

WIN-HOLT EQUIPMENT CORPORATION
401(k) EMPLOYEE SAVINGS AND RETIREMENT PLAN
STATEMENTS OF NET ASSETS AVAILABLE FOR BENEFITS
DECEMBER 31, 2015 AND 2014

ASSETS

	2015	2014
INVESTMENTS:		
Mutual funds	$ 3,655,969	$ 3,666,251
Common collective trusts	428,152	434,477
Total Investments	4,084,121	4,100,728
RECEIVABLES:		
Employer contributions	89,184	-
Participant contributions	24,903	-
Notes receivable from participants	138,695	142,385
Total Receivables	252,782	142,385
TOTAL ASSETS	4,336,903	4,243,113

LIABILITIES

EXCESS DEFERRAL CONTRIBUTIONS PAYABLE	13,403	-
TOTAL LIABILITIES	13,403	-
NET ASSETS AVAILABLE FOR BENEFITS	$ 4,323,500	$ 4,243,113

The accompanying notes are an integral part of these financial statements.

WIN-HOLT EQUIPMENT CORPORATION
401(k) EMPLOYEE SAVINGS AND RETIREMENT PLAN
STATEMENT OF CHANGES IN NET ASSETS AVAILABLE FOR BENEFITS
FOR THE YEAR ENDED DECEMBER 31, 2015

ADDITIONS TO NET ASSETS ATTRIBUTED TO:	
Investment Income (Loss):	
Net depreciation in fair value of investments	$ (224,958)
Interest and dividend income	230,528
Total Investment Income	5,570
Interest income on notes receivable from participants	5,236
Contributions:	
Employer contributions	89,184
Participant contributions	264,766
Total contributions	353,950
Total Additions	364,756
DEDUCTIONS FROM NET ASSETS ATTRIBUTED TO:	
Benefits paid to participants	252,774
Deemed distributions to participants	1,410
Corrective distributions	13,403
Administrative expenses	16,782
Total Deductions	284,369
NET INCREASE	80,387
NET ASSETS AVAILABLE FOR BENEFITS:	
Beginning of year	4,243,113
End of year	$ 4,323,500

The accompanying notes are an integral part of these financial statements.

WIN-HOLT EQUIPMENT CORPORATION
401(k) EMPLOYEE SAVINGS AND RETIREMENT PLAN
NOTES TO FINANCIAL STATEMENTS
DECEMBER 31, 2015

Note 1 - Description of Plan

The following description of Win-Holt Equipment Corporation 401(k) Employee Savings and Retirement Plan (the "Plan") provides only general information. Participants should refer to the Plan agreement for a more complete description of the Plan's provisions.

General

The Plan, which was established on February 1, 1983, is a defined contribution plan under Internal Revenue Service Code Section 401(k), covering all eligible officers and employees of Win-Holt Equipment Corp. (the “Sponsor”).

The Plan is subject to the provisions of the Employee Retirement Income Security Act of 1974 (“ERISA”), as amended.

The Plan is a defined contribution plan covering substantially all employees who have completed three months of service.

Investments of the Plan are held by a trust established under the Plan with Fidelity Management Trust Company (the “Trustee”). The Trustee invests all contributions and allocates to each participant account its proportionate share of investment income.

Contributions

The Plan is funded by the Sponsor’s profit sharing contributions in such amount, if any, as determined by the Sponsor, in its sole discretion, and shall be made from the profits of the Sponsor. There was no profit sharing contribution recorded in 2015.

Each year, participants may contribute a minimum of 1% up to a maximum of 90% of pre-tax annual compensation, as defined in the Plan. A participant’s total contributions in any year may not exceed the maximum amounts for that year as specified in the Internal Revenue Code. Participants who have attained age 50 before the end of the Plan year are eligible to make catch-up contributions. Highly compensated employees may be limited to a smaller contribution. Effective January 2007, the Plan was amended to accept Roth 401(k) deferrals as contributions to the Plan. Participants direct the investment of their contributions into various investment options offered by the Plan. Participants may also contribute amounts representing distributions from other qualified plans. Furthermore, a special Qualified Non-Elective Contribution ("QNEC") may be made at the discretion of the Sponsor on behalf of eligible non-highly compensated participants.

Each year, the Sponsor may make a discretionary matching 401(m) contribution of 50% of the first 3% of the 401(k) salary deferral amounts the participants have contributed. In 2015, the Sponsor made a matching contribution of $89,184.

Note 1 - Description of Plan (cont'd.)

Participant Accounts

Each participant's account is credited with the participant's contribution and allocations of (a) the Sponsor's contributions and (b) Plan earnings, and charged with an allocation of administrative expenses. Allocations are based on participant earnings or account balances, as defined. The benefit to which a participant is entitled is the benefit that can be provided from the participant's vested account.

Vesting

Participants are immediately 100% vested in their contributions plus actual earnings thereon. Participants shall have a vested percentage in their employer contribution accounts according to a graded vesting schedule based on years of service as follows:

Years of Service	Vesting Percentage
Less than 1	0%
At least 1 but less than 2	20%
At least 2 but less than 3	40%
At least 3 but less than 4	60%
At least 4 but less than 5	80%
5 or more years	100%

Notes Receivable from Participants

Participants may borrow from their fund accounts a minimum of $1,000 up to a maximum equal to the lesser of $50,000 or 50% of their vested account balance. Loans are available only from accounts deferred through salary reduction and vested employer matching amounts. The loans are secured by the balance in the participants' accounts and bear interest at 4.25%, which is determined based on the prime rate on the date of the loan, plus 1%. Principal and interest are paid ratably through payroll deductions, except those used to acquire a principal residence of a participant. Such loans must be repaid over a period not to exceed five years.

Payment of Benefits

Participants' benefits under the Plan are payable to participants, their beneficiaries or their estates upon the termination of employment, normal retirement, late retirement, disability, death or hardship. Benefits are payable in the form of lump-sum distributions to participants with account balances of $5,000 or less. Benefits are payable in the form of (i) joint and survivor annuities to married participants, or (ii) life annuities to unmarried participants with account balances in excess of $5,000. Participants are entitled to receive a distribution of their rollover accounts at any time.

Note 1 - Description of Plan (cont'd.)

Forfeitures

When certain terminations of participants in the Plan occur, the nonvested portion of the participant's account, as defined by the Plan, represents forfeiture. However, if the participant is re-employed and fulfills certain requirements, as defined in the Plan, the participant's account will be reinstated. At December 31, 2015 and 2014, forfeited nonvested accounts related to the Sponsor's contributions totaled $11,406 and $502, respectively. Nonvested forfeitures are used to pay Plan expenses and reduce the Sponsor's matching contribution. At December 31, 2015, $1,850 was used to pay Plan expenses.

Note 2 - Summary of Significant Accounting Policies

Basis of Accounting

The financial statements of the Plan are prepared on the accrual basis of accounting and present the net assets available for benefits and changes in those net assets. Amounts allocated to accounts of participants who have elected to withdraw from the Plan are recorded as distributions when paid. Excess contributions payable are recorded in the year the excess contribution occurred.

Use of Estimates

The preparation of financial statements in accordance with accounting principles generally accepted in the United States of America ("U.S. GAAP") requires management to make estimates and assumptions that affect the reported amounts of assets and liabilities and changes therein, and disclosure of contingent assets and liabilities. Actual results could differ from those estimates.

Investment Valuation and Income Recognition

Investments are reported at fair value. Fair value is the price that would be received to sell an asset or paid to transfer a liability in an orderly transaction between market participants at the measurement date. See Note 4 for discussion of fair value measurements.

Purchases and sales of securities are recorded on a trade-date basis. Interest income is recorded on the accrual basis. Dividends are recorded on the ex-dividend date. Net appreciation or depreciation includes the Plan's gains and losses on investments bought and sold as well as held during the year.

Notes Receivable from Participants

Notes receivable from participants are measured at their unpaid principal balance plus any accrued but unpaid interest. Interest income is recorded on the accrual basis. Related fees are recorded as administrative expenses and are expensed when they are incurred. No allowance of credit losses has been recorded at December 31, 2015 or 2014.

Note 2 - Summary of Significant Accounting Policies (cont'd.)

Excess Contributions Payable

The Plan is required to return contributions received during the Plan year in excess of the Internal Revenue Code limits. The amounts due to participants at December 31, 2015 and 2014 were $13,403 and $0, respectively.

Payment of Benefits

Benefit payments to participants are recorded when paid.

Administrative Expenses

Certain expenses of maintaining the Plan are paid by the Plan, unless otherwise paid by the Sponsor. Expenses that are paid by the Sponsor are excluded from these financial statements. Fees related to the administration of notes receivable from participants are charged directly to the participant's account and are included in administrative expenses. Investment related expenses are included in net appreciation or depreciation of fair value of investments. During 2015, administrative expenses of $16,782 were deducted from participant accounts. Certain administrative functions are performed by officers or employees of the Sponsor. No such officer or employee receives compensation from the Plan.

Change in Accounting Principles

In May 2015, the FASB issued Accounting Standards Update ("ASU") No. 2015-07, *Fair Value Measurement (Topic 820): Disclosures for Investments in Certain Entities That Calculate Net Asset Value per Share (or Its Equivalent)*, which exempts investments measured using the net asset value ("NAV") practical expedient in Accounting Standards Codification ("ASC") Topic 820, *Fair Value Measurement*, from categorization within the fair value hierarchy. The guidance requires retrospective application and is effective for nonpublic business entities for fiscal years, and interim periods within those years, beginning after December 15, 2016. Early adoption is permitted.

Management has elected to adopt this ASU early to simplify financial reporting. Accordingly, investments for which fair value is measured using net asset value per share as a practical expedient have not been categorized within the fair value hierarchy.

In July 2015, the FASB issued ASU No. 2015-12, *Plan Accounting: Defined Benefit Pension Plans (Topic 960), Defined Contribution Pension Plans (Topic 962), and Health and Welfare Benefit Plans (Topic 965): Part (I) Fully Benefit-Responsive Investment Contracts, Part (II) Plan Investment Disclosures, Part (III) Measurement Date Practical Expedient*. This three-part standard simplifies employee benefit plan reporting with respect to fully benefit-responsive investment contracts and plan investment disclosures, and provides for a measurement-date practical expedient. Parts I and II are effective for fiscal years beginning after December 15, 2015 and should be applied retrospectively, with early application permitted. Part III is effective for fiscal years beginning after December 15, 2015 and should be applied prospectively, with early application permitted.

Note 2 - Summary of Significant Accounting Policies (cont'd.)

Change in Accounting Principles (cont'd.)

Management has elected to adopt Part II early. Accordingly, the amendments were applied retrospectively to all periods presented, resulting in changes to the prior-period disclosures to eliminate the disclosure of: (1) individual investments that represent 5% or more of net assets available for benefits, and (2) the net appreciation or depreciation for investments by general type.

Parts I and III are not applicable to this Plan.

Note 3 - Information Prepared and Certified By Trustee

The following information included in the accompanying financial statements was obtained from data that has been prepared and certified to as complete and accurate by Fidelity Management Trust Company, as trustee of the Plan, at December 31, 2015 and 2014 and for the year ended December 31, 2015. This information has not been audited by the independent auditors.

	2015	2014
Investments:		
Mutual funds	$ 3,655,969	$ 3,666,251
Common collective trusts	428,152	434,477
	$ 4,084,121	$ 4,100,728
Notes receivable from participants	$ 138,695	$ 142,385
Net depreciation in fair value of investments	$ (224,958)	
Investment income:		
Interest and dividends	$ 230,528	
Interest income on notes receivable from participants	$ 5,236	

Note 4 - Fair Value Measurements

The framework for measuring fair value provides a fair value hierarchy that prioritizes the inputs to valuation techniques used to measure fair value. The hierarchy gives the highest priority to unadjusted quoted prices in active markets for identical assets or liabilities (Level 1) and the lowest priority to unobservable inputs (Level 3). The three levels of the fair value hierarchy under FASB ASC Topic 820 are described as follows:

Note 4 - Fair Value Measurements (cont'd.)

Level 1 - Inputs to the valuation methodology are unadjusted quoted prices for identical assets or liabilities in active markets that the Plan has the ability to access.

Level 2 - Inputs to the valuation methodology include:

- quoted prices for similar assets or liabilities in active markets;
- quoted prices for identical or similar assets or liabilities in inactive markets;
- inputs other than quoted prices that are observable for the asset or liability;
- inputs that are derived principally from or corroborated by observable market data by correlation or other means.

If the asset or liability has a specified (contractual) term, the Level 2 input must be observable for substantially the full term of the asset or liability.

Level 3 - Inputs to the valuation methodology are unobservable and significant to the fair value measurement.

The asset's or liability's fair value measurement level within the fair value hierarchy is based on the lowest level of any input that is significant to the fair value measurement. Valuation techniques maximize the use of relevant observable inputs and minimize the use of unobservable inputs.

Following is a description of the valuation methodologies used for assets measured at fair value. There have been no changes in methodologies used at December 31, 2015 and 2014.

Mutual funds: Valued at the daily closing price as reported by the fund. Mutual funds held by the Plan are open-end mutual funds that are registered with the Securities and Exchange Commission ("SEC"). These funds are required to publish their daily net asset value ("NAV") and to transact at that price. The mutual funds held by the Plan are deemed to be actively traded.

The following tables set forth by level, within the fair value hierarchy, the Plan's assets at fair value at December 31, 2015 and 2014:

	Assets at Fair Value at December 31, 2015			
	Level 1	Level 2	Level 3	Total
Mutual funds	$ 3,655,969	$ -	$ -	$ 3,655,969
Total assets in the fair value hierarchy	3,655,969	-	-	3,655,969
Investment measured at net asset value (a) - Common collective trust				428,152
Total Investments at Fair Value				$ 4,084,121

Note 4 - Fair Value Measurements (cont'd.)

	Assets at Fair Value at December 31, 2014			
	Level 1	Level 2	Level 3	Total
Mutual funds	$ 3,666,251	$ -	$ -	$ 3,666,251
Total assets in the fair value hierarchy	3,666,251	-	-	3,666,251
Investment measured at net asset value (a) - Common collective trust				434,477
Total Investments at Fair Value				$ 4,100,728

(a) In accordance with ASC Subtopic 820-10, certain investments that were measured at Net Asset Value per share (or its equivalent) have not been classified in the fair value hierarchy. The fair value amounts presented in this table are intended to permit reconciliation of the fair value hierarchy to the line items presented in the statements of net assets available for benefits.

Note 5 - Party-in-Interest Transactions

Certain Plan investments are managed by Fidelity Management Trust Company. Fidelity Management Trust Company is the trustee and record keeper for the Plan, therefore, these transactions qualify as party-in-interest transactions. There were fees paid by the Plan for investment services for the year ended December 31, 2015.

Notes receivable from participants qualify as party-in-interest transactions.

Note 6 - Plan Termination

Although it has not expressed any intent to do so, the Sponsor has the right under the Plan to discontinue its contributions at any time and to terminate the Plan subject to the provisions of ERISA. In the event of Plan termination, participants would become 100% vested in their employer contributions.

Note 7 - Tax Status

The Internal Revenue Service ("IRS") has determined and informed the Sponsor by a letter dated March 31, 2014 that the Plan and related trust are designed in accordance with applicable sections of the Internal Revenue Code. The Plan has not been amended since receiving the determination letter, the Plan administrator believes that the Plan is designed, and is currently being operated, in compliance with the applicable requirements of the Internal Revenue Code and, therefore, believes that the Plan is qualified, and the related trust is tax exempt.

Note 7 - Tax Status (cont'd.)

U.S. GAAP requires Plan management to evaluate uncertain tax positions taken by the Plan and recognize a tax liability if the Plan has taken a uncertain position that more likely than not would not be sustained upon examination by the IRS. The Plan is subject to routine audits by taxing jurisdictions; however, there are currently no audits for any tax periods in progress. The Plan administrator believes it is no longer subject to income tax examinations for years prior to 2012.

Note 8 - Risks and Uncertainties

The Plan invests in various investment securities. Investment securities are exposed to various risks such as interest rate, market, and credit risks. Due to the level of risk associated with certain investment securities, it is at least reasonably possible that changes in the values of investment securities will occur in the near term and that such changes could materially affect participants' account balances and the amounts reported in the statements of net assets available for benefits.

Note 9 - Delinquent Participant Contributions

During the year ended December 31, 2015, the Sponsor did not submit employee contributions and loan repayments of $77,044 in a timely manner. This requires the Sponsor to file notice with the IRS and the Department of Labor which will result in the payment of an excise tax by the Sponsor. Prior to December 31, 2015, the Sponsor had accumulated untimely deposits of $242,031. These untimely deposits stemming from prior years have been corrected as of December 31, 2015.

Note 10 - Subsequent Events

The Plan has evaluated all events or transactions that occurred after December 31, 2015 through the date of these financial statements, which is the date that the financial statements were available to be issued. During this period, there were no material subsequent events requiring disclosure.

SUPPLEMENTAL SCHEDULES

Schedule H - Part IV - Line 4i - Schedule of Assets (Held at End of Year)
Attachment - Form 5500
Plan EIN: 11-1735819
Plan Number: 003

WIN-HOLT EQUIPMENT CORPORATION
401(k) EMPLOYEE SAVINGS AND RETIREMENT PLAN
SUPPLEMENTAL SCHEDULE
SCHEDULE OF ASSETS (HELD AT END OF YEAR)
AT DECEMBER 31, 2015

(a)	(b)	(c)	(d)	(e)
	Identity of Issuer, Borrower, Lessor or Similar Party	Description of Investment, including Maturity Date, Rate of Interest, Collateral, and Par or Maturity Value	Cost	Current Value
	American	American Funds Capital World Growth and Income Fund	**	$ 354,935
	American	American Funds EuroPacific Growth Fund	**	195,680
	Clear Bridge	ClearBridge Small Cap Growth Fund	**	17,597
*	Fidelity	Fidelity Contrafund k	**	343,618
*	Fidelity	Fidelity Real Estate Investment Fund	**	141,166
*	Fidelity	Fidelity Select Chemicals Portfolio	**	1,058
*	Fidelity	Spartan 500 Index Fund - Fidelity Advantage Class	**	11,799
	Franklin	Franklin Rising Dividends Fund	**	399,933
	Glenmede	Glenmede Small Cap Equity Adv	**	38,269
	Neuberger Berman	Neuberger Berman Mid Cap Growth Inst	**	135,501
	RidgeWorth	RidgeWorth Large Cap Value Equity Fund	**	157,436
	T. Rowe Price	T. Rowe Price Capital Appreciation Portfolio	**	614,791
	T. Rowe Price	T. Rowe Price Retirement 2015 Fund	**	73,667
	T. Rowe Price	T. Rowe Price Retirement 2020 Fund	**	6,542
	T. Rowe Price	T. Rowe Price Retirement 2025 Fund	**	216,984
	T. Rowe Price	T. Rowe Price Retirement 2030 Fund	**	69,017
	T. Rowe Price	T. Rowe Price Retirement 2035 Fund	**	47,999
	T. Rowe Price	T. Rowe Price Retirement 2040 Fund	**	91,702
	T. Rowe Price	T. Rowe Price Retirement 2045 Fund	**	20,918
	Victory	Victory Small Company Opportunity Fund	**	15,754
	Wells Fargo	Wells Fargo Advantage Special Mid Cap Value	**	160,795
	Putnum	Putnum Dyn AA CNSV Y	**	237
	BlackRock	BlackRock Total Return IS	**	254,414
	Ariel	Ariel Fund Inst	**	268,875
	Nuveen	Nuveen INFL-PRO I	**	17,282
				3,655,969
	Common Collective Trust:			
	Federated	Federated Capital Preservation Fund ISP	**	428,152
	Total Investments			4,084,121
*	Participant Loans	Interest rate of 4.25%	$ -	138,695
				$ 4,222,816

* Indicates party-in-interest to the Plan.
** Cost information is not required for participant-directed investments and therefore is not included.

See independent auditors' report.

Schedule H - Part IV - Line 4a - Schedule of Delinquent Participant Contributions
Attachment - Form 5500
Plan EIN: 11-1735819
Plan Number: 003

WIN-HOLT EQUIPMENT CORPORATION
401(k) EMPLOYEE SAVINGS AND RETIREMENT PLAN
SUPPLEMENTAL SCHEDULE
SCHEDULE OF DELINQUENT PARTICIPANT CONTRIBUTIONS
FOR THE YEAR ENDED DECEMBER 31, 2015

	Total that constitute nonexempt prohibited transactions			
Participant contributions transferred late to the plan	Contributions not corrected	Contributions corrected outside VFCP	Contributions pending correction in VFCP	Total fully corrected under VFCP and PTE 2002-51
Check here if late participant loan repayments are included: **X**	* $ 77,044	$ 242,031	* $ -	$ -

* Delinquent participant contributions of $77,044 relate to the Plan for the year ended December 31, 2015.