Form 5500

Department of the Treasury
Internal Revenue Service

Department of Labor
Employee Benefits Security Administration

Pension Benefit Guaranty Corporation

Annual Return/Report of Employee Benefit Plan

This form is required to be filed for employee benefit plans under sections 104 and 4065 of the Employee Retirement Income Security Act of 1974 (ERISA) and sections 6047(e), 6057(b), and 6058(a) of the Internal Revenue Code (the Code).

▶ **Complete all entries in accordance with the instructions to the Form 5500.**

OMB Nos. 1210-0110
1210-0089

2015

This Form is Open to Public Inspection

Part I Annual Report Identification Information

For calendar plan year 2015 or fiscal plan year beginning 01/01/2015 and ending 12/31/2015

A This return/report is for:
- [ ] a multiemployer plan;
- [ ] a multiple-employer plan (Filers checking this box must attach a list of participating employer information in accordance with the form instructions); or
- [X] a single-employer plan;
- [ ] a DFE (specify) ____

B This return/report is:
- [ ] the first return/report;
- [ ] the final return/report;
- [ ] an amended return/report;
- [ ] a short plan year return/report (less than 12 months).

C If the plan is a collectively-bargained plan, check here. . . . . ▶ [ ]

D Check box if filing under:
- [X] Form 5558;
- [ ] automatic extension;
- [ ] the DFVC program;
- [ ] special extension (enter description)

Part II Basic Plan Information—enter all requested information

1a Name of plan
TORWEST, INC. 401(K) PLAN

1b Three-digit plan number (PN) ▶ 001

1c Effective date of plan 01/01/1995

2a Plan sponsor's name (employer, if for a single-employer plan)
Mailing address (include room, apt., suite no. and street, or P.O. Box)
City or town, state or province, country, and ZIP or foreign postal code (if foreign, see instructions)
TORWEST, INC.

3125 WINDSOR BLVD
VERO BEACH, FL 32963

2b Employer Identification Number (EIN)
98-0103397

2c Plan Sponsor's telephone number
772-388-8388

2d Business code (see instructions)
531390

Caution: A penalty for the late or incomplete filing of this return/report will be assessed unless reasonable cause is established.

Under penalties of perjury and other penalties set forth in the instructions, I declare that I have examined this return/report, including accompanying schedules, statements and attachments, as well as the electronic version of this return/report, and to the best of my knowledge and belief, it is true, correct, and complete.

SIGN HERE	Filed with authorized/valid electronic signature.	10/17/2016	JANE FORD
	Signature of plan administrator	Date	Enter name of individual signing as plan administrator
SIGN HERE			
	Signature of employer/plan sponsor	Date	Enter name of individual signing as employer or plan sponsor
SIGN HERE			
	Signature of DFE	Date	Enter name of individual signing as DFE

Preparer's name (including firm name, if applicable) and address (include room or suite number)

Preparer's telephone number

3a	Plan administrator's name and address [X] Same as Plan Sponsor	**3b**	Administrator's EIN
		3c	Administrator's telephone number
4	If the name and/or EIN of the plan sponsor has changed since the last return/report filed for this plan, enter the name, EIN and the plan number from the last return/report:	**4b**	EIN
a	Sponsor's name	**4c**	PN

5	Total number of participants at the beginning of the plan year	**5**	110
6	Number of participants as of the end of the plan year unless otherwise stated (welfare plans complete only lines **6a(1), 6a(2), 6b, 6c,** and **6d**).		
a(1)	Total number of active participants at the beginning of the plan year	**6a(1)**	115
a(2)	Total number of active participants at the end of the plan year	**6a(2)**	111
b	Retired or separated participants receiving benefits	**6b**	0
c	Other retired or separated participants entitled to future benefits	**6c**	18
d	Subtotal. Add lines **6a(2)**, **6b**, and **6c**.	**6d**	129
e	Deceased participants whose beneficiaries are receiving or are entitled to receive benefits.	**6e**	0
f	Total. Add lines **6d** and **6e**.	**6f**	129
g	Number of participants with account balances as of the end of the plan year (only defined contribution plans complete this item)	**6g**	49
h	Number of participants that terminated employment during the plan year with accrued benefits that were less than 100% vested	**6h**	0
7	Enter the total number of employers obligated to contribute to the plan (only multiemployer plans complete this item)	**7**	

8a If the plan provides pension benefits, enter the applicable pension feature codes from the List of Plan Characteristics Codes in the instructions:
2E 2F 2G 2J 2T 3D

b If the plan provides welfare benefits, enter the applicable welfare feature codes from the List of Plan Characteristics Codes in the instructions:

9a Plan funding arrangement (check all that apply)

(1)	[X]	Insurance
(2)	[ ]	Code section 412(e)(3) insurance contracts
(3)	[X]	Trust
(4)	[ ]	General assets of the sponsor

9b Plan benefit arrangement (check all that apply)

(1)	[X]	Insurance
(2)	[ ]	Code section 412(e)(3) insurance contracts
(3)	[ ]	Trust
(4)	[ ]	General assets of the sponsor

10 Check all applicable boxes in 10a and 10b to indicate which schedules are attached, and, where indicated, enter the number attached. (See instructions)

a Pension Schedules

(1)	[X]	**R** (Retirement Plan Information)
(2)	[ ]	**MB** (Multiemployer Defined Benefit Plan and Certain Money Purchase Plan Actuarial Information) - signed by the plan actuary
(3)	[ ]	**SB** (Single-Employer Defined Benefit Plan Actuarial Information) - signed by the plan actuary

b General Schedules

(1)	[X]		**H** (Financial Information)
(2)	[ ]		**I** (Financial Information – Small Plan)
(3)	[X]	1	**A** (Insurance Information)
(4)	[X]		**C** (Service Provider Information)
(5)	[X]		**D** (DFE/Participating Plan Information)
(6)	[ ]		**G** (Financial Transaction Schedules)

Part III **Form M-1 Compliance Information (to be completed by welfare benefit plans)**

11a If the plan provides welfare benefits, was the plan subject to the Form M-1 filing requirements during the plan year? (See instructions and 29 CFR 2520.101-2.) ..... ☐ Yes ☐ No

If "Yes" is checked, complete lines 11b and 11c.

11b Is the plan currently in compliance with the Form M-1 filing requirements? (See instructions and 29 CFR 2520.101-2.) ……..... ☐ Yes ☐ No

11c Enter the Receipt Confirmation Code for the 2015 Form M-1 annual report. If the plan was not required to file the 2015 Form M-1 annual report, enter the Receipt Confirmation Code for the most recent Form M-1 that was required to be filed under the Form M-1 filing requirements. (Failure to enter a valid Receipt Confirmation Code will subject the Form 5500 filing to rejection as incomplete.)

Receipt Confirmation Code_____

SCHEDULE A (Form 5500)

Department of the Treasury
Internal Revenue Service

Department of Labor
Employee Benefits Security Administration

Pension Benefit Guaranty Corporation

Insurance Information

This schedule is required to be filed under section 104 of the Employee Retirement Income Security Act of 1974 (ERISA).

▶ **File as an attachment to Form 5500.**

▶ Insurance companies are required to provide the information pursuant to ERISA section 103(a)(2).

OMB No. 1210-0110

2015

This Form is Open to Public Inspection

For calendar plan year 2015 or fiscal plan year beginning 01/01/2015 and ending 12/31/2015

A Name of plan
TORWEST, INC. 401(K) PLAN

B Three-digit plan number (PN) ▶ 001

C Plan sponsor's name as shown on line 2a of Form 5500
TORWEST, INC.

D Employer Identification Number (EIN)
98-0103397

Part I **Information Concerning Insurance Contract Coverage, Fees, and Commissions** Provide information for each contract on a separate Schedule A. Individual contracts grouped as a unit in Parts II and III can be reported on a single Schedule A.

1 Coverage Information:

(a) Name of insurance carrier
HARTFORD LIFE INSURANCE COMPANY

(b) EIN	(c) NAIC code	(d) Contract or identification number	(e) Approximate number of persons covered at end of policy or contract year	Policy or contract year	
				(f) From	(g) To
06-0974148	88072	GA-710630	49	01/01/2015	12/31/2015

2 Insurance fee and commission information. Enter the total fees and total commissions paid. List in line 3 the agents, brokers, and other persons in descending order of the amount paid.

(a) Total amount of commissions paid	(b) Total amount of fees paid
7824	0

3 Persons receiving commissions and fees. (Complete as many entries as needed to report all persons).

(a) Name and address of the agent, broker, or other person to whom commissions or fees were paid

STIFEL NICOLAUS & COMPANY INC
501 N BROADWAY 7TH FLOOR
ST. LOUIS, MO 63102

(b) Amount of sales and base commissions paid	Fees and other commissions paid		(e) Organization code
	(c) Amount	(d) Purpose	
7824			3

(a) Name and address of the agent, broker, or other person to whom commissions or fees were paid

(b) Amount of sales and base commissions paid	Fees and other commissions paid		(e) Organization code
	(c) Amount	(d) Purpose	

(a) Name and address of the agent, broker, or other person to whom commissions or fees were paid

(b) Amount of sales and base commissions paid	Fees and other commissions paid		**(e)** Organization code
	(c) Amount	**(d)** Purpose	

(a) Name and address of the agent, broker, or other person to whom commissions or fees were paid

(b) Amount of sales and base commissions paid	Fees and other commissions paid		**(e)** Organization code
	(c) Amount	**(d)** Purpose	

(a) Name and address of the agent, broker, or other person to whom commissions or fees were paid

(b) Amount of sales and base commissions paid	Fees and other commissions paid		**(e)** Organization code
	(c) Amount	**(d)** Purpose	

(a) Name and address of the agent, broker, or other person to whom commissions or fees were paid

(b) Amount of sales and base commissions paid	Fees and other commissions paid		**(e)** Organization code
	(c) Amount	**(d)** Purpose	

(a) Name and address of the agent, broker, or other person to whom commissions or fees were paid

(b) Amount of sales and base commissions paid	Fees and other commissions paid		**(e)** Organization code
	(c) Amount	**(d)** Purpose	

Part II Investment and Annuity Contract Information

Where individual contracts are provided, the entire group of such individual contracts with each carrier may be treated as a unit for purposes of this report.

4	Current value of plan's interest under this contract in the general account at year end	4	0
5	Current value of plan's interest under this contract in separate accounts at year end	5	3025659

6 Contracts With Allocated Funds:

a State the basis of premium rates ▶

b	Premiums paid to carrier	6b	
c	Premiums due but unpaid at the end of the year	6c	
d	If the carrier, service, or other organization incurred any specific costs in connection with the acquisition or retention of the contract or policy, enter amount.	6d	

Specify nature of costs ▶

e Type of contract: (1) ☐ individual policies (2) ☐ group deferred annuity

(3) ☐ other (specify) ▶

f If contract purchased, in whole or in part, to distribute benefits from a terminating plan, check here ▶ ☐

7 Contracts With Unallocated Funds (Do not include portions of these contracts maintained in separate accounts)

a Type of contract: (1) ☐ deposit administration (2) ☐ immediate participation guarantee

(3) ☐ guaranteed investment (4) ☒ other ▶ GROUP FUNDING AGREEMENT

b	Balance at the end of the previous year			7b	0
c	Additions: (1) Contributions deposited during the year	7c(1)	0		
	(2) Dividends and credits	7c(2)			
	(3) Interest credited during the year	7c(3)	0		
	(4) Transferred from separate account	7c(4)	0		
	(5) Other (specify below)	7c(5)	0		
	▶				
	(6) Total additions			7c(6)	0
d	Total of balance and additions (add lines **7b** and **7c(6)**).			7d	0
e	Deductions:				
	(1) Disbursed from fund to pay benefits or purchase annuities during year	7e(1)	0		
	(2) Administration charge made by carrier	7e(2)	0		
	(3) Transferred to separate account	7e(3)	0		
	(4) Other (specify below)	7e(4)	0		
	▶				
	(5) Total deductions			7e(5)	0
f	Balance at the end of the current year (subtract line **7e(5)** from line **7d**)			7f	0

Part III Welfare Benefit Contract Information

If more than one contract covers the same group of employees of the same employer(s) or members of the same employee organizations(s), the information may be combined for reporting purposes if such contracts are experience-rated as a unit. Where contracts cover individual employees, the entire group of such individual contracts with each carrier may be treated as a unit for purposes of this report.

8 Benefit and contract type (check all applicable boxes)

a ☐ Health (other than dental or vision) **b** ☐ Dental **c** ☐ Vision **d** ☐ Life insurance

e ☐ Temporary disability (accident and sickness) **f** ☐ Long-term disability **g** ☐ Supplemental unemployment **h** ☐ Prescription drug

i ☐ Stop loss (large deductible) **j** ☐ HMO contract **k** ☐ PPO contract **l** ☐ Indemnity contract

m ☐ Other (specify) ▶

9 Experience-rated contracts:				
a Premiums: (1) Amount received	**9a(1)**			
(2) Increase (decrease) in amount due but unpaid	**9a(2)**			
(3) Increase (decrease) in unearned premium reserve	**9a(3)**			
(4) Earned (**(1)** + **(2)** - **(3)**)			**9a(4)**	
b Benefit charges (1) Claims paid	**9b(1)**			
(2) Increase (decrease) in claim reserves	**9b(2)**			
(3) Incurred claims (add **(1)** and **(2)**)			**9b(3)**	
(4) Claims charged			**9b(4)**	
c Remainder of premium: (1) Retention charges (on an accrual basis) --				
(A) Commissions	**9c(1)(A)**			
(B) Administrative service or other fees	**9c(1)(B)**			
(C) Other specific acquisition costs	**9c(1)(C)**			
(D) Other expenses	**9c(1)(D)**			
(E) Taxes	**9c(1)(E)**			
(F) Charges for risks or other contingencies	**9c(1)(F)**			
(G) Other retention charges	**9c(1)(G)**			
(H) Total retention			**9c(1)(H)**	
(2) Dividends or retroactive rate refunds. (These amounts were ☐ paid in cash, or ☐ credited.)			**9c(2)**	
d Status of policyholder reserves at end of year: (1) Amount held to provide benefits after retirement			**9d(1)**	
(2) Claim reserves			**9d(2)**	
(3) Other reserves			**9d(3)**	
e Dividends or retroactive rate refunds due. (Do not include amount entered in line **9c(2)**.)			**9e**	
10 Nonexperience-rated contracts:				
a Total premiums or subscription charges paid to carrier			**10a**	
b If the carrier, service, or other organization incurred any specific costs in connection with the acquisition or retention of the contract or policy, other than reported in Part I, line 2 above, report amount.			**10b**	

Specify nature of costs ▶

Part IV Provision of Information

11 Did the insurance company fail to provide any information necessary to complete Schedule A? ☐ Yes ☒ No

12 If the answer to line 11 is "Yes," specify the information not provided. ▶

SCHEDULE C (Form 5500)	Service Provider Information	OMB No. 1210-0110
Department of the Treasury Internal Revenue Service Department of Labor Employee Benefits Security Administration Pension Benefit Guaranty Corporation	This schedule is required to be filed under section 104 of the Employee Retirement Income Security Act of 1974 (ERISA). ▶ **File as an attachment to Form 5500.**	**2015** **This Form is Open to Public Inspection.**

For calendar plan year 2015 or fiscal plan year beginning 01/01/2015 and ending 12/31/2015

A Name of plan
TORWEST, INC. 401(K) PLAN

B Three-digit plan number (PN) ▶ 001

C Plan sponsor's name as shown on line 2a of Form 5500
TORWEST, INC.

D Employer Identification Number (EIN)
98-0103397

Part I Service Provider Information (see instructions)

You must complete this Part, in accordance with the instructions, to report the information required for **each person** who received, directly or indirectly, $5,000 or more in total compensation (i.e., money or anything else of monetary value) in connection with services rendered to the plan or the person's position with the plan during the plan year. If a person received **only** eligible indirect compensation for which the plan received the required disclosures, you are required to answer line 1 but are not required to include that person when completing the remainder of this Part.

1 Information on Persons Receiving Only Eligible Indirect Compensation

a Check "Yes" or "No" to indicate whether you are excluding a person from the remainder of this Part because they received only eligible indirect compensation for which the plan received the required disclosures (see instructions for definitions and conditions).. . . . . ☐ Yes ☒ No

b If you answered line 1a "Yes," enter the name and EIN or address of each person providing the required disclosures for the service providers who received only eligible indirect compensation. Complete as many entries as needed (see instructions).

(b) Enter name and EIN or address of person who provided you disclosures on eligible indirect compensation

(b) Enter name and EIN or address of person who provided you disclosure on eligible indirect compensation

(b) Enter name and EIN or address of person who provided you disclosures on eligible indirect compensation

(b) Enter name and EIN or address of person who provided you disclosures on eligible indirect compensation

(b) Enter name and EIN or address of person who provided you disclosures on eligible indirect compensation

(b) Enter name and EIN or address of person who provided you disclosures on eligible indirect compensation

(b) Enter name and EIN or address of person who provided you disclosures on eligible indirect compensation

(b) Enter name and EIN or address of person who provided you disclosures on eligible indirect compensation

(b) Enter name and EIN or address of person who provided you disclosures on eligible indirect compensation

(b) Enter name and EIN or address of person who provided you disclosures on eligible indirect compensation

(b) Enter name and EIN or address of person who provided you disclosures on eligible indirect compensation

(b) Enter name and EIN or address of person who provided you disclosures on eligible indirect compensation

2. Information on Other Service Providers Receiving Direct or Indirect Compensation. Except for those persons for whom you answered "Yes" to line 1a above, complete as many entries as needed to list each person receiving, directly or indirectly, $5,000 or more in total compensation (i.e., money or anything else of value) in connection with services rendered to the plan or their position with the plan during the plan year. (See instructions).

(a) Enter name and EIN or address (see instructions)

MASSMUTUAL LIFE INSURANCE CO.

04-1590850

(b) Service Code(s)	(c) Relationship to employer, employee organization, or person known to be a party-in-interest	(d) Enter direct compensation paid by the plan. If none, enter -0-.	(e) Did service provider receive indirect compensation? (sources other than plan or plan sponsor)	(f) Did indirect compensation include eligible indirect compensation, for which the plan received the required disclosures?	(g) Enter total indirect compensation received by service provider excluding eligible indirect compensation for which you answered "Yes" to element (f). If none, enter -0-.	(h) Did the service provider give you a formula instead of an amount or estimated amount?
15 23 37 38 50 54 55 59 60 62 63 64 65 66 99	NONE	75	Yes [X] No [ ]	Yes [X] No [ ]	0	Yes [X] No [ ]

(a) Enter name and EIN or address (see instructions)

MORNINGSTAR ASSOCIATES, LLC

36-4317381

(b) Service Code(s)	(c) Relationship to employer, employee organization, or person known to be a party-in-interest	(d) Enter direct compensation paid by the plan. If none, enter -0-.	(e) Did service provider receive indirect compensation? (sources other than plan or plan sponsor)	(f) Did indirect compensation include eligible indirect compensation, for which the plan received the required disclosures?	(g) Enter total indirect compensation received by service provider excluding eligible indirect compensation for which you answered "Yes" to element (f). If none, enter -0-.	(h) Did the service provider give you a formula instead of an amount or estimated amount?
49	NONE	0	Yes [X] No [ ]	Yes [ ] No [X]	14	Yes [ ] No [X]

(a) Enter name and EIN or address (see instructions)

(b) Service Code(s)	(c) Relationship to employer, employee organization, or person known to be a party-in-interest	(d) Enter direct compensation paid by the plan. If none, enter -0-.	(e) Did service provider receive indirect compensation? (sources other than plan or plan sponsor)	(f) Did indirect compensation include eligible indirect compensation, for which the plan received the required disclosures?	(g) Enter total indirect compensation received by service provider excluding eligible indirect compensation for which you answered "Yes" to element (f). If none, enter -0-.	(h) Did the service provider give you a formula instead of an amount or estimated amount?
			Yes [ ] No [ ]	Yes [ ] No [ ]		Yes [ ] No [ ]

2. Information on Other Service Providers Receiving Direct or Indirect Compensation. Except for those persons for whom you answered "Yes" to line 1a above, complete as many entries as needed to list each person receiving, directly or indirectly, $5,000 or more in total compensation (i.e., money or anything else of value) in connection with services rendered to the plan or their position with the plan during the plan year. (See instructions).

(a) Enter name and EIN or address (see instructions)

(b) Service Code(s)	(c) Relationship to employer, employee organization, or person known to be a party-in-interest	(d) Enter direct compensation paid by the plan. If none, enter -0-.	(e) Did service provider receive indirect compensation? (sources other than plan or plan sponsor)	(f) Did indirect compensation include eligible indirect compensation, for which the plan received the required disclosures?	(g) Enter total indirect compensation received by service provider excluding eligible indirect compensation for which you answered "Yes" to element (f). If none, enter -0-.	(h) Did the service provider give you a formula instead of an amount or estimated amount?
			Yes ☐ No ☐	Yes ☐ No ☐		Yes ☐ No ☐

(a) Enter name and EIN or address (see instructions)

(b) Service Code(s)	(c) Relationship to employer, employee organization, or person known to be a party-in-interest	(d) Enter direct compensation paid by the plan. If none, enter -0-.	(e) Did service provider receive indirect compensation? (sources other than plan or plan sponsor)	(f) Did indirect compensation include eligible indirect compensation, for which the plan received the required disclosures?	(g) Enter total indirect compensation received by service provider excluding eligible indirect compensation for which you answered "Yes" to element (f). If none, enter -0-.	(h) Did the service provider give you a formula instead of an amount or estimated amount?
			Yes ☐ No ☐	Yes ☐ No ☐		Yes ☐ No ☐

(a) Enter name and EIN or address (see instructions)

(b) Service Code(s)	(c) Relationship to employer, employee organization, or person known to be a party-in-interest	(d) Enter direct compensation paid by the plan. If none, enter -0-.	(e) Did service provider receive indirect compensation? (sources other than plan or plan sponsor)	(f) Did indirect compensation include eligible indirect compensation, for which the plan received the required disclosures?	(g) Enter total indirect compensation received by service provider excluding eligible indirect compensation for which you answered "Yes" to element (f). If none, enter -0-.	(h) Did the service provider give you a formula instead of an amount or estimated amount?
			Yes ☐ No ☐	Yes ☐ No ☐		Yes ☐ No ☐

Part I Service Provider Information (continued)

3 If you reported on line 2 receipt of indirect compensation, other than eligible indirect compensation, by a service provider, and the service provider is a fiduciary or provides contract administrator, consulting, custodial, investment advisory, investment management, broker, or recordkeeping services, answer the following questions for (a) each source from whom the service provider received $1,000 or more in indirect compensation and (b) each source for whom the service provider gave you a formula used to determine the indirect compensation instead of an amount or estimated amount of the indirect compensation. Complete as many entries as needed to report the required information for each source.

(a) Enter service provider name as it appears on line 2	**(b)** Service Codes (see instructions)	**(c)** Enter amount of indirect compensation
MASSMUTUAL LIFE INSURANCE CO.	15 23 37 38 50 54 55 59 60 62 63 64 65 66 99	0
(d) Enter name and EIN (address) of source of indirect compensation	**(e)** Describe the indirect compensation, including any formula used to determine the service provider's eligibility for or the amount of the indirect compensation.	
SEE ATTACHED 04-1590850	SEE ATTACHED	

(a) Enter service provider name as it appears on line 2	**(b)** Service Codes (see instructions)	**(c)** Enter amount of indirect compensation
MORNINGSTAR ASSOCIATES LLC	49	14
(d) Enter name and EIN (address) of source of indirect compensation	**(e)** Describe the indirect compensation, including any formula used to determine the service provider's eligibility for or the amount of the indirect compensation.	
SEE ATTACHED 04-1590850	SEE ATTACHED	

(a) Enter service provider name as it appears on line 2	**(b)** Service Codes (see instructions)	**(c)** Enter amount of indirect compensation
(d) Enter name and EIN (address) of source of indirect compensation	**(e)** Describe the indirect compensation, including any formula used to determine the service provider's eligibility for or the amount of the indirect compensation.	

Part II Service Providers Who Fail or Refuse to Provide Information

4 Provide, to the extent possible, the following information for each service provider who failed or refused to provide the information necessary to complete this Schedule.

(a) Enter name and EIN or address of service provider (see instructions)	**(b)** Nature of Service Code(s)	**(c)** Describe the information that the service provider failed or refused to provide

(a) Enter name and EIN or address of service provider (see instructions)	**(b)** Nature of Service Code(s)	**(c)** Describe the information that the service provider failed or refused to provide

(a) Enter name and EIN or address of service provider (see instructions)	**(b)** Nature of Service Code(s)	**(c)** Describe the information that the service provider failed or refused to provide

(a) Enter name and EIN or address of service provider (see instructions)	**(b)** Nature of Service Code(s)	**(c)** Describe the information that the service provider failed or refused to provide

(a) Enter name and EIN or address of service provider (see instructions)	**(b)** Nature of Service Code(s)	**(c)** Describe the information that the service provider failed or refused to provide

(a) Enter name and EIN or address of service provider (see instructions)	**(b)** Nature of Service Code(s)	**(c)** Describe the information that the service provider failed or refused to provide

Part III Termination Information on Accountants and Enrolled Actuaries (see instructions)

(complete as many entries as needed)

a	Name:	**b** EIN:
c	Position:	
d	Address:	**e** Telephone:

Explanation:

a	Name:	**b** EIN:
c	Position:	
d	Address:	**e** Telephone:

Explanation:

a	Name:	**b** EIN:
c	Position:	
d	Address:	**e** Telephone:

Explanation:

a	Name:	**b** EIN:
c	Position:	
d	Address:	**e** Telephone:

Explanation:

a	Name:	**b** EIN:
c	Position:	
d	Address:	**e** Telephone:

Explanation:

SCHEDULE D (Form 5500)

Department of the Treasury
Internal Revenue Service

Department of Labor
Employee Benefits Security Administration

DFE/Participating Plan Information

This schedule is required to be filed under section 104 of the Employee Retirement Income Security Act of 1974 (ERISA).

▶ **File as an attachment to Form 5500.**

OMB No. 1210-0110

2015

This Form is Open to Public Inspection.

For calendar plan year 2015 or fiscal plan year beginning 01/01/2015 and ending 12/31/2015

A Name of plan
TORWEST, INC. 401(K) PLAN

B Three-digit plan number (PN) ▶ 001

C Plan or DFE sponsor's name as shown on line 2a of Form 5500
TORWEST, INC.

D Employer Identification Number (EIN)
98-0103397

Part I Information on interests in MTIAs, CCTs, PSAs, and 103-12 IEs (to be completed by plans and DFEs)

(Complete as many entries as needed to report all interests in DFEs)

a Name of MTIA, CCT, PSA, or 103-12 IE: SEPARATE ACCOUNT 401

b Name of sponsor of entity listed in (a): HARTFORD LIFE INSURANCE COMPANY

c EIN-PN	**d** Entity code	**e** Dollar value of interest in MTIA, CCT, PSA, or 103-12 IE at end of year (see instructions)
06-0974148-000	P	3025658

a Name of MTIA, CCT, PSA, or 103-12 IE:

b Name of sponsor of entity listed in (a):

c EIN-PN	**d** Entity code	**e** Dollar value of interest in MTIA, CCT, PSA, or 103-12 IE at end of year (see instructions)

a Name of MTIA, CCT, PSA, or 103-12 IE:

b Name of sponsor of entity listed in (a):

c EIN-PN	**d** Entity code	**e** Dollar value of interest in MTIA, CCT, PSA, or 103-12 IE at end of year (see instructions)

a Name of MTIA, CCT, PSA, or 103-12 IE:

b Name of sponsor of entity listed in (a):

c EIN-PN	**d** Entity code	**e** Dollar value of interest in MTIA, CCT, PSA, or 103-12 IE at end of year (see instructions)

a Name of MTIA, CCT, PSA, or 103-12 IE:

b Name of sponsor of entity listed in (a):

c EIN-PN	**d** Entity code	**e** Dollar value of interest in MTIA, CCT, PSA, or 103-12 IE at end of year (see instructions)

a Name of MTIA, CCT, PSA, or 103-12 IE:

b Name of sponsor of entity listed in (a):

c EIN-PN	**d** Entity code	**e** Dollar value of interest in MTIA, CCT, PSA, or 103-12 IE at end of year (see instructions)

a Name of MTIA, CCT, PSA, or 103-12 IE:

b Name of sponsor of entity listed in (a):

c EIN-PN	**d** Entity code	**e** Dollar value of interest in MTIA, CCT, PSA, or 103-12 IE at end of year (see instructions)

a Name of MTIA, CCT, PSA, or 103-12 IE:

b Name of sponsor of entity listed in (a):

c EIN-PN	**d** Entity code	**e** Dollar value of interest in MTIA, CCT, PSA, or 103-12 IE at end of year (see instructions)

a Name of MTIA, CCT, PSA, or 103-12 IE:

b Name of sponsor of entity listed in (a):

c EIN-PN	**d** Entity code	**e** Dollar value of interest in MTIA, CCT, PSA, or 103-12 IE at end of year (see instructions)

a Name of MTIA, CCT, PSA, or 103-12 IE:

b Name of sponsor of entity listed in (a):

c EIN-PN	**d** Entity code	**e** Dollar value of interest in MTIA, CCT, PSA, or 103-12 IE at end of year (see instructions)

a Name of MTIA, CCT, PSA, or 103-12 IE:

b Name of sponsor of entity listed in (a):

c EIN-PN	**d** Entity code	**e** Dollar value of interest in MTIA, CCT, PSA, or 103-12 IE at end of year (see instructions)

a Name of MTIA, CCT, PSA, or 103-12 IE:

b Name of sponsor of entity listed in (a):

c EIN-PN	**d** Entity code	**e** Dollar value of interest in MTIA, CCT, PSA, or 103-12 IE at end of year (see instructions)

a Name of MTIA, CCT, PSA, or 103-12 IE:

b Name of sponsor of entity listed in (a):

c EIN-PN	**d** Entity code	**e** Dollar value of interest in MTIA, CCT, PSA, or 103-12 IE at end of year (see instructions)

a Name of MTIA, CCT, PSA, or 103-12 IE:

b Name of sponsor of entity listed in (a):

c EIN-PN	**d** Entity code	**e** Dollar value of interest in MTIA, CCT, PSA, or 103-12 IE at end of year (see instructions)

a Name of MTIA, CCT, PSA, or 103-12 IE:

b Name of sponsor of entity listed in (a):

c EIN-PN	**d** Entity code	**e** Dollar value of interest in MTIA, CCT, PSA, or 103-12 IE at end of year (see instructions)

a Name of MTIA, CCT, PSA, or 103-12 IE:

b Name of sponsor of entity listed in (a):

c EIN-PN	**d** Entity code	**e** Dollar value of interest in MTIA, CCT, PSA, or 103-12 IE at end of year (see instructions)

a Name of MTIA, CCT, PSA, or 103-12 IE:

b Name of sponsor of entity listed in (a):

c EIN-PN	**d** Entity code	**e** Dollar value of interest in MTIA, CCT, PSA, or 103-12 IE at end of year (see instructions)

a Name of MTIA, CCT, PSA, or 103-12 IE:

b Name of sponsor of entity listed in (a):

c EIN-PN	**d** Entity code	**e** Dollar value of interest in MTIA, CCT, PSA, or 103-12 IE at end of year (see instructions)

Part II Information on Participating Plans (to be completed by DFEs)

(Complete as many entries as needed to report all participating plans)

a Plan name

b Name of plan sponsor	**c** EIN-PN

a Plan name

b Name of plan sponsor	**c** EIN-PN

a Plan name

b Name of plan sponsor	**c** EIN-PN

a Plan name

b Name of plan sponsor	**c** EIN-PN

a Plan name

b Name of plan sponsor	**c** EIN-PN

a Plan name

b Name of plan sponsor	**c** EIN-PN

a Plan name

b Name of plan sponsor	**c** EIN-PN

a Plan name

b Name of plan sponsor	**c** EIN-PN

a Plan name

b Name of plan sponsor	**c** EIN-PN

a Plan name

b Name of plan sponsor	**c** EIN-PN

a Plan name

b Name of plan sponsor	**c** EIN-PN

a Plan name

b Name of plan sponsor	**c** EIN-PN

a Plan name

b Name of plan sponsor	**c** EIN-PN

SCHEDULE H (Form 5500)

Department of the Treasury
Internal Revenue Service

Department of Labor
Employee Benefits Security Administration

Pension Benefit Guaranty Corporation

Financial Information

This schedule is required to be filed under section 104 of the Employee Retirement Income Security Act of 1974 (ERISA), and section 6058(a) of the Internal Revenue Code (the Code).

▶ **File as an attachment to Form 5500.**

OMB No. 1210-0110

2015

This Form is Open to Public Inspection

For calendar plan year 2015 or fiscal plan year beginning 01/01/2015 and ending 12/31/2015

A Name of plan
TORWEST, INC. 401(K) PLAN

B Three-digit plan number (PN) ▶ 001

C Plan sponsor's name as shown on line 2a of Form 5500
TORWEST, INC.

D Employer Identification Number (EIN)
98-0103397

Part I Asset and Liability Statement

1 Current value of plan assets and liabilities at the beginning and end of the plan year. Combine the value of plan assets held in more than one trust. Report the value of the plan's interest in a commingled fund containing the assets of more than one plan on a line-by-line basis unless the value is reportable on lines 1c(9) through 1c(14). Do not enter the value of that portion of an insurance contract which guarantees, during this plan year, to pay a specific dollar benefit at a future date. **Round off amounts to the nearest dollar.** MTIAs, CCTs, PSAs, and 103-12 IEs do not complete lines 1b(1), 1b(2), 1c(8), 1g, 1h, and 1i. CCTs, PSAs, and 103-12 IEs also do not complete lines 1d and 1e. See instructions.

Assets		(a) Beginning of Year	(b) End of Year
a Total noninterest-bearing cash	1a		
b Receivables (less allowance for doubtful accounts):			
(1) Employer contributions	1b(1)		
(2) Participant contributions	1b(2)		
(3) Other	1b(3)		
c General investments:			
(1) Interest-bearing cash (include money market accounts & certificates of deposit)	1c(1)	0	0
(2) U.S. Government securities	1c(2)		
(3) Corporate debt instruments (other than employer securities):			
(A) Preferred	1c(3)(A)		
(B) All other	1c(3)(B)	0	0
(4) Corporate stocks (other than employer securities):			
(A) Preferred	1c(4)(A)		
(B) Common	1c(4)(B)	0	0
(5) Partnership/joint venture interests	1c(5)		
(6) Real estate (other than employer real property)	1c(6)		
(7) Loans (other than to participants)	1c(7)		
(8) Participant loans	1c(8)	0	0
(9) Value of interest in common/collective trusts	1c(9)	0	0
(10) Value of interest in pooled separate accounts	1c(10)	0	0
(11) Value of interest in master trust investment accounts	1c(11)		
(12) Value of interest in 103-12 investment entities	1c(12)		
(13) Value of interest in registered investment companies (e.g., mutual funds)	1c(13)	2852905	3025658
(14) Value of funds held in insurance company general account (unallocated contracts)	1c(14)	0	0
(15) Other	1c(15)	0	0

			(a) Beginning of Year	(b) End of Year
1d	Employer-related investments:			
	(1) Employer securities	1d(1)	0	0
	(2) Employer real property	1d(2)		
e	Buildings and other property used in plan operation	1e		
f	Total assets (add all amounts in lines 1a through 1e)	1f	2852905	3025658
	Liabilities			
g	Benefit claims payable	1g		
h	Operating payables	1h		
i	Acquisition indebtedness	1i		
j	Other liabilities	1j		
k	Total liabilities (add all amounts in lines 1g through1j)	1k	0	0
	Net Assets			
l	Net assets (subtract line 1k from line 1f)	1l	2852905	3025658

Part II Income and Expense Statement

2 Plan income, expenses, and changes in net assets for the year. Include all income and expenses of the plan, including any trust(s) or separately maintained fund(s) and any payments/receipts to/from insurance carriers. Round off amounts to the nearest dollar. MTIAs, CCTs, PSAs, and 103-12 IEs do not complete lines 2a, 2b(1)(E), 2e, 2f, and 2g.

	Income		(a) Amount	(b) Total
a	**Contributions:**			
	(1) Received or receivable in cash from: **(A)** Employers	2a(1)(A)	0	
	(B) Participants	2a(1)(B)	258956	
	(C) Others (including rollovers)	2a(1)(C)	0	
	(2) Noncash contributions	2a(2)		
	(3) Total contributions. Add lines **2a(1)(A), (B), (C),** and line **2a(2)**	2a(3)		258956
b	**Earnings on investments:**			
	(1) Interest:			
	(A) Interest-bearing cash (including money market accounts and certificates of deposit)	2b(1)(A)	0	
	(B) U.S. Government securities	2b(1)(B)		
	(C) Corporate debt instruments	2b(1)(C)		
	(D) Loans (other than to participants)	2b(1)(D)		
	(E) Participant loans	2b(1)(E)	0	
	(F) Other	2b(1)(F)	0	
	(G) Total interest. Add lines **2b(1)(A)** through **(F)**	2b(1)(G)		0
	(2) Dividends: **(A)** Preferred stock	2b(2)(A)		
	(B) Common stock	2b(2)(B)	0	
	(C) Registered investment company shares (e.g. mutual funds)	2b(2)(C)		
	(D) Total dividends. Add lines **2b(2)(A)**, **(B)**, and **(C)**	2b(2)(D)		0
	(3) Rents	2b(3)		
	(4) Net gain (loss) on sale of assets: **(A)** Aggregate proceeds	2b(4)(A)		
	(B) Aggregate carrying amount (see instructions)	2b(4)(B)		
	(C) Subtract line **2b(4)(B)** from line **2b(4)(A)** and enter result	2b(4)(C)		0
	(5) Unrealized appreciation (depreciation) of assets: **(A)** Real estate	2b(5)(A)		
	(B) Other	2b(5)(B)	0	
	(C) Total unrealized appreciation of assets. Add lines **2b(5)(A)** and **(B)**	2b(5)(C)		0

		(a) Amount	(b) Total
(6) Net investment gain (loss) from common/collective trusts	2b(6)		0
(7) Net investment gain (loss) from pooled separate accounts	2b(7)		-75899
(8) Net investment gain (loss) from master trust investment accounts	2b(8)		
(9) Net investment gain (loss) from 103-12 investment entities	2b(9)		
(10) Net investment gain (loss) from registered investment companies (e.g., mutual funds)	2b(10)		0
c Other income	2c		0
d Total income. Add all **income** amounts in column (b) and enter total	2d		183057
Expenses			
e Benefit payment and payments to provide benefits:			
(1) Directly to participants or beneficiaries, including direct rollovers	2e(1)	10229	
(2) To insurance carriers for the provision of benefits	2e(2)		
(3) Other	2e(3)		
(4) Total benefit payments. Add lines **2e(1)** through **(3)**	2e(4)		10229
f Corrective distributions (see instructions)	2f		0
g Certain deemed distributions of participant loans (see instructions)	2g		0
h Interest expense	2h		
i Administrative expenses: (1) Professional fees	2i(1)		
(2) Contract administrator fees	2i(2)		
(3) Investment advisory and management fees	2i(3)		
(4) Other	2i(4)	75	
(5) Total administrative expenses. Add lines **2i(1)** through **(4)**	2i(5)		75
j Total expenses. Add all **expense** amounts in column (b) and enter total	2j		10304
Net Income and Reconciliation			
k Net income (loss). Subtract line **2j** from line **2d**	2k		172753
l Transfers of assets:			
(1) To this plan	2l(1)		0
(2) From this plan	2l(2)		0

Part III Accountant's Opinion

3 Complete lines 3a through 3c if the opinion of an independent qualified public accountant is attached to this Form 5500. Complete line 3d if an opinion is not attached.

a The attached opinion of an independent qualified public accountant for this plan is (see instructions):

(1) [ ] Unqualified (2) [ ] Qualified (3) [X] Disclaimer (4) [ ] Adverse

b Did the accountant perform a limited scope audit pursuant to 29 CFR 2520.103-8 and/or 103-12(d)? [X] Yes [ ] No

c Enter the name and EIN of the accountant (or accounting firm) below:

(1) Name: THOMAS & CLOUGH CO., P.A. (2) EIN: 65-0525738

d The opinion of an independent qualified public accountant is **not attached** because:

(1) [ ] This form is filed for a CCT, PSA, or MTIA. (2) [ ] It will be attached to the next Form 5500 pursuant to 29 CFR 2520.104-50.

Part IV Compliance Questions

4 CCTs and PSAs do not complete Part IV. MTIAs, 103-12 IEs, and GIAs do not complete lines 4a, 4e, 4f, 4g, 4h, 4k, 4m, 4n, or 5. 103-12 IEs also do not complete lines 4j and 4l. MTIAs also do not complete line 4l.

During the plan year:

		Yes	No	N/A	Amount
a Was there a failure to transmit to the plan any participant contributions within the time period described in 29 CFR 2510.3-102? Continue to answer "Yes" for any prior year failures until fully corrected. (See instructions and DOL's Voluntary Fiduciary Correction Program.)	4a		X		
b Were any loans by the plan or fixed income obligations due the plan in default as of the close of the plan year or classified during the year as uncollectible? Disregard participant loans secured by participant's account balance. (Attach Schedule G (Form 5500) Part I if "Yes" is checked.)	4b		X		

			Yes	No	N/A	Amount
c	Were any leases to which the plan was a party in default or classified during the year as uncollectible? (Attach Schedule G (Form 5500) Part II if "Yes" is checked.)	4c		X		
d	Were there any nonexempt transactions with any party-in-interest? (Do not include transactions reported on line 4a. Attach Schedule G (Form 5500) Part III if "Yes" is checked.)	4d		X		
e	Was this plan covered by a fidelity bond?	4e	X			200000
f	Did the plan have a loss, whether or not reimbursed by the plan's fidelity bond, that was caused by fraud or dishonesty?	4f		X		
g	Did the plan hold any assets whose current value was neither readily determinable on an established market nor set by an independent third party appraiser?	4g		X		
h	Did the plan receive any noncash contributions whose value was neither readily determinable on an established market nor set by an independent third party appraiser?	4h		X		
i	Did the plan have assets held for investment? (Attach schedule(s) of assets if "Yes" is checked, and see instructions for format requirements.)	4i	X			
j	Were any plan transactions or series of transactions in excess of 5% of the current value of plan assets? (Attach schedule of transactions if "Yes" is checked, and see instructions for format requirements.)	4j		X		
k	Were all the plan assets either distributed to participants or beneficiaries, transferred to another plan, or brought under the control of the PBGC?	4k		X		
l	Has the plan failed to provide any benefit when due under the plan?	4l		X		
m	If this is an individual account plan, was there a blackout period? (See instructions and 29 CFR 2520.101-3.)	4m		X		
n	If 4m was answered "Yes," check the "Yes" box if you either provided the required notice or one of the exceptions to providing the notice applied under 29 CFR 2520.101-3.	4n				
o	Did the plan trust incur unrelated business taxable income?	4o				
p	Were in-service distributions made during the plan year?	4p				

5a Has a resolution to terminate the plan been adopted during the plan year or any prior plan year? If "Yes," enter the amount of any plan assets that reverted to the employer this year ☐ **Yes** ☒ **No** **Amount:**

5b If, during this plan year, any assets or liabilities were transferred from this plan to another plan(s), identify the plan(s) to which assets or liabilities were transferred. (See instructions.)

5b(1) Name of plan(s)	**5b(2)** EIN(s)	**5b(3)** PN(s)

5c If the plan is a defined benefit plan, is it covered under the PBGC insurance program (see ERISA section 4021)? ..... ☐ Yes ☐ No ☐ Not determined

Part V Trust Information

6a Name of trust

6b Trust's EIN

6c Name of trustee or custodian

6d Trustee's or custodian's telephone number

SCHEDULE R (Form 5500)

Department of the Treasury
Internal Revenue Service

Department of Labor
Employee Benefits Security Administration

Pension Benefit Guaranty Corporation

Retirement Plan Information

This schedule is required to be filed under section 104 and 4065 of the Employee Retirement Income Security Act of 1974 (ERISA) and section 6058(a) of the Internal Revenue Code (the Code).

▶ **File as an attachment to Form 5500.**

OMB No. 1210-0110

2015

This Form is Open to Public Inspection.

For calendar plan year 2015 or fiscal plan year beginning 01/01/2015 and ending 12/31/2015

A Name of plan
TORWEST, INC. 401(K) PLAN

B Three-digit plan number (PN) ▶ 001

C Plan sponsor's name as shown on line 2a of Form 5500
TORWEST, INC.

D Employer Identification Number (EIN)
98-0103397

Part I Distributions

All references to distributions relate only to payments of benefits during the plan year.

1 Total value of distributions paid in property other than in cash or the forms of property specified in the instructions **1** 0

2 Enter the EIN(s) of payor(s) who paid benefits on behalf of the plan to participants or beneficiaries during the year (if more than two, enter EINs of the two payors who paid the greatest dollar amounts of benefits):

EIN(s): 04-1590850

Profit-sharing plans, ESOPs, and stock bonus plans, skip line 3.

3 Number of participants (living or deceased) whose benefits were distributed in a single sum, during the plan year **3**

Part II Funding Information (If the plan is not subject to the minimum funding requirements of section of 412 of the Internal Revenue Code or ERISA section 302, skip this Part)

4 Is the plan administrator making an election under Code section 412(d)(2) or ERISA section 302(d)(2)? ☐ **Yes** ☐ **No** ☐ **N/A**

If the plan is a defined benefit plan, go to line 8.

5 If a waiver of the minimum funding standard for a prior year is being amortized in this plan year, see instructions and enter the date of the ruling letter granting the waiver. **Date:** Month _____ Day _____ Year _____

If you completed line 5, complete lines 3, 9, and 10 of Schedule MB and do not complete the remainder of this schedule.

6 a Enter the minimum required contribution for this plan year (include any prior year accumulated funding deficiency not waived) **6a**

b Enter the amount contributed by the employer to the plan for this plan year **6b**

c Subtract the amount in line 6b from the amount in line 6a. Enter the result (enter a minus sign to the left of a negative amount) **6c**

If you completed line 6c, skip lines 8 and 9.

7 Will the minimum funding amount reported on line 6c be met by the funding deadline? ☐ **Yes** ☐ **No** ☐ **N/A**

8 If a change in actuarial cost method was made for this plan year pursuant to a revenue procedure or other authority providing automatic approval for the change or a class ruling letter, does the plan sponsor or plan administrator agree with the change? ☐ **Yes** ☐ **No** ☐ **N/A**

Part III Amendments

9 If this is a defined benefit pension plan, were any amendments adopted during this plan year that increased or decreased the value of benefits? If yes, check the appropriate box. If no, check the "No" box. ☐ **Increase** ☐ **Decrease** ☐ **Both** ☐ **No**

Part IV ESOPs (see instructions). If this is not a plan described under Section 409(a) or 4975(e)(7) of the Internal Revenue Code, skip this Part.

10 Were unallocated employer securities or proceeds from the sale of unallocated securities used to repay any exempt loan? ☐ **Yes** ☐ **No**

11 a Does the ESOP hold any preferred stock? ☐ **Yes** ☐ **No**

b If the ESOP has an outstanding exempt loan with the employer as lender, is such loan part of a "back-to-back" loan? (See instructions for definition of "back-to-back" loan.) ☐ **Yes** ☐ **No**

12 Does the ESOP hold any stock that is not readily tradable on an established securities market? ☐ **Yes** ☐ **No**

Part V Additional Information for Multiemployer Defined Benefit Pension Plans

13 Enter the following information for each employer that contributed more than 5% of total contributions to the plan during the plan year (measured in dollars). See instructions. *Complete as many entries as needed to report all applicable employers.*

a Name of contributing employer

b EIN **c** Dollar amount contributed by employer

d Date collective bargaining agreement expires *(If employer contributes under more than one collective bargaining agreement, check box* ☐ *and see instructions regarding required attachment. Otherwise, enter the applicable date.)* Month _____ Day _____ Year _____

e Contribution rate information *(If more than one rate applies, check this box* ☐ *and see instructions regarding required attachment. Otherwise, complete lines 13e(1) and 13e(2).)*
(1) Contribution rate (in dollars and cents) _____
(2) Base unit measure: ☐ Hourly ☐ Weekly ☐ Unit of production ☐ Other (specify):

---

a Name of contributing employer

b EIN **c** Dollar amount contributed by employer

d Date collective bargaining agreement expires *(If employer contributes under more than one collective bargaining agreement, check box* ☐ *and see instructions regarding required attachment. Otherwise, enter the applicable date.)* Month _____ Day _____ Year _____

e Contribution rate information *(If more than one rate applies, check this box* ☐ *and see instructions regarding required attachment. Otherwise, complete lines 13e(1) and 13e(2).)*
(1) Contribution rate (in dollars and cents) _____
(2) Base unit measure: ☐ Hourly ☐ Weekly ☐ Unit of production ☐ Other (specify): _____

---

a Name of contributing employer

b EIN **c** Dollar amount contributed by employer

d Date collective bargaining agreement expires *(If employer contributes under more than one collective bargaining agreement, check box* ☐ *and see instructions regarding required attachment. Otherwise, enter the applicable date.)* Month _____ Day _____ Year _____

e Contribution rate information *(If more than one rate applies, check this box* ☐ *and see instructions regarding required attachment. Otherwise, complete lines 13e(1) and 13e(2).)*
(1) Contribution rate (in dollars and cents) _____
(2) Base unit measure: ☐ Hourly ☐ Weekly ☐ Unit of production ☐ Other (specify): _____

---

a Name of contributing employer

b EIN **c** Dollar amount contributed by employer

d Date collective bargaining agreement expires *(If employer contributes under more than one collective bargaining agreement, check box* ☐ *and see instructions regarding required attachment. Otherwise, enter the applicable date.)* Month _____ Day _____ Year _____

e Contribution rate information *(If more than one rate applies, check this box* ☐ *and see instructions regarding required attachment. Otherwise, complete lines 13e(1) and 13e(2).)*
(1) Contribution rate (in dollars and cents) _____
(2) Base unit measure: ☐ Hourly ☐ Weekly ☐ Unit of production ☐ Other (specify): _____

---

a Name of contributing employer

b EIN **c** Dollar amount contributed by employer

d Date collective bargaining agreement expires *(If employer contributes under more than one collective bargaining agreement, check box* ☐ *and see instructions regarding required attachment. Otherwise, enter the applicable date.)* Month _____ Day _____ Year _____

e Contribution rate information *(If more than one rate applies, check this box* ☐ *and see instructions regarding required attachment. Otherwise, complete lines 13e(1) and 13e(2).)*
(1) Contribution rate (in dollars and cents) _____
(2) Base unit measure: ☐ Hourly ☐ Weekly ☐ Unit of production ☐ Other (specify): _____

---

a Name of contributing employer

b EIN **c** Dollar amount contributed by employer

d Date collective bargaining agreement expires *(If employer contributes under more than one collective bargaining agreement, check box* ☐ *and see instructions regarding required attachment. Otherwise, enter the applicable date.)* Month _____ Day _____ Year _____

e Contribution rate information *(If more than one rate applies, check this box* ☐ *and see instructions regarding required attachment. Otherwise, complete lines 13e(1) and 13e(2).)*
(1) Contribution rate (in dollars and cents) _____
(2) Base unit measure: ☐ Hourly ☐ Weekly ☐ Unit of production ☐ Other (specify): _____

14 Enter the number of participants on whose behalf no contributions were made by an employer as an employer of the participant for:

a The current year	**14a**	
b The plan year immediately preceding the current plan year	**14b**	
c The second preceding plan year	**14c**	

15 Enter the ratio of the number of participants under the plan on whose behalf no employer had an obligation to make an employer contribution during the current plan year to:

a The corresponding number for the plan year immediately preceding the current plan year	**15a**	
b The corresponding number for the second preceding plan year	**15b**	

16 Information with respect to any employers who withdrew from the plan during the preceding plan year:

a Enter the number of employers who withdrew during the preceding plan year	**16a**	
b If line 16a is greater than 0, enter the aggregate amount of withdrawal liability assessed or estimated to be assessed against such withdrawn employers	**16b**	

17 If assets and liabilities from another plan have been transferred to or merged with this plan during the plan year, check box and see instructions regarding supplemental information to be included as an attachment. ☐

Part VI Additional Information for Single-Employer and Multiemployer Defined Benefit Pension Plans

18 If any liabilities to participants or their beneficiaries under the plan as of the end of the plan year consist (in whole or in part) of liabilities to such participants and beneficiaries under two or more pension plans as of immediately before such plan year, check box and see instructions regarding supplemental information to be included as an attachment ☐

19 If the total number of participants is 1,000 or more, complete lines (a) through (c)

a Enter the percentage of plan assets held as:
Stock: _____% Investment-Grade Debt: _____% High-Yield Debt: _____% Real Estate: _____% Other: _____%

b Provide the average duration of the combined investment-grade and high-yield debt:
☐ 0-3 years ☐ 3-6 years ☐ 6-9 years ☐ 9-12 years ☐ 12-15 years ☐ 15-18 years ☐ 18-21 years ☐ 21 years or more

c What duration measure was used to calculate line 19(b)?
☐ Effective duration ☐ Macaulay duration ☐ Modified duration ☐ Other (specify):

Part VII IRS Compliance Questions

20a Is the plan a 401(k) plan?	☐ Yes	☐ No
20b If "Yes," how does the 401(k) plan satisfy the nondiscrimination requirements for employee deferrals and employer matching contributions (as applicable) under sections 401(k)(3) and 401(m)(2)?	☐ Design-based safe harbor method	☐ ADP/ACP test
20c If the ADP/ACP test is used, did the 401(k) plan perform ADP/ACP testing for the plan year using the "current year testing method" for nonhighly compensated employees (Treas. Reg sections 1.401(k)-2(a)(2)(ii) and 1.401(m)-2(a)(2)(ii))?	☐ Yes	☐ No
21a Check the box to indicate the method used by the plan to satisfy the coverage requirements under section 410(b):	☐ Ratio percentage test	☐ Average benefit test
21b Does the plan satisfy the coverage and nondiscrimination tests of sections 410(b) and 401(a)(4) by combining this plan with any other plans under the permissive aggregation rules?	☐ Yes	☐ No
22a Has the plan been timely amended for all required tax law changes?	☐ Yes	☐ No ☐ N/A

22b Date the last plan amendment/restatement for the required tax law changes was adopted ____/____/____. Enter the applicable code _____ (See instructions for tax law changes and codes).

22c If the plan sponsor is an adopter of a pre-approved master and prototype (M&P) or volume submitter plan that is subject to a favorable IRS opinion or advisory letter, enter the date of that favorable letter _____/_____/_____ and the letter's serial number _____.

22d If the plan is an individually-designed plan and received a favorable determination letter from the IRS, enter the date of the plan's last favorable determination letter _____/_____/_____.

23 Is the Plan maintained in a U.S. territory (i.e., Puerto Rico (if no election under ERISA section 1022(i)(2) has been made), American Samoa, Guam, the Commonwealth of the Northern Mariana Islands or the U.S. Virgin Islands)?	☐ Yes	☐ No

TC *Thomas & Clough Co., P.A.*

CERTIFIED PUBLIC ACCOUNTANTS

October 14, 2016

Mrs. Jane Ford
Plan Administrator
Torwest, Inc 401(k) Plan
3125 Windsor Blvd.
Vero Beach, FL 32963

We have conducted a DOL limited-scope audit of the financial statements of Torwest, Inc 401(k) Plan for the year ended December 31, 2015, and have issued our report thereon dated October 14, 2016. As permitted by 29 CFR 2520.103-8 of the Department of Labor's Rules and Regulations for Reporting and Disclosure under the Employee Retirement Income Security Act of 1974, the plan administrator instructed us not to perform, and we did not perform, any auditing procedures with respect to the information summarized in Note 3 to those financial statements. Because of the significance of the information that we did not audit, we are unable to, and have not, expressed an opinion on those financial statements and the supplemental schedules taken as a whole. We did, however, audit the form and content of the information included in the financial statements and supplemental schedules, other than that derived from the information certified by the custodian, in accordance with auditing standards generally accepted in the United States of America and found them to be presented in compliance with the DOL's Rules and Regulations for Reporting and Disclosure under ERISA. Professional standards require that we provide you with information about our responsibilities under generally accepted auditing standards, as well as certain information related to the planned scope and timing of our audit. We have communicated such information in our letter to you dated October 14, 2016. Professional standards also require that we communicate to you the following information related to our audit.

Significant Audit Findings

Qualitative Aspect of Accounting Practices
You are responsible for the selection and use of appropriate accounting policies. The significant accounting policies used by Torwest, Inc 401(k) are described in Note 2 to the financial statements. No new accounting policies were adopted and the application of existing policies was not changed during 2014. We noted no transaction entered into by the Plan during the year for which there is a lack of authoritative guidance or consensus. All significant transactions have been recognized in the financial statement in the proper period.

Difficulties Encountered in Performing the Audit
We encountered no significant difficulties in performing and completing our audit.

Uncorrected Misstatements
Professional standards require us to accumulate all misstatements identified during the audit, other than those that are clearly trivial. We encountered no uncorrected misstatements in performing and completing our audit.

1919 North Flagler Drive, Suite 300 / West Palm Beach, Florida 33407
Telephone: (561) 655-2004 / Facsimile: (561) 655-2322

Members: American Institute of Certified Public Accountants / Florida Institute of Certified Public Accountants
The CPA. Never Underestimate The Value.℠

Disagreements with Management
We encountered no disagreements with management in performing and completing our audit.

Management Representations
We have requested certain representations from management that are included in the management representation letter dated October 14, 2016.

Management Consultations with Other Independent Accountants
In some cases, management may decide to consult with other accountants about auditing and accounting matters, similar to obtaining a "second opinion" on certain situations. If a consultation involves application of an accounting principle to the Plan's financial statements or a determination of the type of auditor's opinion that may be expressed on those statements, our professional standards require the consulting accountant to check with us to determine that the consultant has all the relevant facts. To our knowledge, there were no such consultations with other accountants.

Other Matters
With respect to the supplementary information accompanying the financial statements, we made certain inquiries of you and evaluated the form, content, and methods of preparing the information to determine that the information complies with the DOL's Rules and Regulations for Reporting and Disclosure under ERISA, the method of preparing it has not changed from the prior period, and the information is appropriate and complete in relation to our audit of the financial statements. We compared and reconciled the supplementary information to the underlying accounting records used to prepare the financial statements or to the financial statements themselves.

This information is intended solely for the use of Jane Ford, plan administrator of Torwest Inc. 401(k) Plan and is not intended to be, and should not be, used by anyone other than the specified party.

Very truly yours,



Thomas & Clough Co., P.A.

Fee and Compensation Disclosure Report

This document is intended to assist a plan administrator ("you") in completing the Form 5500 Schedule C[1] by identifying different types of compensation paid with respect to the product utilized by your plan.

As permitted under the Schedule C rules, compensation is disclosed in the attached report as an actual dollar amount, an estimate or a formula or rate.

- Where an actual dollar amount of compensation is disclosed, no further notation regarding compensation calculations is generally provided.
- Where an estimate of the compensation amount is disclosed, we have used a reasonable method to arrive at the estimate and we have described the method used to arrive at the estimated amount.
- Where a formula or rate is provided to report compensation, we have used a reasonable method to arrive at the estimate and we have described the method used to arrive at the estimated amount. This formula or rate may be disclosed to describe the compensation to which it applies under the Schedule C rules. Alternatively, for purposes of Schedule C disclosure or in connection with your fiduciary review of the compensation paid with respect to the services, products and investment options utilized by the plan, you may calculate and disclose an actual or estimated dollar amount by multiplying the rate by the total assets to which it applies.

Please note that, unless otherwise indicated in the descriptions contained in this report, direct compensation is presented on a plan year basis 01/01/2015 - 12/31/2015 and indirect compensation is presented on a calendar year basis ending 12/31/2015.

This report includes compensation actually paid to or by MassMutual within the indicated plan year as part of your MassMutual-serviced product. *(Note: If the plan year period or plan year end indicated in this Schedule C reporting package is incorrect, please notify your MassMutual customer service representative immediately).* This report does not include amounts deducted from plan assets and paid to third parties (other than MassMutual). In addition, the report does not include compensation related to investments held by the plan that are not serviced on our recordkeeping system. You should contact your other service providers for reportable compensation information. You may also receive information on the compensation reported here from other service providers as is described below.

Please note that we have provided suggested service codes with respect to services provided through our product. Please review all Schedule C and other Form 5500 materials with your experienced benefits counsel and other professionals to determine the most appropriate codes for your plan. In addition, please note that because, among other potential considerations, plans with fewer than 100 participants (as of the beginning of the plan year) are generally not required to file Schedule C, you should refer to the instructions provided by the IRS for Schedule C and/or review the applicability of Schedule C to your plan with your experienced tax/benefits counsel, to determine whether it is necessary for the plan to report the information contemplated by this report.

Please contact your MassMutual Service Team should you require additional information regarding the compensation paid to or by MassMutual with respect to your plan.

****

Information provided in this document and related materials we provide are not intended to be and shall not be deemed tax advice, tax form preparation services, legal advice, advice to plans regarding compliance with ERISA reporting compliance, or accounting or other professional services. As described above, the information contained in this report may not cover all of the compensation received by the plan's service providers. We strongly encourage you to review all Schedule C and other Form 5500 materials with experienced benefits counsel and other professionals.

---

[1]Please refer to the Schedule C of the Form 5500 and its instructions (available at: http://www.dol.gov/ebsa/5500main.html), and please confer with experienced benefits counsel and other professionals, to determine the applicability of Schedule C to your plan.

FORM 5500 SCHEDULE C REPORT
SCHEDULE C, LINE 2(h) AND LINE 3(e) FORMULA DESCRIPTION

LOU RITENOUR DECORATORS, INC. 401(K) PLAN (711630)
EIN #: 34-1092625

Please note that, unless otherwise indicated in the descriptions contained in this report, direct compensation is presented on a plan year basis 01/01/2015 - 12/31/2015 and indirect compensation is presented on a calendar year basis ending 12/31/2015.

For use with lines 2(h), 3(c), 3(d), 3(e)

Total Direct Compensation Paid **$75.00**

The total amount identified above reflects all fees deducted from plan assets at the plan administrator's direction for the plan year. Service providers which have received portions of these direct fees are listed below, along with the amount of fees they received. Please note that if there is a discrepancy between the total direct fees reported above and the sum of the direct fees reported below, you should contact your other service providers or your plan records to identify the recipient(s) of the fees and any other information relevant to your Schedule C filing.

Recipient: Massachusetts Mutual Life Insurance Company EIN: 04-1590850

Service Codes: 15, 23, 37, 38, 54, 55, 59, 60, 62, 63, 64, 65, 66, 99, 50 (if direct compensation amount reflected below)

Direct Compensation **$75.00**

The total amount identified above reflects fees deducted from plan assets at the plan administrator's direction for the 2015 plan year for the above named recipient. Please review other service providers, below, to determine whether direct fees were also paid to them. Also, please review your records to determine whether other service providers may have received any compensation not reported below (e.g., a reimbursement paid to any plan fiduciary, your employee benefits counsel, or a plan auditor).

Note: Due to system accounting protocols (including 'cash basis' accounting), amounts reported as Direct Compensation and amounts reported as paid to Massachusetts Mutual Life Insurance Company ("MMLIC") are the net result of aggregating direct compensation after the effects of adjustments processed in 2015, some of which may have pertained to prior years.

Please review the detailed breakdown at the end of the report for further information.

Indirect Compensation

Float compensation **$0.08**

Bank accounts and investments associated with short-term investment pool

This is an estimate based on the annual average rate of float (0.573% for 2015) earned on the bank accounts and investments associated with the short-term investment pool for the 2015 calendar year multiplied by an estimate of the assets related to uncashed checks.* This estimate does not include float earned for any other reason (e.g., if amounts remitted cannot be immediately invested because they are not in good order). Please review or request a copy of the current float disclosure for more information about the other circumstances in which float is earned.

* A complete listing of distribution checks that remain outstanding for your plan is available on the Retirement Plan Access web site under the Standard Reports section (Report R03998-Outstanding Distribution Checks). Uncashed check assets will continue to remain in a float-earning bank account until such time direction is received from the Plan Sponsor, subject to applicable regulation. The Plan Sponsor should consult with the Plan’s/Plan Sponsor’s tax advisor or benefits counsel to determine if assets attributable to uncashed checks should be included on the Form 5500 filing.

Non Monetary Compensation

Please note that items of nonmonetary compensation need to be reported for Schedule A or C (Form 5500) purposes if they exceed certain *de minimus* amounts. Transactions generating nonmonetary compensation may include gifts, gratuities, or certain types of in-kind benefits. MassMutual's Code of Conduct generally restricts MassMutual employees from giving to or receiving gifts from customers and/or business partners having a value of over $100, in any individual situation, without prior approval. However, it is possible that one or more of your service providers for the calendar year, including MassMutual, engaged in transactions generating nonmonetary compensation. Information concerning reportable transactions undertaken between or among non-MassMutual parties may not be available to MassMutual.

Please consult with your legal or tax advisors if you have any questions.

Compensation paid with respect to Funds

Investment Option Name	*EIN*	*Revenue Sharing Rate (%) Paid to MassMutual (rates as of 12/31/2015)*	*Underlying Fund Gross Expense Ratio as of the Fund's Year End*[*]
AB INTERNATIONAL GROWTH R	13-4071393	0.80% x assets	1.64%
AB INTERNATIONAL VALUE R	13-4071393	0.80% x assets	1.63%
AMERICAN FUNDS EUROPAC GROWTH R1	95-1411037	1.10% x assets	1.59%
AMERICAN FUNDS FUNDAMENTL INV R1	22-1557722	1.10% x assets	1.41%
AMERICAN FUNDS GR FD OF AMER R1	52-0792143	1.10% x assets	1.42%
BLACKROCK LIFEPATH 2020 A	51-0318674	0.75% x assets	1.24%
BLACKROCK LIFEPATH 2030 A	51-0318674	0.75% x assets	1.24%
BLACKROCK LIFEPATH 2040 A	51-0318674	0.75% x assets	1.24%
BLACKROCK LIFEPATH RETIREMENT A	51-0318674	0.75% x assets	1.23%
DAVIS NEW YORK VENTURE R	13-2601967	0.60% x assets plus $12/participant	1.16%
FEDERATED KAUFMANN R	25-1470423	0.80% x assets	2.28%
FIDELITY ADVISOR LEVRGD CO STK T	04-3335387	0.60% x assets	1.31%
FRANKLIN STRATEGIC INCOME R	13-3151768	0.60% x assets plus $12/participant	1.12%
GOLDMAN SACHS SMALLCAP VALUE SVC	13-4166989	0.65% x assets	1.49%
HIMCO VIT INDEX IB	22-2937447	0.40% x assets	0.63%
INVESCO EQUITY AND INCOME R	76-0343427	0.80% x assets	1.06%
INVESCO GROWTH AND INCOME R	76-0343427	0.80% x assets	1.09%
JPMORGAN PRIME MONEY MKT CASHMGT	33-1043149	0.00% x assets	0.96%
PIMCO REAL RETURN R	95-2632339	0.65% x assets	1.12%
PIMCO TOTAL RETURN R	95-2632339	0.65% x assets	1.10%
THE HARTFORD GROWTH OPPS R4	41-6009937	0.65% x assets	1.15%
THE HARTFORD SMALL COMPANY R4	22-2937447	0.65% x assets	1.25%

Under the variable investment options available through your plan's group annuity contract or funding agreement, contract values are invested in Massachusetts Mutual Life Insurance Company separate accounts that, in turn, invest in underlying registered investment companies (i.e., mutual funds) and collective investment funds.

The above list includes any investment option held by the plan on at least one month end during the 2015 calendar year. To arrive at an estimate of the dollar amount that MassMutual received from each investment option, multiply the rate of fees received from each investment option by your plan's year-end balance (or if the investment option was liquidated prior to year end, the balance on the liquidation date) and, if applicable, the per participant fee by the number of participants in the investment option at year end (or the liquidation date if earlier). This will be an estimate because your plan's balance and number of participants will vary over the course of the year, so the year-end balance and number of participants may be higher or lower than the daily balance. In addition, these fees are calculated on a daily basis.

Recipient: PLANNING CORP OF AMERICA EIN: 59-1199408

Service Codes:

Please contact your Service Provider for the list of applicable services performed and Service Codes.

Direct Compensation **$0.00**

Our records indicate that this recipient did not receive any Direct Compensation. Please review your records to determine whether this service provider may have received any compensation not reported.

Indirect Compensation

* **Sales commission**	Payor: Massachusetts Mutual Life Insurance Company	EIN: 04-1590850	**$1,563.43**

* *Sales Commissions are reported on a Plan Year basis.*

Non Monetary Compensation

Please note that items of nonmonetary compensation need to be reported for Schedule A or C (Form 5500) purposes if they exceed certain *de minimus* amounts. Transactions generating nonmonetary compensation may include gifts, gratuities, or certain types of in-kind benefits. MassMutual's Code of Ethics and Business Conduct generally restricts MassMutual employees from giving to or receiving gifts from customers and/or business partners having a value of over $100, in any individual situation, without prior approval. However, it is possible that one or more of your service providers for the 2015 calendar year, including MassMutual, engaged in transactions generating nonmonetary compensation. Information concerning reportable transactions undertaken between or among non-MassMutual parties may not be available to MassMutual.

Please consult with your legal or tax advisors if you have any questions.

Recipient: THE VARGO COMPANY EIN: 27-4305376

Service Codes:

Please contact your Service Provider for the list of applicable services performed and Service Codes.

Direct Compensation **$0.00**

Our records indicate that this recipient did not receive any Direct Compensation. Please review your records to determine whether this service provider may have received any compensation not reported.

Indirect Compensation

* **Sales commission**	Payor: Massachusetts Mutual Life Insurance Company	EIN: 04-1590850	**$452.12**

* *Sales Commissions are reported on a Plan Year basis.*

Non Monetary Compensation

Please note that items of nonmonetary compensation need to be reported for Schedule A or C (Form 5500) purposes if they exceed certain *de minimus* amounts. Transactions generating nonmonetary compensation may include gifts, gratuities, or certain types of in-kind benefits. MassMutual's Code of Ethics and Business Conduct generally restricts MassMutual employees from giving to or receiving gifts from customers and/or business partners having a value of over $100, in any individual situation, without prior approval. However, it is possible that one or more of your service providers for the 2015 calendar year, including MassMutual, engaged in transactions generating nonmonetary compensation. Information concerning reportable transactions undertaken between or among non-MassMutual parties may not be available to MassMutual.

Please consult with your legal or tax advisors if you have any questions.

Recipient: WESTMINSTER FNCL AGCY INC EIN: 31-1063209

Service Codes:

Please contact your Service Provider for the list of applicable services performed and Service Codes.

Direct Compensation **$0.00**

Our records indicate that this recipient did not receive any Direct Compensation. Please review your records to determine whether this service provider may have received any compensation not reported.

Indirect Compensation

* **Sales commission**	Payor: Massachusetts Mutual Life Insurance Company	EIN: 04-1590850	**$1,206.47**

* *Sales Commissions are reported on a Plan Year basis.*

Non Monetary Compensation

Please note that items of nonmonetary compensation need to be reported for Schedule A or C (Form 5500) purposes if they exceed certain *de minimus* amounts. Transactions generating nonmonetary compensation may include gifts, gratuities, or certain types of in-kind benefits. MassMutual's Code of Ethics and Business Conduct generally restricts MassMutual employees from giving to or receiving gifts from customers and/or business partners having a value of over $100, in any individual situation, without prior approval. However, it is possible that one or more of your service providers for the 2015 calendar year, including MassMutual, engaged in transactions generating nonmonetary compensation. Information concerning reportable transactions undertaken between or among non-MassMutual parties may not be available to MassMutual.

Please consult with your legal or tax advisors if you have any questions.

Recipient: Morningstar Associates, LLC EIN: 36-4317381

Service Code: 49

Indirect Compensation

"Managed by You" services fee	Payor: Massachusetts Mutual Life Insurance Company	EIN: 04-1590850	**$14.50**

This is an estimate determined by dividing a flat annual fee paid to Morningstar by the number of plans to whom this feature is made available.

Recipient: Mesirow Financial Investment Management, Inc. EIN: 36-3429599

Indirect Compensation

Annual fee and basis point fee for Mesirow plan fiduciary service
Service code: 27

Payor: Massachusetts Mutual Life Insurance Company EIN: 04-1590850

MassMutual paid Mesirow an annual flat fee plus a tiered percentage of assets in total equal to 1.445 bps of the aggregate assets of all participating plans in the Fiduciary Assure Program with respect to Mesirow's investment advisory services.

Direct Revenue Detail

Recipient: ***Massachusetts Mutual Life Insurance Company***

Fee Description	**Dollar Amount**
One-Time Distribution Fee	$25.00
TPA Distribution Fee	$50.00
Total Direct Revenue:	**$75.00**
Grand Total Direct Fees:	**$75.00**

Torwest, Inc. 401(k) Plan

Financial Statements and
Supplemental Information
December 31, 2015

TC Thomas & Clough Co., P.A.
CERTIFIED PUBLIC ACCOUNTANTS

Torwest, Inc. 401(k) Plan

Table of Contents

	PAGE
Independent Auditor's Report	3
Financial Statements:	
Statement of Net Assets Available for Benefits	5
Statement of Changes in Net Assets Available for Benefits	6
Notes to the Financial Statements	7
Supplemental Information:	
Schedule of Assets Held for Investment Purposes At End of Year	13
Schedule of Investment Assets Both Acquired and Disposed of Within the Plan Year	14
Schedule of Reportable Transactions	15

INDEPENDENT AUDITOR'S REPORT

The Plan Administrator
Torwest, Inc. 401(k) Plan

Report on the Financial Statements
We were engaged to audit the accompanying financial statements of Torwest, Inc. 401(k) Plan, which comprise of the statements of net assets available for benefits as of December 31, 2015 and 2014, and the related statement of changes in net assets available for benefits for the year ended December 31, 2015, and the related notes to the financial statements.

Management's Responsibility for the Financial Statements
Management is responsible for the preparation and fair presentation of these financial statements in accordance with accounting principles generally accepted in the United States of America; this includes the design, implementation, and maintenance of internal control relevant to the preparation and fair presentation of financial statements that are free from material misstatement, whether due to fraud or error.

Auditor's Responsibility
Our responsibility is to express an opinion on these financial statements based on conducting the audit in accordance with auditing standards generally accepted in the United States of America. Because of the matter described in the Basis for Disclaimer of Opinion paragraph, however, we were not able to obtain sufficient appropriate audit evidence to provide a basis for an audit opinion.

Basis for Disclaimer of Opinion
As permitted by 29CFR 2520.103-8 of the Department of Labor's Rules and Regulations for Reporting and Disclosure under the Employee Retirement Income Security Act of 1974, the plan administrator instructed us not to perform, and we did not perform, any auditing procedures with respect to the information referred to in Note 3, which was certified by Massachusetts Mutual Life Insurance Company, the custodian of the Plan, except for comparing the information with the related information included in the financial statements. The plan administrator has obtained certification from the custodian as of and for the years ended December 31, 2015 and 2014 that the information provided to the plan administrator by the custodians is complete and accurate.

Disclaimer of Opinion
Because of the significance of the matter described in the Basis for Disclaimer of Opinion paragraph, we have not been able to obtain sufficient appropriate audit evidence to provide a basis for an audit opinion. Accordingly, we do not express an opinion on theses financial statements.

Other Matter
The supplementary schedules of assets held for investment purposes at end of year, investment assets both acquired and disposed of within the plan year, and reportable transactions are required by the Department of Labor's Rules and Regulations for Reporting and Disclosure under the Employee Retirement Income Security Act of 1974 and are presented for the purpose of additional analysis and are not a required part of the financial statements. Because of the significance of the matter

described in the Basis for Disclaimer of Opinion paragraph, we do not express an opinion on the supplemental schedules referred to above.

Report on Form and Content in Compliance With DOL Rules and Regulations
The form and content of the information included in the financial statements and supplemental schedules, other than that derived from the information certified by the custodian, have been audited by us in accordance with auditing standards generally accepted in the United States of America and, in our opinion, are presented in compliance with the Department of Labor's Rules and Regulations for Reporting and Disclosure under the Employee Retirement Income Security Act of 1974.



West Palm Beach, Florida
October 14, 2016

Torwest, Inc. 401(k) Plan
Statement of Net Assets Available for Benefits
As of December 31, 2015

	2015 $	2014 $
Assets		
Investments (at fair value)	3,025,659	2,852,905
Prepaid expenses and other assets	112,118	112,118
Total Assets	3,137,777	2,965023
Liabilities		
Accounts payable and other liabilities	0	0
Total Liabilities	0	0
Net Assets Reflecting Investments at Fair Value	3,137,777	2,965,023
Adjustments from fair value to contract value	0	0
Net Assets Available for Benefits	3,137,777	2,965,023

The auditor's report and accompanying notes are an integral part of these financial statements.

Torwest, Inc. 401(k) Plan
Statement of Changes in Net Assets Available for Benefits
For the year ended December 31, 2015

	2015 $
Additions	
Additions to net assets attributed to:	
Net appreciation in fair value of investments	0
Interest and dividends	154,779
	154,779
Contributions:	
Employer	0
Participants	258,956
Participant rollovers	0
	258,956
Total Additions	413,735
Deductions	
Deductions from net assets attributed to:	
Net depreciation in fair value of investments	230,677
Benefits paid to participants	10,229
Corrective distributions	0
Administrative expenses	75
Total Deductions	240,981
Net Increase	172,754
Net Assets Available for Benefits	
Beginning of year	2,965,023
End of Year	3,137,777

The auditor's report and accompanying notes are an integral part of these financial statements.

TORWEST, INC. 401(K) PLAN

Notes to the Financial Statements
December 31, 2015

NOTE 1 – DESCRIPTION OF THE PLAN

The following description of the Torwest, Inc. ("Company") 401(k) Plan provides only general information. Participants should refer to the Plan agreement for a more complete description of the Plan's provisions.

General - The Plan is a defined contribution plan covering all full-time employees of the Company who have one year of service and are age twenty-one or older. The Plan is subject to the provisions of the Employee Retirement Security Act (ERISA).

Contributions - Each year, participants have the right to elect to defer a portion of their compensation that will then be contributed to the plan. Participants direct the investment of their contributions into various options offered by the Plan. The Plan allows for Company contributions at the option of the Company. To date, the Company has not made any contributions to the Plan.

Participant Accounts - Each participant's account is credited with the participant's contribution and allocations of Plan earnings, and charged with an allocation of administrative expenses. Allocations are based on participant earnings or account balances, as defined. The benefit to which a participant is entitled is the benefit that can be provided from the participant's vested account.

Vesting - Participants are vested immediately in their contributions plus actual earnings thereon. Vesting in the Company's contribution portion of their accounts, if any, is based on years of continuous service. A participant would be 100 percent vested after five years of creditable service.

Payment of Benefits - On termination of service due to death, disability, retirement or other reasons, a participant will be entitled to the full vested value of their account.

Hardship Distributions - The Plan provides for hardship distributions from fully vested accounts with no minimum hardship distribution requirement.

In-Service Distributions - The Plan provides for in-service distributions from fully vested accounts for participants that have attained the age of 59 ½.

Forfeited Accounts
To date, the Company has not made any contributions to the Plan. As a result, all account balances are fully vested to the participants and no amounts have been forfeited.

Administrative Expenses – The Plan provides that administrative expenses are to be paid from participants' accounts, unless the employers elect to make payment.

Investment Options – The assets of the Plan are allocated to the various funds at the direction of the participant.

Participant Loans – Participants may not borrow from their account balance.

NOTE 2 - SUMMARY OF SIGNIFICANT ACCOUNTING POLICIES

Date of Management's Review
Subsequent events were evaluated through October 14, 2016, which is the date the financial statements were available to be issued.

Use of Estimates
The preparation of financial statements in conformity with generally accepted accounting principles requires management to make estimates and assumptions that affect the reported amounts of assets and liabilities and changes therein, and disclosures of contingent assets and liabilities. Actual results could differ from those estimates.

Basis of Accounting
The financial statements of the plan are prepared on the accrual basis of accounting.

Investment Valuation
Massachusetts Mutual Life Insurance Company maintains the Plan's investments, primarily in mutual fund accounts. All investments are stated at current value.

Payment of Benefits
Benefits are recorded when paid.

Operating Expenses
All expenses of maintaining the Plan are paid by the Company.

NOTE 3 – INFORMATION CERTIFIED BY THE CUSTODIAN

At December 31, 2015 and 2014, the plan's investments were held by a custodian. Massachusetts Mutual Life Insurance Company. All of the financial information included in the financial statements and the supplemental schedules is based on information certified by the custodian(s) as complete and accurate in accordance with Section 2520.103-8 of the Department of Labor's Rules and Regulations for Reporting and Disclosure under the Employee Retirement Income Security Act of 1974.

NOTE 4 – PLAN AMENDMENTS

There were no plan amendments in 2015.

NOTE 5 – PENDING WITHDRAWALS

There were no participants that had elected withdrawals that had not been paid as of December 31, 2015.

NOTE 6 – EXCESS CONTRIBUTIONS

There were excess contributions of $8,392 as of December 31, 2015 that were corrected in 2016.

NOTE 7 - INVESTMENTS

The following presents investments at December 31, 2015 that represent 5% or more of the Plan's net assets:

Franklin Income Fund	$ 498,469
Franklin Total Return Fund	264,425
Fidelity Advisor Leveraged Fund	263,205
The Hartford Capital Appreciation Fund	244,915
JPMorgan Prime Money Mkt Cash Mgmt Fund	232,095
Alger Capital Appreciation Fund	208,772

The following presents investments at December 31, 2014 that represent 5% or more of the Plan's net assets:

Franklin Income Fund	$ 515,313
Franklin Total Return Fund	267,181
Fidelity Advisor Leveraged Fund	257,548
The Hartford Capital Appreciation Fund	252,066
JPMorgan Prime Money Mkt Cash Mgmt Fund	244,070
Alger Capital Appreciation Fund	181,059

The Plan's investments (including investments bought, sold, and held during the year) changed in value as follows:

Investments at fair value as determined by quoted market price:	
2015 Pooled separate accounts	$ (230,677)
2014 Pooled separate accounts	$ 118,431

Detail of the investments representing the Plan's net assets is summarized on an attached supplementary schedule.

NOTE 8 – FAIR VALUE MEASUREMENTS

The Financial Accounting Standards Board has established a framework for measuring fair value. That framework provides a fair value hierarchy that prioritizes the inputs to valuation techniques used to measure fair value. The hierarchy gives the highest priority to unadjusted quoted prices in active markets for identical assets or liabilities (level 1 measurements) and the lowest priority to unobservable inputs (level 3 measurements). The three levels of the fair value hierarchy are described as follows:

Level 1: Inputs to the valuation methodology are unadjusted quoted prices for identical assets or liabilities in active markets that the Plan has the ability to access.

NOTE 8 – FAIR VALUE MEASUREMENTS (Continued)

Level 2: Inputs to the valuation methodology include:

- Quoted prices for similar assets or liabilities in active markets;
- Quoted prices for identical or similar assets or liabilities in inactive markets;
- Inputs other than quoted prices that are observable for the asset or liability;
- Inputs that are derived principally from or corroborated by observable market data by correlation or other means.

If the asset or liability has a specified (contractual) term, the Level 2 input must be observable for substantially the full term of the asset or liability.

Level 3: Inputs to the valuation methodology are unobservable and significant to the fair value measurement.

The asset or liability's fair value measurement level within the fair value hierarchy is based on the lowest level of any input that is significant to the fair value measurement. Valuation techniques used need to maximize the use of observable inputs and minimize the use of unobservable inputs.

Following is a description of the valuation methodologies used for assets measured at fair value. There have been no changes in the methodologies used at December 31, 2015 and 2014.

Pooled separate accounts: Valued at the net asset value based on the market value of the underlying investments.

Common/collective trust: Valued at the net asset value based on the market value of the underlying investments.

The preceding method described may produce a fair value calculation that may not be indicative of net realizable value or reflective of future fair values. Furthermore, although the Plan believes its valuation methods are appropriate and consistent with other market participants, the use of different methodologies or assumptions to determine the fair value of certain financial instruments could result in a different fair value measurement at the reporting date.

	Assets at Fair Value as of December 31, 2015			
	Level 1	Level 2	Level 3	Total
Mutual funds	$ 3,025,659	$ -	$ -	$ 3,025,659
Common/collective trust	-	-	-	-
Total assets at fair value	$ 3,025,659	$ -	$ -	$ 3,025,659

NOTE 9 – PLAN TERMINATION

Although it has not expressed any intent to do so, the Company has the right under the Plan to terminate the Plan subject to the provisions of ERISA. In the event of Plan termination, participants would become 100 percent vested in any employer contributions that have been properly allocated to their account.

NOTE 10 – RECONCILIATION OF FINANCIAL STATEMENTS TO SCHEDULE H OF FORM 5500

The following is a reconciliation of net assets available for benefits per the financial statements to Schedule H of Form 5500:

	2015	2014
Net assets available for benefits per the financial statements	$ 3,137,777	$ 2,965,023
Less: Corrective contribution receivable from employer	112,118	112,118
Net assets available for benefits per Schedule H to the Form 5500	$ 3,025,659	$ 2,852,905

NOTE 11 – TAX STATUS

The Internal Revenue Service (IRS) has determined and informed the Company by a letter dated March 31, 2008, that the Plan and related trust are designed in accordance with applicable sections of the Internal Revenue Code (IRC). The plan has been amended since receiving its determination letter. However, the Plan administrator believes that the Plan is currently designed and being operated in compliance with the applicable requirements of the Internal Revenue Code. Therefore, no provision for income taxes has been included in the financial statements.

Accounting principles generally accepted in the United States of America require the plan administrator to evaluate tax positions taken by the Plan and recognize a tax liability for any uncertain position that more likely than not would not be sustained upon examination by the IRS. As of December 31, 2015, there were no uncertain tax positions that are potentially material. The Plan is subject to routine audits by tax authorities and it has an Internal Revenue Service audit in progress for 2014. The plan administrator believes the Plan is no longer subject to income tax examinations for tax years prior to 2012.

NOTE 12 – RELATED-PARTY AND PARTY-IN-INTEREST TRANSACTIONS

There were no material related-party or party-in-interest transactions in 2015.

NOTE 13 – SUBSEQUENT EVENTS

The Plan changed administrators to ADP and began employer contributions effective January 1, 2016. There were no other significant subsequent events through October 14, 2015, the date the financial statements were issued.

TORWEST, INC. 401(K) PLAN

Supplementary Information
Schedule of Assets Held for Investment Purposes at End of Year
Schedule H, Line 4i
December 31, 2015

EIN 98-0103397
PN 001

(a) Party in interest (* if yes)	(b) Identity of issue, borrower, lessor, or similar party	(c) Description of investment	(e) Current Value
	Alger Capital App Institutional	Mutual fund	208,773
	Alger Midcap Growth Institutional	Mutual fund	23,830
	AllianceBernstein Intl Value	Mutual fund	45,703
	American Funds Bond Fd of America	Mutual fund	55,723
	American Funds Cap Inc Builder	Mutual fund	3,245
	American Funds Capwld Gr Inc	Mutual fund	150,167
	American Funds Growth Fd of America	Mutual fund	107,854
	Columbia Mid Cap Value	Mutual fund	45,196
	Fidelity Advisor Leveraged Co Stk	Mutual fund	263,205
	Franklin Growth Alloc	Mutual fund	61,022
	Franklin Conservative Alloc	Mutual fund	214
	Franklin Income	Mutual fund	498,469
	Franklin Moderate Alloc	Mutual fund	87,036
	Franklin Small Cap Value	Mutual fund	54,092
	Franklin Total Return	Mutual fund	264,426
	Goldman Sachs Gov Income	Mutual fund	26,436
	Invesco European Growth	Mutual fund	36,623
	Ivy Global Natural Resources	Mutual fund	13,515
	Janus Forty	Mutual fund	105,340
	JPMorgan Prime Money Mkt Cash Mgmt	Mutual fund	232,095
	JPMorgan Smartretirement 2015	Mutual fund	1,691
	JPMorgan Smartretirement 2020	Mutual fund	15,907
	JPMorgan Smartretirement 2025	Mutual fund	37,145
	JPMorgan Smartretirement 2030	Mutual fund	16,722
	JPMorgan Smartretirement 2040	Mutual fund	8,348
	JPMorgan Smartretirement 2045	Mutual fund	5,993
	MFS Value	Mutual fund	20,846
	Oppenheimer Main St Sm & Md Cap	Mutual fund	114,824
	Oppenheimer Real Estate	Mutual fund	63,764
	Pioneer High Yield	Mutual fund	54,116
	Putnam International Cap Opps	Mutual fund	93,267
	The Hartford Capital Appreciation	Mutual fund	244,915
	The Hartford Small Cap Growth	Mutual fund	45,772
	The Hartford Value Opps	Mutual fund	19,385
			3,025,659

Note - Column (d) is omitted as all investments are participant directed.

TORWEST, INC. 401(K) PLAN

Supplementary Information
Schedule of Investment Assets both Acquired and Disposed of Within the Plan Year
Schedule H, Line 4i
December 31, 2015

EIN 98-0103397
PN 001

There were no investment assets both acquired and disposed of within the plan year.

TORWEST, INC. 401(K) PLAN

Supplementary Information
Schedule of Reportable Transactions
Schedule H, Line 4j
December 31, 2015

EIN 98-0103397
PN 001

There were no reportable transactions within the plan year.

Torwest, Inc. 401(k) Plan

Financial Statements and
Supplemental Information
December 31, 2015

TC Thomas & Clough Co., P.A.
CERTIFIED PUBLIC ACCOUNTANTS

Torwest, Inc. 401(k) Plan

Table of Contents

	PAGE
Independent Auditor's Report	3
Financial Statements:	
Statement of Net Assets Available for Benefits	5
Statement of Changes in Net Assets Available for Benefits	6
Notes to the Financial Statements	7
Supplemental Information:	
Schedule of Assets Held for Investment Purposes At End of Year	13
Schedule of Investment Assets Both Acquired and Disposed of Within the Plan Year	14
Schedule of Reportable Transactions	15

INDEPENDENT AUDITOR'S REPORT

The Plan Administrator
Torwest, Inc. 401(k) Plan

Report on the Financial Statements
We were engaged to audit the accompanying financial statements of Torwest, Inc. 401(k) Plan, which comprise of the statements of net assets available for benefits as of December 31, 2015 and 2014, and the related statement of changes in net assets available for benefits for the year ended December 31, 2015, and the related notes to the financial statements.

Management's Responsibility for the Financial Statements
Management is responsible for the preparation and fair presentation of these financial statements in accordance with accounting principles generally accepted in the United States of America; this includes the design, implementation, and maintenance of internal control relevant to the preparation and fair presentation of financial statements that are free from material misstatement, whether due to fraud or error.

Auditor's Responsibility
Our responsibility is to express an opinion on these financial statements based on conducting the audit in accordance with auditing standards generally accepted in the United States of America. Because of the matter described in the Basis for Disclaimer of Opinion paragraph, however, we were not able to obtain sufficient appropriate audit evidence to provide a basis for an audit opinion.

Basis for Disclaimer of Opinion
As permitted by 29CFR 2520.103-8 of the Department of Labor's Rules and Regulations for Reporting and Disclosure under the Employee Retirement Income Security Act of 1974, the plan administrator instructed us not to perform, and we did not perform, any auditing procedures with respect to the information referred to in Note 3, which was certified by Massachusetts Mutual Life Insurance Company, the custodian of the Plan, except for comparing the information with the related information included in the financial statements. The plan administrator has obtained certification from the custodian as of and for the years ended December 31, 2015 and 2014 that the information provided to the plan administrator by the custodians is complete and accurate.

Disclaimer of Opinion
Because of the significance of the matter described in the Basis for Disclaimer of Opinion paragraph, we have not been able to obtain sufficient appropriate audit evidence to provide a basis for an audit opinion. Accordingly, we do not express an opinion on theses financial statements.

Other Matter
The supplementary schedules of assets held for investment purposes at end of year, investment assets both acquired and disposed of within the plan year, and reportable transactions are required by the Department of Labor's Rules and Regulations for Reporting and Disclosure under the Employee Retirement Income Security Act of 1974 and are presented for the purpose of additional analysis and are not a required part of the financial statements. Because of the significance of the matter

described in the Basis for Disclaimer of Opinion paragraph, we do not express an opinion on the supplemental schedules referred to above.

Report on Form and Content in Compliance With DOL Rules and Regulations
The form and content of the information included in the financial statements and supplemental schedules, other than that derived from the information certified by the custodian, have been audited by us in accordance with auditing standards generally accepted in the United States of America and, in our opinion, are presented in compliance with the Department of Labor's Rules and Regulations for Reporting and Disclosure under the Employee Retirement Income Security Act of 1974.



West Palm Beach, Florida
October 14, 2016

Torwest, Inc. 401(k) Plan
Statement of Net Assets Available for Benefits
As of December 31, 2015

	2015 $	2014 $
Assets		
Investments (at fair value)	3,025,659	2,852,905
Prepaid expenses and other assets	112,118	112,118
Total Assets	3,137,777	2,965023
Liabilities		
Accounts payable and other liabilities	0	0
Total Liabilities	0	0
Net Assets Reflecting Investments at Fair Value	3,137,777	2,965,023
Adjustments from fair value to contract value	0	0
Net Assets Available for Benefits	3,137,777	2,965,023

The auditor's report and accompanying notes are an integral part of these financial statements.

Torwest, Inc. 401(k) Plan
Statement of Changes in Net Assets Available for Benefits
For the year ended December 31, 2015

	2015 $
Additions	
Additions to net assets attributed to:	
Net appreciation in fair value of investments	0
Interest and dividends	154,779
	154,779
Contributions:	
Employer	0
Participants	258,956
Participant rollovers	0
	258,956
Total Additions	413,735
Deductions	
Deductions from net assets attributed to:	
Net depreciation in fair value of investments	230,677
Benefits paid to participants	10,229
Corrective distributions	0
Administrative expenses	75
Total Deductions	240,981
Net Increase	172,754
Net Assets Available for Benefits	
Beginning of year	2,965,023
End of Year	3,137,777

The auditor's report and accompanying notes are an integral part of these financial statements.

TORWEST, INC. 401(K) PLAN

Notes to the Financial Statements
December 31, 2015

NOTE 1 – DESCRIPTION OF THE PLAN

The following description of the Torwest, Inc. ("Company") 401(k) Plan provides only general information. Participants should refer to the Plan agreement for a more complete description of the Plan's provisions.

General - The Plan is a defined contribution plan covering all full-time employees of the Company who have one year of service and are age twenty-one or older. The Plan is subject to the provisions of the Employee Retirement Security Act (ERISA).

Contributions - Each year, participants have the right to elect to defer a portion of their compensation that will then be contributed to the plan. Participants direct the investment of their contributions into various options offered by the Plan. The Plan allows for Company contributions at the option of the Company. To date, the Company has not made any contributions to the Plan.

Participant Accounts - Each participant's account is credited with the participant's contribution and allocations of Plan earnings, and charged with an allocation of administrative expenses. Allocations are based on participant earnings or account balances, as defined. The benefit to which a participant is entitled is the benefit that can be provided from the participant's vested account.

Vesting - Participants are vested immediately in their contributions plus actual earnings thereon. Vesting in the Company's contribution portion of their accounts, if any, is based on years of continuous service. A participant would be 100 percent vested after five years of creditable service.

Payment of Benefits - On termination of service due to death, disability, retirement or other reasons, a participant will be entitled to the full vested value of their account.

Hardship Distributions - The Plan provides for hardship distributions from fully vested accounts with no minimum hardship distribution requirement.

In-Service Distributions - The Plan provides for in-service distributions from fully vested accounts for participants that have attained the age of 59 ½.

Forfeited Accounts
To date, the Company has not made any contributions to the Plan. As a result, all account balances are fully vested to the participants and no amounts have been forfeited.

Administrative Expenses – The Plan provides that administrative expenses are to be paid from participants' accounts, unless the employers elect to make payment.

Investment Options – The assets of the Plan are allocated to the various funds at the direction of the participant.

Participant Loans – Participants may not borrow from their account balance.

NOTE 2 - SUMMARY OF SIGNIFICANT ACCOUNTING POLICIES

Date of Management's Review
Subsequent events were evaluated through October 14, 2016, which is the date the financial statements were available to be issued.

Use of Estimates
The preparation of financial statements in conformity with generally accepted accounting principles requires management to make estimates and assumptions that affect the reported amounts of assets and liabilities and changes therein, and disclosures of contingent assets and liabilities. Actual results could differ from those estimates.

Basis of Accounting
The financial statements of the plan are prepared on the accrual basis of accounting.

Investment Valuation
Massachusetts Mutual Life Insurance Company maintains the Plan's investments, primarily in mutual fund accounts. All investments are stated at current value.

Payment of Benefits
Benefits are recorded when paid.

Operating Expenses
All expenses of maintaining the Plan are paid by the Company.

NOTE 3 – INFORMATION CERTIFIED BY THE CUSTODIAN

At December 31, 2015 and 2014, the plan's investments were held by a custodian. Massachusetts Mutual Life Insurance Company. All of the financial information included in the financial statements and the supplemental schedules is based on information certified by the custodian(s) as complete and accurate in accordance with Section 2520.103-8 of the Department of Labor's Rules and Regulations for Reporting and Disclosure under the Employee Retirement Income Security Act of 1974.

NOTE 4 – PLAN AMENDMENTS

There were no plan amendments in 2015.

NOTE 5 – PENDING WITHDRAWALS

There were no participants that had elected withdrawals that had not been paid as of December 31, 2015.

NOTE 6 – EXCESS CONTRIBUTIONS

There were excess contributions of $8,392 as of December 31, 2015 that were corrected in 2016.

NOTE 7 - INVESTMENTS

The following presents investments at December 31, 2015 that represent 5% or more of the Plan's net assets:

Franklin Income Fund	$ 498,469
Franklin Total Return Fund	264,425
Fidelity Advisor Leveraged Fund	263,205
The Hartford Capital Appreciation Fund	244,915
JPMorgan Prime Money Mkt Cash Mgmt Fund	232,095
Alger Capital Appreciation Fund	208,772

The following presents investments at December 31, 2014 that represent 5% or more of the Plan's net assets:

Franklin Income Fund	$ 515,313
Franklin Total Return Fund	267,181
Fidelity Advisor Leveraged Fund	257,548
The Hartford Capital Appreciation Fund	252,066
JPMorgan Prime Money Mkt Cash Mgmt Fund	244,070
Alger Capital Appreciation Fund	181,059

The Plan's investments (including investments bought, sold, and held during the year) changed in value as follows:

Investments at fair value as determined by quoted market price:	
2015 Pooled separate accounts	$ (230,677)
2014 Pooled separate accounts	$ 118,431

Detail of the investments representing the Plan's net assets is summarized on an attached supplementary schedule.

NOTE 8 – FAIR VALUE MEASUREMENTS

The Financial Accounting Standards Board has established a framework for measuring fair value. That framework provides a fair value hierarchy that prioritizes the inputs to valuation techniques used to measure fair value. The hierarchy gives the highest priority to unadjusted quoted prices in active markets for identical assets or liabilities (level 1 measurements) and the lowest priority to unobservable inputs (level 3 measurements). The three levels of the fair value hierarchy are described as follows:

Level 1: Inputs to the valuation methodology are unadjusted quoted prices for identical assets or liabilities in active markets that the Plan has the ability to access.

NOTE 8 – FAIR VALUE MEASUREMENTS (Continued)

Level 2: Inputs to the valuation methodology include:

- Quoted prices for similar assets or liabilities in active markets;
- Quoted prices for identical or similar assets or liabilities in inactive markets;
- Inputs other than quoted prices that are observable for the asset or liability;
- Inputs that are derived principally from or corroborated by observable market data by correlation or other means.

If the asset or liability has a specified (contractual) term, the Level 2 input must be observable for substantially the full term of the asset or liability.

Level 3: Inputs to the valuation methodology are unobservable and significant to the fair value measurement.

The asset or liability's fair value measurement level within the fair value hierarchy is based on the lowest level of any input that is significant to the fair value measurement. Valuation techniques used need to maximize the use of observable inputs and minimize the use of unobservable inputs.

Following is a description of the valuation methodologies used for assets measured at fair value. There have been no changes in the methodologies used at December 31, 2015 and 2014.

Pooled separate accounts: Valued at the net asset value based on the market value of the underlying investments.

Common/collective trust: Valued at the net asset value based on the market value of the underlying investments.

The preceding method described may produce a fair value calculation that may not be indicative of net realizable value or reflective of future fair values. Furthermore, although the Plan believes its valuation methods are appropriate and consistent with other market participants, the use of different methodologies or assumptions to determine the fair value of certain financial instruments could result in a different fair value measurement at the reporting date.

	Assets at Fair Value as of December 31, 2015			
	Level 1	Level 2	Level 3	Total
Mutual funds	$ 3,025,659	$ -	$ -	$ 3,025,659
Common/collective trust	-	-	-	-
Total assets at fair value	$ 3,025,659	$ -	$ -	$ 3,025,659

NOTE 9 – PLAN TERMINATION

Although it has not expressed any intent to do so, the Company has the right under the Plan to terminate the Plan subject to the provisions of ERISA. In the event of Plan termination, participants would become 100 percent vested in any employer contributions that have been properly allocated to their account.

NOTE 10 – RECONCILIATION OF FINANCIAL STATEMENTS TO SCHEDULE H OF FORM 5500

The following is a reconciliation of net assets available for benefits per the financial statements to Schedule H of Form 5500:

	2015	2014
Net assets available for benefits per the financial statements	$ 3,137,777	$ 2,965,023
Less: Corrective contribution receivable from employer	112,118	112,118
Net assets available for benefits per Schedule H to the Form 5500	$ 3,025,659	$ 2,852,905

NOTE 11 – TAX STATUS

The Internal Revenue Service (IRS) has determined and informed the Company by a letter dated March 31, 2008, that the Plan and related trust are designed in accordance with applicable sections of the Internal Revenue Code (IRC). The plan has been amended since receiving its determination letter. However, the Plan administrator believes that the Plan is currently designed and being operated in compliance with the applicable requirements of the Internal Revenue Code. Therefore, no provision for income taxes has been included in the financial statements.

Accounting principles generally accepted in the United States of America require the plan administrator to evaluate tax positions taken by the Plan and recognize a tax liability for any uncertain position that more likely than not would not be sustained upon examination by the IRS. As of December 31, 2015, there were no uncertain tax positions that are potentially material. The Plan is subject to routine audits by tax authorities and it has an Internal Revenue Service audit in progress for 2014. The plan administrator believes the Plan is no longer subject to income tax examinations for tax years prior to 2012.

NOTE 12 – RELATED-PARTY AND PARTY-IN-INTEREST TRANSACTIONS

There were no material related-party or party-in-interest transactions in 2015.

NOTE 13 – SUBSEQUENT EVENTS

The Plan changed administrators to ADP and began employer contributions effective January 1, 2016. There were no other significant subsequent events through October 14, 2015, the date the financial statements were issued.

TORWEST, INC. 401(K) PLAN

Supplementary Information
Schedule of Assets Held for Investment Purposes at End of Year
Schedule H, Line 4i
December 31, 2015

EIN 98-0103397
PN 001

(a) Party in interest (* if yes)	(b) Identity of issue, borrower, lessor, or similar party	(c) Description of investment	(e) Current Value
	Alger Capital App Institutional	Mutual fund	208,773
	Alger Midcap Growth Institutional	Mutual fund	23,830
	AllianceBernstein Intl Value	Mutual fund	45,703
	American Funds Bond Fd of America	Mutual fund	55,723
	American Funds Cap Inc Builder	Mutual fund	3,245
	American Funds Capwld Gr Inc	Mutual fund	150,167
	American Funds Growth Fd of America	Mutual fund	107,854
	Columbia Mid Cap Value	Mutual fund	45,196
	Fidelity Advisor Leveraged Co Stk	Mutual fund	263,205
	Franklin Growth Alloc	Mutual fund	61,022
	Franklin Conservative Alloc	Mutual fund	214
	Franklin Income	Mutual fund	498,469
	Franklin Moderate Alloc	Mutual fund	87,036
	Franklin Small Cap Value	Mutual fund	54,092
	Franklin Total Return	Mutual fund	264,426
	Goldman Sachs Gov Income	Mutual fund	26,436
	Invesco European Growth	Mutual fund	36,623
	Ivy Global Natural Resources	Mutual fund	13,515
	Janus Forty	Mutual fund	105,340
	JPMorgan Prime Money Mkt Cash Mgmt	Mutual fund	232,095
	JPMorgan Smartretirement 2015	Mutual fund	1,691
	JPMorgan Smartretirement 2020	Mutual fund	15,907
	JPMorgan Smartretirement 2025	Mutual fund	37,145
	JPMorgan Smartretirement 2030	Mutual fund	16,722
	JPMorgan Smartretirement 2040	Mutual fund	8,348
	JPMorgan Smartretirement 2045	Mutual fund	5,993
	MFS Value	Mutual fund	20,846
	Oppenheimer Main St Sm & Md Cap	Mutual fund	114,824
	Oppenheimer Real Estate	Mutual fund	63,764
	Pioneer High Yield	Mutual fund	54,116
	Putnam International Cap Opps	Mutual fund	93,267
	The Hartford Capital Appreciation	Mutual fund	244,915
	The Hartford Small Cap Growth	Mutual fund	45,772
	The Hartford Value Opps	Mutual fund	19,385
			3,025,659

Note - Column (d) is omitted as all investments are participant directed.

TORWEST, INC. 401(K) PLAN

Supplementary Information
Schedule of Investment Assets both Acquired and Disposed of Within the Plan Year
Schedule H, Line 4i
December 31, 2015

EIN 98-0103397
PN 001

There were no investment assets both acquired and disposed of within the plan year.

TORWEST, INC. 401(K) PLAN

Supplementary Information
Schedule of Reportable Transactions
Schedule H, Line 4j
December 31, 2015

EIN 98-0103397
PN 001

There were no reportable transactions within the plan year.