Form 5500

Department of the Treasury
Internal Revenue Service

Department of Labor
Employee Benefits Security Administration

Pension Benefit Guaranty Corporation

Annual Return/Report of Employee Benefit Plan

This form is required to be filed for employee benefit plans under sections 104 and 4065 of the Employee Retirement Income Security Act of 1974 (ERISA) and sections 6047(e), 6057(b), and 6058(a) of the Internal Revenue Code (the Code).

▶ **Complete all entries in accordance with the instructions to the Form 5500.**

OMB Nos. 1210-0110
1210-0089

2015

This Form is Open to Public Inspection

Part I Annual Report Identification Information

For calendar plan year 2015 or fiscal plan year beginning 07/01/2015 and ending 06/30/2016

A This return/report is for:
- [ ] a multiemployer plan;
- [ ] a multiple-employer plan (Filers checking this box must attach a list of participating employer information in accordance with the form instructions); or
- [X] a single-employer plan;
- [ ] a DFE (specify) ____

B This return/report is:
- [ ] the first return/report;
- [ ] the final return/report;
- [ ] an amended return/report;
- [ ] a short plan year return/report (less than 12 months).

C If the plan is a collectively-bargained plan, check here. . . . . ▶ [ ]

D Check box if filing under:
- [X] Form 5558;
- [ ] automatic extension;
- [ ] the DFVC program;
- [ ] special extension (enter description)

Part II Basic Plan Information—enter all requested information

1a Name of plan
THOMAS SIGN AND AWNING COMPANY, INC. 401(K) AND PROFIT SHARING PLAN

1b Three-digit plan number (PN) ▶ 001

1c Effective date of plan 07/01/1984

2a Plan sponsor's name (employer, if for a single-employer plan)
Mailing address (include room, apt., suite no. and street, or P.O. Box)
City or town, state or province, country, and ZIP or foreign postal code (if foreign, see instructions)
THOMAS SIGN AND AWNING COMPANY, INC.

4590 118TH AVENUE NORTH
CLEARWATER, FL 33762

2b Employer Identification Number (EIN) 59-1436573

2c Plan Sponsor's telephone number 727-252-7777

2d Business code (see instructions) 339900

Caution: A penalty for the late or incomplete filing of this return/report will be assessed unless reasonable cause is established.

Under penalties of perjury and other penalties set forth in the instructions, I declare that I have examined this return/report, including accompanying schedules, statements and attachments, as well as the electronic version of this return/report, and to the best of my knowledge and belief, it is true, correct, and complete.

SIGN HERE	Filed with authorized/valid electronic signature.	03/03/2017	CHARLES COPP
	Signature of plan administrator	Date	Enter name of individual signing as plan administrator
SIGN HERE	Filed with authorized/valid electronic signature.	03/03/2017	CHARLES COPP
	Signature of employer/plan sponsor	Date	Enter name of individual signing as employer or plan sponsor
SIGN HERE			
	Signature of DFE	Date	Enter name of individual signing as DFE

Preparer's name (including firm name, if applicable) and address (include room or suite number)

Preparer's telephone number

3a	Plan administrator's name and address [X] Same as Plan Sponsor	**3b**	Administrator's EIN
		3c	Administrator's telephone number
4	If the name and/or EIN of the plan sponsor has changed since the last return/report filed for this plan, enter the name, EIN and the plan number from the last return/report:	**4b**	EIN
a	Sponsor's name	**4c**	PN

5	Total number of participants at the beginning of the plan year	**5**	169
6	Number of participants as of the end of the plan year unless otherwise stated (welfare plans complete only lines **6a(1), 6a(2), 6b, 6c,** and **6d**).		
a(1)	Total number of active participants at the beginning of the plan year	**6a(1)**	156
a(2)	Total number of active participants at the end of the plan year	**6a(2)**	144
b	Retired or separated participants receiving benefits	**6b**	0
c	Other retired or separated participants entitled to future benefits	**6c**	14
d	Subtotal. Add lines **6a(2)**, **6b**, and **6c**.	**6d**	158
e	Deceased participants whose beneficiaries are receiving or are entitled to receive benefits.	**6e**	0
f	Total. Add lines **6d** and **6e**.	**6f**	158
g	Number of participants with account balances as of the end of the plan year (only defined contribution plans complete this item)	**6g**	52
h	Number of participants that terminated employment during the plan year with accrued benefits that were less than 100% vested	**6h**	0
7	Enter the total number of employers obligated to contribute to the plan (only multiemployer plans complete this item)	**7**	

8a If the plan provides pension benefits, enter the applicable pension feature codes from the List of Plan Characteristics Codes in the instructions:
2E 2F 2G 2J 2K 2T 3D 3H

b If the plan provides welfare benefits, enter the applicable welfare feature codes from the List of Plan Characteristics Codes in the instructions:

9a Plan funding arrangement (check all that apply)

(1)	[ ]	Insurance
(2)	[ ]	Code section 412(e)(3) insurance contracts
(3)	[X]	Trust
(4)	[ ]	General assets of the sponsor

9b Plan benefit arrangement (check all that apply)

(1)	[ ]	Insurance
(2)	[ ]	Code section 412(e)(3) insurance contracts
(3)	[X]	Trust
(4)	[ ]	General assets of the sponsor

10 Check all applicable boxes in 10a and 10b to indicate which schedules are attached, and, where indicated, enter the number attached. (See instructions)

a Pension Schedules

(1)	[X]	**R** (Retirement Plan Information)
(2)	[ ]	**MB** (Multiemployer Defined Benefit Plan and Certain Money Purchase Plan Actuarial Information) - signed by the plan actuary
(3)	[ ]	**SB** (Single-Employer Defined Benefit Plan Actuarial Information) - signed by the plan actuary

b General Schedules

(1)	[X]	**H** (Financial Information)
(2)	[ ]	**I** (Financial Information – Small Plan)
(3)	[ ]	**A** (Insurance Information)
(4)	[X]	**C** (Service Provider Information)
(5)	[X]	**D** (DFE/Participating Plan Information)
(6)	[ ]	**G** (Financial Transaction Schedules)

Part III **Form M-1 Compliance Information (to be completed by welfare benefit plans)**

11a If the plan provides welfare benefits, was the plan subject to the Form M-1 filing requirements during the plan year? (See instructions and 29 CFR 2520.101-2.) ..... ☐ Yes ☐ No

If "Yes" is checked, complete lines 11b and 11c.

11b Is the plan currently in compliance with the Form M-1 filing requirements? (See instructions and 29 CFR 2520.101-2.) ……..... ☐ Yes ☐ No

11c Enter the Receipt Confirmation Code for the 2015 Form M-1 annual report. If the plan was not required to file the 2015 Form M-1 annual report, enter the Receipt Confirmation Code for the most recent Form M-1 that was required to be filed under the Form M-1 filing requirements. (Failure to enter a valid Receipt Confirmation Code will subject the Form 5500 filing to rejection as incomplete.)

Receipt Confirmation Code_____

SCHEDULE C (Form 5500)	Service Provider Information	OMB No. 1210-0110
Department of the Treasury Internal Revenue Service Department of Labor Employee Benefits Security Administration Pension Benefit Guaranty Corporation	This schedule is required to be filed under section 104 of the Employee Retirement Income Security Act of 1974 (ERISA). ▶ **File as an attachment to Form 5500.**	**2015** **This Form is Open to Public Inspection.**

For calendar plan year 2015 or fiscal plan year beginning 07/01/2015 and ending 06/30/2016

A Name of plan
THOMAS SIGN AND AWNING COMPANY, INC. 401(K) AND PROFIT SHARING PLAN

B Three-digit plan number (PN) ▶ 001

C Plan sponsor's name as shown on line 2a of Form 5500
THOMAS SIGN AND AWNING COMPANY, INC.

D Employer Identification Number (EIN)
59-1436573

Part I Service Provider Information (see instructions)

You must complete this Part, in accordance with the instructions, to report the information required for **each person** who received, directly or indirectly, $5,000 or more in total compensation (i.e., money or anything else of monetary value) in connection with services rendered to the plan or the person's position with the plan during the plan year. If a person received **only** eligible indirect compensation for which the plan received the required disclosures, you are required to answer line 1 but are not required to include that person when completing the remainder of this Part.

1 Information on Persons Receiving Only Eligible Indirect Compensation

a Check "Yes" or "No" to indicate whether you are excluding a person from the remainder of this Part because they received only eligible indirect compensation for which the plan received the required disclosures (see instructions for definitions and conditions).. . . . . [X] Yes [ ] No

b If you answered line 1a "Yes," enter the name and EIN or address of each person providing the required disclosures for the service providers who received only eligible indirect compensation. Complete as many entries as needed (see instructions).

(b) Enter name and EIN or address of person who provided you disclosures on eligible indirect compensation

VANGUARD

23-1945930

(b) Enter name and EIN or address of person who provided you disclosure on eligible indirect compensation

FIDELITY INVESTMENTS

06-1194217

(b) Enter name and EIN or address of person who provided you disclosures on eligible indirect compensation

JANUS

43-1804048

(b) Enter name and EIN or address of person who provided you disclosures on eligible indirect compensation

PUTNAM

36-4488942

(b) Enter name and EIN or address of person who provided you disclosures on eligible indirect compensation

(b) Enter name and EIN or address of person who provided you disclosures on eligible indirect compensation

(b) Enter name and EIN or address of person who provided you disclosures on eligible indirect compensation

(b) Enter name and EIN or address of person who provided you disclosures on eligible indirect compensation

(b) Enter name and EIN or address of person who provided you disclosures on eligible indirect compensation

(b) Enter name and EIN or address of person who provided you disclosures on eligible indirect compensation

(b) Enter name and EIN or address of person who provided you disclosures on eligible indirect compensation

(b) Enter name and EIN or address of person who provided you disclosures on eligible indirect compensation

2. Information on Other Service Providers Receiving Direct or Indirect Compensation. Except for those persons for whom you answered "Yes" to line 1a above, complete as many entries as needed to list each person receiving, directly or indirectly, $5,000 or more in total compensation (i.e., money or anything else of value) in connection with services rendered to the plan or their position with the plan during the plan year. (See instructions).

(a) Enter name and EIN or address (see instructions)

WELLS FARGO BANK, N.A.

94-1347393

(b) Service Code(s)	(c) Relationship to employer, employee organization, or person known to be a party-in-interest	(d) Enter direct compensation paid by the plan. If none, enter -0-.	(e) Did service provider receive indirect compensation? (sources other than plan or plan sponsor)	(f) Did indirect compensation include eligible indirect compensation, for which the plan received the required disclosures?	(g) Enter total indirect compensation received by service provider excluding eligible indirect compensation for which you answered "Yes" to element (f). If none, enter -0-.	(h) Did the service provider give you a formula instead of an amount or estimated amount?
15 37 50 62 64	SERVICE PROVIDER	18840	Yes [X] No [ ]	Yes [X] No [ ]	0	Yes [ ] No [X]

(a) Enter name and EIN or address (see instructions)

(b) Service Code(s)	(c) Relationship to employer, employee organization, or person known to be a party-in-interest	(d) Enter direct compensation paid by the plan. If none, enter -0-.	(e) Did service provider receive indirect compensation? (sources other than plan or plan sponsor)	(f) Did indirect compensation include eligible indirect compensation, for which the plan received the required disclosures?	(g) Enter total indirect compensation received by service provider excluding eligible indirect compensation for which you answered "Yes" to element (f). If none, enter -0-.	(h) Did the service provider give you a formula instead of an amount or estimated amount?
			Yes [ ] No [ ]	Yes [ ] No [ ]		Yes [ ] No [ ]

(a) Enter name and EIN or address (see instructions)

(b) Service Code(s)	(c) Relationship to employer, employee organization, or person known to be a party-in-interest	(d) Enter direct compensation paid by the plan. If none, enter -0-.	(e) Did service provider receive indirect compensation? (sources other than plan or plan sponsor)	(f) Did indirect compensation include eligible indirect compensation, for which the plan received the required disclosures?	(g) Enter total indirect compensation received by service provider excluding eligible indirect compensation for which you answered "Yes" to element (f). If none, enter -0-.	(h) Did the service provider give you a formula instead of an amount or estimated amount?
			Yes [ ] No [ ]	Yes [ ] No [ ]		Yes [ ] No [ ]

2. Information on Other Service Providers Receiving Direct or Indirect Compensation. Except for those persons for whom you answered "Yes" to line 1a above, complete as many entries as needed to list each person receiving, directly or indirectly, $5,000 or more in total compensation (i.e., money or anything else of value) in connection with services rendered to the plan or their position with the plan during the plan year. (See instructions).

(a) Enter name and EIN or address (see instructions)

(b) Service Code(s)	(c) Relationship to employer, employee organization, or person known to be a party-in-interest	(d) Enter direct compensation paid by the plan. If none, enter -0-.	(e) Did service provider receive indirect compensation? (sources other than plan or plan sponsor)	(f) Did indirect compensation include eligible indirect compensation, for which the plan received the required disclosures?	(g) Enter total indirect compensation received by service provider excluding eligible indirect compensation for which you answered "Yes" to element (f). If none, enter -0-.	(h) Did the service provider give you a formula instead of an amount or estimated amount?
			Yes ☐ No ☐	Yes ☐ No ☐		Yes ☐ No ☐

(a) Enter name and EIN or address (see instructions)

(b) Service Code(s)	(c) Relationship to employer, employee organization, or person known to be a party-in-interest	(d) Enter direct compensation paid by the plan. If none, enter -0-.	(e) Did service provider receive indirect compensation? (sources other than plan or plan sponsor)	(f) Did indirect compensation include eligible indirect compensation, for which the plan received the required disclosures?	(g) Enter total indirect compensation received by service provider excluding eligible indirect compensation for which you answered "Yes" to element (f). If none, enter -0-.	(h) Did the service provider give you a formula instead of an amount or estimated amount?
			Yes ☐ No ☐	Yes ☐ No ☐		Yes ☐ No ☐

(a) Enter name and EIN or address (see instructions)

(b) Service Code(s)	(c) Relationship to employer, employee organization, or person known to be a party-in-interest	(d) Enter direct compensation paid by the plan. If none, enter -0-.	(e) Did service provider receive indirect compensation? (sources other than plan or plan sponsor)	(f) Did indirect compensation include eligible indirect compensation, for which the plan received the required disclosures?	(g) Enter total indirect compensation received by service provider excluding eligible indirect compensation for which you answered "Yes" to element (f). If none, enter -0-.	(h) Did the service provider give you a formula instead of an amount or estimated amount?
			Yes ☐ No ☐	Yes ☐ No ☐		Yes ☐ No ☐

Part I Service Provider Information (continued)

3 If you reported on line 2 receipt of indirect compensation, other than eligible indirect compensation, by a service provider, and the service provider is a fiduciary or provides contract administrator, consulting, custodial, investment advisory, investment management, broker, or recordkeeping services, answer the following questions for (a) each source from whom the service provider received $1,000 or more in indirect compensation and (b) each source for whom the service provider gave you a formula used to determine the indirect compensation instead of an amount or estimated amount of the indirect compensation. Complete as many entries as needed to report the required information for each source.

(a) Enter service provider name as it appears on line 2	**(b)** Service Codes (see instructions)	**(c)** Enter amount of indirect compensation
(d) Enter name and EIN (address) of source of indirect compensation	**(e)** Describe the indirect compensation, including any formula used to determine the service provider's eligibility for or the amount of the indirect compensation.	

(a) Enter service provider name as it appears on line 2	**(b)** Service Codes (see instructions)	**(c)** Enter amount of indirect compensation
(d) Enter name and EIN (address) of source of indirect compensation	**(e)** Describe the indirect compensation, including any formula used to determine the service provider's eligibility for or the amount of the indirect compensation.	

(a) Enter service provider name as it appears on line 2	**(b)** Service Codes (see instructions)	**(c)** Enter amount of indirect compensation
(d) Enter name and EIN (address) of source of indirect compensation	**(e)** Describe the indirect compensation, including any formula used to determine the service provider's eligibility for or the amount of the indirect compensation.	

Part II Service Providers Who Fail or Refuse to Provide Information

4 Provide, to the extent possible, the following information for each service provider who failed or refused to provide the information necessary to complete this Schedule.

(a) Enter name and EIN or address of service provider (see instructions)	**(b)** Nature of Service Code(s)	**(c)** Describe the information that the service provider failed or refused to provide

(a) Enter name and EIN or address of service provider (see instructions)	**(b)** Nature of Service Code(s)	**(c)** Describe the information that the service provider failed or refused to provide

(a) Enter name and EIN or address of service provider (see instructions)	**(b)** Nature of Service Code(s)	**(c)** Describe the information that the service provider failed or refused to provide

(a) Enter name and EIN or address of service provider (see instructions)	**(b)** Nature of Service Code(s)	**(c)** Describe the information that the service provider failed or refused to provide

(a) Enter name and EIN or address of service provider (see instructions)	**(b)** Nature of Service Code(s)	**(c)** Describe the information that the service provider failed or refused to provide

(a) Enter name and EIN or address of service provider (see instructions)	**(b)** Nature of Service Code(s)	**(c)** Describe the information that the service provider failed or refused to provide

Part III Termination Information on Accountants and Enrolled Actuaries (see instructions)

(complete as many entries as needed)

a	Name:	**b** EIN:
c	Position:	
d	Address:	**e** Telephone:

Explanation:

a	Name:	**b** EIN:
c	Position:	
d	Address:	**e** Telephone:

Explanation:

a	Name:	**b** EIN:
c	Position:	
d	Address:	**e** Telephone:

Explanation:

a	Name:	**b** EIN:
c	Position:	
d	Address:	**e** Telephone:

Explanation:

a	Name:	**b** EIN:
c	Position:	
d	Address:	**e** Telephone:

Explanation:

SCHEDULE D (Form 5500)

Department of the Treasury
Internal Revenue Service

Department of Labor
Employee Benefits Security Administration

DFE/Participating Plan Information

This schedule is required to be filed under section 104 of the Employee Retirement Income Security Act of 1974 (ERISA).

▶ **File as an attachment to Form 5500.**

OMB No. 1210-0110

2015

This Form is Open to Public Inspection.

For calendar plan year 2015 or fiscal plan year beginning 07/01/2015 and ending 06/30/2016

A Name of plan
THOMAS SIGN AND AWNING COMPANY, INC. 401(K) AND PROFIT SHARING PLAN

B Three-digit plan number (PN) ▶ 001

C Plan or DFE sponsor's name as shown on line 2a of Form 5500
THOMAS SIGN AND AWNING COMPANY, INC.

D Employer Identification Number (EIN)
59-1436573

Part I **Information on interests in MTIAs, CCTs, PSAs, and 103-12 IEs (to be completed by plans and DFEs)**
(Complete as many entries as needed to report all interests in DFEs)

a Name of MTIA, CCT, PSA, or 103-12 IE: ENHANCED STOCK MARKET FUND N

b Name of sponsor of entity listed in (a): WELLS FARGO BANK, N.A.

c EIN-PN	**d** Entity code	**e** Dollar value of interest in MTIA, CCT, PSA, or 103-12 IE at end of year (see instructions)
56-6288528-001	C	111901

a Name of MTIA, CCT, PSA, or 103-12 IE: STABLE RETURN FUND N

b Name of sponsor of entity listed in (a): WELLS FARGO BANK, N.A.

c EIN-PN	**d** Entity code	**e** Dollar value of interest in MTIA, CCT, PSA, or 103-12 IE at end of year (see instructions)
41-6202499-001	C	1620231

a Name of MTIA, CCT, PSA, or 103-12 IE:

b Name of sponsor of entity listed in (a):

c EIN-PN	**d** Entity code	**e** Dollar value of interest in MTIA, CCT, PSA, or 103-12 IE at end of year (see instructions)

a Name of MTIA, CCT, PSA, or 103-12 IE:

b Name of sponsor of entity listed in (a):

c EIN-PN	**d** Entity code	**e** Dollar value of interest in MTIA, CCT, PSA, or 103-12 IE at end of year (see instructions)

a Name of MTIA, CCT, PSA, or 103-12 IE:

b Name of sponsor of entity listed in (a):

c EIN-PN	**d** Entity code	**e** Dollar value of interest in MTIA, CCT, PSA, or 103-12 IE at end of year (see instructions)

a Name of MTIA, CCT, PSA, or 103-12 IE:

b Name of sponsor of entity listed in (a):

c EIN-PN	**d** Entity code	**e** Dollar value of interest in MTIA, CCT, PSA, or 103-12 IE at end of year (see instructions)

a Name of MTIA, CCT, PSA, or 103-12 IE:

b Name of sponsor of entity listed in (a):

c EIN-PN	**d** Entity code	**e** Dollar value of interest in MTIA, CCT, PSA, or 103-12 IE at end of year (see instructions)

a Name of MTIA, CCT, PSA, or 103-12 IE:

b Name of sponsor of entity listed in (a):

c EIN-PN	**d** Entity code	**e** Dollar value of interest in MTIA, CCT, PSA, or 103-12 IE at end of year (see instructions)

a Name of MTIA, CCT, PSA, or 103-12 IE:

b Name of sponsor of entity listed in (a):

c EIN-PN	**d** Entity code	**e** Dollar value of interest in MTIA, CCT, PSA, or 103-12 IE at end of year (see instructions)

a Name of MTIA, CCT, PSA, or 103-12 IE:

b Name of sponsor of entity listed in (a):

c EIN-PN	**d** Entity code	**e** Dollar value of interest in MTIA, CCT, PSA, or 103-12 IE at end of year (see instructions)

a Name of MTIA, CCT, PSA, or 103-12 IE:

b Name of sponsor of entity listed in (a):

c EIN-PN	**d** Entity code	**e** Dollar value of interest in MTIA, CCT, PSA, or 103-12 IE at end of year (see instructions)

a Name of MTIA, CCT, PSA, or 103-12 IE:

b Name of sponsor of entity listed in (a):

c EIN-PN	**d** Entity code	**e** Dollar value of interest in MTIA, CCT, PSA, or 103-12 IE at end of year (see instructions)

a Name of MTIA, CCT, PSA, or 103-12 IE:

b Name of sponsor of entity listed in (a):

c EIN-PN	**d** Entity code	**e** Dollar value of interest in MTIA, CCT, PSA, or 103-12 IE at end of year (see instructions)

a Name of MTIA, CCT, PSA, or 103-12 IE:

b Name of sponsor of entity listed in (a):

c EIN-PN	**d** Entity code	**e** Dollar value of interest in MTIA, CCT, PSA, or 103-12 IE at end of year (see instructions)

a Name of MTIA, CCT, PSA, or 103-12 IE:

b Name of sponsor of entity listed in (a):

c EIN-PN	**d** Entity code	**e** Dollar value of interest in MTIA, CCT, PSA, or 103-12 IE at end of year (see instructions)

a Name of MTIA, CCT, PSA, or 103-12 IE:

b Name of sponsor of entity listed in (a):

c EIN-PN	**d** Entity code	**e** Dollar value of interest in MTIA, CCT, PSA, or 103-12 IE at end of year (see instructions)

a Name of MTIA, CCT, PSA, or 103-12 IE:

b Name of sponsor of entity listed in (a):

c EIN-PN	**d** Entity code	**e** Dollar value of interest in MTIA, CCT, PSA, or 103-12 IE at end of year (see instructions)

a Name of MTIA, CCT, PSA, or 103-12 IE:

b Name of sponsor of entity listed in (a):

c EIN-PN	**d** Entity code	**e** Dollar value of interest in MTIA, CCT, PSA, or 103-12 IE at end of year (see instructions)

Part II Information on Participating Plans (to be completed by DFEs)

(Complete as many entries as needed to report all participating plans)

a Plan name

b Name of plan sponsor	**c** EIN-PN

a Plan name

b Name of plan sponsor	**c** EIN-PN

a Plan name

b Name of plan sponsor	**c** EIN-PN

a Plan name

b Name of plan sponsor	**c** EIN-PN

a Plan name

b Name of plan sponsor	**c** EIN-PN

a Plan name

b Name of plan sponsor	**c** EIN-PN

a Plan name

b Name of plan sponsor	**c** EIN-PN

a Plan name

b Name of plan sponsor	**c** EIN-PN

a Plan name

b Name of plan sponsor	**c** EIN-PN

a Plan name

b Name of plan sponsor	**c** EIN-PN

a Plan name

b Name of plan sponsor	**c** EIN-PN

a Plan name

b Name of plan sponsor	**c** EIN-PN

a Plan name

b Name of plan sponsor	**c** EIN-PN

SCHEDULE H (Form 5500)

Department of the Treasury
Internal Revenue Service

Department of Labor
Employee Benefits Security Administration

Pension Benefit Guaranty Corporation

Financial Information

This schedule is required to be filed under section 104 of the Employee Retirement Income Security Act of 1974 (ERISA), and section 6058(a) of the Internal Revenue Code (the Code).

▶ **File as an attachment to Form 5500.**

OMB No. 1210-0110

2015

This Form is Open to Public Inspection

For calendar plan year 2015 or fiscal plan year beginning 07/01/2015 and ending 06/30/2016

A Name of plan
THOMAS SIGN AND AWNING COMPANY, INC. 401(K) AND PROFIT SHARING PLAN

B Three-digit plan number (PN) ▶ 001

C Plan sponsor's name as shown on line 2a of Form 5500
THOMAS SIGN AND AWNING COMPANY, INC.

D Employer Identification Number (EIN)
59-1436573

Part I Asset and Liability Statement

1 Current value of plan assets and liabilities at the beginning and end of the plan year. Combine the value of plan assets held in more than one trust. Report the value of the plan's interest in a commingled fund containing the assets of more than one plan on a line-by-line basis unless the value is reportable on lines 1c(9) through 1c(14). Do not enter the value of that portion of an insurance contract which guarantees, during this plan year, to pay a specific dollar benefit at a future date. **Round off amounts to the nearest dollar.** MTIAs, CCTs, PSAs, and 103-12 IEs do not complete lines 1b(1), 1b(2), 1c(8), 1g, 1h, and 1i. CCTs, PSAs, and 103-12 IEs also do not complete lines 1d and 1e. See instructions.

Assets		(a) Beginning of Year	(b) End of Year
a Total noninterest-bearing cash	1a		
b Receivables (less allowance for doubtful accounts):			
(1) Employer contributions	1b(1)		
(2) Participant contributions	1b(2)		
(3) Other	1b(3)		
c General investments:			
(1) Interest-bearing cash (include money market accounts & certificates of deposit)	1c(1)		
(2) U.S. Government securities	1c(2)		
(3) Corporate debt instruments (other than employer securities):			
(A) Preferred	1c(3)(A)		
(B) All other	1c(3)(B)		
(4) Corporate stocks (other than employer securities):			
(A) Preferred	1c(4)(A)		
(B) Common	1c(4)(B)		
(5) Partnership/joint venture interests	1c(5)		
(6) Real estate (other than employer real property)	1c(6)		
(7) Loans (other than to participants)	1c(7)		
(8) Participant loans	1c(8)	123754	131786
(9) Value of interest in common/collective trusts	1c(9)	1768706	1732132
(10) Value of interest in pooled separate accounts	1c(10)		
(11) Value of interest in master trust investment accounts	1c(11)		
(12) Value of interest in 103-12 investment entities	1c(12)		
(13) Value of interest in registered investment companies (e.g., mutual funds)	1c(13)	724701	592621
(14) Value of funds held in insurance company general account (unallocated contracts)	1c(14)		
(15) Other	1c(15)		

			(a) Beginning of Year	(b) End of Year
1d	Employer-related investments:			
	(1) Employer securities	1d(1)		
	(2) Employer real property	1d(2)		
e	Buildings and other property used in plan operation	1e		
f	Total assets (add all amounts in lines 1a through 1e)	1f	2617161	2456539
	Liabilities			
g	Benefit claims payable	1g		
h	Operating payables	1h		
i	Acquisition indebtedness	1i		
j	Other liabilities	1j		
k	Total liabilities (add all amounts in lines 1g through1j)	1k	0	0
	Net Assets			
l	Net assets (subtract line 1k from line 1f)	1l	2617161	2456539

Part II Income and Expense Statement

2 Plan income, expenses, and changes in net assets for the year. Include all income and expenses of the plan, including any trust(s) or separately maintained fund(s) and any payments/receipts to/from insurance carriers. Round off amounts to the nearest dollar. MTIAs, CCTs, PSAs, and 103-12 IEs do not complete lines 2a, 2b(1)(E), 2e, 2f, and 2g.

	Income		(a) Amount	(b) Total
a	**Contributions:**			
	(1) Received or receivable in cash from: **(A)** Employers	2a(1)(A)		
	(B) Participants	2a(1)(B)	103973	
	(C) Others (including rollovers)	2a(1)(C)		
	(2) Noncash contributions	2a(2)		
	(3) Total contributions. Add lines **2a(1)(A), (B), (C),** and line **2a(2)**	2a(3)		103973
b	**Earnings on investments:**			
	(1) Interest:			
	(A) Interest-bearing cash (including money market accounts and certificates of deposit)	2b(1)(A)		
	(B) U.S. Government securities	2b(1)(B)		
	(C) Corporate debt instruments	2b(1)(C)		
	(D) Loans (other than to participants)	2b(1)(D)		
	(E) Participant loans	2b(1)(E)	4976	
	(F) Other	2b(1)(F)		
	(G) Total interest. Add lines **2b(1)(A)** through **(F)**	2b(1)(G)		4976
	(2) Dividends: **(A)** Preferred stock	2b(2)(A)		
	(B) Common stock	2b(2)(B)		
	(C) Registered investment company shares (e.g. mutual funds)	2b(2)(C)	7013	
	(D) Total dividends. Add lines **2b(2)(A)**, **(B)**, and **(C)**	2b(2)(D)		7013
	(3) Rents	2b(3)		
	(4) Net gain (loss) on sale of assets: **(A)** Aggregate proceeds	2b(4)(A)	6	
	(B) Aggregate carrying amount (see instructions)	2b(4)(B)		
	(C) Subtract line **2b(4)(B)** from line **2b(4)(A)** and enter result	2b(4)(C)		6
	(5) Unrealized appreciation (depreciation) of assets: **(A)** Real estate	2b(5)(A)		
	(B) Other	2b(5)(B)		
	(C) Total unrealized appreciation of assets. Add lines **2b(5)(A)** and **(B)**	2b(5)(C)		0

		(a) Amount	(b) Total
(6) Net investment gain (loss) from common/collective trusts	2b(6)		31468
(7) Net investment gain (loss) from pooled separate accounts	2b(7)		
(8) Net investment gain (loss) from master trust investment accounts	2b(8)		
(9) Net investment gain (loss) from 103-12 investment entities	2b(9)		
(10) Net investment gain (loss) from registered investment companies (e.g., mutual funds)	2b(10)		-31506
c Other income	2c		2137
d Total income. Add all **income** amounts in column (b) and enter total	2d		118067
Expenses			
e Benefit payment and payments to provide benefits:			
(1) Directly to participants or beneficiaries, including direct rollovers	2e(1)	254811	
(2) To insurance carriers for the provision of benefits	2e(2)		
(3) Other	2e(3)		
(4) Total benefit payments. Add lines **2e(1)** through **(3)**	2e(4)		254811
f Corrective distributions (see instructions)	2f		5038
g Certain deemed distributions of participant loans (see instructions)	2g		
h Interest expense	2h		
i Administrative expenses: (1) Professional fees	2i(1)		
(2) Contract administrator fees	2i(2)		
(3) Investment advisory and management fees	2i(3)		
(4) Other	2i(4)	18840	
(5) Total administrative expenses. Add lines **2i(1)** through **(4)**	2i(5)		18840
j Total expenses. Add all **expense** amounts in column (b) and enter total	2j		278689
Net Income and Reconciliation			
k Net income (loss). Subtract line **2j** from line **2d**	2k		-160622
l Transfers of assets:			
(1) To this plan	2l(1)		
(2) From this plan	2l(2)		

Part III Accountant's Opinion

3 Complete lines 3a through 3c if the opinion of an independent qualified public accountant is attached to this Form 5500. Complete line 3d if an opinion is not attached.

a The attached opinion of an independent qualified public accountant for this plan is (see instructions):

(1) [ ] Unqualified **(2)** [ ] Qualified **(3)** [X] Disclaimer **(4)** [ ] Adverse

b Did the accountant perform a limited scope audit pursuant to 29 CFR 2520.103-8 and/or 103-12(d)? [X] Yes [ ] No

c Enter the name and EIN of the accountant (or accounting firm) below:

(1) Name: DWIGHT DARBY & COMPANY **(2)** EIN: 59-2146292

d The opinion of an independent qualified public accountant is **not attached** because:

(1) [ ] This form is filed for a CCT, PSA, or MTIA. **(2)** [ ] It will be attached to the next Form 5500 pursuant to 29 CFR 2520.104-50.

Part IV Compliance Questions

4 CCTs and PSAs do not complete Part IV. MTIAs, 103-12 IEs, and GIAs do not complete lines 4a, 4e, 4f, 4g, 4h, 4k, 4m, 4n, or 5. 103-12 IEs also do not complete lines 4j and 4l. MTIAs also do not complete line 4l.

During the plan year:

		Yes	No	N/A	Amount
a Was there a failure to transmit to the plan any participant contributions within the time period described in 29 CFR 2510.3-102? Continue to answer "Yes" for any prior year failures until fully corrected. (See instructions and DOL's Voluntary Fiduciary Correction Program.)	4a		X		
b Were any loans by the plan or fixed income obligations due the plan in default as of the close of the plan year or classified during the year as uncollectible? Disregard participant loans secured by participant's account balance. (Attach Schedule G (Form 5500) Part I if "Yes" is checked.)	4b		X		

		Yes	No	N/A	Amount
c Were any leases to which the plan was a party in default or classified during the year as uncollectible? (Attach Schedule G (Form 5500) Part II if "Yes" is checked.)	4c		X		
d Were there any nonexempt transactions with any party-in-interest? (Do not include transactions reported on line 4a. Attach Schedule G (Form 5500) Part III if "Yes" is checked.)	4d		X		
e Was this plan covered by a fidelity bond?	4e	X			500000
f Did the plan have a loss, whether or not reimbursed by the plan's fidelity bond, that was caused by fraud or dishonesty?	4f		X		
g Did the plan hold any assets whose current value was neither readily determinable on an established market nor set by an independent third party appraiser?	4g		X		
h Did the plan receive any noncash contributions whose value was neither readily determinable on an established market nor set by an independent third party appraiser?	4h		X		
i Did the plan have assets held for investment? (Attach schedule(s) of assets if "Yes" is checked, and see instructions for format requirements.)	4i	X			
j Were any plan transactions or series of transactions in excess of 5% of the current value of plan assets? (Attach schedule of transactions if "Yes" is checked, and see instructions for format requirements.)	4j		X		
k Were all the plan assets either distributed to participants or beneficiaries, transferred to another plan, or brought under the control of the PBGC?	4k		X		
l Has the plan failed to provide any benefit when due under the plan?	4l		X		
m If this is an individual account plan, was there a blackout period? (See instructions and 29 CFR 2520.101-3.)	4m		X		
n If 4m was answered "Yes," check the "Yes" box if you either provided the required notice or one of the exceptions to providing the notice applied under 29 CFR 2520.101-3.	4n				
o Did the plan trust incur unrelated business taxable income?	4o				
p Were in-service distributions made during the plan year?	4p				

5a Has a resolution to terminate the plan been adopted during the plan year or any prior plan year? If "Yes," enter the amount of any plan assets that reverted to the employer this year ☐ **Yes** ☒ **No** **Amount:**

5b If, during this plan year, any assets or liabilities were transferred from this plan to another plan(s), identify the plan(s) to which assets or liabilities were transferred. (See instructions.)

5b(1) Name of plan(s)	**5b(2)** EIN(s)	**5b(3)** PN(s)

5c If the plan is a defined benefit plan, is it covered under the PBGC insurance program (see ERISA section 4021)? ..... ☐ Yes ☐ No ☐ Not determined

Part V Trust Information

6a Name of trust	**6b** Trust's EIN

6c Name of trustee or custodian	**6d** Trustee's or custodian's telephone number

SCHEDULE R (Form 5500)

Department of the Treasury
Internal Revenue Service

Department of Labor
Employee Benefits Security Administration

Pension Benefit Guaranty Corporation

Retirement Plan Information

This schedule is required to be filed under section 104 and 4065 of the Employee Retirement Income Security Act of 1974 (ERISA) and section 6058(a) of the Internal Revenue Code (the Code).

▶ **File as an attachment to Form 5500.**

OMB No. 1210-0110

2015

This Form is Open to Public Inspection.

For calendar plan year 2015 or fiscal plan year beginning 07/01/2015 and ending 06/30/2016

A Name of plan
THOMAS SIGN AND AWNING COMPANY, INC. 401(K) AND PROFIT SHARING PLAN

B Three-digit plan number (PN) ▶ 001

C Plan sponsor's name as shown on line 2a of Form 5500
THOMAS SIGN AND AWNING COMPANY, INC.

D Employer Identification Number (EIN)
59-1436573

Part I Distributions

All references to distributions relate only to payments of benefits during the plan year.

1 Total value of distributions paid in property other than in cash or the forms of property specified in the instructions **1** 0

2 Enter the EIN(s) of payor(s) who paid benefits on behalf of the plan to participants or beneficiaries during the year (if more than two, enter EINs of the two payors who paid the greatest dollar amounts of benefits):

EIN(s): 41-6257133

Profit-sharing plans, ESOPs, and stock bonus plans, skip line 3.

3 Number of participants (living or deceased) whose benefits were distributed in a single sum, during the plan year **3**

Part II Funding Information (If the plan is not subject to the minimum funding requirements of section of 412 of the Internal Revenue Code or ERISA section 302, skip this Part)

4 Is the plan administrator making an election under Code section 412(d)(2) or ERISA section 302(d)(2)? ..... ☐ **Yes** ☐ **No** ☐ **N/A**

If the plan is a defined benefit plan, go to line 8.

5 If a waiver of the minimum funding standard for a prior year is being amortized in this plan year, see instructions and enter the date of the ruling letter granting the waiver. **Date:** Month _____ Day _____ Year _____

If you completed line 5, complete lines 3, 9, and 10 of Schedule MB and do not complete the remainder of this schedule.

6 a Enter the minimum required contribution for this plan year (include any prior year accumulated funding deficiency not waived) **6a**

b Enter the amount contributed by the employer to the plan for this plan year **6b**

c Subtract the amount in line 6b from the amount in line 6a. Enter the result (enter a minus sign to the left of a negative amount) **6c**

If you completed line 6c, skip lines 8 and 9.

7 Will the minimum funding amount reported on line 6c be met by the funding deadline? ..... ☐ **Yes** ☐ **No** ☐ **N/A**

8 If a change in actuarial cost method was made for this plan year pursuant to a revenue procedure or other authority providing automatic approval for the change or a class ruling letter, does the plan sponsor or plan administrator agree with the change? ..... ☐ **Yes** ☐ **No** ☐ **N/A**

Part III Amendments

9 If this is a defined benefit pension plan, were any amendments adopted during this plan year that increased or decreased the value of benefits? If yes, check the appropriate box. If no, check the "No" box. ..... ☐ **Increase** ☐ **Decrease** ☐ **Both** ☐ **No**

Part IV ESOPs (see instructions). If this is not a plan described under Section 409(a) or 4975(e)(7) of the Internal Revenue Code, skip this Part.

10 Were unallocated employer securities or proceeds from the sale of unallocated securities used to repay any exempt loan? ..... ☐ **Yes** ☐ **No**

11 a Does the ESOP hold any preferred stock? ..... ☐ **Yes** ☐ **No**

b If the ESOP has an outstanding exempt loan with the employer as lender, is such loan part of a "back-to-back" loan? (See instructions for definition of "back-to-back" loan.) ..... ☐ **Yes** ☐ **No**

12 Does the ESOP hold any stock that is not readily tradable on an established securities market? ..... ☐ **Yes** ☐ **No**

Part V Additional Information for Multiemployer Defined Benefit Pension Plans

13 Enter the following information for each employer that contributed more than 5% of total contributions to the plan during the plan year (measured in dollars). See instructions. *Complete as many entries as needed to report all applicable employers.*

a Name of contributing employer

b EIN **c** Dollar amount contributed by employer

d Date collective bargaining agreement expires *(If employer contributes under more than one collective bargaining agreement, check box* ☐ *and see instructions regarding required attachment. Otherwise, enter the applicable date.)* Month _____ Day _____ Year _____

e Contribution rate information *(If more than one rate applies, check this box* ☐ *and see instructions regarding required attachment. Otherwise, complete lines 13e(1) and 13e(2).)*
(1) Contribution rate (in dollars and cents) _____
(2) Base unit measure: ☐ Hourly ☐ Weekly ☐ Unit of production ☐ Other (specify):

---

a Name of contributing employer

b EIN **c** Dollar amount contributed by employer

d Date collective bargaining agreement expires *(If employer contributes under more than one collective bargaining agreement, check box* ☐ *and see instructions regarding required attachment. Otherwise, enter the applicable date.)* Month _____ Day _____ Year _____

e Contribution rate information *(If more than one rate applies, check this box* ☐ *and see instructions regarding required attachment. Otherwise, complete lines 13e(1) and 13e(2).)*
(1) Contribution rate (in dollars and cents) _____
(2) Base unit measure: ☐ Hourly ☐ Weekly ☐ Unit of production ☐ Other (specify): _____

---

a Name of contributing employer

b EIN **c** Dollar amount contributed by employer

d Date collective bargaining agreement expires *(If employer contributes under more than one collective bargaining agreement, check box* ☐ *and see instructions regarding required attachment. Otherwise, enter the applicable date.)* Month _____ Day _____ Year _____

e Contribution rate information *(If more than one rate applies, check this box* ☐ *and see instructions regarding required attachment. Otherwise, complete lines 13e(1) and 13e(2).)*
(1) Contribution rate (in dollars and cents) _____
(2) Base unit measure: ☐ Hourly ☐ Weekly ☐ Unit of production ☐ Other (specify): _____

---

a Name of contributing employer

b EIN **c** Dollar amount contributed by employer

d Date collective bargaining agreement expires *(If employer contributes under more than one collective bargaining agreement, check box* ☐ *and see instructions regarding required attachment. Otherwise, enter the applicable date.)* Month _____ Day _____ Year _____

e Contribution rate information *(If more than one rate applies, check this box* ☐ *and see instructions regarding required attachment. Otherwise, complete lines 13e(1) and 13e(2).)*
(1) Contribution rate (in dollars and cents) _____
(2) Base unit measure: ☐ Hourly ☐ Weekly ☐ Unit of production ☐ Other (specify): _____

---

a Name of contributing employer

b EIN **c** Dollar amount contributed by employer

d Date collective bargaining agreement expires *(If employer contributes under more than one collective bargaining agreement, check box* ☐ *and see instructions regarding required attachment. Otherwise, enter the applicable date.)* Month _____ Day _____ Year _____

e Contribution rate information *(If more than one rate applies, check this box* ☐ *and see instructions regarding required attachment. Otherwise, complete lines 13e(1) and 13e(2).)*
(1) Contribution rate (in dollars and cents) _____
(2) Base unit measure: ☐ Hourly ☐ Weekly ☐ Unit of production ☐ Other (specify): _____

---

a Name of contributing employer

b EIN **c** Dollar amount contributed by employer

d Date collective bargaining agreement expires *(If employer contributes under more than one collective bargaining agreement, check box* ☐ *and see instructions regarding required attachment. Otherwise, enter the applicable date.)* Month _____ Day _____ Year _____

e Contribution rate information *(If more than one rate applies, check this box* ☐ *and see instructions regarding required attachment. Otherwise, complete lines 13e(1) and 13e(2).)*
(1) Contribution rate (in dollars and cents) _____
(2) Base unit measure: ☐ Hourly ☐ Weekly ☐ Unit of production ☐ Other (specify): _____

14 Enter the number of participants on whose behalf no contributions were made by an employer as an employer of the participant for:

a The current year	**14a**	
b The plan year immediately preceding the current plan year	**14b**	
c The second preceding plan year	**14c**	

15 Enter the ratio of the number of participants under the plan on whose behalf no employer had an obligation to make an employer contribution during the current plan year to:

a The corresponding number for the plan year immediately preceding the current plan year	**15a**	
b The corresponding number for the second preceding plan year	**15b**	

16 Information with respect to any employers who withdrew from the plan during the preceding plan year:

a Enter the number of employers who withdrew during the preceding plan year	**16a**	
b If line 16a is greater than 0, enter the aggregate amount of withdrawal liability assessed or estimated to be assessed against such withdrawn employers	**16b**	

17 If assets and liabilities from another plan have been transferred to or merged with this plan during the plan year, check box and see instructions regarding supplemental information to be included as an attachment. ☐

Part VI Additional Information for Single-Employer and Multiemployer Defined Benefit Pension Plans

18 If any liabilities to participants or their beneficiaries under the plan as of the end of the plan year consist (in whole or in part) of liabilities to such participants and beneficiaries under two or more pension plans as of immediately before such plan year, check box and see instructions regarding supplemental information to be included as an attachment ☐

19 If the total number of participants is 1,000 or more, complete lines (a) through (c)

a Enter the percentage of plan assets held as:
Stock: _____% Investment-Grade Debt: _____% High-Yield Debt: _____% Real Estate: _____% Other: _____%

b Provide the average duration of the combined investment-grade and high-yield debt:
☐ 0-3 years ☐ 3-6 years ☐ 6-9 years ☐ 9-12 years ☐ 12-15 years ☐ 15-18 years ☐ 18-21 years ☐ 21 years or more

c What duration measure was used to calculate line 19(b)?
☐ Effective duration ☐ Macaulay duration ☐ Modified duration ☐ Other (specify):

Part VII IRS Compliance Questions

20a Is the plan a 401(k) plan?	☐ Yes	☐ No
20b If "Yes," how does the 401(k) plan satisfy the nondiscrimination requirements for employee deferrals and employer matching contributions (as applicable) under sections 401(k)(3) and 401(m)(2)?	☐ Design-based safe harbor method	☐ ADP/ACP test
20c If the ADP/ACP test is used, did the 401(k) plan perform ADP/ACP testing for the plan year using the "current year testing method" for nonhighly compensated employees (Treas. Reg sections 1.401(k)-2(a)(2)(ii) and 1.401(m)-2(a)(2)(ii))?	☐ Yes	☐ No
21a Check the box to indicate the method used by the plan to satisfy the coverage requirements under section 410(b):	☐ Ratio percentage test	☐ Average benefit test
21b Does the plan satisfy the coverage and nondiscrimination tests of sections 410(b) and 401(a)(4) by combining this plan with any other plans under the permissive aggregation rules?	☐ Yes	☐ No
22a Has the plan been timely amended for all required tax law changes?	☐ Yes	☐ No ☐ N/A

22b Date the last plan amendment/restatement for the required tax law changes was adopted ____/____/____. Enter the applicable code _____ (See instructions for tax law changes and codes).

22c If the plan sponsor is an adopter of a pre-approved master and prototype (M&P) or volume submitter plan that is subject to a favorable IRS opinion or advisory letter, enter the date of that favorable letter _____/_____/_____ and the letter's serial number _____.

22d If the plan is an individually-designed plan and received a favorable determination letter from the IRS, enter the date of the plan's last favorable determination letter _____/_____/_____.

23 Is the Plan maintained in a U.S. territory (i.e., Puerto Rico (if no election under ERISA section 1022(i)(2) has been made), American Samoa, Guam, the Commonwealth of the Northern Mariana Islands or the U.S. Virgin Islands)?	☐ Yes	☐ No

THOMAS SIGN AND AWNING COMPANY, INC.
401(K) AND PROFIT SHARING PLAN

CLEARWATER, FLORIDA

FINANCIAL STATEMENTS

JUNE 30, 2016 AND 2015

THOMAS SIGN AND AWNING COMPANY, INC.
401(k) AND PROFIT SHARING PLAN

JUNE 30, 2016 AND 2015

C O N T E N T S

	PAGE NUMBER
Independent Auditor's Report	1
Statements of Net Assets Available for Benefits	3
Statements of Changes in Net Assets Available for Benefits	4
Notes to Financial Statements	5
Supplemental Schedule -	
Schedule H, line 4i - Schedule of Assets (Held at End of Year)	12

DwightDarby&Company
Certified Public Accountants

INDEPENDENT AUDITOR'S REPORT

February 2, 2017

To the Plan Administrator of
Thomas Sign and Awning Company, Inc.
401(k) and Profit Sharing Plan

Report on the Financial Statements

We were engaged to audit the accompanying financial statements of Thomas Sign and Awning Company, Inc. 401(k) and Profit Sharing Plan, which comprise the statements of net assets available for benefits as of June 30, 2016 and 2015, and the related statements of changes in net assets available for benefits for the years then ended, and the related notes to the financial statements.

Management's Responsibility for the Financial Statements

Plan management is responsible for the preparation and fair presentation of these financial statements in accordance with accounting principles generally accepted in the United States of America; this includes the design, implementation, and maintenance of internal control relevant to the preparation and fair presentation of financial statements that are free from material misstatement, whether due to fraud or error.

Auditor's Responsibility

Our responsibility is to express an opinion on these financial statements based on conducting the audit in accordance with auditing standards generally accepted in the United States of America. Because of the matter described in the Basis for Disclaimer of Opinion paragraph; however, we were not able to obtain sufficient appropriate audit evidence to provide a basis for an audit opinion.

Basis for Disclaimer of Opinion

As permitted by 29 CFR 2520.103-8 of the Department of Labor's Rules and Regulations for Reporting and Disclosure under the Employee Retirement Income Security Act of 1974, the plan administrator instructed us not to perform, and we did not perform, any auditing procedures with respect to the information in Note 3, which was certified by Wells Fargo Bank, N.A., the trustee of the Plan, except for comparing the information with the related information included in the financial statements and supplemental schedule. We have been informed by the plan administrator that the trustee holds the Plan's investment assets and executes investment transactions. The plan administrator has obtained a certification from the trustee as of and for the years ended June 30, 2016 and 2015, that the information provided to the plan administrator by the trustee is complete and accurate.

Disclaimer of Opinion

Because of the significance of the matter described in the Basis for Disclaimer of Opinion paragraph, we have not been able to obtain sufficient, appropriate audit evidence to provide a basis for an audit opinion. Accordingly, we do not express an opinion on these financial statements.

Other Matter

We were engaged for the purpose of forming an opinion on the financial statements as a whole. The supplemental schedule H, line 4i - Schedule of Assets (Held at End of Year), which is the responsibility of plan management, is presented for the purpose of additional analysis and is not a required part of the financial statements but is required by the Department of Labor's Rules and Regulations for Reporting and Disclosure under the Employee Retirement Income Security Act of 1974. Because of the significance of the matter described in the Basis for Disclaimer of Opinion paragraph, it is inappropriate to and we do not express an opinion on the supplemental schedule referred to above.

Report on Form and Content in Compliance With DOL Rules and Regulations

The form and content of the information included in the financial statements and supplemental schedule, other than that derived from the information certified by the trustee, have been audited by us in accordance with auditing standards generally accepted in the United States of America and, in our opinion, are presented in compliance with the Department of Labor's Rules and Regulations for Reporting and Disclosure under the Employee Retirement Income Security Act of 1974.

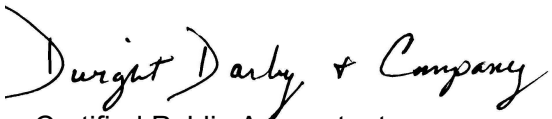

Certified Public Accountants

THOMAS SIGN AND AWNING COMPANY, INC.
401(k) AND PROFIT SHARING PLAN

STATEMENTS OF NET ASSETS AVAILABLE FOR BENEFITS

	JUNE 30,	
	2016	2015
ASSETS		
Fully benefit-responsive investments at contract value:		
Common/collective trust funds	$ 1,732,132	$ 1,768,706
Investments at fair value:		
Mutual funds	592,621	724,701
Total investments	2,324,753	2,493,407
Notes receivable:		
Participants	131,786	123,754
Total assets	2,456,539	2,617,161
LIABILITIES		
Excess deferrals payable	10,387	-
Total liabilities	10,387	-
Net assets available for benefits	$ 2,446,152	$ 2,617,161

See Notes to Financial Statements

THOMAS SIGN AND AWNING COMPANY, INC.
401(k) AND PROFIT SHARING PLAN

STATEMENTS OF CHANGES IN NET ASSETS AVAILABLE FOR BENEFITS

	FOR THE YEAR ENDED JUNE 30,	
	2016	2015
ADDITIONS		
Additions to net assets attributed to:		
Investment income:		
Net appreciation (depreciation) in fair value of investments	$ (32)	$ 16,795
Dividends	7,013	62,953
Other income	2,137	1,042
Total investment income	9,118	80,790
Interest on participants' notes receivable	4,976	6,783
Contributions:		
Participants	93,586	106,558
Total contributions	93,586	106,558
Total additions	107,680	194,131
DEDUCTIONS		
Deductions from net assets attributed to:		
Benefits paid to participants	259,849	358,875
Administrative fees	18,840	22,106
Total deductions	278,689	380,981
Net decrease	(171,009)	(186,850)
Net assets available for benefits:		
Beginning of year	2,617,161	2,804,011
End of year	$ 2,446,152	$ 2,617,161

See Notes to Financial Statements

NOTE 1 - DESCRIPTION OF PLAN

The following description of the Thomas Sign and Awning Company, Inc. 401(k) and Profit Sharing Plan (Plan) provides only general information. Participants should refer to the Plan agreement for a more complete description of the Plan's provisions.

General - The Plan was established July 1, 1984 and subsequently amended and restated. The Plan is a defined contribution plan available to qualifying employees of Thomas Sign and Awning Company, Inc. (Company) and ElectraLED, Inc., who have completed three months of service and have attained the age of eighteen. The Plan is subject to the provisions of the Employee Retirement Income Security Act of 1974 (ERISA). Effective July 1, 2015 the Plan was restated to bring the Plan into compliance with the Pension Protection Act of 2006 and other legislative and regulatory changes.

Administration - Under the terms of the Plan, a designated officer of the Company acts as the Plan administrator. A trustee, appointed by the Plan administrator, processes and maintains the records of participant data. The Company has contracted with Wells Fargo Bank, N.A. (Wells Fargo) to act as the trustee and record keeper.

Contributions - Each year participants may contribute up to Internal Revenue Code (IRC) limits, pretax annual compensation, as defined in the Plan. Participants may also contribute amounts representing distributions from other qualified or eligible defined benefit or contribution plans.

The Company may make matching contributions, qualified non-elective contributions and discretionary contributions. All Company contributions are allocated based either on compensation or salary deferrals as defined by the Plan, are determined at the Company's sole judgment, and are subject to certain limitations. No Company contributions were made for the years ended June 30, 2016 and 2015.

For the year ended June 30, 2016, excess contributions were made by the participants in the amount of $10,387, and were refunded to participants in the subsequent year and are included as a reduction in contributions and recorded as excess deferrals payable.

For the year ended June 30, 2015, excess contributions were made by participants in the amount of $4,543, and are recorded as a distribution in the year ended June 30, 2016.

Participant Accounts - Each participant's account is credited with the participant's contribution and allocations of (a) the Company's contribution(s) and, (b) Plan investment income (loss), and charged with an allocation of administrative fees. Allocations of administrative fees are based on account balances, as defined. The benefit to which a participant is entitled is the benefit that can be provided from the participant's vested account.

NOTE 1 - DESCRIPTION OF PLAN (Continued)

Vesting - Participants are immediately vested in all contributions plus actual investment income (loss) thereon.

Investment Options - A participant may direct contributions in any investment options offered by Wells Fargo.

Notes Receivable - Participants - Participants may borrow from their fund accounts a minimum of $1,000 up to a maximum equal to the lesser of $50,000 or 50% of their vested account balance. The loans are secured by the balance in the participant's account and bear interest at commercially reasonable rates of between 4.25% and 4.50% for the years ended June 30, 2016 and 2015. Loan terms generally range from 1 - 5 years and may be longer, if the loan is used for the purchase of a primary residence. Principal and interest is paid ratably through bi-weekly payroll deductions.

A loan is considered in default, if any scheduled loan repayment is not made by the end of the calendar quarter following the calendar quarter in which the missed payment was due.

The loans are measured at their unpaid principal balance plus any accrued but unpaid interest.

Payment of Benefits - The Plan provides for the payment of benefits upon retirement, death, disability, termination of employment and financial hardship by way of a lump-sum distribution, substantially equal installments and partial withdrawals.

The Plan has an agreement with Wells Fargo to facilitate the automatic rollover of certain mandatory distributions greater than $1,000 pursuant to the terms of the Plan and in compliance with section 401(a)(31)(B), to an IRA provider, Mid Atlantic Trust Company, a South Dakota registered, non-depository trust company (MATC). MATC will accept these automatic rollover distributions from the Plan and establish individual retirement accounts for the participants with respect to whom such rollover distributions are made.

Risks and Uncertainties - The Plan invests in various investment securities. Investment securities are exposed to various risks such as interest rate, market, and credit risks. Due to the level of risk associated with certain investment securities, it is at least reasonably possible that changes in the values of investment securities will occur in the near-term and that such changes could materially affect participants' account balances and the amounts reported in the Statements of Net Assets Available for Benefits.

NOTE 2 - SUMMARY OF ACCOUNTING POLICIES

Basis of Accounting - The financial statements of the Plan are prepared under the accrual method of accounting.

Use of Estimates - The preparation of financial statements in conformity with accounting principles generally accepted in the United States of America requires management to make estimates and assumptions that affect certain reported amounts and disclosures. Accordingly, actual results may differ from those estimates.

Investment Valuation and Income Recognition - Common/collective trust funds are required to be reported at contract value because contract value is the amount participants would receive, if they were to initial permitted transactions under the terms of the Plan. Mutual funds are stated at fair value. Fair value is determined by using closing prices on nationally recognized stock exchanges or over-the-counter markets where no formal exchanges exist, net of any fees paid or incurred.

Purchases and sales of securities are recorded on a trade-date basis. Dividends are recorded on the ex-dividend date. Interest is recorded on the accrual basis.

Subsequent Events - The Plan has evaluated events and transactions occurring subsequent to June 30, 2016 through the date of the independent auditor's report on page one, which is the date the financial statements were issued. Subsequent events occurring after this date have not been evaluated by the Plan.

Accounting Changes - In July 2015, the Financial Accounting Standards Board (FASB) issued Accounting Standards Update (ASU) 2015-12, *Plan Accounting: Defined Benefit Pension Plans (Topic 960), Defined Contribution Pension Plans (Topic 962), Health and Welfare Benefit Plans (Topic 965): (Part I) Fully Benefit-Responsive Investment Contracts, (Part II) Plan Investment Disclosures, (Part III) Measurement Date Practical Expedient*. Part I eliminates the requirements to measure the fair value of fully benefit-responsive investment contracts and provides certain disclosures. Contract value is the only required measure for fully benefit-responsive investment contracts. Part II eliminates the requirements to disclose individual investments that represent five percent or more of net assets available for benefits and the net appreciation (depreciation) in fair value of investments by general type. Part II also simplifies the level of disaggregation of investments that are measured using fair value. Plans will continue to disaggregate investments that are measured using fair value by general type; however, plans are no longer required to also disaggregate investments by nature, characteristics and risks. Further, the disclosure of information about fair value measurements shall be provided by general type of plan asset. Part III is not applicable to this Plan. The ASU is effective for fiscal years beginning after December 15, 2015, with early adoption permitted. Parts I and II are to be applied retrospectively. Management has elected to adopt Parts I and II early.

NOTE 3 - CERTIFIED INFORMATION

All investment information disclosed in the accompanying financial statements and supplemental schedule including investments held at June 30, 2016 and 2015, and net appreciation (depreciation) in fair value of investments, dividends, other income, interest, and administrative fees for the years ended June 30, 2016 and 2015, were obtained or derived from information supplied to the Plan administrator and certified as complete and accurate by Wells Fargo.

NOTE 4 - INVESTMENT CONTRACT WITH INSURANCE COMPANY

The Plan entered into a fully benefit-responsive investment contract with Wells Fargo who maintains the contributions in a general account. The account is credited with investment income (loss) on the underlying investments and charged for participant withdrawals and investment and administrative fees.

As described in Note 2, the fully benefit-responsive investment contract is reported at contract value. Contract value, as reported to the Plan by Wells Fargo, represents contributions made under the contract, plus investment income (loss), less participant withdrawals and investment and administrative fees. Participants may ordinarily direct the withdrawal or transfer of all or a portion of their investment at contract value.

Liquidation of the entire contract may cause a one-time adjustment to the contract value, a liquidation charge or a surrender charge, which would limit the Plan's ability to transact at contract value. The total liquidation is a contingent event which cannot be initiated by the Plan participants, and can only be initiated by the Plan Trustee upon termination of the Plan, or complete termination of the contract. The Plan administrator believes the occurrence of such event that would also limit the Plan's ability to transact at contract value with Plan participants is not probable.

NOTE 5 - FAIR VALUE MEASUREMENTS

FASB ASC 820, “Fair Value Measurements and Disclosures,” provides the framework for measuring fair value. That framework provides a fair value hierarchy that prioritizes the inputs to valuation techniques used to measure fair value. The hierarchy gives the highest priority to unadjusted quoted prices in active markets for identical assets or liabilities (Level 1 measurement) and the lowest priority to unobservable inputs (Level 3 measurement). The three levels of the fair value hierarchy under FASB ASC 820 are described as follows:

Level 1 - Inputs to the valuation methodology are unadjusted quoted prices for identical assets or liabilities in active markets that the Plan has the ability to access.

Level 2 - Inputs to the valuation methodology include quoted prices for similar assets or liabilities in active markets; quoted prices for identical or similar assets or liabilities in inactive markets;

NOTE 5 - FAIR VALUE MEASUREMENTS (Continued)

inputs other than quoted prices that are observable for the asset or liability; inputs that are derived principally from or corroborated by observable market data by correlation or other means. If the asset or liability has a specified (contractual) term, the Level 2 input must be observable for substantially the full term of the asset or liability.

Level 3 - Inputs to the valuation methodology are unobservable and significant to the fair value measurement. The valuation is typically based on the Plans own assumptions, as there is little, if any, related market activity.

The asset or liability's fair value measurement level within the fair value hierarchy is based on the lowest level of any input that is significant to the fair value measurement. Valuation techniques used need to maximize the use of observable inputs and minimize the use of unobservable inputs.

Following is a description of the valuation methodologies used for assets measured at fair value. There have been no changes in the methodologies used at June 30, 2016 and 2015.

Level 2 Fair Value Measurement

Mutual Funds - Investments in mutual funds are valued at fair value which is generally determined by quoted market price of the underlying investments.

The preceding method described may produce a fair value calculation that may not be indicative of net realizable value or reflective of future fair values. Furthermore, although the Plan believes its valuation method is appropriate and consistent with other market participants, the use of different methodologies or assumptions to determine the fair value of certain financial instruments could result in a different fair value measurement at the reporting date.

The following tables set forth by level, within the fair value hierarchy, the Plan's assets at fair value as of June 30, 2016 and 2015:

	June 30,	
	2016	2015
	Significant Other Observable Inputs (Level 2)	Significant Other Observable Inputs (Level 2)
Mutual Funds	$ 592,621	$ 724,701
Total investments at fair value	$ 592,621	$ 724,701

NOTE 5 - FAIR VALUE MEASUREMENTS (Continued)

Gains and losses (realized and unrealized) included in the Statements of Changes in Net Assets Available for Benefits for the years ended June 30, 2016 and 2015, are reported in net appreciation (depreciation) in fair value of investments.

NOTE 6 - RELATED-PARTY TRANSACTIONS

Certain Plan investments are managed by Wells Fargo. Wells Fargo is the trustee as defined by the Plan and, therefore, these transactions qualify as party-in-interest transactions. Fees paid by the Plan for investment management services rendered by parties-in-interest amounted to $18,840 and $22,106 for the years ended June 30, 2016 and 2015, respectively, and were based on customary and reasonable rates for such services. In addition, the Company paid for audit and legal fees on behalf of the Plan.

NOTE 7 - TAX STATUS

The Plan has adopted a prototype plan. The prototype plan obtained its latest opinion letter on March 31, 2014, in which the Internal Revenue Service stated that the prototype plan, as then designed, was in compliance with the applicable requirements of the IRC. The prototype plan has been amended since receiving the opinion letter. However, the Plan administrator and the Plan's tax counsel believe that the prototype plan is currently designed and being operated in compliance with the applicable requirements of the IRC. Therefore, no provision for income taxes has been included in the Plan's financial statements. The Plan files its tax return in the U.S. federal jurisdiction. With few exceptions, the Plan is no longer subject to U.S. federal examinations by tax authorities for the years before 2013.

NOTE 8 - PLAN TERMINATION AND/OR MODIFICATION

The Company intends to continue the Plan indefinitely for the benefit of its employees; however, it reserves the right to terminate and/or modify the Plan at any time by resolution of its Board of Directors and subject to the provisions of ERISA.

NOTE 9 - RECONCILIATION TO FORM 5500

The following is a reconciliation of net assets available for benefits at June 30, 2016 and 2015 per the financial statements to Form 5500:

	2016	2015
Net assets available for benefits per the financial statements	$ 2,446,152	$ 2,617,161
Cash to accrual difference:		
Excess deferrals payable	10,387	-
Net assets available for benefits per Form 5500	$ 2,456,539	$ 2,617,161

NOTE 9 - RECONCILATION TO FORM 5500 (Continued)

The following is a reconciliation of total additions to net assets available for benefits at June 30, 2016 and 2015 per the financial statements to Form 5500:

	2016	2015
Total additions to net assets available for benefits per the financial statements	$ 107,680	$ 194,131
Cash to accrual difference:		
Contributions	10,387	-
Total additions to net assets available for benefits per Form 5500	$ 118,067	$ 194,131

The following is a reconciliation of total deductions to net assets available for benefits at June 30, 2016 and 2015 per the financial statements to Form 5500:

	2016	2015
Total deductions to net assets available for benefits per the financial statements	$ 278,689	$ 380,981
Cash to accrual difference:		
Benefits paid to participants	-	29,811
Benefits payable	-	4,348
Total deductions to net assets available for benefits per Form 5500	$ 278,689	$ 415,140

THOMAS SIGN AND AWNING COMPANY, INC.
401(k) AND PROFIT SHARING PLAN

JUNE 30, 2016

SUPPLEMENTAL SCHEDULE

SCHEDULE H, LINE 4i - SCHEDULE OF ASSETS (HELD AT END OF YEAR)

PLAN NAME - Thomas Sign and Awning Company, Inc. 401(k) and Profit Sharing Plan
PLAN SPONSOR & EIN - Thomas Sign and Awning Company, Inc. EIN - 59-1436573
PLAN NUMBER - 001
PLAN YEAR END - June 30, 2016

(a)	(b) Identity of issue, borrower, lessor or similar party	(c) Description of investment including maturity date, rate of interest, collateral, par or maturity value	(d) Cost **	(e) Current value
	Fully benefit-repsonsive investment contract			
*	Wells Fargo Bank, N.A.	Stable Return Fund N		$ 1,620,231
*	Wells Fargo Bank, N.A.	Enhanced Stock Market Fund N		111,901
				1,732,132
	Mutual Funds			
	Putnam Investments	Multi-Cap Growth Fund Class A		279,950
	Vanguard	Windsor II Fund		142,517
	Janus	Global Research Fund Class T		52,475
*	Wells Fargo Bank, N.A.	Advantage Opportunity Fund Admin		30,428
	Fidelity Advisors	Equity Growth Fund Class T		28,757
*	Wells Fargo Bank, N.A.	Advantage Diversified Capital Builder Fund I		28,207
*	Wells Fargo Bank, N.A.	Advantage International Equity I		22,095
*	Wells Fargo Bank, N.A.	Advantage Core Bond Fund Admin		8,192
				592,621
*	Participant loans	4.25% - 4.50%, 1 - 5 years	$ 0	131,786
	Total Assets Held			$ 2,456,539

*** - A Party-in-interest as defined by ERISA**
**** - The cost of participant directed investments is not required to be disclosed**

THOMAS SIGN AND AWNING COMPANY, INC.
401(K) AND PROFIT SHARING PLAN

CLEARWATER, FLORIDA

FINANCIAL STATEMENTS

JUNE 30, 2016 AND 2015

THOMAS SIGN AND AWNING COMPANY, INC.
401(k) AND PROFIT SHARING PLAN

JUNE 30, 2016 AND 2015

C O N T E N T S

	PAGE NUMBER
Independent Auditor's Report	1
Statements of Net Assets Available for Benefits	3
Statements of Changes in Net Assets Available for Benefits	4
Notes to Financial Statements	5
Supplemental Schedule -	
Schedule H, line 4i - Schedule of Assets (Held at End of Year)	12

DwightDarby&Company
Certified Public Accountants

INDEPENDENT AUDITOR'S REPORT

February 2, 2017

To the Plan Administrator of
Thomas Sign and Awning Company, Inc.
401(k) and Profit Sharing Plan

Report on the Financial Statements

We were engaged to audit the accompanying financial statements of Thomas Sign and Awning Company, Inc. 401(k) and Profit Sharing Plan, which comprise the statements of net assets available for benefits as of June 30, 2016 and 2015, and the related statements of changes in net assets available for benefits for the years then ended, and the related notes to the financial statements.

Management's Responsibility for the Financial Statements

Plan management is responsible for the preparation and fair presentation of these financial statements in accordance with accounting principles generally accepted in the United States of America; this includes the design, implementation, and maintenance of internal control relevant to the preparation and fair presentation of financial statements that are free from material misstatement, whether due to fraud or error.

Auditor's Responsibility

Our responsibility is to express an opinion on these financial statements based on conducting the audit in accordance with auditing standards generally accepted in the United States of America. Because of the matter described in the Basis for Disclaimer of Opinion paragraph; however, we were not able to obtain sufficient appropriate audit evidence to provide a basis for an audit opinion.

Basis for Disclaimer of Opinion

As permitted by 29 CFR 2520.103-8 of the Department of Labor's Rules and Regulations for Reporting and Disclosure under the Employee Retirement Income Security Act of 1974, the plan administrator instructed us not to perform, and we did not perform, any auditing procedures with respect to the information in Note 3, which was certified by Wells Fargo Bank, N.A., the trustee of the Plan, except for comparing the information with the related information included in the financial statements and supplemental schedule. We have been informed by the plan administrator that the trustee holds the Plan's investment assets and executes investment transactions. The plan administrator has obtained a certification from the trustee as of and for the years ended June 30, 2016 and 2015, that the information provided to the plan administrator by the trustee is complete and accurate.

Disclaimer of Opinion

Because of the significance of the matter described in the Basis for Disclaimer of Opinion paragraph, we have not been able to obtain sufficient, appropriate audit evidence to provide a basis for an audit opinion. Accordingly, we do not express an opinion on these financial statements.

Other Matter

We were engaged for the purpose of forming an opinion on the financial statements as a whole. The supplemental schedule H, line 4i - Schedule of Assets (Held at End of Year), which is the responsibility of plan management, is presented for the purpose of additional analysis and is not a required part of the financial statements but is required by the Department of Labor's Rules and Regulations for Reporting and Disclosure under the Employee Retirement Income Security Act of 1974. Because of the significance of the matter described in the Basis for Disclaimer of Opinion paragraph, it is inappropriate to and we do not express an opinion on the supplemental schedule referred to above.

Report on Form and Content in Compliance With DOL Rules and Regulations

The form and content of the information included in the financial statements and supplemental schedule, other than that derived from the information certified by the trustee, have been audited by us in accordance with auditing standards generally accepted in the United States of America and, in our opinion, are presented in compliance with the Department of Labor's Rules and Regulations for Reporting and Disclosure under the Employee Retirement Income Security Act of 1974.

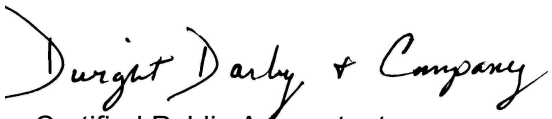

Certified Public Accountants

THOMAS SIGN AND AWNING COMPANY, INC.
401(k) AND PROFIT SHARING PLAN

STATEMENTS OF NET ASSETS AVAILABLE FOR BENEFITS

	JUNE 30,	
	2016	2015
ASSETS		
Fully benefit-responsive investments at contract value:		
Common/collective trust funds	$ 1,732,132	$ 1,768,706
Investments at fair value:		
Mutual funds	592,621	724,701
Total investments	2,324,753	2,493,407
Notes receivable:		
Participants	131,786	123,754
Total assets	2,456,539	2,617,161
LIABILITIES		
Excess deferrals payable	10,387	-
Total liabilities	10,387	-
Net assets available for benefits	$ 2,446,152	$ 2,617,161

See Notes to Financial Statements

THOMAS SIGN AND AWNING COMPANY, INC.
401(k) AND PROFIT SHARING PLAN

STATEMENTS OF CHANGES IN NET ASSETS AVAILABLE FOR BENEFITS

	FOR THE YEAR ENDED JUNE 30,	
	2016	2015
ADDITIONS		
Additions to net assets attributed to:		
Investment income:		
Net appreciation (depreciation) in fair value of investments	$ (32)	$ 16,795
Dividends	7,013	62,953
Other income	2,137	1,042
Total investment income	9,118	80,790
Interest on participants' notes receivable	4,976	6,783
Contributions:		
Participants	93,586	106,558
Total contributions	93,586	106,558
Total additions	107,680	194,131
DEDUCTIONS		
Deductions from net assets attributed to:		
Benefits paid to participants	259,849	358,875
Administrative fees	18,840	22,106
Total deductions	278,689	380,981
Net decrease	(171,009)	(186,850)
Net assets available for benefits:		
Beginning of year	2,617,161	2,804,011
End of year	$ 2,446,152	$ 2,617,161

See Notes to Financial Statements

NOTE 1 - DESCRIPTION OF PLAN

The following description of the Thomas Sign and Awning Company, Inc. 401(k) and Profit Sharing Plan (Plan) provides only general information. Participants should refer to the Plan agreement for a more complete description of the Plan's provisions.

General - The Plan was established July 1, 1984 and subsequently amended and restated. The Plan is a defined contribution plan available to qualifying employees of Thomas Sign and Awning Company, Inc. (Company) and ElectraLED, Inc., who have completed three months of service and have attained the age of eighteen. The Plan is subject to the provisions of the Employee Retirement Income Security Act of 1974 (ERISA). Effective July 1, 2015 the Plan was restated to bring the Plan into compliance with the Pension Protection Act of 2006 and other legislative and regulatory changes.

Administration - Under the terms of the Plan, a designated officer of the Company acts as the Plan administrator. A trustee, appointed by the Plan administrator, processes and maintains the records of participant data. The Company has contracted with Wells Fargo Bank, N.A. (Wells Fargo) to act as the trustee and record keeper.

Contributions - Each year participants may contribute up to Internal Revenue Code (IRC) limits, pretax annual compensation, as defined in the Plan. Participants may also contribute amounts representing distributions from other qualified or eligible defined benefit or contribution plans.

The Company may make matching contributions, qualified non-elective contributions and discretionary contributions. All Company contributions are allocated based either on compensation or salary deferrals as defined by the Plan, are determined at the Company's sole judgment, and are subject to certain limitations. No Company contributions were made for the years ended June 30, 2016 and 2015.

For the year ended June 30, 2016, excess contributions were made by the participants in the amount of $10,387, and were refunded to participants in the subsequent year and are included as a reduction in contributions and recorded as excess deferrals payable.

For the year ended June 30, 2015, excess contributions were made by participants in the amount of $4,543, and are recorded as a distribution in the year ended June 30, 2016.

Participant Accounts - Each participant's account is credited with the participant's contribution and allocations of (a) the Company's contribution(s) and, (b) Plan investment income (loss), and charged with an allocation of administrative fees. Allocations of administrative fees are based on account balances, as defined. The benefit to which a participant is entitled is the benefit that can be provided from the participant's vested account.

NOTE 1 - DESCRIPTION OF PLAN (Continued)

Vesting - Participants are immediately vested in all contributions plus actual investment income (loss) thereon.

Investment Options - A participant may direct contributions in any investment options offered by Wells Fargo.

Notes Receivable - Participants - Participants may borrow from their fund accounts a minimum of $1,000 up to a maximum equal to the lesser of $50,000 or 50% of their vested account balance. The loans are secured by the balance in the participant's account and bear interest at commercially reasonable rates of between 4.25% and 4.50% for the years ended June 30, 2016 and 2015. Loan terms generally range from 1 - 5 years and may be longer, if the loan is used for the purchase of a primary residence. Principal and interest is paid ratably through bi-weekly payroll deductions.

A loan is considered in default, if any scheduled loan repayment is not made by the end of the calendar quarter following the calendar quarter in which the missed payment was due.

The loans are measured at their unpaid principal balance plus any accrued but unpaid interest.

Payment of Benefits - The Plan provides for the payment of benefits upon retirement, death, disability, termination of employment and financial hardship by way of a lump-sum distribution, substantially equal installments and partial withdrawals.

The Plan has an agreement with Wells Fargo to facilitate the automatic rollover of certain mandatory distributions greater than $1,000 pursuant to the terms of the Plan and in compliance with section 401(a)(31)(B), to an IRA provider, Mid Atlantic Trust Company, a South Dakota registered, non-depository trust company (MATC). MATC will accept these automatic rollover distributions from the Plan and establish individual retirement accounts for the participants with respect to whom such rollover distributions are made.

Risks and Uncertainties - The Plan invests in various investment securities. Investment securities are exposed to various risks such as interest rate, market, and credit risks. Due to the level of risk associated with certain investment securities, it is at least reasonably possible that changes in the values of investment securities will occur in the near-term and that such changes could materially affect participants' account balances and the amounts reported in the Statements of Net Assets Available for Benefits.

NOTE 2 - SUMMARY OF ACCOUNTING POLICIES

Basis of Accounting - The financial statements of the Plan are prepared under the accrual method of accounting.

Use of Estimates - The preparation of financial statements in conformity with accounting principles generally accepted in the United States of America requires management to make estimates and assumptions that affect certain reported amounts and disclosures. Accordingly, actual results may differ from those estimates.

Investment Valuation and Income Recognition - Common/collective trust funds are required to be reported at contract value because contract value is the amount participants would receive, if they were to initial permitted transactions under the terms of the Plan. Mutual funds are stated at fair value. Fair value is determined by using closing prices on nationally recognized stock exchanges or over-the-counter markets where no formal exchanges exist, net of any fees paid or incurred.

Purchases and sales of securities are recorded on a trade-date basis. Dividends are recorded on the ex-dividend date. Interest is recorded on the accrual basis.

Subsequent Events - The Plan has evaluated events and transactions occurring subsequent to June 30, 2016 through the date of the independent auditor's report on page one, which is the date the financial statements were issued. Subsequent events occurring after this date have not been evaluated by the Plan.

Accounting Changes - In July 2015, the Financial Accounting Standards Board (FASB) issued Accounting Standards Update (ASU) 2015-12, *Plan Accounting: Defined Benefit Pension Plans (Topic 960), Defined Contribution Pension Plans (Topic 962), Health and Welfare Benefit Plans (Topic 965): (Part I) Fully Benefit-Responsive Investment Contracts, (Part II) Plan Investment Disclosures, (Part III) Measurement Date Practical Expedient*. Part I eliminates the requirements to measure the fair value of fully benefit-responsive investment contracts and provides certain disclosures. Contract value is the only required measure for fully benefit-responsive investment contracts. Part II eliminates the requirements to disclose individual investments that represent five percent or more of net assets available for benefits and the net appreciation (depreciation) in fair value of investments by general type. Part II also simplifies the level of disaggregation of investments that are measured using fair value. Plans will continue to disaggregate investments that are measured using fair value by general type; however, plans are no longer required to also disaggregate investments by nature, characteristics and risks. Further, the disclosure of information about fair value measurements shall be provided by general type of plan asset. Part III is not applicable to this Plan. The ASU is effective for fiscal years beginning after December 15, 2015, with early adoption permitted. Parts I and II are to be applied retrospectively. Management has elected to adopt Parts I and II early.

NOTE 3 - CERTIFIED INFORMATION

All investment information disclosed in the accompanying financial statements and supplemental schedule including investments held at June 30, 2016 and 2015, and net appreciation (depreciation) in fair value of investments, dividends, other income, interest, and administrative fees for the years ended June 30, 2016 and 2015, were obtained or derived from information supplied to the Plan administrator and certified as complete and accurate by Wells Fargo.

NOTE 4 - INVESTMENT CONTRACT WITH INSURANCE COMPANY

The Plan entered into a fully benefit-responsive investment contract with Wells Fargo who maintains the contributions in a general account. The account is credited with investment income (loss) on the underlying investments and charged for participant withdrawals and investment and administrative fees.

As described in Note 2, the fully benefit-responsive investment contract is reported at contract value. Contract value, as reported to the Plan by Wells Fargo, represents contributions made under the contract, plus investment income (loss), less participant withdrawals and investment and administrative fees. Participants may ordinarily direct the withdrawal or transfer of all or a portion of their investment at contract value.

Liquidation of the entire contract may cause a one-time adjustment to the contract value, a liquidation charge or a surrender charge, which would limit the Plan's ability to transact at contract value. The total liquidation is a contingent event which cannot be initiated by the Plan participants, and can only be initiated by the Plan Trustee upon termination of the Plan, or complete termination of the contract. The Plan administrator believes the occurrence of such event that would also limit the Plan's ability to transact at contract value with Plan participants is not probable.

NOTE 5 - FAIR VALUE MEASUREMENTS

FASB ASC 820, “Fair Value Measurements and Disclosures,” provides the framework for measuring fair value. That framework provides a fair value hierarchy that prioritizes the inputs to valuation techniques used to measure fair value. The hierarchy gives the highest priority to unadjusted quoted prices in active markets for identical assets or liabilities (Level 1 measurement) and the lowest priority to unobservable inputs (Level 3 measurement). The three levels of the fair value hierarchy under FASB ASC 820 are described as follows:

Level 1 - Inputs to the valuation methodology are unadjusted quoted prices for identical assets or liabilities in active markets that the Plan has the ability to access.

Level 2 - Inputs to the valuation methodology include quoted prices for similar assets or liabilities in active markets; quoted prices for identical or similar assets or liabilities in inactive markets;

NOTE 5 - FAIR VALUE MEASUREMENTS (Continued)

inputs other than quoted prices that are observable for the asset or liability; inputs that are derived principally from or corroborated by observable market data by correlation or other means. If the asset or liability has a specified (contractual) term, the Level 2 input must be observable for substantially the full term of the asset or liability.

Level 3 - Inputs to the valuation methodology are unobservable and significant to the fair value measurement. The valuation is typically based on the Plans own assumptions, as there is little, if any, related market activity.

The asset or liability's fair value measurement level within the fair value hierarchy is based on the lowest level of any input that is significant to the fair value measurement. Valuation techniques used need to maximize the use of observable inputs and minimize the use of unobservable inputs.

Following is a description of the valuation methodologies used for assets measured at fair value. There have been no changes in the methodologies used at June 30, 2016 and 2015.

Level 2 Fair Value Measurement

Mutual Funds - Investments in mutual funds are valued at fair value which is generally determined by quoted market price of the underlying investments.

The preceding method described may produce a fair value calculation that may not be indicative of net realizable value or reflective of future fair values. Furthermore, although the Plan believes its valuation method is appropriate and consistent with other market participants, the use of different methodologies or assumptions to determine the fair value of certain financial instruments could result in a different fair value measurement at the reporting date.

The following tables set forth by level, within the fair value hierarchy, the Plan's assets at fair value as of June 30, 2016 and 2015:

	June 30,	
	2016	2015
	Significant Other Observable Inputs (Level 2)	Significant Other Observable Inputs (Level 2)
Mutual Funds	$ 592,621	$ 724,701
Total investments at fair value	$ 592,621	$ 724,701

NOTE 5 - FAIR VALUE MEASUREMENTS (Continued)

Gains and losses (realized and unrealized) included in the Statements of Changes in Net Assets Available for Benefits for the years ended June 30, 2016 and 2015, are reported in net appreciation (depreciation) in fair value of investments.

NOTE 6 - RELATED-PARTY TRANSACTIONS

Certain Plan investments are managed by Wells Fargo. Wells Fargo is the trustee as defined by the Plan and, therefore, these transactions qualify as party-in-interest transactions. Fees paid by the Plan for investment management services rendered by parties-in-interest amounted to $18,840 and $22,106 for the years ended June 30, 2016 and 2015, respectively, and were based on customary and reasonable rates for such services. In addition, the Company paid for audit and legal fees on behalf of the Plan.

NOTE 7 - TAX STATUS

The Plan has adopted a prototype plan. The prototype plan obtained its latest opinion letter on March 31, 2014, in which the Internal Revenue Service stated that the prototype plan, as then designed, was in compliance with the applicable requirements of the IRC. The prototype plan has been amended since receiving the opinion letter. However, the Plan administrator and the Plan's tax counsel believe that the prototype plan is currently designed and being operated in compliance with the applicable requirements of the IRC. Therefore, no provision for income taxes has been included in the Plan's financial statements. The Plan files its tax return in the U.S. federal jurisdiction. With few exceptions, the Plan is no longer subject to U.S. federal examinations by tax authorities for the years before 2013.

NOTE 8 - PLAN TERMINATION AND/OR MODIFICATION

The Company intends to continue the Plan indefinitely for the benefit of its employees; however, it reserves the right to terminate and/or modify the Plan at any time by resolution of its Board of Directors and subject to the provisions of ERISA.

NOTE 9 - RECONCILIATION TO FORM 5500

The following is a reconciliation of net assets available for benefits at June 30, 2016 and 2015 per the financial statements to Form 5500:

	2016	2015
Net assets available for benefits per the financial statements	$ 2,446,152	$ 2,617,161
Cash to accrual difference:		
Excess deferrals payable	10,387	-
Net assets available for benefits per Form 5500	$ 2,456,539	$ 2,617,161

NOTE 9 - RECONCILATION TO FORM 5500 (Continued)

The following is a reconciliation of total additions to net assets available for benefits at June 30, 2016 and 2015 per the financial statements to Form 5500:

	2016	2015
Total additions to net assets available for benefits per the financial statements	$ 107,680	$ 194,131
Cash to accrual difference:		
Contributions	10,387	-
Total additions to net assets available for benefits per Form 5500	$ 118,067	$ 194,131

The following is a reconciliation of total deductions to net assets available for benefits at June 30, 2016 and 2015 per the financial statements to Form 5500:

	2016	2015
Total deductions to net assets available for benefits per the financial statements	$ 278,689	$ 380,981
Cash to accrual difference:		
Benefits paid to participants	-	29,811
Benefits payable	-	4,348
Total deductions to net assets available for benefits per Form 5500	$ 278,689	$ 415,140

THOMAS SIGN AND AWNING COMPANY, INC.
401(k) AND PROFIT SHARING PLAN

JUNE 30, 2016

SUPPLEMENTAL SCHEDULE

SCHEDULE H, LINE 4i - SCHEDULE OF ASSETS (HELD AT END OF YEAR)

PLAN NAME - Thomas Sign and Awning Company, Inc. 401(k) and Profit Sharing Plan
PLAN SPONSOR & EIN - Thomas Sign and Awning Company, Inc. EIN - 59-1436573
PLAN NUMBER - 001
PLAN YEAR END - June 30, 2016

(a)	(b) Identity of issue, borrower, lessor or similar party	(c) Description of investment including maturity date, rate of interest, collateral, par or maturity value	(d) Cost **	(e) Current value
	Fully benefit-repsonsive investment contract			
*	Wells Fargo Bank, N.A.	Stable Return Fund N		$ 1,620,231
*	Wells Fargo Bank, N.A.	Enhanced Stock Market Fund N		111,901
				1,732,132
	Mutual Funds			
	Putnam Investments	Multi-Cap Growth Fund Class A		279,950
	Vanguard	Windsor II Fund		142,517
	Janus	Global Research Fund Class T		52,475
*	Wells Fargo Bank, N.A.	Advantage Opportunity Fund Admin		30,428
	Fidelity Advisors	Equity Growth Fund Class T		28,757
*	Wells Fargo Bank, N.A.	Advantage Diversified Capital Builder Fund I		28,207
*	Wells Fargo Bank, N.A.	Advantage International Equity I		22,095
*	Wells Fargo Bank, N.A.	Advantage Core Bond Fund Admin		8,192
				592,621
*	Participant loans	4.25% - 4.50%, 1 - 5 years	$ 0	131,786
	Total Assets Held			$ 2,456,539

*** - A Party-in-interest as defined by ERISA**
**** - The cost of participant directed investments is not required to be disclosed**

THOMAS SIGN AND AWNING COMPANY, INC.
401(K) AND PROFIT SHARING PLAN

CLEARWATER, FLORIDA

FINANCIAL STATEMENTS

JUNE 30, 2016 AND 2015

THOMAS SIGN AND AWNING COMPANY, INC.
401(k) AND PROFIT SHARING PLAN

JUNE 30, 2016 AND 2015

C O N T E N T S

	PAGE NUMBER
Independent Auditor's Report	1
Statements of Net Assets Available for Benefits	3
Statements of Changes in Net Assets Available for Benefits	4
Notes to Financial Statements	5
Supplemental Schedule -	
Schedule H, line 4i - Schedule of Assets (Held at End of Year)	12

DwightDarby&Company
Certified Public Accountants

INDEPENDENT AUDITOR'S REPORT

February 2, 2017

To the Plan Administrator of
Thomas Sign and Awning Company, Inc.
401(k) and Profit Sharing Plan

Report on the Financial Statements

We were engaged to audit the accompanying financial statements of Thomas Sign and Awning Company, Inc. 401(k) and Profit Sharing Plan, which comprise the statements of net assets available for benefits as of June 30, 2016 and 2015, and the related statements of changes in net assets available for benefits for the years then ended, and the related notes to the financial statements.

Management's Responsibility for the Financial Statements

Plan management is responsible for the preparation and fair presentation of these financial statements in accordance with accounting principles generally accepted in the United States of America; this includes the design, implementation, and maintenance of internal control relevant to the preparation and fair presentation of financial statements that are free from material misstatement, whether due to fraud or error.

Auditor's Responsibility

Our responsibility is to express an opinion on these financial statements based on conducting the audit in accordance with auditing standards generally accepted in the United States of America. Because of the matter described in the Basis for Disclaimer of Opinion paragraph; however, we were not able to obtain sufficient appropriate audit evidence to provide a basis for an audit opinion.

Basis for Disclaimer of Opinion

As permitted by 29 CFR 2520.103-8 of the Department of Labor's Rules and Regulations for Reporting and Disclosure under the Employee Retirement Income Security Act of 1974, the plan administrator instructed us not to perform, and we did not perform, any auditing procedures with respect to the information in Note 3, which was certified by Wells Fargo Bank, N.A., the trustee of the Plan, except for comparing the information with the related information included in the financial statements and supplemental schedule. We have been informed by the plan administrator that the trustee holds the Plan's investment assets and executes investment transactions. The plan administrator has obtained a certification from the trustee as of and for the years ended June 30, 2016 and 2015, that the information provided to the plan administrator by the trustee is complete and accurate.

Disclaimer of Opinion

Because of the significance of the matter described in the Basis for Disclaimer of Opinion paragraph, we have not been able to obtain sufficient, appropriate audit evidence to provide a basis for an audit opinion. Accordingly, we do not express an opinion on these financial statements.

Other Matter

We were engaged for the purpose of forming an opinion on the financial statements as a whole. The supplemental schedule H, line 4i - Schedule of Assets (Held at End of Year), which is the responsibility of plan management, is presented for the purpose of additional analysis and is not a required part of the financial statements but is required by the Department of Labor's Rules and Regulations for Reporting and Disclosure under the Employee Retirement Income Security Act of 1974. Because of the significance of the matter described in the Basis for Disclaimer of Opinion paragraph, it is inappropriate to and we do not express an opinion on the supplemental schedule referred to above.

Report on Form and Content in Compliance With DOL Rules and Regulations

The form and content of the information included in the financial statements and supplemental schedule, other than that derived from the information certified by the trustee, have been audited by us in accordance with auditing standards generally accepted in the United States of America and, in our opinion, are presented in compliance with the Department of Labor's Rules and Regulations for Reporting and Disclosure under the Employee Retirement Income Security Act of 1974.

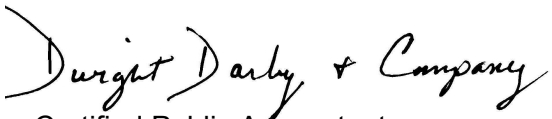

Certified Public Accountants

THOMAS SIGN AND AWNING COMPANY, INC.
401(k) AND PROFIT SHARING PLAN

STATEMENTS OF NET ASSETS AVAILABLE FOR BENEFITS

	JUNE 30,	
	2016	2015
ASSETS		
Fully benefit-responsive investments at contract value:		
Common/collective trust funds	$ 1,732,132	$ 1,768,706
Investments at fair value:		
Mutual funds	592,621	724,701
Total investments	2,324,753	2,493,407
Notes receivable:		
Participants	131,786	123,754
Total assets	2,456,539	2,617,161
LIABILITIES		
Excess deferrals payable	10,387	-
Total liabilities	10,387	-
Net assets available for benefits	$ 2,446,152	$ 2,617,161

See Notes to Financial Statements

THOMAS SIGN AND AWNING COMPANY, INC.
401(k) AND PROFIT SHARING PLAN

STATEMENTS OF CHANGES IN NET ASSETS AVAILABLE FOR BENEFITS

	FOR THE YEAR ENDED JUNE 30,	
	2016	2015
ADDITIONS		
Additions to net assets attributed to:		
Investment income:		
Net appreciation (depreciation) in fair value of investments	$ (32)	$ 16,795
Dividends	7,013	62,953
Other income	2,137	1,042
Total investment income	9,118	80,790
Interest on participants' notes receivable	4,976	6,783
Contributions:		
Participants	93,586	106,558
Total contributions	93,586	106,558
Total additions	107,680	194,131
DEDUCTIONS		
Deductions from net assets attributed to:		
Benefits paid to participants	259,849	358,875
Administrative fees	18,840	22,106
Total deductions	278,689	380,981
Net decrease	(171,009)	(186,850)
Net assets available for benefits:		
Beginning of year	2,617,161	2,804,011
End of year	$ 2,446,152	$ 2,617,161

See Notes to Financial Statements

NOTE 1 - DESCRIPTION OF PLAN

The following description of the Thomas Sign and Awning Company, Inc. 401(k) and Profit Sharing Plan (Plan) provides only general information. Participants should refer to the Plan agreement for a more complete description of the Plan's provisions.

General - The Plan was established July 1, 1984 and subsequently amended and restated. The Plan is a defined contribution plan available to qualifying employees of Thomas Sign and Awning Company, Inc. (Company) and ElectraLED, Inc., who have completed three months of service and have attained the age of eighteen. The Plan is subject to the provisions of the Employee Retirement Income Security Act of 1974 (ERISA). Effective July 1, 2015 the Plan was restated to bring the Plan into compliance with the Pension Protection Act of 2006 and other legislative and regulatory changes.

Administration - Under the terms of the Plan, a designated officer of the Company acts as the Plan administrator. A trustee, appointed by the Plan administrator, processes and maintains the records of participant data. The Company has contracted with Wells Fargo Bank, N.A. (Wells Fargo) to act as the trustee and record keeper.

Contributions - Each year participants may contribute up to Internal Revenue Code (IRC) limits, pretax annual compensation, as defined in the Plan. Participants may also contribute amounts representing distributions from other qualified or eligible defined benefit or contribution plans.

The Company may make matching contributions, qualified non-elective contributions and discretionary contributions. All Company contributions are allocated based either on compensation or salary deferrals as defined by the Plan, are determined at the Company's sole judgment, and are subject to certain limitations. No Company contributions were made for the years ended June 30, 2016 and 2015.

For the year ended June 30, 2016, excess contributions were made by the participants in the amount of $10,387, and were refunded to participants in the subsequent year and are included as a reduction in contributions and recorded as excess deferrals payable.

For the year ended June 30, 2015, excess contributions were made by participants in the amount of $4,543, and are recorded as a distribution in the year ended June 30, 2016.

Participant Accounts - Each participant's account is credited with the participant's contribution and allocations of (a) the Company's contribution(s) and, (b) Plan investment income (loss), and charged with an allocation of administrative fees. Allocations of administrative fees are based on account balances, as defined. The benefit to which a participant is entitled is the benefit that can be provided from the participant's vested account.

NOTE 1 - DESCRIPTION OF PLAN (Continued)

Vesting - Participants are immediately vested in all contributions plus actual investment income (loss) thereon.

Investment Options - A participant may direct contributions in any investment options offered by Wells Fargo.

Notes Receivable - Participants - Participants may borrow from their fund accounts a minimum of $1,000 up to a maximum equal to the lesser of $50,000 or 50% of their vested account balance. The loans are secured by the balance in the participant's account and bear interest at commercially reasonable rates of between 4.25% and 4.50% for the years ended June 30, 2016 and 2015. Loan terms generally range from 1 - 5 years and may be longer, if the loan is used for the purchase of a primary residence. Principal and interest is paid ratably through bi-weekly payroll deductions.

A loan is considered in default, if any scheduled loan repayment is not made by the end of the calendar quarter following the calendar quarter in which the missed payment was due.

The loans are measured at their unpaid principal balance plus any accrued but unpaid interest.

Payment of Benefits - The Plan provides for the payment of benefits upon retirement, death, disability, termination of employment and financial hardship by way of a lump-sum distribution, substantially equal installments and partial withdrawals.

The Plan has an agreement with Wells Fargo to facilitate the automatic rollover of certain mandatory distributions greater than $1,000 pursuant to the terms of the Plan and in compliance with section 401(a)(31)(B), to an IRA provider, Mid Atlantic Trust Company, a South Dakota registered, non-depository trust company (MATC). MATC will accept these automatic rollover distributions from the Plan and establish individual retirement accounts for the participants with respect to whom such rollover distributions are made.

Risks and Uncertainties - The Plan invests in various investment securities. Investment securities are exposed to various risks such as interest rate, market, and credit risks. Due to the level of risk associated with certain investment securities, it is at least reasonably possible that changes in the values of investment securities will occur in the near-term and that such changes could materially affect participants' account balances and the amounts reported in the Statements of Net Assets Available for Benefits.

NOTE 2 - SUMMARY OF ACCOUNTING POLICIES

Basis of Accounting - The financial statements of the Plan are prepared under the accrual method of accounting.

Use of Estimates - The preparation of financial statements in conformity with accounting principles generally accepted in the United States of America requires management to make estimates and assumptions that affect certain reported amounts and disclosures. Accordingly, actual results may differ from those estimates.

Investment Valuation and Income Recognition - Common/collective trust funds are required to be reported at contract value because contract value is the amount participants would receive, if they were to initial permitted transactions under the terms of the Plan. Mutual funds are stated at fair value. Fair value is determined by using closing prices on nationally recognized stock exchanges or over-the-counter markets where no formal exchanges exist, net of any fees paid or incurred.

Purchases and sales of securities are recorded on a trade-date basis. Dividends are recorded on the ex-dividend date. Interest is recorded on the accrual basis.

Subsequent Events - The Plan has evaluated events and transactions occurring subsequent to June 30, 2016 through the date of the independent auditor's report on page one, which is the date the financial statements were issued. Subsequent events occurring after this date have not been evaluated by the Plan.

Accounting Changes - In July 2015, the Financial Accounting Standards Board (FASB) issued Accounting Standards Update (ASU) 2015-12, *Plan Accounting: Defined Benefit Pension Plans (Topic 960), Defined Contribution Pension Plans (Topic 962), Health and Welfare Benefit Plans (Topic 965): (Part I) Fully Benefit-Responsive Investment Contracts, (Part II) Plan Investment Disclosures, (Part III) Measurement Date Practical Expedient*. Part I eliminates the requirements to measure the fair value of fully benefit-responsive investment contracts and provides certain disclosures. Contract value is the only required measure for fully benefit-responsive investment contracts. Part II eliminates the requirements to disclose individual investments that represent five percent or more of net assets available for benefits and the net appreciation (depreciation) in fair value of investments by general type. Part II also simplifies the level of disaggregation of investments that are measured using fair value. Plans will continue to disaggregate investments that are measured using fair value by general type; however, plans are no longer required to also disaggregate investments by nature, characteristics and risks. Further, the disclosure of information about fair value measurements shall be provided by general type of plan asset. Part III is not applicable to this Plan. The ASU is effective for fiscal years beginning after December 15, 2015, with early adoption permitted. Parts I and II are to be applied retrospectively. Management has elected to adopt Parts I and II early.

NOTE 3 - CERTIFIED INFORMATION

All investment information disclosed in the accompanying financial statements and supplemental schedule including investments held at June 30, 2016 and 2015, and net appreciation (depreciation) in fair value of investments, dividends, other income, interest, and administrative fees for the years ended June 30, 2016 and 2015, were obtained or derived from information supplied to the Plan administrator and certified as complete and accurate by Wells Fargo.

NOTE 4 - INVESTMENT CONTRACT WITH INSURANCE COMPANY

The Plan entered into a fully benefit-responsive investment contract with Wells Fargo who maintains the contributions in a general account. The account is credited with investment income (loss) on the underlying investments and charged for participant withdrawals and investment and administrative fees.

As described in Note 2, the fully benefit-responsive investment contract is reported at contract value. Contract value, as reported to the Plan by Wells Fargo, represents contributions made under the contract, plus investment income (loss), less participant withdrawals and investment and administrative fees. Participants may ordinarily direct the withdrawal or transfer of all or a portion of their investment at contract value.

Liquidation of the entire contract may cause a one-time adjustment to the contract value, a liquidation charge or a surrender charge, which would limit the Plan's ability to transact at contract value. The total liquidation is a contingent event which cannot be initiated by the Plan participants, and can only be initiated by the Plan Trustee upon termination of the Plan, or complete termination of the contract. The Plan administrator believes the occurrence of such event that would also limit the Plan's ability to transact at contract value with Plan participants is not probable.

NOTE 5 - FAIR VALUE MEASUREMENTS

FASB ASC 820, “Fair Value Measurements and Disclosures,” provides the framework for measuring fair value. That framework provides a fair value hierarchy that prioritizes the inputs to valuation techniques used to measure fair value. The hierarchy gives the highest priority to unadjusted quoted prices in active markets for identical assets or liabilities (Level 1 measurement) and the lowest priority to unobservable inputs (Level 3 measurement). The three levels of the fair value hierarchy under FASB ASC 820 are described as follows:

Level 1 - Inputs to the valuation methodology are unadjusted quoted prices for identical assets or liabilities in active markets that the Plan has the ability to access.

Level 2 - Inputs to the valuation methodology include quoted prices for similar assets or liabilities in active markets; quoted prices for identical or similar assets or liabilities in inactive markets;

NOTE 5 - FAIR VALUE MEASUREMENTS (Continued)

inputs other than quoted prices that are observable for the asset or liability; inputs that are derived principally from or corroborated by observable market data by correlation or other means. If the asset or liability has a specified (contractual) term, the Level 2 input must be observable for substantially the full term of the asset or liability.

Level 3 - Inputs to the valuation methodology are unobservable and significant to the fair value measurement. The valuation is typically based on the Plans own assumptions, as there is little, if any, related market activity.

The asset or liability's fair value measurement level within the fair value hierarchy is based on the lowest level of any input that is significant to the fair value measurement. Valuation techniques used need to maximize the use of observable inputs and minimize the use of unobservable inputs.

Following is a description of the valuation methodologies used for assets measured at fair value. There have been no changes in the methodologies used at June 30, 2016 and 2015.

Level 2 Fair Value Measurement

Mutual Funds - Investments in mutual funds are valued at fair value which is generally determined by quoted market price of the underlying investments.

The preceding method described may produce a fair value calculation that may not be indicative of net realizable value or reflective of future fair values. Furthermore, although the Plan believes its valuation method is appropriate and consistent with other market participants, the use of different methodologies or assumptions to determine the fair value of certain financial instruments could result in a different fair value measurement at the reporting date.

The following tables set forth by level, within the fair value hierarchy, the Plan's assets at fair value as of June 30, 2016 and 2015:

	June 30,	
	2016	2015
	Significant Other Observable Inputs (Level 2)	Significant Other Observable Inputs (Level 2)
Mutual Funds	$ 592,621	$ 724,701
Total investments at fair value	$ 592,621	$ 724,701

NOTE 5 - FAIR VALUE MEASUREMENTS (Continued)

Gains and losses (realized and unrealized) included in the Statements of Changes in Net Assets Available for Benefits for the years ended June 30, 2016 and 2015, are reported in net appreciation (depreciation) in fair value of investments.

NOTE 6 - RELATED-PARTY TRANSACTIONS

Certain Plan investments are managed by Wells Fargo. Wells Fargo is the trustee as defined by the Plan and, therefore, these transactions qualify as party-in-interest transactions. Fees paid by the Plan for investment management services rendered by parties-in-interest amounted to $18,840 and $22,106 for the years ended June 30, 2016 and 2015, respectively, and were based on customary and reasonable rates for such services. In addition, the Company paid for audit and legal fees on behalf of the Plan.

NOTE 7 - TAX STATUS

The Plan has adopted a prototype plan. The prototype plan obtained its latest opinion letter on March 31, 2014, in which the Internal Revenue Service stated that the prototype plan, as then designed, was in compliance with the applicable requirements of the IRC. The prototype plan has been amended since receiving the opinion letter. However, the Plan administrator and the Plan's tax counsel believe that the prototype plan is currently designed and being operated in compliance with the applicable requirements of the IRC. Therefore, no provision for income taxes has been included in the Plan's financial statements. The Plan files its tax return in the U.S. federal jurisdiction. With few exceptions, the Plan is no longer subject to U.S. federal examinations by tax authorities for the years before 2013.

NOTE 8 - PLAN TERMINATION AND/OR MODIFICATION

The Company intends to continue the Plan indefinitely for the benefit of its employees; however, it reserves the right to terminate and/or modify the Plan at any time by resolution of its Board of Directors and subject to the provisions of ERISA.

NOTE 9 - RECONCILIATION TO FORM 5500

The following is a reconciliation of net assets available for benefits at June 30, 2016 and 2015 per the financial statements to Form 5500:

	2016	2015
Net assets available for benefits per the financial statements	$ 2,446,152	$ 2,617,161
Cash to accrual difference:		
Excess deferrals payable	10,387	-
Net assets available for benefits per Form 5500	$ 2,456,539	$ 2,617,161

NOTE 9 - RECONCILATION TO FORM 5500 (Continued)

The following is a reconciliation of total additions to net assets available for benefits at June 30, 2016 and 2015 per the financial statements to Form 5500:

	2016	2015
Total additions to net assets available for benefits per the financial statements	$ 107,680	$ 194,131
Cash to accrual difference:		
Contributions	10,387	-
Total additions to net assets available for benefits per Form 5500	$ 118,067	$ 194,131

The following is a reconciliation of total deductions to net assets available for benefits at June 30, 2016 and 2015 per the financial statements to Form 5500:

	2016	2015
Total deductions to net assets available for benefits per the financial statements	$ 278,689	$ 380,981
Cash to accrual difference:		
Benefits paid to participants	-	29,811
Benefits payable	-	4,348
Total deductions to net assets available for benefits per Form 5500	$ 278,689	$ 415,140

THOMAS SIGN AND AWNING COMPANY, INC.
401(k) AND PROFIT SHARING PLAN

JUNE 30, 2016

SUPPLEMENTAL SCHEDULE

SCHEDULE H, LINE 4i - SCHEDULE OF ASSETS (HELD AT END OF YEAR)

PLAN NAME - Thomas Sign and Awning Company, Inc. 401(k) and Profit Sharing Plan
PLAN SPONSOR & EIN - Thomas Sign and Awning Company, Inc. EIN - 59-1436573
PLAN NUMBER - 001
PLAN YEAR END - June 30, 2016

(a)	(b) Identity of issue, borrower, lessor or similar party	(c) Description of investment including maturity date, rate of interest, collateral, par or maturity value	(d) Cost **	(e) Current value
	Fully benefit-repsonsive investment contract			
*	Wells Fargo Bank, N.A.	Stable Return Fund N		$ 1,620,231
*	Wells Fargo Bank, N.A.	Enhanced Stock Market Fund N		111,901
				1,732,132
	Mutual Funds			
	Putnam Investments	Multi-Cap Growth Fund Class A		279,950
	Vanguard	Windsor II Fund		142,517
	Janus	Global Research Fund Class T		52,475
*	Wells Fargo Bank, N.A.	Advantage Opportunity Fund Admin		30,428
	Fidelity Advisors	Equity Growth Fund Class T		28,757
*	Wells Fargo Bank, N.A.	Advantage Diversified Capital Builder Fund I		28,207
*	Wells Fargo Bank, N.A.	Advantage International Equity I		22,095
*	Wells Fargo Bank, N.A.	Advantage Core Bond Fund Admin		8,192
				592,621
*	Participant loans	4.25% - 4.50%, 1 - 5 years	$ 0	131,786
	Total Assets Held			$ 2,456,539

*** - A Party-in-interest as defined by ERISA**
**** - The cost of participant directed investments is not required to be disclosed**