Form 5500

Department of the Treasury
Internal Revenue Service

Department of Labor
Employee Benefits Security Administration

Pension Benefit Guaranty Corporation

Annual Return/Report of Employee Benefit Plan

This form is required to be filed for employee benefit plans under sections 104 and 4065 of the Employee Retirement Income Security Act of 1974 (ERISA) and sections 6057(b) and 6058(a) of the Internal Revenue Code (the Code).

▶ **Complete all entries in accordance with the instructions to the Form 5500.**

OMB Nos. 1210-0110
1210-0089

2016

This Form is Open to Public Inspection

Part I Annual Report Identification Information

For calendar plan year 2016 or fiscal plan year beginning 01/01/2016 and ending 12/31/2016

A This return/report is for:
- ☐ a multiemployer plan
- ☐ a multiple-employer plan (Filers checking this box must attach a list of participating employer information in accordance with the form instructions.)
- ☒ a single-employer plan
- ☐ a DFE (specify) ____

B This return/report is:
- ☐ the first return/report
- ☐ the final return/report
- ☐ an amended return/report
- ☐ a short plan year return/report (less than 12 months)

C If the plan is a collectively-bargained plan, check here. . . . . ▶ ☐

D Check box if filing under:
- ☒ Form 5558
- ☐ automatic extension
- ☐ the DFVC program
- ☐ special extension (enter description)

Part II Basic Plan Information—enter all requested information

1a Name of plan
MORNING STAR COMPANY 401(K) PROFIT SHARING PLAN

1b Three-digit plan number (PN) ▶ 003

1c Effective date of plan 01/01/1985

2a Plan sponsor's name (employer, if for a single-employer plan)
Mailing address (include room, apt., suite no. and street, or P.O. Box)
City or town, state or province, country, and ZIP or foreign postal code (if foreign, see instructions)
MORNING STAR COMPANY

724 MAIN STREET
WOODLAND, CA 95695

2b Employer Identification Number (EIN) 94-2421552

2c Plan Sponsor's telephone number 916-928-6551

2d Business code (see instructions) 115110

Caution: A penalty for the late or incomplete filing of this return/report will be assessed unless reasonable cause is established.

Under penalties of perjury and other penalties set forth in the instructions, I declare that I have examined this return/report, including accompanying schedules, statements and attachments, as well as the electronic version of this return/report, and to the best of my knowledge and belief, it is true, correct, and complete.

SIGN HERE	Filed with authorized/valid electronic signature.	09/28/2017	TIM CRUISE
	Signature of plan administrator	Date	Enter name of individual signing as plan administrator
SIGN HERE	Filed with authorized/valid electronic signature.	09/28/2017	TIM CRUISE
	Signature of employer/plan sponsor	Date	Enter name of individual signing as employer or plan sponsor
SIGN HERE			
	Signature of DFE	Date	Enter name of individual signing as DFE

Preparer's name (including firm name, if applicable) and address (include room or suite number)

Preparer's telephone number

3a Plan administrator's name and address [X] Same as Plan Sponsor	**3b** Administrator's EIN	
	3c Administrator's telephone number	
4 If the name and/or EIN of the plan sponsor has changed since the last return/report filed for this plan, enter the name, EIN and the plan number from the last return/report:	**4b** EIN	
a Sponsor's name	**4c** PN	

5 Total number of participants at the beginning of the plan year	**5**	947
6 Number of participants as of the end of the plan year unless otherwise stated (welfare plans complete only lines **6a(1), 6a(2), 6b, 6c,** and **6d**).		
a(1) Total number of active participants at the beginning of the plan year	**6a(1)**	485
a(2) Total number of active participants at the end of the plan year	**6a(2)**	496
b Retired or separated participants receiving benefits	**6b**	0
c Other retired or separated participants entitled to future benefits	**6c**	531
d Subtotal. Add lines **6a(2)**, **6b**, and **6c**.	**6d**	1027
e Deceased participants whose beneficiaries are receiving or are entitled to receive benefits.	**6e**	3
f Total. Add lines **6d** and **6e**.	**6f**	1030
g Number of participants with account balances as of the end of the plan year (only defined contribution plans complete this item)	**6g**	915
h Number of participants that terminated employment during the plan year with accrued benefits that were less than 100% vested	**6h**	172
7 Enter the total number of employers obligated to contribute to the plan (only multiemployer plans complete this item)	**7**	

8a If the plan provides pension benefits, enter the applicable pension feature codes from the List of Plan Characteristics Codes in the instructions:
2E 2F 2G 2J 2K 2R 2T 3D

b If the plan provides welfare benefits, enter the applicable welfare feature codes from the List of Plan Characteristics Codes in the instructions:

9a Plan funding arrangement (check all that apply)		**9b** Plan benefit arrangement (check all that apply)	
(1)	[ ] Insurance	**(1)**	[ ] Insurance
(2)	[ ] Code section 412(e)(3) insurance contracts	**(2)**	[ ] Code section 412(e)(3) insurance contracts
(3)	[X] Trust	**(3)**	[X] Trust
(4)	[ ] General assets of the sponsor	**(4)**	[ ] General assets of the sponsor

10 Check all applicable boxes in 10a and 10b to indicate which schedules are attached, and, where indicated, enter the number attached. (See instructions)

a Pension Schedules

(1) [X] **R** (Retirement Plan Information)

(2) [ ] **MB** (Multiemployer Defined Benefit Plan and Certain Money Purchase Plan Actuarial Information) - signed by the plan actuary

(3) [ ] **SB** (Single-Employer Defined Benefit Plan Actuarial Information) - signed by the plan actuary

b General Schedules

(1) [X] **H** (Financial Information)

(2) [ ] **I** (Financial Information – Small Plan)

(3) [ ] **A** (Insurance Information) ___

(4) [X] **C** (Service Provider Information)

(5) [X] **D** (DFE/Participating Plan Information)

(6) [ ] **G** (Financial Transaction Schedules)

Part III Form M-1 Compliance Information (to be completed by welfare benefit plans)

11a If the plan provides welfare benefits, was the plan subject to the Form M-1 filing requirements during the plan year? (See instructions and 29 CFR 2520.101-2.) ..... ☐ Yes ☐ No

If "Yes" is checked, complete lines 11b and 11c.

11b Is the plan currently in compliance with the Form M-1 filing requirements? (See instructions and 29 CFR 2520.101-2.) ..... ☐ Yes ☐ No

11c Enter the Receipt Confirmation Code for the 2016 Form M-1 annual report. If the plan was not required to file the 2016 Form M-1 annual report, enter the Receipt Confirmation Code for the most recent Form M-1 that was required to be filed under the Form M-1 filing requirements. (Failure to enter a valid Receipt Confirmation Code will subject the Form 5500 filing to rejection as incomplete.)

Receipt Confirmation Code_____

SCHEDULE C (Form 5500)	Service Provider Information	OMB No. 1210-0110
Department of the Treasury Internal Revenue Service Department of Labor Employee Benefits Security Administration Pension Benefit Guaranty Corporation	This schedule is required to be filed under section 104 of the Employee Retirement Income Security Act of 1974 (ERISA). ▶ **File as an attachment to Form 5500.**	**2016** **This Form is Open to Public Inspection.**

For calendar plan year 2016 or fiscal plan year beginning 01/01/2016 and ending 12/31/2016

A Name of plan	**B** Three-digit plan number (PN) ▶	
MORNING STAR COMPANY 401(K) PROFIT SHARING PLAN		003
C Plan sponsor's name as shown on line 2a of Form 5500	**D** Employer Identification Number (EIN)	
MORNING STAR COMPANY	94-2421552	

Part I Service Provider Information (see instructions)

You must complete this Part, in accordance with the instructions, to report the information required for **each person** who received, directly or indirectly, $5,000 or more in total compensation (i.e., money or anything else of monetary value) in connection with services rendered to the plan or the person's position with the plan during the plan year. If a person received **only** eligible indirect compensation for which the plan received the required disclosures, you are required to answer line 1 but are not required to include that person when completing the remainder of this Part.

1 Information on Persons Receiving Only Eligible Indirect Compensation

a Check "Yes" or "No" to indicate whether you are excluding a person from the remainder of this Part because they received only eligible indirect compensation for which the plan received the required disclosures (see instructions for definitions and conditions).. . . . . [X] Yes [ ] No

b If you answered line 1a "Yes," enter the name and EIN or address of each person providing the required disclosures for the service providers who received only eligible indirect compensation. Complete as many entries as needed (see instructions).

(b) Enter name and EIN or address of person who provided you disclosures on eligible indirect compensation

AMERICAN FUNDS

95-1411037

(b) Enter name and EIN or address of person who provided you disclosures on eligible indirect compensation

BARON CAPITAL GROUP

13-3122938

(b) Enter name and EIN or address of person who provided you disclosures on eligible indirect compensation

NORTHERN FUNDS

39-1777365

(b) Enter name and EIN or address of person who provided you disclosures on eligible indirect compensation

MFS

04-2747644

(b) Enter name and EIN or address of person who provided you disclosures on eligible indirect compensation

T. ROWE PRICE

52-2264646

(b) Enter name and EIN or address of person who provided you disclosures on eligible indirect compensation

PIMCO

95-2632339

(b) Enter name and EIN or address of person who provided you disclosures on eligible indirect compensation

HARBOR

04-2679462

(b) Enter name and EIN or address of person who provided you disclosures on eligible indirect compensation

ACADIAN

04-2929221

(b) Enter name and EIN or address of person who provided you disclosures on eligible indirect compensation

AMERICAN BEACON

75-2401150

(b) Enter name and EIN or address of person who provided you disclosures on eligible indirect compensation

(b) Enter name and EIN or address of person who provided you disclosures on eligible indirect compensation

(b) Enter name and EIN or address of person who provided you disclosures on eligible indirect compensation

2. Information on Other Service Providers Receiving Direct or Indirect Compensation. Except for those persons for whom you answered "Yes" to line 1a above, complete as many entries as needed to list each person receiving, directly or indirectly, $5,000 or more in total compensation (i.e., money or anything else of value) in connection with services rendered to the plan or their position with the plan during the plan year. (See instructions).

(a) Enter name and EIN or address (see instructions)

WELLS FARGO BANK, N.A.

94-1347393

(b) Service Code(s)	(c) Relationship to employer, employee organization, or person known to be a party-in-interest	(d) Enter direct compensation paid by the plan. If none, enter -0-.	(e) Did service provider receive indirect compensation? (sources other than plan or plan sponsor)	(f) Did indirect compensation include eligible indirect compensation, for which the plan received the required disclosures?	(g) Enter total indirect compensation received by service provider excluding eligible indirect compensation for which you answered "Yes" to element (f). If none, enter -0-.	(h) Did the service provider give you a formula instead of an amount or estimated amount?
15 27 37 49 50 51 60 62 63 64	SERVICE PROVIDER	34514	Yes [X] No [ ]	Yes [X] No [ ]	0	Yes [ ] No [X]

(a) Enter name and EIN or address (see instructions)

(b) Service Code(s)	(c) Relationship to employer, employee organization, or person known to be a party-in-interest	(d) Enter direct compensation paid by the plan. If none, enter -0-.	(e) Did service provider receive indirect compensation? (sources other than plan or plan sponsor)	(f) Did indirect compensation include eligible indirect compensation, for which the plan received the required disclosures?	(g) Enter total indirect compensation received by service provider excluding eligible indirect compensation for which you answered "Yes" to element (f). If none, enter -0-.	(h) Did the service provider give you a formula instead of an amount or estimated amount?
			Yes [ ] No [ ]	Yes [ ] No [ ]		Yes [ ] No [ ]

(a) Enter name and EIN or address (see instructions)

(b) Service Code(s)	(c) Relationship to employer, employee organization, or person known to be a party-in-interest	(d) Enter direct compensation paid by the plan. If none, enter -0-.	(e) Did service provider receive indirect compensation? (sources other than plan or plan sponsor)	(f) Did indirect compensation include eligible indirect compensation, for which the plan received the required disclosures?	(g) Enter total indirect compensation received by service provider excluding eligible indirect compensation for which you answered "Yes" to element (f). If none, enter -0-.	(h) Did the service provider give you a formula instead of an amount or estimated amount?
			Yes [ ] No [ ]	Yes [ ] No [ ]		Yes [ ] No [ ]

2. Information on Other Service Providers Receiving Direct or Indirect Compensation. Except for those persons for whom you answered "Yes" to line 1a above, complete as many entries as needed to list each person receiving, directly or indirectly, $5,000 or more in total compensation (i.e., money or anything else of value) in connection with services rendered to the plan or their position with the plan during the plan year. (See instructions).

(a) Enter name and EIN or address (see instructions)

(b) Service Code(s)	**(c)** Relationship to employer, employee organization, or person known to be a party-in-interest	**(d)** Enter direct compensation paid by the plan. If none, enter -0-.	**(e)** Did service provider receive indirect compensation? (sources other than plan or plan sponsor)	**(f)** Did indirect compensation include eligible indirect compensation, for which the plan received the required disclosures?	**(g)** Enter total indirect compensation received by service provider excluding eligible indirect compensation for which you answered "Yes" to element (f). If none, enter -0-.	**(h)** Did the service provider give you a formula instead of an amount or estimated amount?
			Yes ☐ No ☐	Yes ☐ No ☐		Yes ☐ No ☐

(a) Enter name and EIN or address (see instructions)

(b) Service Code(s)	**(c)** Relationship to employer, employee organization, or person known to be a party-in-interest	**(d)** Enter direct compensation paid by the plan. If none, enter -0-.	**(e)** Did service provider receive indirect compensation? (sources other than plan or plan sponsor)	**(f)** Did indirect compensation include eligible indirect compensation, for which the plan received the required disclosures?	**(g)** Enter total indirect compensation received by service provider excluding eligible indirect compensation for which you answered "Yes" to element (f). If none, enter -0-.	**(h)** Did the service provider give you a formula instead of an amount or estimated amount?
			Yes ☐ No ☐	Yes ☐ No ☐		Yes ☐ No ☐

(a) Enter name and EIN or address (see instructions)

(b) Service Code(s)	**(c)** Relationship to employer, employee organization, or person known to be a party-in-interest	**(d)** Enter direct compensation paid by the plan. If none, enter -0-.	**(e)** Did service provider receive indirect compensation? (sources other than plan or plan sponsor)	**(f)** Did indirect compensation include eligible indirect compensation, for which the plan received the required disclosures?	**(g)** Enter total indirect compensation received by service provider excluding eligible indirect compensation for which you answered "Yes" to element (f). If none, enter -0-.	**(h)** Did the service provider give you a formula instead of an amount or estimated amount?
			Yes ☐ No ☐	Yes ☐ No ☐		Yes ☐ No ☐

Part I Service Provider Information (continued)

3. If you reported on line 2 receipt of indirect compensation, other than eligible indirect compensation, by a service provider, and the service provider is a fiduciary or provides contract administrator, consulting, custodial, investment advisory, investment management, broker, or recordkeeping services, answer the following questions for (a) each source from whom the service provider received $1,000 or more in indirect compensation and (b) each source for whom the service provider gave you a formula used to determine the indirect compensation instead of an amount or estimated amount of the indirect compensation. Complete as many entries as needed to report the required information for each source.

(a) Enter service provider name as it appears on line 2	**(b)** Service Codes (see instructions)	**(c)** Enter amount of indirect compensation
(d) Enter name and EIN (address) of source of indirect compensation	**(e)** Describe the indirect compensation, including any formula used to determine the service provider's eligibility for or the amount of the indirect compensation.	

(a) Enter service provider name as it appears on line 2	**(b)** Service Codes (see instructions)	**(c)** Enter amount of indirect compensation
(d) Enter name and EIN (address) of source of indirect compensation	**(e)** Describe the indirect compensation, including any formula used to determine the service provider's eligibility for or the amount of the indirect compensation.	

(a) Enter service provider name as it appears on line 2	**(b)** Service Codes (see instructions)	**(c)** Enter amount of indirect compensation
(d) Enter name and EIN (address) of source of indirect compensation	**(e)** Describe the indirect compensation, including any formula used to determine the service provider's eligibility for or the amount of the indirect compensation.	

Part II Service Providers Who Fail or Refuse to Provide Information

4 Provide, to the extent possible, the following information for each service provider who failed or refused to provide the information necessary to complete this Schedule.

(a) Enter name and EIN or address of service provider (see instructions)	**(b)** Nature of Service Code(s)	**(c)** Describe the information that the service provider failed or refused to provide

(a) Enter name and EIN or address of service provider (see instructions)	**(b)** Nature of Service Code(s)	**(c)** Describe the information that the service provider failed or refused to provide

(a) Enter name and EIN or address of service provider (see instructions)	**(b)** Nature of Service Code(s)	**(c)** Describe the information that the service provider failed or refused to provide

(a) Enter name and EIN or address of service provider (see instructions)	**(b)** Nature of Service Code(s)	**(c)** Describe the information that the service provider failed or refused to provide

(a) Enter name and EIN or address of service provider (see instructions)	**(b)** Nature of Service Code(s)	**(c)** Describe the information that the service provider failed or refused to provide

(a) Enter name and EIN or address of service provider (see instructions)	**(b)** Nature of Service Code(s)	**(c)** Describe the information that the service provider failed or refused to provide

Part III Termination Information on Accountants and Enrolled Actuaries (see instructions)

(complete as many entries as needed)

a Name:	**b** EIN:
c Position:	
d Address:	**e** Telephone:

Explanation:

a Name:	**b** EIN:
c Position:	
d Address:	**e** Telephone:

Explanation:

a Name:	**b** EIN:
c Position:	
d Address:	**e** Telephone:

Explanation:

a Name:	**b** EIN:
c Position:	
d Address:	**e** Telephone:

Explanation:

a Name:	**b** EIN:
c Position:	
d Address:	**e** Telephone:

Explanation:

SCHEDULE D (Form 5500)

Department of the Treasury
Internal Revenue Service

Department of Labor
Employee Benefits Security Administration

DFE/Participating Plan Information

This schedule is required to be filed under section 104 of the Employee Retirement Income Security Act of 1974 (ERISA).

▶ **File as an attachment to Form 5500.**

OMB No. 1210-0110

2016

This Form is Open to Public Inspection.

For calendar plan year 2016 or fiscal plan year beginning 01/01/2016 and ending 12/31/2016

A Name of plan
MORNING STAR COMPANY 401(K) PROFIT SHARING PLAN

B Three-digit plan number (PN) ▶ 003

C Plan or DFE sponsor's name as shown on line 2a of Form 5500
MORNING STAR COMPANY

D Employer Identification Number (EIN)
94-2421552

Part I **Information on interests in MTIAs, CCTs, PSAs, and 103-12 IEs (to be completed by plans and DFEs)**
(Complete as many entries as needed to report all interests in DFEs)

a Name of MTIA, CCT, PSA, or 103-12 IE: WELLS FARGO STABLE RETURN FUND N

b Name of sponsor of entity listed in (a): WELLS FARGO BANK, N.A.

c EIN-PN	**d** Entity code	**e** Dollar value of interest in MTIA, CCT, PSA, or 103-12 IE at end of year (see instructions)
41-6202499-001	C	3813339

a Name of MTIA, CCT, PSA, or 103-12 IE: WELLS FARGO STABEL RETURN FUND TR

b Name of sponsor of entity listed in (a): WELLS FARGO BANK, N.A.

c EIN-PN	**d** Entity code	**e** Dollar value of interest in MTIA, CCT, PSA, or 103-12 IE at end of year (see instructions)
46-6208187-001	C	37736

a Name of MTIA, CCT, PSA, or 103-12 IE: WELLS FARGO CORE BOND CIT TR

b Name of sponsor of entity listed in (a): WELLS FARGO BANK, N.A.

c EIN-PN	**d** Entity code	**e** Dollar value of interest in MTIA, CCT, PSA, or 103-12 IE at end of year (see instructions)
94-3222878-001	C	30122

a Name of MTIA, CCT, PSA, or 103-12 IE: WELLS FARGO INTL BOND CIT TR

b Name of sponsor of entity listed in (a): WELLS FARGO BANK, N.A.

c EIN-PN	**d** Entity code	**e** Dollar value of interest in MTIA, CCT, PSA, or 103-12 IE at end of year (see instructions)
46-6136833-001	C	8953

a Name of MTIA, CCT, PSA, or 103-12 IE: WELLS FARGO/BLACKROCK INTERNATIONAL

b Name of sponsor of entity listed in (a): WELLS FARGO BANK, N.A.

c EIN-PN	**d** Entity code	**e** Dollar value of interest in MTIA, CCT, PSA, or 103-12 IE at end of year (see instructions)
52-2265229-001	C	31913

a Name of MTIA, CCT, PSA, or 103-12 IE: WELLS FARGO/CAUSEWAY INTL VALUE CIT

b Name of sponsor of entity listed in (a): WELLS FARGO BANK, N.A.

c EIN-PN	**d** Entity code	**e** Dollar value of interest in MTIA, CCT, PSA, or 103-12 IE at end of year (see instructions)
47-6375784-001	C	12603

a Name of MTIA, CCT, PSA, or 103-12 IE: WELLS FARGO/T. ROWE PRICE INST CIT

b Name of sponsor of entity listed in (a): WELLS FARGO BANK, N.A.

c EIN-PN	**d** Entity code	**e** Dollar value of interest in MTIA, CCT, PSA, or 103-12 IE at end of year (see instructions)
45-6648614-001	C	11021

a Name of MTIA, CCT, PSA, or 103-12 IE: WELLS FARGO/MFS VALUE CIT TR

b Name of sponsor of entity listed in (a): WELLS FARGO BANK, N.A.

c EIN-PN 45-6648640-001	**d** Entity code C	**e** Dollar value of interest in MTIA, CCT, PSA, or 103-12 IE at end of year (see instructions) 43215

a Name of MTIA, CCT, PSA, or 103-12 IE: WELLS FARGO/BLACKROCK RUSSELL 2000

b Name of sponsor of entity listed in (a): WELLS FARGO BANK, N.A.

c EIN-PN 52-2265233-001	**d** Entity code C	**e** Dollar value of interest in MTIA, CCT, PSA, or 103-12 IE at end of year (see instructions) 10583

a Name of MTIA, CCT, PSA, or 103-12 IE: WELLS FARGO/BLACKROCK S&P 500 INDX

b Name of sponsor of entity listed in (a): WELLS FARGO BANK, N.A.

c EIN-PN 52-2265235-001	**d** Entity code C	**e** Dollar value of interest in MTIA, CCT, PSA, or 103-12 IE at end of year (see instructions) 62693

a Name of MTIA, CCT, PSA, or 103-12 IE: WELLS FARGO/DODGE&COX INT BD CIT TR

b Name of sponsor of entity listed in (a): WELLS FARGO BANK, N.A.

c EIN-PN 47-6566265-001	**d** Entity code C	**e** Dollar value of interest in MTIA, CCT, PSA, or 103-12 IE at end of year (see instructions) 30602

a Name of MTIA, CCT, PSA, or 103-12 IE: WELLS FARGO/MULTI MGR SM CAP CIT TR

b Name of sponsor of entity listed in (a): WELLS FARGO BANK, N.A.

c EIN-PN 45-6648658-001	**d** Entity code C	**e** Dollar value of interest in MTIA, CCT, PSA, or 103-12 IE at end of year (see instructions) 11425

a Name of MTIA, CCT, PSA, or 103-12 IE: WELLS FARGO/BLACKROCK U.S. AGGREGAT

b Name of sponsor of entity listed in (a): WELLS FARGO BANK, N.A.

c EIN-PN 20-5699010-001	**d** Entity code C	**e** Dollar value of interest in MTIA, CCT, PSA, or 103-12 IE at end of year (see instructions) 76944

a Name of MTIA, CCT, PSA, or 103-12 IE: WELLS FARGO/BLACKROCK S&P MIDCAP IN

b Name of sponsor of entity listed in (a): WELLS FARGO BANK, N.A.

c EIN-PN 52-2265235-001	**d** Entity code C	**e** Dollar value of interest in MTIA, CCT, PSA, or 103-12 IE at end of year (see instructions) 24770

a Name of MTIA, CCT, PSA, or 103-12 IE:

b Name of sponsor of entity listed in (a):

c EIN-PN	**d** Entity code	**e** Dollar value of interest in MTIA, CCT, PSA, or 103-12 IE at end of year (see instructions)

a Name of MTIA, CCT, PSA, or 103-12 IE:

b Name of sponsor of entity listed in (a):

c EIN-PN	**d** Entity code	**e** Dollar value of interest in MTIA, CCT, PSA, or 103-12 IE at end of year (see instructions)

a Name of MTIA, CCT, PSA, or 103-12 IE:

b Name of sponsor of entity listed in (a):

c EIN-PN	**d** Entity code	**e** Dollar value of interest in MTIA, CCT, PSA, or 103-12 IE at end of year (see instructions)

Part II Information on Participating Plans (to be completed by DFEs)

(Complete as many entries as needed to report all participating plans)

a Plan name

b Name of plan sponsor	**c** EIN-PN

a Plan name

b Name of plan sponsor	**c** EIN-PN

a Plan name

b Name of plan sponsor	**c** EIN-PN

a Plan name

b Name of plan sponsor	**c** EIN-PN

a Plan name

b Name of plan sponsor	**c** EIN-PN

a Plan name

b Name of plan sponsor	**c** EIN-PN

a Plan name

b Name of plan sponsor	**c** EIN-PN

a Plan name

b Name of plan sponsor	**c** EIN-PN

a Plan name

b Name of plan sponsor	**c** EIN-PN

a Plan name

b Name of plan sponsor	**c** EIN-PN

a Plan name

b Name of plan sponsor	**c** EIN-PN

a Plan name

b Name of plan sponsor	**c** EIN-PN

a Plan name

b Name of plan sponsor	**c** EIN-PN

SCHEDULE H (Form 5500)

Internal Revenue Service

Department of Labor
Employee Benefits Security Administration

Pension Benefit Guaranty Corporation

Financial Information

This schedule is required to be filed under section 104 of the Employee Retirement Income Security Act of 1974 (ERISA), and section 6058(a) of the Internal Revenue Code (the Code).

▶ **File as an attachment to Form 5500.**

OMB No. 1210-0110

2016

This Form is Open to Public Inspection

For calendar plan year 2016 or fiscal plan year beginning 01/01/2016 and ending 12/31/2016

A Name of plan
MORNING STAR COMPANY 401(K) PROFIT SHARING PLAN

B Three-digit plan number (PN) ▶ 003

C Plan sponsor's name as shown on line 2a of Form 5500
MORNING STAR COMPANY

D Employer Identification Number (EIN)
94-2421552

Part I Asset and Liability Statement

1 Current value of plan assets and liabilities at the beginning and end of the plan year. Combine the value of plan assets held in more than one trust. Report the value of the plan's interest in a commingled fund containing the assets of more than one plan on a line-by-line basis unless the value is reportable on lines 1c(9) through 1c(14). Do not enter the value of that portion of an insurance contract which guarantees, during this plan year, to pay a specific dollar benefit at a future date. **Round off amounts to the nearest dollar.** MTIAs, CCTs, PSAs, and 103-12 IEs do not complete lines 1b(1), 1b(2), 1c(8), 1g, 1h, and 1i. CCTs, PSAs, and 103-12 IEs also do not complete lines 1d and 1e. See instructions.

Assets		(a) Beginning of Year	(b) End of Year
a Total noninterest-bearing cash	1a	7287	-57734
b Receivables (less allowance for doubtful accounts):			
(1) Employer contributions	1b(1)	955384	944714
(2) Participant contributions	1b(2)		92380
(3) Other	1b(3)	14323	16547
c General investments:			
(1) Interest-bearing cash (include money market accounts & certificates of deposit)	1c(1)	4403361	5028876
(2) U.S. Government securities	1c(2)		
(3) Corporate debt instruments (other than employer securities):			
(A) Preferred	1c(3)(A)	9967	9632
(B) All other	1c(3)(B)		
(4) Corporate stocks (other than employer securities):			
(A) Preferred	1c(4)(A)		
(B) Common	1c(4)(B)	2265272	2560754
(5) Partnership/joint venture interests	1c(5)		
(6) Real estate (other than employer real property)	1c(6)		
(7) Loans (other than to participants)	1c(7)		
(8) Participant loans	1c(8)	1225929	1255024
(9) Value of interest in common/collective trusts	1c(9)	3536830	4205919
(10) Value of interest in pooled separate accounts	1c(10)		
(11) Value of interest in master trust investment accounts	1c(11)		
(12) Value of interest in 103-12 investment entities	1c(12)		
(13) Value of interest in registered investment companies (e.g., mutual funds)	1c(13)	29137890	30299395
(14) Value of funds held in insurance company general account (unallocated contracts)	1c(14)		
(15) Other	1c(15)		

			(a) Beginning of Year	(b) End of Year
1d	Employer-related investments:			
	(1) Employer securities	1d(1)		
	(2) Employer real property	1d(2)		
e	Buildings and other property used in plan operation	1e		
f	Total assets (add all amounts in lines 1a through 1e)	1f	41556243	44355507
	Liabilities			
g	Benefit claims payable	1g		
h	Operating payables	1h		
i	Acquisition indebtedness	1i		
j	Other liabilities	1j		
k	Total liabilities (add all amounts in lines 1g through1j)	1k	0	0
	Net Assets			
l	Net assets (subtract line 1k from line 1f)	1l	41556243	44355507

Part II Income and Expense Statement

2 Plan income, expenses, and changes in net assets for the year. Include all income and expenses of the plan, including any trust(s) or separately maintained fund(s) and any payments/receipts to/from insurance carriers. Round off amounts to the nearest dollar. MTIAs, CCTs, PSAs, and 103-12 IEs do not complete lines 2a, 2b(1)(E), 2e, 2f, and 2g.

	Income		(a) Amount	(b) Total
a	**Contributions:**			
	(1) Received or receivable in cash from: **(A)** Employers	2a(1)(A)	944714	
	(B) Participants	2a(1)(B)	2025435	
	(C) Others (including rollovers)	2a(1)(C)	9410	
	(2) Noncash contributions	2a(2)		
	(3) Total contributions. Add lines **2a(1)(A), (B), (C),** and line **2a(2)**	2a(3)		2979559
b	**Earnings on investments:**			
	(1) Interest:			
	(A) Interest-bearing cash (including money market accounts and certificates of deposit)	2b(1)(A)	464	
	(B) U.S. Government securities	2b(1)(B)		
	(C) Corporate debt instruments	2b(1)(C)		
	(D) Loans (other than to participants)	2b(1)(D)		
	(E) Participant loans	2b(1)(E)	64639	
	(F) Other	2b(1)(F)	3	
	(G) Total interest. Add lines **2b(1)(A)** through **(F)**	2b(1)(G)		65106
	(2) Dividends: **(A)** Preferred stock	2b(2)(A)	13	
	(B) Common stock	2b(2)(B)	43159	
	(C) Registered investment company shares (e.g. mutual funds)	2b(2)(C)	460291	
	(D) Total dividends. Add lines **2b(2)(A)**, **(B)**, and **(C)**	2b(2)(D)		503463
	(3) Rents	2b(3)		
	(4) Net gain (loss) on sale of assets: **(A)** Aggregate proceeds	2b(4)(A)	4964672	
	(B) Aggregate carrying amount (see instructions)	2b(4)(B)	4938448	
	(C) Subtract line **2b(4)(B)** from line **2b(4)(A)** and enter result	2b(4)(C)		26224
	(5) Unrealized appreciation (depreciation) of assets: **(A)** Real estate	2b(5)(A)		
	(B) Other	2b(5)(B)	167969	
	(C) Total unrealized appreciation of assets. Add lines **2b(5)(A)** and **(B)**	2b(5)(C)		167969

		(a) Amount	(b) Total
(6) Net investment gain (loss) from common/collective trusts	2b(6)		78597
(7) Net investment gain (loss) from pooled separate accounts	2b(7)		
(8) Net investment gain (loss) from master trust investment accounts	2b(8)		
(9) Net investment gain (loss) from 103-12 investment entities	2b(9)		
(10) Net investment gain (loss) from registered investment companies (e.g., mutual funds)	2b(10)		1950840
c Other income	2c		-218787
d Total income. Add all **income** amounts in column (b) and enter total	2d		5552971
Expenses			
e Benefit payment and payments to provide benefits:			
(1) Directly to participants or beneficiaries, including direct rollovers	2e(1)	2638553	
(2) To insurance carriers for the provision of benefits	2e(2)		
(3) Other	2e(3)		
(4) Total benefit payments. Add lines **2e(1)** through **(3)**	2e(4)		2638553
f Corrective distributions (see instructions)	2f		
g Certain deemed distributions of participant loans (see instructions)	2g		-4527
h Interest expense	2h		
i Administrative expenses: (1) Professional fees	2i(1)		
(2) Contract administrator fees	2i(2)		
(3) Investment advisory and management fees	2i(3)		
(4) Other	2i(4)	119681	
(5) Total administrative expenses. Add lines **2i(1)** through **(4)**	2i(5)		119681
j Total expenses. Add all **expense** amounts in column (b) and enter total	2j		2753707
Net Income and Reconciliation			
k Net income (loss). Subtract line **2j** from line **2d**	2k		2799264
l Transfers of assets:			
(1) To this plan	2l(1)		
(2) From this plan	2l(2)		

Part III Accountant's Opinion

3 Complete lines 3a through 3c if the opinion of an independent qualified public accountant is attached to this Form 5500. Complete line 3d if an opinion is not attached.

a The attached opinion of an independent qualified public accountant for this plan is (see instructions):

(1) [ ] Unqualified **(2)** [ ] Qualified **(3)** [X] Disclaimer **(4)** [ ] Adverse

b Did the accountant perform a limited scope audit pursuant to 29 CFR 2520.103-8 and/or 103-12(d)? [X] Yes [ ] No

c Enter the name and EIN of the accountant (or accounting firm) below:

(1) Name: DEMERA, DEMERA, CAMERON **(2)** EIN: 94-2504252

d The opinion of an independent qualified public accountant is **not attached** because:

(1) [ ] This form is filed for a CCT, PSA, or MTIA. **(2)** [ ] It will be attached to the next Form 5500 pursuant to 29 CFR 2520.104-50.

Part IV Compliance Questions

4 CCTs and PSAs do not complete Part IV. MTIAs, 103-12 IEs, and GIAs do not complete lines 4a, 4e, 4f, 4g, 4h, 4k, 4m, 4n, or 5. 103-12 IEs also do not complete lines 4j and 4l. MTIAs also do not complete line 4l.

During the plan year:

		Yes	No	Amount
a Was there a failure to transmit to the plan any participant contributions within the time period described in 29 CFR 2510.3-102? Continue to answer "Yes" for any prior year failures until fully corrected. (See instructions and DOL's Voluntary Fiduciary Correction Program.)	4a		X	
b Were any loans by the plan or fixed income obligations due the plan in default as of the close of the plan year or classified during the year as uncollectible? Disregard participant loans secured by participant's account balance. (Attach Schedule G (Form 5500) Part I if "Yes" is checked.)	4b		X	

			Yes	No	Amount
c	Were any leases to which the plan was a party in default or classified during the year as uncollectible? (Attach Schedule G (Form 5500) Part II if "Yes" is checked.)	4c		X	
d	Were there any nonexempt transactions with any party-in-interest? (Do not include transactions reported on line 4a. Attach Schedule G (Form 5500) Part III if "Yes" is checked.)	4d		X	
e	Was this plan covered by a fidelity bond?	4e	X		1000000
f	Did the plan have a loss, whether or not reimbursed by the plan's fidelity bond, that was caused by fraud or dishonesty?	4f		X	
g	Did the plan hold any assets whose current value was neither readily determinable on an established market nor set by an independent third party appraiser?	4g		X	
h	Did the plan receive any noncash contributions whose value was neither readily determinable on an established market nor set by an independent third party appraiser?	4h		X	
i	Did the plan have assets held for investment? (Attach schedule(s) of assets if "Yes" is checked, and see instructions for format requirements.)	4i	X		
j	Were any plan transactions or series of transactions in excess of 5% of the current value of plan assets? (Attach schedule of transactions if "Yes" is checked, and see instructions for format requirements.)	4j		X	
k	Were all the plan assets either distributed to participants or beneficiaries, transferred to another plan, or brought under the control of the PBGC?	4k		X	
l	Has the plan failed to provide any benefit when due under the plan?	4l		X	
m	If this is an individual account plan, was there a blackout period? (See instructions and 29 CFR 2520.101-3.)	4m		X	
n	If 4m was answered "Yes," check the "Yes" box if you either provided the required notice or one of the exceptions to providing the notice applied under 29 CFR 2520.101-3	4n			
o	Defined Benefit Plan or Money Purchase Pension Plan Only: Were any distributions made during the plan year to an employee who attained age 62 and had not separated from service?	4o			

5a Has a resolution to terminate the plan been adopted during the plan year or any prior plan year?
If "Yes," enter the amount of any plan assets that reverted to the employer this year ☐ **Yes** ☒ **No** **Amount:**

5b If, during this plan year, any assets or liabilities were transferred from this plan to another plan(s), identify the plan(s) to which assets or liabilities were transferred. (See instructions.)

5b(1) Name of plan(s)	**5b(2)** EIN(s)	**5b(3)** PN(s)

5c If the plan is a defined benefit plan, is it covered under the PBGC insurance program (See ERISA section 4021.)? ..... ☐ Yes ☐ No ☐ Not determined
If "Yes" is checked, enter the My PAA confirmation number from the PBGC premium filing for this plan year_____. (See instructions.)

Part V Trust Information

6a Name of trust	**6b** Trust's EIN

6c Name of trustee or custodian	**6d** Trustee's or custodian's telephone number

SCHEDULE R (Form 5500)

Department of the Treasury
Internal Revenue Service

Department of Labor
Employee Benefits Security Administration

Pension Benefit Guaranty Corporation

Retirement Plan Information

This schedule is required to be filed under sections 104 and 4065 of the Employee Retirement Income Security Act of 1974 (ERISA) and section 6058(a) of the Internal Revenue Code (the Code).

▶ **File as an attachment to Form 5500.**

OMB No. 1210-0110

2016

This Form is Open to Public Inspection.

For calendar plan year 2016 or fiscal plan year beginning 01/01/2016 and ending 12/31/2016

A Name of plan
MORNING STAR COMPANY 401(K) PROFIT SHARING PLAN

B Three-digit plan number (PN) ▶ 003

C Plan sponsor's name as shown on line 2a of Form 5500
MORNING STAR COMPANY

D Employer Identification Number (EIN)
94-2421552

Part I Distributions

All references to distributions relate only to payments of benefits during the plan year.

1 Total value of distributions paid in property other than in cash or the forms of property specified in the instructions **1** 0

2 Enter the EIN(s) of payor(s) who paid benefits on behalf of the plan to participants or beneficiaries during the year (if more than two, enter EINs of the two payors who paid the greatest dollar amounts of benefits):

EIN(s): 41-6257133

Profit-sharing plans, ESOPs, and stock bonus plans, skip line 3.

3 Number of participants (living or deceased) whose benefits were distributed in a single sum, during the plan year **3**

Part II Funding Information (If the plan is not subject to the minimum funding requirements of section of 412 of the Internal Revenue Code or ERISA section 302, skip this Part.)

4 Is the plan administrator making an election under Code section 412(d)(2) or ERISA section 302(d)(2)? ..... ☐ **Yes** ☐ **No** ☐ **N/A**

If the plan is a defined benefit plan, go to line 8.

5 If a waiver of the minimum funding standard for a prior year is being amortized in this plan year, see instructions and enter the date of the ruling letter granting the waiver. **Date:** Month _____ Day _____ Year _____

If you completed line 5, complete lines 3, 9, and 10 of Schedule MB and do not complete the remainder of this schedule.

6 **a** Enter the minimum required contribution for this plan year (include any prior year accumulated funding deficiency not waived) **6a**

b Enter the amount contributed by the employer to the plan for this plan year **6b**

c Subtract the amount in line 6b from the amount in line 6a. Enter the result (enter a minus sign to the left of a negative amount) **6c**

If you completed line 6c, skip lines 8 and 9.

7 Will the minimum funding amount reported on line 6c be met by the funding deadline? ..... ☐ **Yes** ☐ **No** ☐ **N/A**

8 If a change in actuarial cost method was made for this plan year pursuant to a revenue procedure or other authority providing automatic approval for the change or a class ruling letter, does the plan sponsor or plan administrator agree with the change? ..... ☐ **Yes** ☐ **No** ☐ **N/A**

Part III Amendments

9 If this is a defined benefit pension plan, were any amendments adopted during this plan year that increased or decreased the value of benefits? If yes, check the appropriate box. If no, check the "No" box. ..... ☐ **Increase** ☐ **Decrease** ☐ **Both** ☐ **No**

Part IV ESOPs (see instructions). If this is not a plan described under Section 409(a) or 4975(e)(7) of the Internal Revenue Code, skip this Part.

10 Were unallocated employer securities or proceeds from the sale of unallocated securities used to repay any exempt loan? ..... ☐ **Yes** ☐ **No**

11 **a** Does the ESOP hold any preferred stock? ..... ☐ **Yes** ☐ **No**

b If the ESOP has an outstanding exempt loan with the employer as lender, is such loan part of a "back-to-back" loan? (See instructions for definition of "back-to-back" loan.) ..... ☐ **Yes** ☐ **No**

12 Does the ESOP hold any stock that is not readily tradable on an established securities market? ..... ☐ **Yes** ☐ **No**

Part V Additional Information for Multiemployer Defined Benefit Pension Plans

13 Enter the following information for each employer that contributed more than 5% of total contributions to the plan during the plan year (measured in dollars). See instructions. *Complete as many entries as needed to report all applicable employers.*

a Name of contributing employer

b EIN **c** Dollar amount contributed by employer

d Date collective bargaining agreement expires *(If employer contributes under more than one collective bargaining agreement, check box* ☐ *and see instructions regarding required attachment. Otherwise, enter the applicable date.)* Month _____ Day _____ Year _____

e Contribution rate information *(If more than one rate applies, check this box* ☐ *and see instructions regarding required attachment. Otherwise, complete lines 13e(1) and 13e(2).)*
(1) Contribution rate (in dollars and cents) _____
(2) Base unit measure: ☐ Hourly ☐ Weekly ☐ Unit of production ☐ Other (specify):

---

a Name of contributing employer

b EIN **c** Dollar amount contributed by employer

d Date collective bargaining agreement expires *(If employer contributes under more than one collective bargaining agreement, check box* ☐ *and see instructions regarding required attachment. Otherwise, enter the applicable date.)* Month _____ Day _____ Year _____

e Contribution rate information *(If more than one rate applies, check this box* ☐ *and see instructions regarding required attachment. Otherwise, complete lines 13e(1) and 13e(2).)*
(1) Contribution rate (in dollars and cents) _____
(2) Base unit measure: ☐ Hourly ☐ Weekly ☐ Unit of production ☐ Other (specify): _____

---

a Name of contributing employer

b EIN **c** Dollar amount contributed by employer

d Date collective bargaining agreement expires *(If employer contributes under more than one collective bargaining agreement, check box* ☐ *and see instructions regarding required attachment. Otherwise, enter the applicable date.)* Month _____ Day _____ Year _____

e Contribution rate information *(If more than one rate applies, check this box* ☐ *and see instructions regarding required attachment. Otherwise, complete lines 13e(1) and 13e(2).)*
(1) Contribution rate (in dollars and cents) _____
(2) Base unit measure: ☐ Hourly ☐ Weekly ☐ Unit of production ☐ Other (specify): _____

---

a Name of contributing employer

b EIN **c** Dollar amount contributed by employer

d Date collective bargaining agreement expires *(If employer contributes under more than one collective bargaining agreement, check box* ☐ *and see instructions regarding required attachment. Otherwise, enter the applicable date.)* Month _____ Day _____ Year _____

e Contribution rate information *(If more than one rate applies, check this box* ☐ *and see instructions regarding required attachment. Otherwise, complete lines 13e(1) and 13e(2).)*
(1) Contribution rate (in dollars and cents) _____
(2) Base unit measure: ☐ Hourly ☐ Weekly ☐ Unit of production ☐ Other (specify): _____

---

a Name of contributing employer

b EIN **c** Dollar amount contributed by employer

d Date collective bargaining agreement expires *(If employer contributes under more than one collective bargaining agreement, check box* ☐ *and see instructions regarding required attachment. Otherwise, enter the applicable date.)* Month _____ Day _____ Year _____

e Contribution rate information *(If more than one rate applies, check this box* ☐ *and see instructions regarding required attachment. Otherwise, complete lines 13e(1) and 13e(2).)*
(1) Contribution rate (in dollars and cents) _____
(2) Base unit measure: ☐ Hourly ☐ Weekly ☐ Unit of production ☐ Other (specify): _____

---

a Name of contributing employer

b EIN **c** Dollar amount contributed by employer

d Date collective bargaining agreement expires *(If employer contributes under more than one collective bargaining agreement, check box* ☐ *and see instructions regarding required attachment. Otherwise, enter the applicable date.)* Month _____ Day _____ Year _____

e Contribution rate information *(If more than one rate applies, check this box* ☐ *and see instructions regarding required attachment. Otherwise, complete lines 13e(1) and 13e(2).)*
(1) Contribution rate (in dollars and cents) _____
(2) Base unit measure: ☐ Hourly ☐ Weekly ☐ Unit of production ☐ Other (specify): _____

14 Enter the number of participants on whose behalf no contributions were made by an employer as an employer of the participant for:

a The current year	**14a**	
b The plan year immediately preceding the current plan year	**14b**	
c The second preceding plan year	**14c**	

15 Enter the ratio of the number of participants under the plan on whose behalf no employer had an obligation to make an employer contribution during the current plan year to:

a The corresponding number for the plan year immediately preceding the current plan year	**15a**	
b The corresponding number for the second preceding plan year	**15b**	

16 Information with respect to any employers who withdrew from the plan during the preceding plan year:

a Enter the number of employers who withdrew during the preceding plan year	**16a**	
b If line 16a is greater than 0, enter the aggregate amount of withdrawal liability assessed or estimated to be assessed against such withdrawn employers	**16b**	

17 If assets and liabilities from another plan have been transferred to or merged with this plan during the plan year, check box and see instructions regarding supplemental information to be included as an attachment. ☐

Part VI Additional Information for Single-Employer and Multiemployer Defined Benefit Pension Plans

18 If any liabilities to participants or their beneficiaries under the plan as of the end of the plan year consist (in whole or in part) of liabilities to such participants and beneficiaries under two or more pension plans as of immediately before such plan year, check box and see instructions regarding supplemental information to be included as an attachment ☐

19 If the total number of participants is 1,000 or more, complete lines (a) through (c)

a Enter the percentage of plan assets held as:
Stock: _____% Investment-Grade Debt: _____% High-Yield Debt: _____% Real Estate: _____% Other: _____%

b Provide the average duration of the combined investment-grade and high-yield debt:
☐ 0-3 years ☐ 3-6 years ☐ 6-9 years ☐ 9-12 years ☐ 12-15 years ☐ 15-18 years ☐ 18-21 years ☐ 21 years or more

c What duration measure was used to calculate line 19(b)?
☐ Effective duration ☐ Macaulay duration ☐ Modified duration ☐ Other (specify):

Part VII IRS Compliance Questions

20a Is the plan a 401(k) plan? If "No," skip b	☐ Yes ☐ No
20b How did the plan satisfy the nondiscrimination requirements for employee deferrals under section 401(k)(3) for the plan year? Check all that apply:	☐ Design-based safe harbor ☐ "Prior year" ADP test ☐ "Current year" ADP test ☐ N/A
21a What testing method was used to satisfy the coverage requirements under section 410(b) for the plan year? Check all that apply:	☐ Ratio percentage test ☐ Average benefit test ☐ N/A
21b Did the plan satisfy the coverage and nondiscrimination requirements of sections 410(b) and 401(a)(4) for the plan year by combining this plan with any other plan under the permissive aggregation rules?	☐ Yes ☐ No

22a If the plan is a master and prototype plan (M&P) or volume submitter plan that received a favorable IRS opinion letter or advisory letter, enter the date of the letter _____/_____/_____ and the serial number _____.

22b If the plan is an individually-designed plan that received a favorable determination letter from the IRS, enter the date of the most recent determination letter _____/_____/_____.

THE MORNING STAR COMPANY
401(k) PROFIT SHARING PLAN

FINANCIAL STATEMENTS

DECEMBER 31, 2016 AND 2015

DeMera DeMera Cameron LLP

Certified Public Accountants



Howard J. DeMera
Mark D. Cameron

Michael R. Davin
Shelley M. Nakaguchi
Andrew G. Cameron
Evin Edwards II
Kip J. Martin

Tim Downum
Titus M. Verzosa
Lisa R. Garabedian
Bernadette C. Sowards
Tammy Bibb
Olena Schiffler
Diana Wong

INDEPENDENT AUDITOR'S REPORT

To the Trustees and Administrative Committee
of The Morning Star Company 401(k) Profit Sharing Plan

Report on the Financial Statements

We were engaged to audit the accompanying financial statements of The Morning Star Company 401(k) Profit Sharing Plan, which comprise the statements of net assets available for benefits as of December 31, 2016 and 2015, and the related statements of changes in net assets available for benefits for the years then ended, and the related notes to the financial statements.

Management's Responsibility for the Financial Statements

Management is responsible for the preparation and fair presentation of these financial statements in accordance with accounting principles generally accepted in the United States of America; this includes the design, implementation, and maintenance of internal control relevant to the preparation and fair presentation of financial statements that are free from material misstatement, whether due to fraud or error.

Auditor's Responsibility

Our responsibility is to express an opinion on these financial statements based on conducting the audits in accordance with auditing standards generally accepted in the United States of America. Because of the matter described in the Basis for Disclaimer of Opinion paragraph, however, we were not able to obtain sufficient appropriate audit evidence to provide a basis for an audit opinion.

Basis for Disclaimer of Opinion

As permitted by 29 CFR 2520.103-8 of the Department of Labor's Rules and Regulations for Reporting and Disclosure under the Employee Retirement Income Security Act of 1974, the plan administrator instructed us not to perform, and we did not perform, any auditing procedures with respect to the information summarized in Note 3, which was certified by Wells Fargo Bank, N.A., the trustee of the Plan, except for comparing the information with the related information included in the financial statements. We have been informed by the plan administrator that the trustee holds the Plan's investment assets and executes investment transactions. The plan administrator has obtained a certification from the trustee as of and for the years ended December 31, 2016 and 2015, that the information provided to the plan administrator by the trustee is complete and accurate.

Suite 101
5080 North Fruit Avenue
Fresno, California 93711
Telephone 559/226-9200
Facsimile 559/226-9209
E-mail: mail@ddccpa.com
Website: www.ddccpa.com

Disclaimer of Opinion

Because of the significance of the matter described in the Basis for Disclaimer of Opinion paragraph, we have not been able to obtain sufficient, appropriate audit evidence to provide a basis for an audit opinion. Accordingly, we do not express an opinion on these financial statements.

Other Matter

The supplemental Schedule of Assets (Held at End of Year) as of December 31, 2016, is required by the Department of Labor's Rules and Regulations for Reporting and Disclosure under the Employee Retirement Income Security Act of 1974 and is presented for the purpose of additional analysis and is not a required part of the financial statements. Because of the significance of the matter described in the Basis for Disclaimer of Opinion paragraph, we do not express an opinion on the supplemental schedule referred to above.

Report on Form and Content in Compliance With DOL Rules and Regulations

The form and content of the information included in the financial statements and supplemental schedule, other than that derived from the information certified by the trustee, have been audited by us in accordance with auditing standards generally accepted in the United States of America and, in our opinion, are presented in compliance with the Department of Labor's Rules and Regulations for Reporting and Disclosure under the Employee Retirement Income Security Act of 1974.

DeMera DeMera Cameron, LLP

Fresno, California
September 22, 2017

THE MORNING STAR COMPANY
401(k) PROFIT SHARING PLAN

Statements of Net Assets Available for Benefits

December 31, 2016 and 2015

	2016	2015
Assets		
Investments at fair value (Note 3):		
Common stock	$ 2,560,754	$ 2,275,241
Mutual funds	30,299,397	29,137,890
Pooled, common and collective funds	392,580	97,693
Preferred corporate debt instruments	9,632	-
	33,262,363	31,510,824
Investments at contract value (Note 4)	3,813,337	3,439,135
Receivables:		
Employers' contributions	944,714	955,384
Participants' contributions	92,380	-
Participants' loans receivable	1,255,024	1,225,929
Interest and dividends receivable	16,547	14,323
	2,308,665	2,195,636
Cash	4,971,142	4,410,648
Total assets	44,355,507	41,556,243
Liabilities		
Accounts payable	-	-
Total liabilities	-	-
Net assets available for benefits	$ 44,355,507	$ 41,556,243

See accompanying notes and independent auditor's report

THE MORNING STAR COMPANY
401(k) PROFIT SHARING PLAN

Statements of Changes in Net Assets Available for Benefits

For the Years Ended December 31, 2016 and 2015

	2016	2015
Additions to net assets attributed to:		
Investment activity:		
Net appreciation (depreciation) in fair value of investments	$ 2,004,843	$ (628,322)
Interest and dividends	503,931	401,617
	2,508,774	(226,705)
Less: investment expenses	103,905	109,701
	2,404,869	(336,406)
Interest income on notes receivable from participants	64,638	68,479
Contributions:		
Rollovers	9,410	6,248
Employer	944,714	972,510
Participants	2,025,435	2,128,649
Total additions	5,449,066	2,839,480
Deductions from net assets attributed to:		
Benefits paid to participants	2,638,553	1,790,218
Deemed distributions	(4,527)	7,252
Recordkeeping fees	15,776	10,976
Total deductions	2,649,802	1,808,446
Net increase	2,799,264	1,031,034
Net assets available for benefits at beginning of year	41,556,243	40,525,209
Net assets available for benefits at end of year	$ 44,355,507	$ 41,556,243

See accompanying notes and independent auditor's report

THE MORNING STAR COMPANY
401(k) PROFIT SHARING PLAN

Notes to Financial Statements

December 31, 2016 and 2015

NOTE 1 - Description of Plan:

The following brief description of The Morning Star Company 401(k) Profit Sharing Plan is provided for general information purposes only. Participants should refer to the Plan Document for more complete information.

General

The Morning Star Company 401(k) Profit Sharing Plan covers substantially all employees of The Morning Star Company and VSP Products, Inc. (Companies) who have completed one year of service and attained the age of 21. It is subject to the provisions of Sections 401(a), 403(a) and 501(a) of the Internal Revenue Code, the Employee Retirement Income Security Act of 1974, the Tax Equity and Fiscal Responsibility Act of 1982, the 1986 Tax Reform Act and the Omnibus Reconciliation Acts of 1987 and 1988 and the Pension Protection Act of 2006.

Participant accounts

Participant accounts are credited with a discretionary employer contribution, a Safe Harbor matching contribution not exceeding 4% of compensation, as well as plan earnings. Participants may contribute to their own accounts through elective deferrals.

Payment of benefits and vesting

Participants are 100% vested at all times in their salary deferrals, Safe Harbor matching contributions and rollover contributions. Participants' interest in the discretionary contributions the employer makes to the Plan becomes 100% vested upon normal retirement age. Prior to normal retirement age, participants' interest in the discretionary contributions the employer makes become vested based on the following schedule.

Years of Credited Service	Percent Vested and Non-Forfeitable
0	0%
1	0%
2	20%
3	40%
4	60%
5	80%
6	100%

Upon termination of employment, the non-vested portion of a participant's employer account will be forfeited and may be used to reduce the employer contributions or reallocated to continuing participants not to exceed their limitation as if they were additional employer nonelective contributions. Forfeitures totaled $30,661 and $14,593 for the years ended December 31, 2016 and 2015, respectively.

Upon death or disablement while employed by the Employer, the entire interest shall become 100% vested.

(continued)

Upon retirement or permanent disability, the participant shall receive their vested portion in the form of a lump sum, part lump sum and part installments, installment payments, or a joint and survivor annuity. Upon death, the balance of the participant's account will be paid to their beneficiary.

Participant loans

Participants may borrow from their accounts up to a maximum of $50,000 or 50% of their account balance, whichever is less. The loans are secured by the balance in the participant's account and bear interest from 5.25% - 10.25%. Principal and interest are paid through monthly payroll deductions.

Investment options

Upon enrollment in the Plan, participants may direct their contributions to various funds offered through Wells Fargo.

Participants may change their investment options at any time.

Amendment and termination of plan

The Employer shall have the right to amend the Plan by resolution of the Board of Trustees, provided that no amendment shall attempt to cause any of the assets of the Plan to be used for or diverted to purposes other than for the exclusive benefit of participants or their beneficiaries.

In the event the Employer elects to terminate the Plan or discontinue operation of its business, the entire interest of the participants shall vest 100% immediately and be non-forfeitable.

Employer contributions

Each year the Employer may contribute to the Plan a discretionary employer contribution. The amount of this contribution may not obligate the Employer to contribute, for any year, any sums which are estimated to be in excess of the amount which the Employer would be permitted to deduct on their Federal income tax return for such year.

In addition, the Employer will contribute a Safe Harbor employer matching contribution equal to 100% of each eligible participant's deferral contributions not exceeding 4% of compensation.

NOTE 2 - Summary of significant accounting policies:

Basis of presentation

The accompanying financial statements have been prepared on the accrual basis of accounting and present the net assets available for plan benefits and changes in those net assets at current values. The difference between the current value and the cost of the investments is reflected in the statement of changes in net assets available for plan benefits as appreciation (depreciation) in fair value of investments.

The preparation of financial statements in conformity with generally accepted accounting principles requires the Plan trustees to make estimates and assumptions that affect the reported amounts of assets and liabilities and disclosure of contingent assets and liabilities at the date of the financial statements and the reported amounts of additions and deductions during the reporting period. Actual results could differ from those estimates.

(continued)

Federal income taxes

The Plan has not received a determination letter from the IRS. However, the Plan relies on the latest determination letter for the Wells Fargo Bank, N.A. Defined Contribution Master Plan document dated March 31, 2014, in which the IRS stated that the Wells Fargo Bank, N.A. Defined Contribution Master Plan, as then designed, was in compliance with the applicable requirements of the Internal Revenue Code, as amended (the Code). The Company believes that the Plan is currently designed and being operated in compliance with the applicable requirements of the Code. Therefore, the Plan administrator believes that the Plan was qualified and the related trust was tax-exempt as of December 31, 2016 and 2015. The Morning Star Company 401(k) Profit Sharing Plan files an annual informational return/report (Form 5500) with the Internal Revenue Service under the tax-exempt status allowed under the provisions of the Internal Revenue Code Section 501(a).

Accounting principles generally accepted in the United States of America require the plan administrator to evaluate tax positions taken by the Plan and recognize a tax liability for any uncertain position that more likely than not would not be sustained upon examination by the IRS. The Plan is subject to routine audits by tax authorities; however, there are currently no audits for any tax periods in progress.

Concentration of credit risk

The Financial Accounting Standards Board requires disclosure in the financial statements relating to concentrations of credit risk and financial instruments with off-balance-sheet risk. Financial instruments that potentially subject the Plan to concentrations of credit risk consist principally of investments which are uninsured and subject to market fluctuations.

Related party transactions

Certain Plan investments are shares of mutual funds managed by Wells Fargo Bank, N.A. Wells Fargo Bank, N.A. is the trustee as defined by the Plan and, therefore, these transactions qualify as party-in-interest transactions. Fees paid by the Plan for the investment management services amounted to $119,681 and $120,677 for the years ended December 31, 2016 and 2015, respectively.

All of these party-in-interest transactions are exempt from the prohibited transaction rules of ERISA.

Fair value of financial instruments

Unless otherwise indicated, the fair value of all reported assets and liabilities that represent financial instruments (none of which are held for trading purposes) approximates the carrying value of such amounts.

Notes receivable from participants

Notes receivable from participants are measured at their unpaid principal balance plus any accrued but unpaid interest. Interest income is recorded on the accrual basis. Related fees are charged directly to the borrowing participant's account and are included in administrative expenses when incurred. As of December 31, 2016 and 2015, no allowance for credit losses has been recorded. If a participant does not make loan repayments and the plan administrator considers the participant loan to be in default, the loan balance is reduced, and the delinquent participant note receivable is recorded as a benefit payment based on the terms of the Plan document.

Investment valuation and income recognition

Investments are reported at fair value, except for fully benefit-responsive investment contracts. Which are reported at contract value. Fair value is the price that would be received to sell an asset or paid to transfer a liability in an orderly transaction between market participants at the measurement date. The trustees determine the Plan's valuation policies. Purchases and sales of securities are recorded on a trade-date basis. Interest income is recorded on the accrual basis. Dividends are recorded on the ex-dividend date. Net appreciation (depreciation) includes the plan's gains and losses on investments bought and sold as well as held during the year.

(continued)

Administrative expenses

While some administrative expenses are paid through the plan, the majority of administrative expenses relating to the Plan were paid by the Companies.

Information certified by the Plan's Trustee

The Plan administrator has elected the method of annual reporting compliance permitted by 29 CFR 2520.103-8 of the Department of Labor's Rules and Regulations for Reporting and Disclosure under ERISA. Accordingly, the Plan's Trustee has certified that the following data included in the accompanying financial statements is complete and accurate: (a) investments as shown in the statements of net assets available for benefits as of December 31, 2016 and 2015, and (b) investment income (loss) as shown in the statement of changes in net assets available for benefits for the years ended December 31, 2016 and 2015. The Plan's independent public accountants did not perform auditing procedures with respect to this information, except for comparing such information to the related information included in the financial statements.

Reclassifications

Certain reclassifications have been made to the prior year financial statements to confirm to the current year presentation.

Subsequent events

Management has evaluated subsequent events through September 22, 2017, the date on which the financial statements were available to be issued.

NOTE 3 - Investments:

The following Plan investments are reported at fair value in the accompanying statement of net assets available for benefits. The methods used to measure fair value may produce an amount that may not be indicative of net realizable value or reflective of future fair values. Furthermore, although the Plan believes its valuation methods are appropriate and consistent with other market participants, the use of different methodologies or assumptions to measure the fair value of certain financial instruments could result in a different fair value at the reporting date.

The fair value measurement accounting literature establishes a fair value hierarchy that prioritizes the inputs to valuation techniques used to measure fair value. This hierarchy consists of three broad levels: Level 1 inputs consist of unadjusted quoted prices in active markets for identical assets and have the highest priority, Level 2 inputs consist of observable inputs other than quoted prices for identical assets, and Level 3 inputs are unobservable and have the lowest priority. The Plan uses the appropriate valuation techniques based on the available inputs to measure the fair value of its investments.

Level 1 Fair Value Measurements

The fair value of certain investments is based on quoted prices in active markets at year-end.

Level 2 Fair Value Measurements

Some investments are not actively traded but other significant observable inputs that other market participants would use in valuing a portfolio instrument were used.

(continued)

The following information included in the accompanying financial statements was obtained from data that has been prepared and certified to as complete and accurate by the trustee. The following table sets forth by level, within the fair value hierarchy, the Plan's assets at fair value as of December 31, 2016 and 2015, all of which are participant-directed:

2016	Assets at Fair Value as of December 31, 2016		
	Level 1	Level 2	Total
Acadian Emerging Markets EQ FD I TR	$ -	$ 17,463	$ 17,463
American Europacific Growth Fund	-	530,981	530,981
Baron Small Cap Fund	874,927	-	874,927
American Beacon Small Cap Fund	964,153	-	964,153
Harbor International/Inst - AT	-	13,446	13,446
MFS Value Fund Class R3	677,680	-	677,680
PIMCO High Yield I - AT	-	25,739	25,739
PIMCO Real Return/Institutional AT	-	10,989	10,989
Wells Fargo Dodge & Cox Intermed Bond CIT TR	-	30,602	30,602
Wells Fargo Stable Return Fund Transfer	-	37,736	37,736
T Rowe Price Growth Stock Fund - Advisor Class	1,859,429	-	1,859,429
Wells Fargo Dow Jones Target 2010 Fund	-	1,292,802	1,292,802
* Wells Fargo Dow Jones Target 2020 Fund	-	4,314,055	4,314,055
* Wells Fargo Dow Jones Target 2030 Fund	-	4,796,786	4,796,786
* Wells Fargo Dow Jones Target 2040 Fund	-	5,730,598	5,730,598
* Wells Fargo Dow Jones Target 2050 Fund	-	2,421,346	2,421,346
Wells Fargo Dow Jones Target 2060 Fund	-	6,461	6,461
Wells Fargo Advantage Dow Jones Target Today Fund	-	75,036	75,036
Wells Fargo Index Fund-Admin	2,044,690	-	2,044,690
Wells Fargo Core Bond Adm	-	1,864,263	1,864,263
Wells Fargo Core Bond CIT AT	-	30,122	30,122
Wells Fargo International Bond CIT AT	-	8,953	8,953
Wells Fargo/MFS Value CIT AT	43,215	-	43,215
Wells Fargo/Multi-Manager Sm Cap CIT AT	11,425	-	11,425
Wells Fargo/T. Rowe Price I LCGM CIT AT	11,021	-	11,021
Wells Fargo Causeway Intl Value CIT TR	12,603	-	12,603
WF/BlackRock S&P MidCap Index CIT TR	-	24,770	24,770
WF/BlackRock S&P 500 Index CIT TR	-	62,693	62,693
WF/BlackRock Russell 2000 Index CIT TR	-	10,583	10,583
WF/BlackRock Intl Equity Index CIT TR	-	31,913	31,913
WF/BlackRock US Aggreg Bond Index CIT TR	-	76,944	76,944
Northern Global Real Estate Index	-	7,810	7,810
* Self-directed accounts - various common stock	2,570,386	-	2,570,386
* Self-directed accounts - mutual funds	-	2,770,743	2,770,743
	$ 9,069,529	$ 24,192,834	$ 33,262,363

(continued)

2015	Assets at Fair Value as of December 31, 2015		
	Level 1	Level 2	Total
Acadian Emerging Markets EQ FD I TR	$ -	$ 3,399	$ 3,399
American Europacific Growth Fund	-	650,424	650,424
Baron Small Cap Fund	822,765	-	822,765
American Beacon Small Cap Fund	831,491	-	831,491
Harbor International/Inst - AT	-	10,435	10,435
MFS Value Fund Class R3	812,632	-	812,632
PIMCO High Yield I - AT	-	5,329	5,329
PIMCO Real Return/Institutional AT	-	5,356	5,356
Wells Fargo Dodge & Cox Intermed Bond CIT TR	-	9,994	9,994
Wells Fargo Stable Return Fund Transfer	-	1,555	1,555
T Rowe Price Growth Stock Fund - Advisor Class	1,965,739	-	1,965,739
Wells Fargo Dow Jones Target 2010 Fund	-	1,269,522	1,269,522
* Wells Fargo Dow Jones Target 2020 Fund	-	4,425,767	4,425,767
* Wells Fargo Dow Jones Target 2030 Fund	-	5,101,954	5,101,954
* Wells Fargo Dow Jones Target 2040 Fund	-	5,094,150	5,094,150
Wells Fargo Dow Jones Target 2050 Fund	-	2,022,820	2,022,820
Wells Fargo Advantage Dow Jones Target Today Fund	-	56,707	56,707
Wells Fargo Index Fund-Admin	1,801,984	-	1,801,984
Wells Fargo Core Bond Adm	-	1,657,554	1,657,554
Wells Fargo Core Bond CIT AT	-	16,544	16,544
Wells Fargo International Bond CIT AT	-	7,044	7,044
Wells Fargo/MFS Value CIT AT	21,214	-	21,214
Wells Fargo/Multi-Manager Sm Cap CIT AT	8,291	-	8,291
Wells Fargo/T. Rowe Price I LCGM CIT AT	12,502	-	12,502
Wells Fargo Causeway Intl Value CIT TR	8,311	-	8,311
Northern Global Real Estate Index	-	4,819	4,819
WF/T.R Price Inst. Eq. Inc. Mgd. CIT TR	-	12,238	12,238
* Self-directed accounts - various common stock	2,275,241	-	2,275,241
* Self-directed accounts - mutual funds	-	2,595,043	2,595,043
	$ 8,560,170	$ 22,950,654	$ 31,510,824

* Investments that represent 5% or more of net assets.

Gains and losses (realized and unrealized) included in changes in net assets available for benefits for the years ended December 31, 2016 and 2015, are reported in net appreciation (depreciation) in fair value of investments.

The Plan's policy is to recognize transfers between Level 1 and Level 2 and into and out of Level 3 at the end of the reporting period. For the years ended December 31, 2016 and 2015, there were no significant transfers between Level 1 and Level 2 or into or out of Level 3.

NOTE 4 – Guaranteed investment contract with insurance company:

The Plan has entered into a fully benefit-responsive guaranteed investment contract with Wells Fargo Bank, N.A. Wells Fargo Bank, N.A. maintains the contributions in a general account. The account is credited with earnings on the underlying investments and charged for participant withdrawals and administrative expenses. The guaranteed investment contract issuer is contractually obligated to repay the principal and a specified amount of interest.

Because the guaranteed investment contract is fully benefit-responsive, contract value is the relevant measurement attribute for that portion of the net assets available for benefits attributable to the guaranteed investment contract. The guaranteed investment contract is included on the statement of net assets available for benefits at contract value.

(continued)

Contract value as reported by the Plan by Wells Fargo Bank, N.A., represents contributions made under the contract, plus earnings, less withdrawals and administrative expenses. Participants may ordinarily direct the withdrawal or transfer of all or a portion of their investment at contract value.

There are no reserves against contract value for credit risk of the contract issuer or otherwise. The contract value of the investment contract at December 31, 2016 and 2015, was $3,813,337 and $3,439,135, respectively. The average yield and crediting interest rates were 1.94% and 1.79% for 2016 and 2015, respectively. The crediting interest rate is based on a formula taking into consideration a number of factors.

Certain events limit the Plan's ability to transact at contract value with the issuer. Such events include the following: (i) amendments to the plan documents (including complete or partial termination or merger with another plan), (ii) changes to the Plan's prohibition on competing investment options or deletion of equity wash provisions, (iii) bankruptcy of the plan sponsor or other plan sponsor events (for example, divestitures or spin-offs of a subsidiary) that cause a significant withdrawal from the plan, or (iv) the failure of the trust to qualify for exemption from federal income taxes or any required prohibited transaction exemption under ERISA. The Plan Administrator does not believe that the occurrence of any such value event, which would limit the Plan's ability to transact at contract value with participants, is probable.

NOTE 5 - Allocation of assets:

Net assets available in the amount of $3,751,719 and $3,841,878 have been allocated to the accounts of employees who have withdrawn from the plan at December 31, 2016 and 2015, respectively.

THE MORNING STAR COMPANY
401 (k) PROFIT SHARING PLAN
EIN # 94-2421552
Plan Number: 003
Form 5500

Schedule 1
Form 5500
Part IV, Line 4i

Schedule H, Line 4i - Schedule of Assets (Held at End of Year)

December 31, 2016

(a)	(b) Identity of issue, borrower, lessor, or similar party	(c) collateral, par, or maturity value	(d) Cost	(e) Current Value
*	Wells Fargo Cash Investment - MM Fund	Cash/money market	$ 4,971,142	$ 4,971,142
*	Wells Fargo Stable Return Fund N	Pooled, common, and collective funds	3,753,769	3,813,337
*	Wells Fargo Stable Return Fund Transfer	Pooled, common, and collective funds	37,511	37,736
*	Wells Fargo Core Bond CIT AT	Pooled, common, and collective funds	30,546	30,122
*	Wells Fargo International Bond CIT AT	Pooled, common, and collective funds	9,601	8,953
*	Wells Fargo Blackrock Intl Eq Index CIT TR	Pooled, common, and collective funds	30,254	31,913
*	Wells Fargo Blackrock RU 2000 Index CIT TR	Pooled, common, and collective funds	8,893	10,583
*	Wells Fargo Blackrock S&P Midcap Index CIT TR	Pooled, common, and collective funds	21,391	24,770
*	Wells Fargo Blackrock S&P 500 Index CIT TR	Pooled, common, and collective funds	57,207	62,693
*	Wells Fargo Blackrock US AGG Bd Index CIT TR	Pooled, common, and collective funds	78,583	76,944
*	Wells Fargo/Multi-Manager Sm Cap CIT AT	Pooled, common, and collective funds	10,005	11,425
*	Wells Fargo/MFS Value CIT AT	Pooled, common, and collective funds	39,935	43,215
*	Wells Fargo/T. Rowe Price I LCGM CIT AT	Pooled, common, and collective funds	10,614	11,021
*	Wells Fargo Causeway Intl Value CIT TR	Pooled, common, and collective funds	12,290	12,603
*	Wells Fargo Dodge & Cox Intermed Bond CIT TR	Pooled, common, and collective funds	30,389	30,602
	Acadian Emerging Markets EQ FD I TR	Mutual funds	16,474	17,463
	American Europacific Growth Fund	Mutual funds	532,894	530,981
	Baron Small Cap Fund	Mutual funds	955,043	874,927
	American Beacon Small Cap Fund	Mutual funds	794,748	964,153
	Harbor International/Inst - AT	Mutual funds	13,563	13,446
	MFS Value Fund Class R3	Mutual funds	620,604	677,680
	Northern Global Real Estate Index	Mutual funds	7,579	7,810
	PIMCO High Yield I - AT	Mutual funds	24,625	25,739
	PIMCO Real Return/Institutional AT	Mutual funds	10,827	10,989
	T Rowe Price Growth Stock Fund - Advisor Class	Mutual funds	1,867,269	1,859,429
*	Wells Fargo Dow Jones Target 2010 Fund	Mutual funds	1,291,740	1,292,802
*	Wells Fargo Dow Jones Target 2020 Fund	Mutual funds	4,249,301	4,314,055
*	Wells Fargo Dow Jones Target 2030 Fund	Mutual funds	4,675,050	4,796,786
*	Wells Fargo Dow Jones Target 2040 Fund	Mutual funds	5,467,009	5,730,598
*	Wells Fargo Dow Jones Target 2050 Fund	Mutual funds	2,294,738	2,421,346
*	Wells Fargo Dow Jones Target 2060 Fund	Mutual funds	6,316	6,461
*	Wells Fargo Dow Jones Target Today Fund	Mutual funds	75,259	75,036
*	Wells Fargo Index Fund-Admin	Mutual funds	2,014,605	2,044,690
*	Wells Fargo Core Bond Adm	Mutual funds	1,861,617	1,864,263
	Self-directed accounts - mutual funds	Mutual funds	2,614,903	2,770,743
	Self-directed accounts - various common stock	Common stock	2,402,417	2,570,386
	Investments	Interest receivable on investments noted above	-	16,547
	Participant loans	5.25-10.25% loans receivable, principal and interest payments due bi-weekly, secured by participant's vested interest in plan	-	1,255,024
			$ 40,898,711	$ 43,318,413

* This is a party-in-interest transaction with the Plan trustee, which is exempt from the prohibited transactions rules of ERISA

See accompanying notes and independent auditor's report

THE MORNING STAR COMPANY
401(k) PROFIT SHARING PLAN

FINANCIAL STATEMENTS

DECEMBER 31, 2016 AND 2015

DeMera DeMera Cameron LLP

Certified Public Accountants



Howard J. DeMera
Mark D. Cameron

Michael R. Davin
Shelley M. Nakaguchi
Andrew G. Cameron
Evin Edwards II
Kip J. Martin

Tim Downum
Titus M. Verzosa
Lisa R. Garabedian
Bernadette C. Sowards
Tammy Bibb
Olena Schiffler
Diana Wong

INDEPENDENT AUDITOR'S REPORT

To the Trustees and Administrative Committee
of The Morning Star Company 401(k) Profit Sharing Plan

Report on the Financial Statements

We were engaged to audit the accompanying financial statements of The Morning Star Company 401(k) Profit Sharing Plan, which comprise the statements of net assets available for benefits as of December 31, 2016 and 2015, and the related statements of changes in net assets available for benefits for the years then ended, and the related notes to the financial statements.

Management's Responsibility for the Financial Statements

Management is responsible for the preparation and fair presentation of these financial statements in accordance with accounting principles generally accepted in the United States of America; this includes the design, implementation, and maintenance of internal control relevant to the preparation and fair presentation of financial statements that are free from material misstatement, whether due to fraud or error.

Auditor's Responsibility

Our responsibility is to express an opinion on these financial statements based on conducting the audits in accordance with auditing standards generally accepted in the United States of America. Because of the matter described in the Basis for Disclaimer of Opinion paragraph, however, we were not able to obtain sufficient appropriate audit evidence to provide a basis for an audit opinion.

Basis for Disclaimer of Opinion

As permitted by 29 CFR 2520.103-8 of the Department of Labor's Rules and Regulations for Reporting and Disclosure under the Employee Retirement Income Security Act of 1974, the plan administrator instructed us not to perform, and we did not perform, any auditing procedures with respect to the information summarized in Note 3, which was certified by Wells Fargo Bank, N.A., the trustee of the Plan, except for comparing the information with the related information included in the financial statements. We have been informed by the plan administrator that the trustee holds the Plan's investment assets and executes investment transactions. The plan administrator has obtained a certification from the trustee as of and for the years ended December 31, 2016 and 2015, that the information provided to the plan administrator by the trustee is complete and accurate.

Suite 101
5080 North Fruit Avenue
Fresno, California 93711
Telephone 559/226-9200
Facsimile 559/226-9209
E-mail: mail@ddccpa.com
Website: www.ddccpa.com

Disclaimer of Opinion

Because of the significance of the matter described in the Basis for Disclaimer of Opinion paragraph, we have not been able to obtain sufficient, appropriate audit evidence to provide a basis for an audit opinion. Accordingly, we do not express an opinion on these financial statements.

Other Matter

The supplemental Schedule of Assets (Held at End of Year) as of December 31, 2016, is required by the Department of Labor's Rules and Regulations for Reporting and Disclosure under the Employee Retirement Income Security Act of 1974 and is presented for the purpose of additional analysis and is not a required part of the financial statements. Because of the significance of the matter described in the Basis for Disclaimer of Opinion paragraph, we do not express an opinion on the supplemental schedule referred to above.

Report on Form and Content in Compliance With DOL Rules and Regulations

The form and content of the information included in the financial statements and supplemental schedule, other than that derived from the information certified by the trustee, have been audited by us in accordance with auditing standards generally accepted in the United States of America and, in our opinion, are presented in compliance with the Department of Labor's Rules and Regulations for Reporting and Disclosure under the Employee Retirement Income Security Act of 1974.

DeMera DeMera Cameron, LLP

Fresno, California
September 22, 2017

THE MORNING STAR COMPANY
401(k) PROFIT SHARING PLAN

Statements of Net Assets Available for Benefits

December 31, 2016 and 2015

	2016	2015
Assets		
Investments at fair value (Note 3):		
Common stock	$ 2,560,754	$ 2,275,241
Mutual funds	30,299,397	29,137,890
Pooled, common and collective funds	392,580	97,693
Preferred corporate debt instruments	9,632	-
	33,262,363	31,510,824
Investments at contract value (Note 4)	3,813,337	3,439,135
Receivables:		
Employers' contributions	944,714	955,384
Participants' contributions	92,380	-
Participants' loans receivable	1,255,024	1,225,929
Interest and dividends receivable	16,547	14,323
	2,308,665	2,195,636
Cash	4,971,142	4,410,648
Total assets	44,355,507	41,556,243
Liabilities		
Accounts payable	-	-
Total liabilities	-	-
Net assets available for benefits	$ 44,355,507	$ 41,556,243

See accompanying notes and independent auditor's report

THE MORNING STAR COMPANY
401(k) PROFIT SHARING PLAN

Statements of Changes in Net Assets Available for Benefits

For the Years Ended December 31, 2016 and 2015

	2016	2015
Additions to net assets attributed to:		
Investment activity:		
Net appreciation (depreciation) in fair value of investments	$ 2,004,843	$ (628,322)
Interest and dividends	503,931	401,617
	2,508,774	(226,705)
Less: investment expenses	103,905	109,701
	2,404,869	(336,406)
Interest income on notes receivable from participants	64,638	68,479
Contributions:		
Rollovers	9,410	6,248
Employer	944,714	972,510
Participants	2,025,435	2,128,649
Total additions	5,449,066	2,839,480
Deductions from net assets attributed to:		
Benefits paid to participants	2,638,553	1,790,218
Deemed distributions	(4,527)	7,252
Recordkeeping fees	15,776	10,976
Total deductions	2,649,802	1,808,446
Net increase	2,799,264	1,031,034
Net assets available for benefits at beginning of year	41,556,243	40,525,209
Net assets available for benefits at end of year	$ 44,355,507	$ 41,556,243

See accompanying notes and independent auditor's report

THE MORNING STAR COMPANY
401(k) PROFIT SHARING PLAN

Notes to Financial Statements

December 31, 2016 and 2015

NOTE 1 - Description of Plan:

The following brief description of The Morning Star Company 401(k) Profit Sharing Plan is provided for general information purposes only. Participants should refer to the Plan Document for more complete information.

General

The Morning Star Company 401(k) Profit Sharing Plan covers substantially all employees of The Morning Star Company and VSP Products, Inc. (Companies) who have completed one year of service and attained the age of 21. It is subject to the provisions of Sections 401(a), 403(a) and 501(a) of the Internal Revenue Code, the Employee Retirement Income Security Act of 1974, the Tax Equity and Fiscal Responsibility Act of 1982, the 1986 Tax Reform Act and the Omnibus Reconciliation Acts of 1987 and 1988 and the Pension Protection Act of 2006.

Participant accounts

Participant accounts are credited with a discretionary employer contribution, a Safe Harbor matching contribution not exceeding 4% of compensation, as well as plan earnings. Participants may contribute to their own accounts through elective deferrals.

Payment of benefits and vesting

Participants are 100% vested at all times in their salary deferrals, Safe Harbor matching contributions and rollover contributions. Participants' interest in the discretionary contributions the employer makes to the Plan becomes 100% vested upon normal retirement age. Prior to normal retirement age, participants' interest in the discretionary contributions the employer makes become vested based on the following schedule.

Years of Credited Service	Percent Vested and Non-Forfeitable
0	0%
1	0%
2	20%
3	40%
4	60%
5	80%
6	100%

Upon termination of employment, the non-vested portion of a participant's employer account will be forfeited and may be used to reduce the employer contributions or reallocated to continuing participants not to exceed their limitation as if they were additional employer nonelective contributions. Forfeitures totaled $30,661 and $14,593 for the years ended December 31, 2016 and 2015, respectively.

Upon death or disablement while employed by the Employer, the entire interest shall become 100% vested.

(continued)

Upon retirement or permanent disability, the participant shall receive their vested portion in the form of a lump sum, part lump sum and part installments, installment payments, or a joint and survivor annuity. Upon death, the balance of the participant's account will be paid to their beneficiary.

Participant loans

Participants may borrow from their accounts up to a maximum of $50,000 or 50% of their account balance, whichever is less. The loans are secured by the balance in the participant's account and bear interest from 5.25% - 10.25%. Principal and interest are paid through monthly payroll deductions.

Investment options

Upon enrollment in the Plan, participants may direct their contributions to various funds offered through Wells Fargo.

Participants may change their investment options at any time.

Amendment and termination of plan

The Employer shall have the right to amend the Plan by resolution of the Board of Trustees, provided that no amendment shall attempt to cause any of the assets of the Plan to be used for or diverted to purposes other than for the exclusive benefit of participants or their beneficiaries.

In the event the Employer elects to terminate the Plan or discontinue operation of its business, the entire interest of the participants shall vest 100% immediately and be non-forfeitable.

Employer contributions

Each year the Employer may contribute to the Plan a discretionary employer contribution. The amount of this contribution may not obligate the Employer to contribute, for any year, any sums which are estimated to be in excess of the amount which the Employer would be permitted to deduct on their Federal income tax return for such year.

In addition, the Employer will contribute a Safe Harbor employer matching contribution equal to 100% of each eligible participant's deferral contributions not exceeding 4% of compensation.

NOTE 2 - Summary of significant accounting policies:

Basis of presentation

The accompanying financial statements have been prepared on the accrual basis of accounting and present the net assets available for plan benefits and changes in those net assets at current values. The difference between the current value and the cost of the investments is reflected in the statement of changes in net assets available for plan benefits as appreciation (depreciation) in fair value of investments.

The preparation of financial statements in conformity with generally accepted accounting principles requires the Plan trustees to make estimates and assumptions that affect the reported amounts of assets and liabilities and disclosure of contingent assets and liabilities at the date of the financial statements and the reported amounts of additions and deductions during the reporting period. Actual results could differ from those estimates.

(continued)

Federal income taxes

The Plan has not received a determination letter from the IRS. However, the Plan relies on the latest determination letter for the Wells Fargo Bank, N.A. Defined Contribution Master Plan document dated March 31, 2014, in which the IRS stated that the Wells Fargo Bank, N.A. Defined Contribution Master Plan, as then designed, was in compliance with the applicable requirements of the Internal Revenue Code, as amended (the Code). The Company believes that the Plan is currently designed and being operated in compliance with the applicable requirements of the Code. Therefore, the Plan administrator believes that the Plan was qualified and the related trust was tax-exempt as of December 31, 2016 and 2015. The Morning Star Company 401(k) Profit Sharing Plan files an annual informational return/report (Form 5500) with the Internal Revenue Service under the tax-exempt status allowed under the provisions of the Internal Revenue Code Section 501(a).

Accounting principles generally accepted in the United States of America require the plan administrator to evaluate tax positions taken by the Plan and recognize a tax liability for any uncertain position that more likely than not would not be sustained upon examination by the IRS. The Plan is subject to routine audits by tax authorities; however, there are currently no audits for any tax periods in progress.

Concentration of credit risk

The Financial Accounting Standards Board requires disclosure in the financial statements relating to concentrations of credit risk and financial instruments with off-balance-sheet risk. Financial instruments that potentially subject the Plan to concentrations of credit risk consist principally of investments which are uninsured and subject to market fluctuations.

Related party transactions

Certain Plan investments are shares of mutual funds managed by Wells Fargo Bank, N.A. Wells Fargo Bank, N.A. is the trustee as defined by the Plan and, therefore, these transactions qualify as party-in-interest transactions. Fees paid by the Plan for the investment management services amounted to $119,681 and $120,677 for the years ended December 31, 2016 and 2015, respectively.

All of these party-in-interest transactions are exempt from the prohibited transaction rules of ERISA.

Fair value of financial instruments

Unless otherwise indicated, the fair value of all reported assets and liabilities that represent financial instruments (none of which are held for trading purposes) approximates the carrying value of such amounts.

Notes receivable from participants

Notes receivable from participants are measured at their unpaid principal balance plus any accrued but unpaid interest. Interest income is recorded on the accrual basis. Related fees are charged directly to the borrowing participant's account and are included in administrative expenses when incurred. As of December 31, 2016 and 2015, no allowance for credit losses has been recorded. If a participant does not make loan repayments and the plan administrator considers the participant loan to be in default, the loan balance is reduced, and the delinquent participant note receivable is recorded as a benefit payment based on the terms of the Plan document.

Investment valuation and income recognition

Investments are reported at fair value, except for fully benefit-responsive investment contracts. Which are reported at contract value. Fair value is the price that would be received to sell an asset or paid to transfer a liability in an orderly transaction between market participants at the measurement date. The trustees determine the Plan's valuation policies. Purchases and sales of securities are recorded on a trade-date basis. Interest income is recorded on the accrual basis. Dividends are recorded on the ex-dividend date. Net appreciation (depreciation) includes the plan's gains and losses on investments bought and sold as well as held during the year.

(continued)

Administrative expenses

While some administrative expenses are paid through the plan, the majority of administrative expenses relating to the Plan were paid by the Companies.

Information certified by the Plan's Trustee

The Plan administrator has elected the method of annual reporting compliance permitted by 29 CFR 2520.103-8 of the Department of Labor's Rules and Regulations for Reporting and Disclosure under ERISA. Accordingly, the Plan's Trustee has certified that the following data included in the accompanying financial statements is complete and accurate: (a) investments as shown in the statements of net assets available for benefits as of December 31, 2016 and 2015, and (b) investment income (loss) as shown in the statement of changes in net assets available for benefits for the years ended December 31, 2016 and 2015. The Plan's independent public accountants did not perform auditing procedures with respect to this information, except for comparing such information to the related information included in the financial statements.

Reclassifications

Certain reclassifications have been made to the prior year financial statements to confirm to the current year presentation.

Subsequent events

Management has evaluated subsequent events through September 22, 2017, the date on which the financial statements were available to be issued.

NOTE 3 - Investments:

The following Plan investments are reported at fair value in the accompanying statement of net assets available for benefits. The methods used to measure fair value may produce an amount that may not be indicative of net realizable value or reflective of future fair values. Furthermore, although the Plan believes its valuation methods are appropriate and consistent with other market participants, the use of different methodologies or assumptions to measure the fair value of certain financial instruments could result in a different fair value at the reporting date.

The fair value measurement accounting literature establishes a fair value hierarchy that prioritizes the inputs to valuation techniques used to measure fair value. This hierarchy consists of three broad levels: Level 1 inputs consist of unadjusted quoted prices in active markets for identical assets and have the highest priority, Level 2 inputs consist of observable inputs other than quoted prices for identical assets, and Level 3 inputs are unobservable and have the lowest priority. The Plan uses the appropriate valuation techniques based on the available inputs to measure the fair value of its investments.

Level 1 Fair Value Measurements

The fair value of certain investments is based on quoted prices in active markets at year-end.

Level 2 Fair Value Measurements

Some investments are not actively traded but other significant observable inputs that other market participants would use in valuing a portfolio instrument were used.

(continued)

The following information included in the accompanying financial statements was obtained from data that has been prepared and certified to as complete and accurate by the trustee. The following table sets forth by level, within the fair value hierarchy, the Plan's assets at fair value as of December 31, 2016 and 2015, all of which are participant-directed:

2016	Assets at Fair Value as of December 31, 2016		
	Level 1	Level 2	Total
Acadian Emerging Markets EQ FD I TR	$ -	$ 17,463	$ 17,463
American Europacific Growth Fund	-	530,981	530,981
Baron Small Cap Fund	874,927	-	874,927
American Beacon Small Cap Fund	964,153	-	964,153
Harbor International/Inst - AT	-	13,446	13,446
MFS Value Fund Class R3	677,680	-	677,680
PIMCO High Yield I - AT	-	25,739	25,739
PIMCO Real Return/Institutional AT	-	10,989	10,989
Wells Fargo Dodge & Cox Intermed Bond CIT TR	-	30,602	30,602
Wells Fargo Stable Return Fund Transfer	-	37,736	37,736
T Rowe Price Growth Stock Fund - Advisor Class	1,859,429	-	1,859,429
Wells Fargo Dow Jones Target 2010 Fund	-	1,292,802	1,292,802
* Wells Fargo Dow Jones Target 2020 Fund	-	4,314,055	4,314,055
* Wells Fargo Dow Jones Target 2030 Fund	-	4,796,786	4,796,786
* Wells Fargo Dow Jones Target 2040 Fund	-	5,730,598	5,730,598
* Wells Fargo Dow Jones Target 2050 Fund	-	2,421,346	2,421,346
Wells Fargo Dow Jones Target 2060 Fund	-	6,461	6,461
Wells Fargo Advantage Dow Jones Target Today Fund	-	75,036	75,036
Wells Fargo Index Fund-Admin	2,044,690	-	2,044,690
Wells Fargo Core Bond Adm	-	1,864,263	1,864,263
Wells Fargo Core Bond CIT AT	-	30,122	30,122
Wells Fargo International Bond CIT AT	-	8,953	8,953
Wells Fargo/MFS Value CIT AT	43,215	-	43,215
Wells Fargo/Multi-Manager Sm Cap CIT AT	11,425	-	11,425
Wells Fargo/T. Rowe Price I LCGM CIT AT	11,021	-	11,021
Wells Fargo Causeway Intl Value CIT TR	12,603	-	12,603
WF/BlackRock S&P MidCap Index CIT TR	-	24,770	24,770
WF/BlackRock S&P 500 Index CIT TR	-	62,693	62,693
WF/BlackRock Russell 2000 Index CIT TR	-	10,583	10,583
WF/BlackRock Intl Equity Index CIT TR	-	31,913	31,913
WF/BlackRock US Aggreg Bond Index CIT TR	-	76,944	76,944
Northern Global Real Estate Index	-	7,810	7,810
* Self-directed accounts - various common stock	2,570,386	-	2,570,386
* Self-directed accounts - mutual funds	-	2,770,743	2,770,743
	$ 9,069,529	$ 24,192,834	$ 33,262,363

(continued)

2015	Assets at Fair Value as of December 31, 2015		
	Level 1	Level 2	Total
Acadian Emerging Markets EQ FD I TR	$ -	$ 3,399	$ 3,399
American Europacific Growth Fund	-	650,424	650,424
Baron Small Cap Fund	822,765	-	822,765
American Beacon Small Cap Fund	831,491	-	831,491
Harbor International/Inst - AT	-	10,435	10,435
MFS Value Fund Class R3	812,632	-	812,632
PIMCO High Yield I - AT	-	5,329	5,329
PIMCO Real Return/Institutional AT	-	5,356	5,356
Wells Fargo Dodge & Cox Intermed Bond CIT TR	-	9,994	9,994
Wells Fargo Stable Return Fund Transfer	-	1,555	1,555
T Rowe Price Growth Stock Fund - Advisor Class	1,965,739	-	1,965,739
Wells Fargo Dow Jones Target 2010 Fund	-	1,269,522	1,269,522
* Wells Fargo Dow Jones Target 2020 Fund	-	4,425,767	4,425,767
* Wells Fargo Dow Jones Target 2030 Fund	-	5,101,954	5,101,954
* Wells Fargo Dow Jones Target 2040 Fund	-	5,094,150	5,094,150
Wells Fargo Dow Jones Target 2050 Fund	-	2,022,820	2,022,820
Wells Fargo Advantage Dow Jones Target Today Fund	-	56,707	56,707
Wells Fargo Index Fund-Admin	1,801,984	-	1,801,984
Wells Fargo Core Bond Adm	-	1,657,554	1,657,554
Wells Fargo Core Bond CIT AT	-	16,544	16,544
Wells Fargo International Bond CIT AT	-	7,044	7,044
Wells Fargo/MFS Value CIT AT	21,214	-	21,214
Wells Fargo/Multi-Manager Sm Cap CIT AT	8,291	-	8,291
Wells Fargo/T. Rowe Price I LCGM CIT AT	12,502	-	12,502
Wells Fargo Causeway Intl Value CIT TR	8,311	-	8,311
Northern Global Real Estate Index	-	4,819	4,819
WF/T.R Price Inst. Eq. Inc. Mgd. CIT TR	-	12,238	12,238
* Self-directed accounts - various common stock	2,275,241	-	2,275,241
* Self-directed accounts - mutual funds	-	2,595,043	2,595,043
	$ 8,560,170	$ 22,950,654	$ 31,510,824

* Investments that represent 5% or more of net assets.

Gains and losses (realized and unrealized) included in changes in net assets available for benefits for the years ended December 31, 2016 and 2015, are reported in net appreciation (depreciation) in fair value of investments.

The Plan's policy is to recognize transfers between Level 1 and Level 2 and into and out of Level 3 at the end of the reporting period. For the years ended December 31, 2016 and 2015, there were no significant transfers between Level 1 and Level 2 or into or out of Level 3.

NOTE 4 – Guaranteed investment contract with insurance company:

The Plan has entered into a fully benefit-responsive guaranteed investment contract with Wells Fargo Bank, N.A. Wells Fargo Bank, N.A. maintains the contributions in a general account. The account is credited with earnings on the underlying investments and charged for participant withdrawals and administrative expenses. The guaranteed investment contract issuer is contractually obligated to repay the principal and a specified amount of interest.

Because the guaranteed investment contract is fully benefit-responsive, contract value is the relevant measurement attribute for that portion of the net assets available for benefits attributable to the guaranteed investment contract. The guaranteed investment contract is included on the statement of net assets available for benefits at contract value.

(continued)

Contract value as reported by the Plan by Wells Fargo Bank, N.A., represents contributions made under the contract, plus earnings, less withdrawals and administrative expenses. Participants may ordinarily direct the withdrawal or transfer of all or a portion of their investment at contract value.

There are no reserves against contract value for credit risk of the contract issuer or otherwise. The contract value of the investment contract at December 31, 2016 and 2015, was $3,813,337 and $3,439,135, respectively. The average yield and crediting interest rates were 1.94% and 1.79% for 2016 and 2015, respectively. The crediting interest rate is based on a formula taking into consideration a number of factors.

Certain events limit the Plan's ability to transact at contract value with the issuer. Such events include the following: (i) amendments to the plan documents (including complete or partial termination or merger with another plan), (ii) changes to the Plan's prohibition on competing investment options or deletion of equity wash provisions, (iii) bankruptcy of the plan sponsor or other plan sponsor events (for example, divestitures or spin-offs of a subsidiary) that cause a significant withdrawal from the plan, or (iv) the failure of the trust to qualify for exemption from federal income taxes or any required prohibited transaction exemption under ERISA. The Plan Administrator does not believe that the occurrence of any such value event, which would limit the Plan's ability to transact at contract value with participants, is probable.

NOTE 5 - Allocation of assets:

Net assets available in the amount of $3,751,719 and $3,841,878 have been allocated to the accounts of employees who have withdrawn from the plan at December 31, 2016 and 2015, respectively.

THE MORNING STAR COMPANY
401 (k) PROFIT SHARING PLAN
EIN # 94-2421552
Plan Number: 003
Form 5500

Schedule 1
Form 5500
Part IV, Line 4i

Schedule H, Line 4i - Schedule of Assets (Held at End of Year)

December 31, 2016

(a)	(b) Identity of issue, borrower, lessor, or similar party	(c) collateral, par, or maturity value	(d) Cost	(e) Current Value
*	Wells Fargo Cash Investment - MM Fund	Cash/money market	$ 4,971,142	$ 4,971,142
*	Wells Fargo Stable Return Fund N	Pooled, common, and collective funds	3,753,769	3,813,337
*	Wells Fargo Stable Return Fund Transfer	Pooled, common, and collective funds	37,511	37,736
*	Wells Fargo Core Bond CIT AT	Pooled, common, and collective funds	30,546	30,122
*	Wells Fargo International Bond CIT AT	Pooled, common, and collective funds	9,601	8,953
*	Wells Fargo Blackrock Intl Eq Index CIT TR	Pooled, common, and collective funds	30,254	31,913
*	Wells Fargo Blackrock RU 2000 Index CIT TR	Pooled, common, and collective funds	8,893	10,583
*	Wells Fargo Blackrock S&P Midcap Index CIT TR	Pooled, common, and collective funds	21,391	24,770
*	Wells Fargo Blackrock S&P 500 Index CIT TR	Pooled, common, and collective funds	57,207	62,693
*	Wells Fargo Blackrock US AGG Bd Index CIT TR	Pooled, common, and collective funds	78,583	76,944
*	Wells Fargo/Multi-Manager Sm Cap CIT AT	Pooled, common, and collective funds	10,005	11,425
*	Wells Fargo/MFS Value CIT AT	Pooled, common, and collective funds	39,935	43,215
*	Wells Fargo/T. Rowe Price I LCGM CIT AT	Pooled, common, and collective funds	10,614	11,021
*	Wells Fargo Causeway Intl Value CIT TR	Pooled, common, and collective funds	12,290	12,603
*	Wells Fargo Dodge & Cox Intermed Bond CIT TR	Pooled, common, and collective funds	30,389	30,602
	Acadian Emerging Markets EQ FD I TR	Mutual funds	16,474	17,463
	American Europacific Growth Fund	Mutual funds	532,894	530,981
	Baron Small Cap Fund	Mutual funds	955,043	874,927
	American Beacon Small Cap Fund	Mutual funds	794,748	964,153
	Harbor International/Inst - AT	Mutual funds	13,563	13,446
	MFS Value Fund Class R3	Mutual funds	620,604	677,680
	Northern Global Real Estate Index	Mutual funds	7,579	7,810
	PIMCO High Yield I - AT	Mutual funds	24,625	25,739
	PIMCO Real Return/Institutional AT	Mutual funds	10,827	10,989
	T Rowe Price Growth Stock Fund - Advisor Class	Mutual funds	1,867,269	1,859,429
*	Wells Fargo Dow Jones Target 2010 Fund	Mutual funds	1,291,740	1,292,802
*	Wells Fargo Dow Jones Target 2020 Fund	Mutual funds	4,249,301	4,314,055
*	Wells Fargo Dow Jones Target 2030 Fund	Mutual funds	4,675,050	4,796,786
*	Wells Fargo Dow Jones Target 2040 Fund	Mutual funds	5,467,009	5,730,598
*	Wells Fargo Dow Jones Target 2050 Fund	Mutual funds	2,294,738	2,421,346
*	Wells Fargo Dow Jones Target 2060 Fund	Mutual funds	6,316	6,461
*	Wells Fargo Dow Jones Target Today Fund	Mutual funds	75,259	75,036
*	Wells Fargo Index Fund-Admin	Mutual funds	2,014,605	2,044,690
*	Wells Fargo Core Bond Adm	Mutual funds	1,861,617	1,864,263
	Self-directed accounts - mutual funds	Mutual funds	2,614,903	2,770,743
	Self-directed accounts - various common stock	Common stock	2,402,417	2,570,386
	Investments	Interest receivable on investments noted above	-	16,547
	Participant loans	5.25-10.25% loans receivable, principal and interest payments due bi-weekly, secured by participant's vested interest in plan	-	1,255,024
			$ 40,898,711	$ 43,318,413

* This is a party-in-interest transaction with the Plan trustee, which is exempt from the prohibited transactions rules of ERISA

See accompanying notes and independent auditor's report

THE MORNING STAR COMPANY
401(k) PROFIT SHARING PLAN

FINANCIAL STATEMENTS

DECEMBER 31, 2016 AND 2015

DeMera DeMera Cameron LLP

Certified Public Accountants



Howard J. DeMera
Mark D. Cameron

Michael R. Davin
Shelley M. Nakaguchi
Andrew G. Cameron
Evin Edwards II
Kip J. Martin

Tim Downum
Titus M. Verzosa
Lisa R. Garabedian
Bernadette C. Sowards
Tammy Bibb
Olena Schiffler
Diana Wong

INDEPENDENT AUDITOR'S REPORT

To the Trustees and Administrative Committee
of The Morning Star Company 401(k) Profit Sharing Plan

Report on the Financial Statements

We were engaged to audit the accompanying financial statements of The Morning Star Company 401(k) Profit Sharing Plan, which comprise the statements of net assets available for benefits as of December 31, 2016 and 2015, and the related statements of changes in net assets available for benefits for the years then ended, and the related notes to the financial statements.

Management's Responsibility for the Financial Statements

Management is responsible for the preparation and fair presentation of these financial statements in accordance with accounting principles generally accepted in the United States of America; this includes the design, implementation, and maintenance of internal control relevant to the preparation and fair presentation of financial statements that are free from material misstatement, whether due to fraud or error.

Auditor's Responsibility

Our responsibility is to express an opinion on these financial statements based on conducting the audits in accordance with auditing standards generally accepted in the United States of America. Because of the matter described in the Basis for Disclaimer of Opinion paragraph, however, we were not able to obtain sufficient appropriate audit evidence to provide a basis for an audit opinion.

Basis for Disclaimer of Opinion

As permitted by 29 CFR 2520.103-8 of the Department of Labor's Rules and Regulations for Reporting and Disclosure under the Employee Retirement Income Security Act of 1974, the plan administrator instructed us not to perform, and we did not perform, any auditing procedures with respect to the information summarized in Note 3, which was certified by Wells Fargo Bank, N.A., the trustee of the Plan, except for comparing the information with the related information included in the financial statements. We have been informed by the plan administrator that the trustee holds the Plan's investment assets and executes investment transactions. The plan administrator has obtained a certification from the trustee as of and for the years ended December 31, 2016 and 2015, that the information provided to the plan administrator by the trustee is complete and accurate.

Suite 101
5080 North Fruit Avenue
Fresno, California 93711
Telephone 559/226-9200
Facsimile 559/226-9209
E-mail: mail@ddccpa.com
Website: www.ddccpa.com

Disclaimer of Opinion

Because of the significance of the matter described in the Basis for Disclaimer of Opinion paragraph, we have not been able to obtain sufficient, appropriate audit evidence to provide a basis for an audit opinion. Accordingly, we do not express an opinion on these financial statements.

Other Matter

The supplemental Schedule of Assets (Held at End of Year) as of December 31, 2016, is required by the Department of Labor's Rules and Regulations for Reporting and Disclosure under the Employee Retirement Income Security Act of 1974 and is presented for the purpose of additional analysis and is not a required part of the financial statements. Because of the significance of the matter described in the Basis for Disclaimer of Opinion paragraph, we do not express an opinion on the supplemental schedule referred to above.

Report on Form and Content in Compliance With DOL Rules and Regulations

The form and content of the information included in the financial statements and supplemental schedule, other than that derived from the information certified by the trustee, have been audited by us in accordance with auditing standards generally accepted in the United States of America and, in our opinion, are presented in compliance with the Department of Labor's Rules and Regulations for Reporting and Disclosure under the Employee Retirement Income Security Act of 1974.

DeMera DeMera Cameron, LLP

Fresno, California
September 22, 2017

THE MORNING STAR COMPANY
401(k) PROFIT SHARING PLAN

Statements of Net Assets Available for Benefits

December 31, 2016 and 2015

	2016	2015
Assets		
Investments at fair value (Note 3):		
Common stock	$ 2,560,754	$ 2,275,241
Mutual funds	30,299,397	29,137,890
Pooled, common and collective funds	392,580	97,693
Preferred corporate debt instruments	9,632	-
	33,262,363	31,510,824
Investments at contract value (Note 4)	3,813,337	3,439,135
Receivables:		
Employers' contributions	944,714	955,384
Participants' contributions	92,380	-
Participants' loans receivable	1,255,024	1,225,929
Interest and dividends receivable	16,547	14,323
	2,308,665	2,195,636
Cash	4,971,142	4,410,648
Total assets	44,355,507	41,556,243
Liabilities		
Accounts payable	-	-
Total liabilities	-	-
Net assets available for benefits	$ 44,355,507	$ 41,556,243

See accompanying notes and independent auditor's report

THE MORNING STAR COMPANY
401(k) PROFIT SHARING PLAN

Statements of Changes in Net Assets Available for Benefits

For the Years Ended December 31, 2016 and 2015

	2016	2015
Additions to net assets attributed to:		
Investment activity:		
Net appreciation (depreciation) in fair value of investments	$ 2,004,843	$ (628,322)
Interest and dividends	503,931	401,617
	2,508,774	(226,705)
Less: investment expenses	103,905	109,701
	2,404,869	(336,406)
Interest income on notes receivable from participants	64,638	68,479
Contributions:		
Rollovers	9,410	6,248
Employer	944,714	972,510
Participants	2,025,435	2,128,649
Total additions	5,449,066	2,839,480
Deductions from net assets attributed to:		
Benefits paid to participants	2,638,553	1,790,218
Deemed distributions	(4,527)	7,252
Recordkeeping fees	15,776	10,976
Total deductions	2,649,802	1,808,446
Net increase	2,799,264	1,031,034
Net assets available for benefits at beginning of year	41,556,243	40,525,209
Net assets available for benefits at end of year	$ 44,355,507	$ 41,556,243

See accompanying notes and independent auditor's report

THE MORNING STAR COMPANY
401(k) PROFIT SHARING PLAN

Notes to Financial Statements

December 31, 2016 and 2015

NOTE 1 - Description of Plan:

The following brief description of The Morning Star Company 401(k) Profit Sharing Plan is provided for general information purposes only. Participants should refer to the Plan Document for more complete information.

General

The Morning Star Company 401(k) Profit Sharing Plan covers substantially all employees of The Morning Star Company and VSP Products, Inc. (Companies) who have completed one year of service and attained the age of 21. It is subject to the provisions of Sections 401(a), 403(a) and 501(a) of the Internal Revenue Code, the Employee Retirement Income Security Act of 1974, the Tax Equity and Fiscal Responsibility Act of 1982, the 1986 Tax Reform Act and the Omnibus Reconciliation Acts of 1987 and 1988 and the Pension Protection Act of 2006.

Participant accounts

Participant accounts are credited with a discretionary employer contribution, a Safe Harbor matching contribution not exceeding 4% of compensation, as well as plan earnings. Participants may contribute to their own accounts through elective deferrals.

Payment of benefits and vesting

Participants are 100% vested at all times in their salary deferrals, Safe Harbor matching contributions and rollover contributions. Participants' interest in the discretionary contributions the employer makes to the Plan becomes 100% vested upon normal retirement age. Prior to normal retirement age, participants' interest in the discretionary contributions the employer makes become vested based on the following schedule.

Years of Credited Service	Percent Vested and Non-Forfeitable
0	0%
1	0%
2	20%
3	40%
4	60%
5	80%
6	100%

Upon termination of employment, the non-vested portion of a participant's employer account will be forfeited and may be used to reduce the employer contributions or reallocated to continuing participants not to exceed their limitation as if they were additional employer nonelective contributions. Forfeitures totaled $30,661 and $14,593 for the years ended December 31, 2016 and 2015, respectively.

Upon death or disablement while employed by the Employer, the entire interest shall become 100% vested.

(continued)

Upon retirement or permanent disability, the participant shall receive their vested portion in the form of a lump sum, part lump sum and part installments, installment payments, or a joint and survivor annuity. Upon death, the balance of the participant's account will be paid to their beneficiary.

Participant loans

Participants may borrow from their accounts up to a maximum of $50,000 or 50% of their account balance, whichever is less. The loans are secured by the balance in the participant's account and bear interest from 5.25% - 10.25%. Principal and interest are paid through monthly payroll deductions.

Investment options

Upon enrollment in the Plan, participants may direct their contributions to various funds offered through Wells Fargo.

Participants may change their investment options at any time.

Amendment and termination of plan

The Employer shall have the right to amend the Plan by resolution of the Board of Trustees, provided that no amendment shall attempt to cause any of the assets of the Plan to be used for or diverted to purposes other than for the exclusive benefit of participants or their beneficiaries.

In the event the Employer elects to terminate the Plan or discontinue operation of its business, the entire interest of the participants shall vest 100% immediately and be non-forfeitable.

Employer contributions

Each year the Employer may contribute to the Plan a discretionary employer contribution. The amount of this contribution may not obligate the Employer to contribute, for any year, any sums which are estimated to be in excess of the amount which the Employer would be permitted to deduct on their Federal income tax return for such year.

In addition, the Employer will contribute a Safe Harbor employer matching contribution equal to 100% of each eligible participant's deferral contributions not exceeding 4% of compensation.

NOTE 2 - Summary of significant accounting policies:

Basis of presentation

The accompanying financial statements have been prepared on the accrual basis of accounting and present the net assets available for plan benefits and changes in those net assets at current values. The difference between the current value and the cost of the investments is reflected in the statement of changes in net assets available for plan benefits as appreciation (depreciation) in fair value of investments.

The preparation of financial statements in conformity with generally accepted accounting principles requires the Plan trustees to make estimates and assumptions that affect the reported amounts of assets and liabilities and disclosure of contingent assets and liabilities at the date of the financial statements and the reported amounts of additions and deductions during the reporting period. Actual results could differ from those estimates.

(continued)

Federal income taxes

The Plan has not received a determination letter from the IRS. However, the Plan relies on the latest determination letter for the Wells Fargo Bank, N.A. Defined Contribution Master Plan document dated March 31, 2014, in which the IRS stated that the Wells Fargo Bank, N.A. Defined Contribution Master Plan, as then designed, was in compliance with the applicable requirements of the Internal Revenue Code, as amended (the Code). The Company believes that the Plan is currently designed and being operated in compliance with the applicable requirements of the Code. Therefore, the Plan administrator believes that the Plan was qualified and the related trust was tax-exempt as of December 31, 2016 and 2015. The Morning Star Company 401(k) Profit Sharing Plan files an annual informational return/report (Form 5500) with the Internal Revenue Service under the tax-exempt status allowed under the provisions of the Internal Revenue Code Section 501(a).

Accounting principles generally accepted in the United States of America require the plan administrator to evaluate tax positions taken by the Plan and recognize a tax liability for any uncertain position that more likely than not would not be sustained upon examination by the IRS. The Plan is subject to routine audits by tax authorities; however, there are currently no audits for any tax periods in progress.

Concentration of credit risk

The Financial Accounting Standards Board requires disclosure in the financial statements relating to concentrations of credit risk and financial instruments with off-balance-sheet risk. Financial instruments that potentially subject the Plan to concentrations of credit risk consist principally of investments which are uninsured and subject to market fluctuations.

Related party transactions

Certain Plan investments are shares of mutual funds managed by Wells Fargo Bank, N.A. Wells Fargo Bank, N.A. is the trustee as defined by the Plan and, therefore, these transactions qualify as party-in-interest transactions. Fees paid by the Plan for the investment management services amounted to $119,681 and $120,677 for the years ended December 31, 2016 and 2015, respectively.

All of these party-in-interest transactions are exempt from the prohibited transaction rules of ERISA.

Fair value of financial instruments

Unless otherwise indicated, the fair value of all reported assets and liabilities that represent financial instruments (none of which are held for trading purposes) approximates the carrying value of such amounts.

Notes receivable from participants

Notes receivable from participants are measured at their unpaid principal balance plus any accrued but unpaid interest. Interest income is recorded on the accrual basis. Related fees are charged directly to the borrowing participant's account and are included in administrative expenses when incurred. As of December 31, 2016 and 2015, no allowance for credit losses has been recorded. If a participant does not make loan repayments and the plan administrator considers the participant loan to be in default, the loan balance is reduced, and the delinquent participant note receivable is recorded as a benefit payment based on the terms of the Plan document.

Investment valuation and income recognition

Investments are reported at fair value, except for fully benefit-responsive investment contracts. Which are reported at contract value. Fair value is the price that would be received to sell an asset or paid to transfer a liability in an orderly transaction between market participants at the measurement date. The trustees determine the Plan's valuation policies. Purchases and sales of securities are recorded on a trade-date basis. Interest income is recorded on the accrual basis. Dividends are recorded on the ex-dividend date. Net appreciation (depreciation) includes the plan's gains and losses on investments bought and sold as well as held during the year.

(continued)

Administrative expenses

While some administrative expenses are paid through the plan, the majority of administrative expenses relating to the Plan were paid by the Companies.

Information certified by the Plan's Trustee

The Plan administrator has elected the method of annual reporting compliance permitted by 29 CFR 2520.103-8 of the Department of Labor's Rules and Regulations for Reporting and Disclosure under ERISA. Accordingly, the Plan's Trustee has certified that the following data included in the accompanying financial statements is complete and accurate: (a) investments as shown in the statements of net assets available for benefits as of December 31, 2016 and 2015, and (b) investment income (loss) as shown in the statement of changes in net assets available for benefits for the years ended December 31, 2016 and 2015. The Plan's independent public accountants did not perform auditing procedures with respect to this information, except for comparing such information to the related information included in the financial statements.

Reclassifications

Certain reclassifications have been made to the prior year financial statements to confirm to the current year presentation.

Subsequent events

Management has evaluated subsequent events through September 22, 2017, the date on which the financial statements were available to be issued.

NOTE 3 - Investments:

The following Plan investments are reported at fair value in the accompanying statement of net assets available for benefits. The methods used to measure fair value may produce an amount that may not be indicative of net realizable value or reflective of future fair values. Furthermore, although the Plan believes its valuation methods are appropriate and consistent with other market participants, the use of different methodologies or assumptions to measure the fair value of certain financial instruments could result in a different fair value at the reporting date.

The fair value measurement accounting literature establishes a fair value hierarchy that prioritizes the inputs to valuation techniques used to measure fair value. This hierarchy consists of three broad levels: Level 1 inputs consist of unadjusted quoted prices in active markets for identical assets and have the highest priority, Level 2 inputs consist of observable inputs other than quoted prices for identical assets, and Level 3 inputs are unobservable and have the lowest priority. The Plan uses the appropriate valuation techniques based on the available inputs to measure the fair value of its investments.

Level 1 Fair Value Measurements

The fair value of certain investments is based on quoted prices in active markets at year-end.

Level 2 Fair Value Measurements

Some investments are not actively traded but other significant observable inputs that other market participants would use in valuing a portfolio instrument were used.

(continued)

The following information included in the accompanying financial statements was obtained from data that has been prepared and certified to as complete and accurate by the trustee. The following table sets forth by level, within the fair value hierarchy, the Plan's assets at fair value as of December 31, 2016 and 2015, all of which are participant-directed:

2016	Assets at Fair Value as of December 31, 2016		
	Level 1	Level 2	Total
Acadian Emerging Markets EQ FD I TR	$ -	$ 17,463	$ 17,463
American Europacific Growth Fund	-	530,981	530,981
Baron Small Cap Fund	874,927	-	874,927
American Beacon Small Cap Fund	964,153	-	964,153
Harbor International/Inst - AT	-	13,446	13,446
MFS Value Fund Class R3	677,680	-	677,680
PIMCO High Yield I - AT	-	25,739	25,739
PIMCO Real Return/Institutional AT	-	10,989	10,989
Wells Fargo Dodge & Cox Intermed Bond CIT TR	-	30,602	30,602
Wells Fargo Stable Return Fund Transfer	-	37,736	37,736
T Rowe Price Growth Stock Fund - Advisor Class	1,859,429	-	1,859,429
Wells Fargo Dow Jones Target 2010 Fund	-	1,292,802	1,292,802
* Wells Fargo Dow Jones Target 2020 Fund	-	4,314,055	4,314,055
* Wells Fargo Dow Jones Target 2030 Fund	-	4,796,786	4,796,786
* Wells Fargo Dow Jones Target 2040 Fund	-	5,730,598	5,730,598
* Wells Fargo Dow Jones Target 2050 Fund	-	2,421,346	2,421,346
Wells Fargo Dow Jones Target 2060 Fund	-	6,461	6,461
Wells Fargo Advantage Dow Jones Target Today Fund	-	75,036	75,036
Wells Fargo Index Fund-Admin	2,044,690	-	2,044,690
Wells Fargo Core Bond Adm	-	1,864,263	1,864,263
Wells Fargo Core Bond CIT AT	-	30,122	30,122
Wells Fargo International Bond CIT AT	-	8,953	8,953
Wells Fargo/MFS Value CIT AT	43,215	-	43,215
Wells Fargo/Multi-Manager Sm Cap CIT AT	11,425	-	11,425
Wells Fargo/T. Rowe Price I LCGM CIT AT	11,021	-	11,021
Wells Fargo Causeway Intl Value CIT TR	12,603	-	12,603
WF/BlackRock S&P MidCap Index CIT TR	-	24,770	24,770
WF/BlackRock S&P 500 Index CIT TR	-	62,693	62,693
WF/BlackRock Russell 2000 Index CIT TR	-	10,583	10,583
WF/BlackRock Intl Equity Index CIT TR	-	31,913	31,913
WF/BlackRock US Aggreg Bond Index CIT TR	-	76,944	76,944
Northern Global Real Estate Index	-	7,810	7,810
* Self-directed accounts - various common stock	2,570,386	-	2,570,386
* Self-directed accounts - mutual funds	-	2,770,743	2,770,743
	$ 9,069,529	$ 24,192,834	$ 33,262,363

(continued)

2015	Assets at Fair Value as of December 31, 2015		
	Level 1	Level 2	Total
Acadian Emerging Markets EQ FD I TR	$ -	$ 3,399	$ 3,399
American Europacific Growth Fund	-	650,424	650,424
Baron Small Cap Fund	822,765	-	822,765
American Beacon Small Cap Fund	831,491	-	831,491
Harbor International/Inst - AT	-	10,435	10,435
MFS Value Fund Class R3	812,632	-	812,632
PIMCO High Yield I - AT	-	5,329	5,329
PIMCO Real Return/Institutional AT	-	5,356	5,356
Wells Fargo Dodge & Cox Intermed Bond CIT TR	-	9,994	9,994
Wells Fargo Stable Return Fund Transfer	-	1,555	1,555
T Rowe Price Growth Stock Fund - Advisor Class	1,965,739	-	1,965,739
Wells Fargo Dow Jones Target 2010 Fund	-	1,269,522	1,269,522
* Wells Fargo Dow Jones Target 2020 Fund	-	4,425,767	4,425,767
* Wells Fargo Dow Jones Target 2030 Fund	-	5,101,954	5,101,954
* Wells Fargo Dow Jones Target 2040 Fund	-	5,094,150	5,094,150
Wells Fargo Dow Jones Target 2050 Fund	-	2,022,820	2,022,820
Wells Fargo Advantage Dow Jones Target Today Fund	-	56,707	56,707
Wells Fargo Index Fund-Admin	1,801,984	-	1,801,984
Wells Fargo Core Bond Adm	-	1,657,554	1,657,554
Wells Fargo Core Bond CIT AT	-	16,544	16,544
Wells Fargo International Bond CIT AT	-	7,044	7,044
Wells Fargo/MFS Value CIT AT	21,214	-	21,214
Wells Fargo/Multi-Manager Sm Cap CIT AT	8,291	-	8,291
Wells Fargo/T. Rowe Price I LCGM CIT AT	12,502	-	12,502
Wells Fargo Causeway Intl Value CIT TR	8,311	-	8,311
Northern Global Real Estate Index	-	4,819	4,819
WF/T.R Price Inst. Eq. Inc. Mgd. CIT TR	-	12,238	12,238
* Self-directed accounts - various common stock	2,275,241	-	2,275,241
* Self-directed accounts - mutual funds	-	2,595,043	2,595,043
	$ 8,560,170	$ 22,950,654	$ 31,510,824

* Investments that represent 5% or more of net assets.

Gains and losses (realized and unrealized) included in changes in net assets available for benefits for the years ended December 31, 2016 and 2015, are reported in net appreciation (depreciation) in fair value of investments.

The Plan's policy is to recognize transfers between Level 1 and Level 2 and into and out of Level 3 at the end of the reporting period. For the years ended December 31, 2016 and 2015, there were no significant transfers between Level 1 and Level 2 or into or out of Level 3.

NOTE 4 – Guaranteed investment contract with insurance company:

The Plan has entered into a fully benefit-responsive guaranteed investment contract with Wells Fargo Bank, N.A. Wells Fargo Bank, N.A. maintains the contributions in a general account. The account is credited with earnings on the underlying investments and charged for participant withdrawals and administrative expenses. The guaranteed investment contract issuer is contractually obligated to repay the principal and a specified amount of interest.

Because the guaranteed investment contract is fully benefit-responsive, contract value is the relevant measurement attribute for that portion of the net assets available for benefits attributable to the guaranteed investment contract. The guaranteed investment contract is included on the statement of net assets available for benefits at contract value.

(continued)

Contract value as reported by the Plan by Wells Fargo Bank, N.A., represents contributions made under the contract, plus earnings, less withdrawals and administrative expenses. Participants may ordinarily direct the withdrawal or transfer of all or a portion of their investment at contract value.

There are no reserves against contract value for credit risk of the contract issuer or otherwise. The contract value of the investment contract at December 31, 2016 and 2015, was $3,813,337 and $3,439,135, respectively. The average yield and crediting interest rates were 1.94% and 1.79% for 2016 and 2015, respectively. The crediting interest rate is based on a formula taking into consideration a number of factors.

Certain events limit the Plan's ability to transact at contract value with the issuer. Such events include the following: (i) amendments to the plan documents (including complete or partial termination or merger with another plan), (ii) changes to the Plan's prohibition on competing investment options or deletion of equity wash provisions, (iii) bankruptcy of the plan sponsor or other plan sponsor events (for example, divestitures or spin-offs of a subsidiary) that cause a significant withdrawal from the plan, or (iv) the failure of the trust to qualify for exemption from federal income taxes or any required prohibited transaction exemption under ERISA. The Plan Administrator does not believe that the occurrence of any such value event, which would limit the Plan's ability to transact at contract value with participants, is probable.

NOTE 5 - Allocation of assets:

Net assets available in the amount of $3,751,719 and $3,841,878 have been allocated to the accounts of employees who have withdrawn from the plan at December 31, 2016 and 2015, respectively.

THE MORNING STAR COMPANY
401 (k) PROFIT SHARING PLAN
EIN # 94-2421552
Plan Number: 003
Form 5500

Schedule 1
Form 5500
Part IV, Line 4i

Schedule H, Line 4i - Schedule of Assets (Held at End of Year)

December 31, 2016

(a)	(b) Identity of issue, borrower, lessor, or similar party	(c) collateral, par, or maturity value	(d) Cost	(e) Current Value
*	Wells Fargo Cash Investment - MM Fund	Cash/money market	$ 4,971,142	$ 4,971,142
*	Wells Fargo Stable Return Fund N	Pooled, common, and collective funds	3,753,769	3,813,337
*	Wells Fargo Stable Return Fund Transfer	Pooled, common, and collective funds	37,511	37,736
*	Wells Fargo Core Bond CIT AT	Pooled, common, and collective funds	30,546	30,122
*	Wells Fargo International Bond CIT AT	Pooled, common, and collective funds	9,601	8,953
*	Wells Fargo Blackrock Intl Eq Index CIT TR	Pooled, common, and collective funds	30,254	31,913
*	Wells Fargo Blackrock RU 2000 Index CIT TR	Pooled, common, and collective funds	8,893	10,583
*	Wells Fargo Blackrock S&P Midcap Index CIT TR	Pooled, common, and collective funds	21,391	24,770
*	Wells Fargo Blackrock S&P 500 Index CIT TR	Pooled, common, and collective funds	57,207	62,693
*	Wells Fargo Blackrock US AGG Bd Index CIT TR	Pooled, common, and collective funds	78,583	76,944
*	Wells Fargo/Multi-Manager Sm Cap CIT AT	Pooled, common, and collective funds	10,005	11,425
*	Wells Fargo/MFS Value CIT AT	Pooled, common, and collective funds	39,935	43,215
*	Wells Fargo/T. Rowe Price I LCGM CIT AT	Pooled, common, and collective funds	10,614	11,021
*	Wells Fargo Causeway Intl Value CIT TR	Pooled, common, and collective funds	12,290	12,603
*	Wells Fargo Dodge & Cox Intermed Bond CIT TR	Pooled, common, and collective funds	30,389	30,602
	Acadian Emerging Markets EQ FD I TR	Mutual funds	16,474	17,463
	American Europacific Growth Fund	Mutual funds	532,894	530,981
	Baron Small Cap Fund	Mutual funds	955,043	874,927
	American Beacon Small Cap Fund	Mutual funds	794,748	964,153
	Harbor International/Inst - AT	Mutual funds	13,563	13,446
	MFS Value Fund Class R3	Mutual funds	620,604	677,680
	Northern Global Real Estate Index	Mutual funds	7,579	7,810
	PIMCO High Yield I - AT	Mutual funds	24,625	25,739
	PIMCO Real Return/Institutional AT	Mutual funds	10,827	10,989
	T Rowe Price Growth Stock Fund - Advisor Class	Mutual funds	1,867,269	1,859,429
*	Wells Fargo Dow Jones Target 2010 Fund	Mutual funds	1,291,740	1,292,802
*	Wells Fargo Dow Jones Target 2020 Fund	Mutual funds	4,249,301	4,314,055
*	Wells Fargo Dow Jones Target 2030 Fund	Mutual funds	4,675,050	4,796,786
*	Wells Fargo Dow Jones Target 2040 Fund	Mutual funds	5,467,009	5,730,598
*	Wells Fargo Dow Jones Target 2050 Fund	Mutual funds	2,294,738	2,421,346
*	Wells Fargo Dow Jones Target 2060 Fund	Mutual funds	6,316	6,461
*	Wells Fargo Dow Jones Target Today Fund	Mutual funds	75,259	75,036
*	Wells Fargo Index Fund-Admin	Mutual funds	2,014,605	2,044,690
*	Wells Fargo Core Bond Adm	Mutual funds	1,861,617	1,864,263
	Self-directed accounts - mutual funds	Mutual funds	2,614,903	2,770,743
	Self-directed accounts - various common stock	Common stock	2,402,417	2,570,386
	Investments	Interest receivable on investments noted above	-	16,547
	Participant loans	5.25-10.25% loans receivable, principal and interest payments due bi-weekly, secured by participant's vested interest in plan	-	1,255,024
			$ 40,898,711	$ 43,318,413

* This is a party-in-interest transaction with the Plan trustee, which is exempt from the prohibited transactions rules of ERISA

See accompanying notes and independent auditor's report

THE MORNING STAR COMPANY
401(k) PROFIT SHARING PLAN

FINANCIAL STATEMENTS

DECEMBER 31, 2016 AND 2015

DeMera DeMera Cameron LLP

Certified Public Accountants



Howard J. DeMera
Mark D. Cameron

Michael R. Davin
Shelley M. Nakaguchi
Andrew G. Cameron
Evin Edwards II
Kip J. Martin

Tim Downum
Titus M. Verzosa
Lisa R. Garabedian
Bernadette C. Sowards
Tammy Bibb
Olena Schiffler
Diana Wong

INDEPENDENT AUDITOR'S REPORT

To the Trustees and Administrative Committee
of The Morning Star Company 401(k) Profit Sharing Plan

Report on the Financial Statements

We were engaged to audit the accompanying financial statements of The Morning Star Company 401(k) Profit Sharing Plan, which comprise the statements of net assets available for benefits as of December 31, 2016 and 2015, and the related statements of changes in net assets available for benefits for the years then ended, and the related notes to the financial statements.

Management's Responsibility for the Financial Statements

Management is responsible for the preparation and fair presentation of these financial statements in accordance with accounting principles generally accepted in the United States of America; this includes the design, implementation, and maintenance of internal control relevant to the preparation and fair presentation of financial statements that are free from material misstatement, whether due to fraud or error.

Auditor's Responsibility

Our responsibility is to express an opinion on these financial statements based on conducting the audits in accordance with auditing standards generally accepted in the United States of America. Because of the matter described in the Basis for Disclaimer of Opinion paragraph, however, we were not able to obtain sufficient appropriate audit evidence to provide a basis for an audit opinion.

Basis for Disclaimer of Opinion

As permitted by 29 CFR 2520.103-8 of the Department of Labor's Rules and Regulations for Reporting and Disclosure under the Employee Retirement Income Security Act of 1974, the plan administrator instructed us not to perform, and we did not perform, any auditing procedures with respect to the information summarized in Note 3, which was certified by Wells Fargo Bank, N.A., the trustee of the Plan, except for comparing the information with the related information included in the financial statements. We have been informed by the plan administrator that the trustee holds the Plan's investment assets and executes investment transactions. The plan administrator has obtained a certification from the trustee as of and for the years ended December 31, 2016 and 2015, that the information provided to the plan administrator by the trustee is complete and accurate.

Suite 101
5080 North Fruit Avenue
Fresno, California 93711
Telephone 559/226-9200
Facsimile 559/226-9209
E-mail: mail@ddccpa.com
Website: www.ddccpa.com

Disclaimer of Opinion

Because of the significance of the matter described in the Basis for Disclaimer of Opinion paragraph, we have not been able to obtain sufficient, appropriate audit evidence to provide a basis for an audit opinion. Accordingly, we do not express an opinion on these financial statements.

Other Matter

The supplemental Schedule of Assets (Held at End of Year) as of December 31, 2016, is required by the Department of Labor's Rules and Regulations for Reporting and Disclosure under the Employee Retirement Income Security Act of 1974 and is presented for the purpose of additional analysis and is not a required part of the financial statements. Because of the significance of the matter described in the Basis for Disclaimer of Opinion paragraph, we do not express an opinion on the supplemental schedule referred to above.

Report on Form and Content in Compliance With DOL Rules and Regulations

The form and content of the information included in the financial statements and supplemental schedule, other than that derived from the information certified by the trustee, have been audited by us in accordance with auditing standards generally accepted in the United States of America and, in our opinion, are presented in compliance with the Department of Labor's Rules and Regulations for Reporting and Disclosure under the Employee Retirement Income Security Act of 1974.

DeMera DeMera Cameron, LLP

Fresno, California
September 22, 2017

THE MORNING STAR COMPANY
401(k) PROFIT SHARING PLAN

Statements of Net Assets Available for Benefits

December 31, 2016 and 2015

	2016	2015
Assets		
Investments at fair value (Note 3):		
Common stock	$ 2,560,754	$ 2,275,241
Mutual funds	30,299,397	29,137,890
Pooled, common and collective funds	392,580	97,693
Preferred corporate debt instruments	9,632	-
	33,262,363	31,510,824
Investments at contract value (Note 4)	3,813,337	3,439,135
Receivables:		
Employers' contributions	944,714	955,384
Participants' contributions	92,380	-
Participants' loans receivable	1,255,024	1,225,929
Interest and dividends receivable	16,547	14,323
	2,308,665	2,195,636
Cash	4,971,142	4,410,648
Total assets	44,355,507	41,556,243
Liabilities		
Accounts payable	-	-
Total liabilities	-	-
Net assets available for benefits	$ 44,355,507	$ 41,556,243

See accompanying notes and independent auditor's report

THE MORNING STAR COMPANY
401(k) PROFIT SHARING PLAN

Statements of Changes in Net Assets Available for Benefits

For the Years Ended December 31, 2016 and 2015

	2016	2015
Additions to net assets attributed to:		
Investment activity:		
Net appreciation (depreciation) in fair value of investments	$ 2,004,843	$ (628,322)
Interest and dividends	503,931	401,617
	2,508,774	(226,705)
Less: investment expenses	103,905	109,701
	2,404,869	(336,406)
Interest income on notes receivable from participants	64,638	68,479
Contributions:		
Rollovers	9,410	6,248
Employer	944,714	972,510
Participants	2,025,435	2,128,649
Total additions	5,449,066	2,839,480
Deductions from net assets attributed to:		
Benefits paid to participants	2,638,553	1,790,218
Deemed distributions	(4,527)	7,252
Recordkeeping fees	15,776	10,976
Total deductions	2,649,802	1,808,446
Net increase	2,799,264	1,031,034
Net assets available for benefits at beginning of year	41,556,243	40,525,209
Net assets available for benefits at end of year	$ 44,355,507	$ 41,556,243

See accompanying notes and independent auditor's report

THE MORNING STAR COMPANY
401(k) PROFIT SHARING PLAN

Notes to Financial Statements

December 31, 2016 and 2015

NOTE 1 - Description of Plan:

The following brief description of The Morning Star Company 401(k) Profit Sharing Plan is provided for general information purposes only. Participants should refer to the Plan Document for more complete information.

General

The Morning Star Company 401(k) Profit Sharing Plan covers substantially all employees of The Morning Star Company and VSP Products, Inc. (Companies) who have completed one year of service and attained the age of 21. It is subject to the provisions of Sections 401(a), 403(a) and 501(a) of the Internal Revenue Code, the Employee Retirement Income Security Act of 1974, the Tax Equity and Fiscal Responsibility Act of 1982, the 1986 Tax Reform Act and the Omnibus Reconciliation Acts of 1987 and 1988 and the Pension Protection Act of 2006.

Participant accounts

Participant accounts are credited with a discretionary employer contribution, a Safe Harbor matching contribution not exceeding 4% of compensation, as well as plan earnings. Participants may contribute to their own accounts through elective deferrals.

Payment of benefits and vesting

Participants are 100% vested at all times in their salary deferrals, Safe Harbor matching contributions and rollover contributions. Participants' interest in the discretionary contributions the employer makes to the Plan becomes 100% vested upon normal retirement age. Prior to normal retirement age, participants' interest in the discretionary contributions the employer makes become vested based on the following schedule.

Years of Credited Service	Percent Vested and Non-Forfeitable
0	0%
1	0%
2	20%
3	40%
4	60%
5	80%
6	100%

Upon termination of employment, the non-vested portion of a participant's employer account will be forfeited and may be used to reduce the employer contributions or reallocated to continuing participants not to exceed their limitation as if they were additional employer nonelective contributions. Forfeitures totaled $30,661 and $14,593 for the years ended December 31, 2016 and 2015, respectively.

Upon death or disablement while employed by the Employer, the entire interest shall become 100% vested.

(continued)

Upon retirement or permanent disability, the participant shall receive their vested portion in the form of a lump sum, part lump sum and part installments, installment payments, or a joint and survivor annuity. Upon death, the balance of the participant's account will be paid to their beneficiary.

Participant loans

Participants may borrow from their accounts up to a maximum of $50,000 or 50% of their account balance, whichever is less. The loans are secured by the balance in the participant's account and bear interest from 5.25% - 10.25%. Principal and interest are paid through monthly payroll deductions.

Investment options

Upon enrollment in the Plan, participants may direct their contributions to various funds offered through Wells Fargo.

Participants may change their investment options at any time.

Amendment and termination of plan

The Employer shall have the right to amend the Plan by resolution of the Board of Trustees, provided that no amendment shall attempt to cause any of the assets of the Plan to be used for or diverted to purposes other than for the exclusive benefit of participants or their beneficiaries.

In the event the Employer elects to terminate the Plan or discontinue operation of its business, the entire interest of the participants shall vest 100% immediately and be non-forfeitable.

Employer contributions

Each year the Employer may contribute to the Plan a discretionary employer contribution. The amount of this contribution may not obligate the Employer to contribute, for any year, any sums which are estimated to be in excess of the amount which the Employer would be permitted to deduct on their Federal income tax return for such year.

In addition, the Employer will contribute a Safe Harbor employer matching contribution equal to 100% of each eligible participant's deferral contributions not exceeding 4% of compensation.

NOTE 2 - Summary of significant accounting policies:

Basis of presentation

The accompanying financial statements have been prepared on the accrual basis of accounting and present the net assets available for plan benefits and changes in those net assets at current values. The difference between the current value and the cost of the investments is reflected in the statement of changes in net assets available for plan benefits as appreciation (depreciation) in fair value of investments.

The preparation of financial statements in conformity with generally accepted accounting principles requires the Plan trustees to make estimates and assumptions that affect the reported amounts of assets and liabilities and disclosure of contingent assets and liabilities at the date of the financial statements and the reported amounts of additions and deductions during the reporting period. Actual results could differ from those estimates.

(continued)

Federal income taxes

The Plan has not received a determination letter from the IRS. However, the Plan relies on the latest determination letter for the Wells Fargo Bank, N.A. Defined Contribution Master Plan document dated March 31, 2014, in which the IRS stated that the Wells Fargo Bank, N.A. Defined Contribution Master Plan, as then designed, was in compliance with the applicable requirements of the Internal Revenue Code, as amended (the Code). The Company believes that the Plan is currently designed and being operated in compliance with the applicable requirements of the Code. Therefore, the Plan administrator believes that the Plan was qualified and the related trust was tax-exempt as of December 31, 2016 and 2015. The Morning Star Company 401(k) Profit Sharing Plan files an annual informational return/report (Form 5500) with the Internal Revenue Service under the tax-exempt status allowed under the provisions of the Internal Revenue Code Section 501(a).

Accounting principles generally accepted in the United States of America require the plan administrator to evaluate tax positions taken by the Plan and recognize a tax liability for any uncertain position that more likely than not would not be sustained upon examination by the IRS. The Plan is subject to routine audits by tax authorities; however, there are currently no audits for any tax periods in progress.

Concentration of credit risk

The Financial Accounting Standards Board requires disclosure in the financial statements relating to concentrations of credit risk and financial instruments with off-balance-sheet risk. Financial instruments that potentially subject the Plan to concentrations of credit risk consist principally of investments which are uninsured and subject to market fluctuations.

Related party transactions

Certain Plan investments are shares of mutual funds managed by Wells Fargo Bank, N.A. Wells Fargo Bank, N.A. is the trustee as defined by the Plan and, therefore, these transactions qualify as party-in-interest transactions. Fees paid by the Plan for the investment management services amounted to $119,681 and $120,677 for the years ended December 31, 2016 and 2015, respectively.

All of these party-in-interest transactions are exempt from the prohibited transaction rules of ERISA.

Fair value of financial instruments

Unless otherwise indicated, the fair value of all reported assets and liabilities that represent financial instruments (none of which are held for trading purposes) approximates the carrying value of such amounts.

Notes receivable from participants

Notes receivable from participants are measured at their unpaid principal balance plus any accrued but unpaid interest. Interest income is recorded on the accrual basis. Related fees are charged directly to the borrowing participant's account and are included in administrative expenses when incurred. As of December 31, 2016 and 2015, no allowance for credit losses has been recorded. If a participant does not make loan repayments and the plan administrator considers the participant loan to be in default, the loan balance is reduced, and the delinquent participant note receivable is recorded as a benefit payment based on the terms of the Plan document.

Investment valuation and income recognition

Investments are reported at fair value, except for fully benefit-responsive investment contracts. Which are reported at contract value. Fair value is the price that would be received to sell an asset or paid to transfer a liability in an orderly transaction between market participants at the measurement date. The trustees determine the Plan's valuation policies. Purchases and sales of securities are recorded on a trade-date basis. Interest income is recorded on the accrual basis. Dividends are recorded on the ex-dividend date. Net appreciation (depreciation) includes the plan's gains and losses on investments bought and sold as well as held during the year.

(continued)

Administrative expenses

While some administrative expenses are paid through the plan, the majority of administrative expenses relating to the Plan were paid by the Companies.

Information certified by the Plan's Trustee

The Plan administrator has elected the method of annual reporting compliance permitted by 29 CFR 2520.103-8 of the Department of Labor's Rules and Regulations for Reporting and Disclosure under ERISA. Accordingly, the Plan's Trustee has certified that the following data included in the accompanying financial statements is complete and accurate: (a) investments as shown in the statements of net assets available for benefits as of December 31, 2016 and 2015, and (b) investment income (loss) as shown in the statement of changes in net assets available for benefits for the years ended December 31, 2016 and 2015. The Plan's independent public accountants did not perform auditing procedures with respect to this information, except for comparing such information to the related information included in the financial statements.

Reclassifications

Certain reclassifications have been made to the prior year financial statements to confirm to the current year presentation.

Subsequent events

Management has evaluated subsequent events through September 22, 2017, the date on which the financial statements were available to be issued.

NOTE 3 - Investments:

The following Plan investments are reported at fair value in the accompanying statement of net assets available for benefits. The methods used to measure fair value may produce an amount that may not be indicative of net realizable value or reflective of future fair values. Furthermore, although the Plan believes its valuation methods are appropriate and consistent with other market participants, the use of different methodologies or assumptions to measure the fair value of certain financial instruments could result in a different fair value at the reporting date.

The fair value measurement accounting literature establishes a fair value hierarchy that prioritizes the inputs to valuation techniques used to measure fair value. This hierarchy consists of three broad levels: Level 1 inputs consist of unadjusted quoted prices in active markets for identical assets and have the highest priority, Level 2 inputs consist of observable inputs other than quoted prices for identical assets, and Level 3 inputs are unobservable and have the lowest priority. The Plan uses the appropriate valuation techniques based on the available inputs to measure the fair value of its investments.

Level 1 Fair Value Measurements

The fair value of certain investments is based on quoted prices in active markets at year-end.

Level 2 Fair Value Measurements

Some investments are not actively traded but other significant observable inputs that other market participants would use in valuing a portfolio instrument were used.

(continued)

The following information included in the accompanying financial statements was obtained from data that has been prepared and certified to as complete and accurate by the trustee. The following table sets forth by level, within the fair value hierarchy, the Plan's assets at fair value as of December 31, 2016 and 2015, all of which are participant-directed:

2016	Assets at Fair Value as of December 31, 2016		
	Level 1	Level 2	Total
Acadian Emerging Markets EQ FD I TR	$ -	$ 17,463	$ 17,463
American Europacific Growth Fund	-	530,981	530,981
Baron Small Cap Fund	874,927	-	874,927
American Beacon Small Cap Fund	964,153	-	964,153
Harbor International/Inst - AT	-	13,446	13,446
MFS Value Fund Class R3	677,680	-	677,680
PIMCO High Yield I - AT	-	25,739	25,739
PIMCO Real Return/Institutional AT	-	10,989	10,989
Wells Fargo Dodge & Cox Intermed Bond CIT TR	-	30,602	30,602
Wells Fargo Stable Return Fund Transfer	-	37,736	37,736
T Rowe Price Growth Stock Fund - Advisor Class	1,859,429	-	1,859,429
Wells Fargo Dow Jones Target 2010 Fund	-	1,292,802	1,292,802
* Wells Fargo Dow Jones Target 2020 Fund	-	4,314,055	4,314,055
* Wells Fargo Dow Jones Target 2030 Fund	-	4,796,786	4,796,786
* Wells Fargo Dow Jones Target 2040 Fund	-	5,730,598	5,730,598
* Wells Fargo Dow Jones Target 2050 Fund	-	2,421,346	2,421,346
Wells Fargo Dow Jones Target 2060 Fund	-	6,461	6,461
Wells Fargo Advantage Dow Jones Target Today Fund	-	75,036	75,036
Wells Fargo Index Fund-Admin	2,044,690	-	2,044,690
Wells Fargo Core Bond Adm	-	1,864,263	1,864,263
Wells Fargo Core Bond CIT AT	-	30,122	30,122
Wells Fargo International Bond CIT AT	-	8,953	8,953
Wells Fargo/MFS Value CIT AT	43,215	-	43,215
Wells Fargo/Multi-Manager Sm Cap CIT AT	11,425	-	11,425
Wells Fargo/T. Rowe Price I LCGM CIT AT	11,021	-	11,021
Wells Fargo Causeway Intl Value CIT TR	12,603	-	12,603
WF/BlackRock S&P MidCap Index CIT TR	-	24,770	24,770
WF/BlackRock S&P 500 Index CIT TR	-	62,693	62,693
WF/BlackRock Russell 2000 Index CIT TR	-	10,583	10,583
WF/BlackRock Intl Equity Index CIT TR	-	31,913	31,913
WF/BlackRock US Aggreg Bond Index CIT TR	-	76,944	76,944
Northern Global Real Estate Index	-	7,810	7,810
* Self-directed accounts - various common stock	2,570,386	-	2,570,386
* Self-directed accounts - mutual funds	-	2,770,743	2,770,743
	$ 9,069,529	$ 24,192,834	$ 33,262,363

(continued)

2015	Assets at Fair Value as of December 31, 2015		
	Level 1	Level 2	Total
Acadian Emerging Markets EQ FD I TR	$ -	$ 3,399	$ 3,399
American Europacific Growth Fund	-	650,424	650,424
Baron Small Cap Fund	822,765	-	822,765
American Beacon Small Cap Fund	831,491	-	831,491
Harbor International/Inst - AT	-	10,435	10,435
MFS Value Fund Class R3	812,632	-	812,632
PIMCO High Yield I - AT	-	5,329	5,329
PIMCO Real Return/Institutional AT	-	5,356	5,356
Wells Fargo Dodge & Cox Intermed Bond CIT TR	-	9,994	9,994
Wells Fargo Stable Return Fund Transfer	-	1,555	1,555
T Rowe Price Growth Stock Fund - Advisor Class	1,965,739	-	1,965,739
Wells Fargo Dow Jones Target 2010 Fund	-	1,269,522	1,269,522
* Wells Fargo Dow Jones Target 2020 Fund	-	4,425,767	4,425,767
* Wells Fargo Dow Jones Target 2030 Fund	-	5,101,954	5,101,954
* Wells Fargo Dow Jones Target 2040 Fund	-	5,094,150	5,094,150
Wells Fargo Dow Jones Target 2050 Fund	-	2,022,820	2,022,820
Wells Fargo Advantage Dow Jones Target Today Fund	-	56,707	56,707
Wells Fargo Index Fund-Admin	1,801,984	-	1,801,984
Wells Fargo Core Bond Adm	-	1,657,554	1,657,554
Wells Fargo Core Bond CIT AT	-	16,544	16,544
Wells Fargo International Bond CIT AT	-	7,044	7,044
Wells Fargo/MFS Value CIT AT	21,214	-	21,214
Wells Fargo/Multi-Manager Sm Cap CIT AT	8,291	-	8,291
Wells Fargo/T. Rowe Price I LCGM CIT AT	12,502	-	12,502
Wells Fargo Causeway Intl Value CIT TR	8,311	-	8,311
Northern Global Real Estate Index	-	4,819	4,819
WF/T.R Price Inst. Eq. Inc. Mgd. CIT TR	-	12,238	12,238
* Self-directed accounts - various common stock	2,275,241	-	2,275,241
* Self-directed accounts - mutual funds	-	2,595,043	2,595,043
	$ 8,560,170	$ 22,950,654	$ 31,510,824

* Investments that represent 5% or more of net assets.

Gains and losses (realized and unrealized) included in changes in net assets available for benefits for the years ended December 31, 2016 and 2015, are reported in net appreciation (depreciation) in fair value of investments.

The Plan's policy is to recognize transfers between Level 1 and Level 2 and into and out of Level 3 at the end of the reporting period. For the years ended December 31, 2016 and 2015, there were no significant transfers between Level 1 and Level 2 or into or out of Level 3.

NOTE 4 – Guaranteed investment contract with insurance company:

The Plan has entered into a fully benefit-responsive guaranteed investment contract with Wells Fargo Bank, N.A. Wells Fargo Bank, N.A. maintains the contributions in a general account. The account is credited with earnings on the underlying investments and charged for participant withdrawals and administrative expenses. The guaranteed investment contract issuer is contractually obligated to repay the principal and a specified amount of interest.

Because the guaranteed investment contract is fully benefit-responsive, contract value is the relevant measurement attribute for that portion of the net assets available for benefits attributable to the guaranteed investment contract. The guaranteed investment contract is included on the statement of net assets available for benefits at contract value.

(continued)

Contract value as reported by the Plan by Wells Fargo Bank, N.A., represents contributions made under the contract, plus earnings, less withdrawals and administrative expenses. Participants may ordinarily direct the withdrawal or transfer of all or a portion of their investment at contract value.

There are no reserves against contract value for credit risk of the contract issuer or otherwise. The contract value of the investment contract at December 31, 2016 and 2015, was $3,813,337 and $3,439,135, respectively. The average yield and crediting interest rates were 1.94% and 1.79% for 2016 and 2015, respectively. The crediting interest rate is based on a formula taking into consideration a number of factors.

Certain events limit the Plan's ability to transact at contract value with the issuer. Such events include the following: (i) amendments to the plan documents (including complete or partial termination or merger with another plan), (ii) changes to the Plan's prohibition on competing investment options or deletion of equity wash provisions, (iii) bankruptcy of the plan sponsor or other plan sponsor events (for example, divestitures or spin-offs of a subsidiary) that cause a significant withdrawal from the plan, or (iv) the failure of the trust to qualify for exemption from federal income taxes or any required prohibited transaction exemption under ERISA. The Plan Administrator does not believe that the occurrence of any such value event, which would limit the Plan's ability to transact at contract value with participants, is probable.

NOTE 5 - Allocation of assets:

Net assets available in the amount of $3,751,719 and $3,841,878 have been allocated to the accounts of employees who have withdrawn from the plan at December 31, 2016 and 2015, respectively.

THE MORNING STAR COMPANY
401 (k) PROFIT SHARING PLAN
EIN # 94-2421552
Plan Number: 003
Form 5500

Schedule 1
Form 5500
Part IV, Line 4i

Schedule H, Line 4i - Schedule of Assets (Held at End of Year)

December 31, 2016

(a)	(b) Identity of issue, borrower, lessor, or similar party	(c) collateral, par, or maturity value	(d) Cost	(e) Current Value
*	Wells Fargo Cash Investment - MM Fund	Cash/money market	$ 4,971,142	$ 4,971,142
*	Wells Fargo Stable Return Fund N	Pooled, common, and collective funds	3,753,769	3,813,337
*	Wells Fargo Stable Return Fund Transfer	Pooled, common, and collective funds	37,511	37,736
*	Wells Fargo Core Bond CIT AT	Pooled, common, and collective funds	30,546	30,122
*	Wells Fargo International Bond CIT AT	Pooled, common, and collective funds	9,601	8,953
*	Wells Fargo Blackrock Intl Eq Index CIT TR	Pooled, common, and collective funds	30,254	31,913
*	Wells Fargo Blackrock RU 2000 Index CIT TR	Pooled, common, and collective funds	8,893	10,583
*	Wells Fargo Blackrock S&P Midcap Index CIT TR	Pooled, common, and collective funds	21,391	24,770
*	Wells Fargo Blackrock S&P 500 Index CIT TR	Pooled, common, and collective funds	57,207	62,693
*	Wells Fargo Blackrock US AGG Bd Index CIT TR	Pooled, common, and collective funds	78,583	76,944
*	Wells Fargo/Multi-Manager Sm Cap CIT AT	Pooled, common, and collective funds	10,005	11,425
*	Wells Fargo/MFS Value CIT AT	Pooled, common, and collective funds	39,935	43,215
*	Wells Fargo/T. Rowe Price I LCGM CIT AT	Pooled, common, and collective funds	10,614	11,021
*	Wells Fargo Causeway Intl Value CIT TR	Pooled, common, and collective funds	12,290	12,603
*	Wells Fargo Dodge & Cox Intermed Bond CIT TR	Pooled, common, and collective funds	30,389	30,602
	Acadian Emerging Markets EQ FD I TR	Mutual funds	16,474	17,463
	American Europacific Growth Fund	Mutual funds	532,894	530,981
	Baron Small Cap Fund	Mutual funds	955,043	874,927
	American Beacon Small Cap Fund	Mutual funds	794,748	964,153
	Harbor International/Inst - AT	Mutual funds	13,563	13,446
	MFS Value Fund Class R3	Mutual funds	620,604	677,680
	Northern Global Real Estate Index	Mutual funds	7,579	7,810
	PIMCO High Yield I - AT	Mutual funds	24,625	25,739
	PIMCO Real Return/Institutional AT	Mutual funds	10,827	10,989
	T Rowe Price Growth Stock Fund - Advisor Class	Mutual funds	1,867,269	1,859,429
*	Wells Fargo Dow Jones Target 2010 Fund	Mutual funds	1,291,740	1,292,802
*	Wells Fargo Dow Jones Target 2020 Fund	Mutual funds	4,249,301	4,314,055
*	Wells Fargo Dow Jones Target 2030 Fund	Mutual funds	4,675,050	4,796,786
*	Wells Fargo Dow Jones Target 2040 Fund	Mutual funds	5,467,009	5,730,598
*	Wells Fargo Dow Jones Target 2050 Fund	Mutual funds	2,294,738	2,421,346
*	Wells Fargo Dow Jones Target 2060 Fund	Mutual funds	6,316	6,461
*	Wells Fargo Dow Jones Target Today Fund	Mutual funds	75,259	75,036
*	Wells Fargo Index Fund-Admin	Mutual funds	2,014,605	2,044,690
*	Wells Fargo Core Bond Adm	Mutual funds	1,861,617	1,864,263
	Self-directed accounts - mutual funds	Mutual funds	2,614,903	2,770,743
	Self-directed accounts - various common stock	Common stock	2,402,417	2,570,386
	Investments	Interest receivable on investments noted above	-	16,547
	Participant loans	5.25-10.25% loans receivable, principal and interest payments due bi-weekly, secured by participant's vested interest in plan	-	1,255,024
			$ 40,898,711	$ 43,318,413

* This is a party-in-interest transaction with the Plan trustee, which is exempt from the prohibited transactions rules of ERISA

See accompanying notes and independent auditor's report

THE MORNING STAR COMPANY
401(k) PROFIT SHARING PLAN

FINANCIAL STATEMENTS

DECEMBER 31, 2016 AND 2015

DeMera DeMera Cameron LLP

Certified Public Accountants



Howard J. DeMera
Mark D. Cameron

Michael R. Davin
Shelley M. Nakaguchi
Andrew G. Cameron
Evin Edwards II
Kip J. Martin

Tim Downum
Titus M. Verzosa
Lisa R. Garabedian
Bernadette C. Sowards
Tammy Bibb
Olena Schiffler
Diana Wong

INDEPENDENT AUDITOR'S REPORT

To the Trustees and Administrative Committee
of The Morning Star Company 401(k) Profit Sharing Plan

Report on the Financial Statements

We were engaged to audit the accompanying financial statements of The Morning Star Company 401(k) Profit Sharing Plan, which comprise the statements of net assets available for benefits as of December 31, 2016 and 2015, and the related statements of changes in net assets available for benefits for the years then ended, and the related notes to the financial statements.

Management's Responsibility for the Financial Statements

Management is responsible for the preparation and fair presentation of these financial statements in accordance with accounting principles generally accepted in the United States of America; this includes the design, implementation, and maintenance of internal control relevant to the preparation and fair presentation of financial statements that are free from material misstatement, whether due to fraud or error.

Auditor's Responsibility

Our responsibility is to express an opinion on these financial statements based on conducting the audits in accordance with auditing standards generally accepted in the United States of America. Because of the matter described in the Basis for Disclaimer of Opinion paragraph, however, we were not able to obtain sufficient appropriate audit evidence to provide a basis for an audit opinion.

Basis for Disclaimer of Opinion

As permitted by 29 CFR 2520.103-8 of the Department of Labor's Rules and Regulations for Reporting and Disclosure under the Employee Retirement Income Security Act of 1974, the plan administrator instructed us not to perform, and we did not perform, any auditing procedures with respect to the information summarized in Note 3, which was certified by Wells Fargo Bank, N.A., the trustee of the Plan, except for comparing the information with the related information included in the financial statements. We have been informed by the plan administrator that the trustee holds the Plan's investment assets and executes investment transactions. The plan administrator has obtained a certification from the trustee as of and for the years ended December 31, 2016 and 2015, that the information provided to the plan administrator by the trustee is complete and accurate.

Suite 101
5080 North Fruit Avenue
Fresno, California 93711
Telephone 559/226-9200
Facsimile 559/226-9209
E-mail: mail@ddccpa.com
Website: www.ddccpa.com

Disclaimer of Opinion

Because of the significance of the matter described in the Basis for Disclaimer of Opinion paragraph, we have not been able to obtain sufficient, appropriate audit evidence to provide a basis for an audit opinion. Accordingly, we do not express an opinion on these financial statements.

Other Matter

The supplemental Schedule of Assets (Held at End of Year) as of December 31, 2016, is required by the Department of Labor's Rules and Regulations for Reporting and Disclosure under the Employee Retirement Income Security Act of 1974 and is presented for the purpose of additional analysis and is not a required part of the financial statements. Because of the significance of the matter described in the Basis for Disclaimer of Opinion paragraph, we do not express an opinion on the supplemental schedule referred to above.

Report on Form and Content in Compliance With DOL Rules and Regulations

The form and content of the information included in the financial statements and supplemental schedule, other than that derived from the information certified by the trustee, have been audited by us in accordance with auditing standards generally accepted in the United States of America and, in our opinion, are presented in compliance with the Department of Labor's Rules and Regulations for Reporting and Disclosure under the Employee Retirement Income Security Act of 1974.

DeMera DeMera Cameron, LLP

Fresno, California
September 22, 2017

THE MORNING STAR COMPANY
401(k) PROFIT SHARING PLAN

Statements of Net Assets Available for Benefits

December 31, 2016 and 2015

	2016	2015
Assets		
Investments at fair value (Note 3):		
Common stock	$ 2,560,754	$ 2,275,241
Mutual funds	30,299,397	29,137,890
Pooled, common and collective funds	392,580	97,693
Preferred corporate debt instruments	9,632	-
	33,262,363	31,510,824
Investments at contract value (Note 4)	3,813,337	3,439,135
Receivables:		
Employers' contributions	944,714	955,384
Participants' contributions	92,380	-
Participants' loans receivable	1,255,024	1,225,929
Interest and dividends receivable	16,547	14,323
	2,308,665	2,195,636
Cash	4,971,142	4,410,648
Total assets	44,355,507	41,556,243
Liabilities		
Accounts payable	-	-
Total liabilities	-	-
Net assets available for benefits	$ 44,355,507	$ 41,556,243

See accompanying notes and independent auditor's report

THE MORNING STAR COMPANY
401(k) PROFIT SHARING PLAN

Statements of Changes in Net Assets Available for Benefits

For the Years Ended December 31, 2016 and 2015

	2016	2015
Additions to net assets attributed to:		
Investment activity:		
Net appreciation (depreciation) in fair value of investments	$ 2,004,843	$ (628,322)
Interest and dividends	503,931	401,617
	2,508,774	(226,705)
Less: investment expenses	103,905	109,701
	2,404,869	(336,406)
Interest income on notes receivable from participants	64,638	68,479
Contributions:		
Rollovers	9,410	6,248
Employer	944,714	972,510
Participants	2,025,435	2,128,649
Total additions	5,449,066	2,839,480
Deductions from net assets attributed to:		
Benefits paid to participants	2,638,553	1,790,218
Deemed distributions	(4,527)	7,252
Recordkeeping fees	15,776	10,976
Total deductions	2,649,802	1,808,446
Net increase	2,799,264	1,031,034
Net assets available for benefits at beginning of year	41,556,243	40,525,209
Net assets available for benefits at end of year	$ 44,355,507	$ 41,556,243

See accompanying notes and independent auditor's report

THE MORNING STAR COMPANY
401(k) PROFIT SHARING PLAN

Notes to Financial Statements

December 31, 2016 and 2015

NOTE 1 - Description of Plan:

The following brief description of The Morning Star Company 401(k) Profit Sharing Plan is provided for general information purposes only. Participants should refer to the Plan Document for more complete information.

General

The Morning Star Company 401(k) Profit Sharing Plan covers substantially all employees of The Morning Star Company and VSP Products, Inc. (Companies) who have completed one year of service and attained the age of 21. It is subject to the provisions of Sections 401(a), 403(a) and 501(a) of the Internal Revenue Code, the Employee Retirement Income Security Act of 1974, the Tax Equity and Fiscal Responsibility Act of 1982, the 1986 Tax Reform Act and the Omnibus Reconciliation Acts of 1987 and 1988 and the Pension Protection Act of 2006.

Participant accounts

Participant accounts are credited with a discretionary employer contribution, a Safe Harbor matching contribution not exceeding 4% of compensation, as well as plan earnings. Participants may contribute to their own accounts through elective deferrals.

Payment of benefits and vesting

Participants are 100% vested at all times in their salary deferrals, Safe Harbor matching contributions and rollover contributions. Participants' interest in the discretionary contributions the employer makes to the Plan becomes 100% vested upon normal retirement age. Prior to normal retirement age, participants' interest in the discretionary contributions the employer makes become vested based on the following schedule.

Years of Credited Service	Percent Vested and Non-Forfeitable
0	0%
1	0%
2	20%
3	40%
4	60%
5	80%
6	100%

Upon termination of employment, the non-vested portion of a participant's employer account will be forfeited and may be used to reduce the employer contributions or reallocated to continuing participants not to exceed their limitation as if they were additional employer nonelective contributions. Forfeitures totaled $30,661 and $14,593 for the years ended December 31, 2016 and 2015, respectively.

Upon death or disablement while employed by the Employer, the entire interest shall become 100% vested.

(continued)

Upon retirement or permanent disability, the participant shall receive their vested portion in the form of a lump sum, part lump sum and part installments, installment payments, or a joint and survivor annuity. Upon death, the balance of the participant's account will be paid to their beneficiary.

Participant loans

Participants may borrow from their accounts up to a maximum of $50,000 or 50% of their account balance, whichever is less. The loans are secured by the balance in the participant's account and bear interest from 5.25% - 10.25%. Principal and interest are paid through monthly payroll deductions.

Investment options

Upon enrollment in the Plan, participants may direct their contributions to various funds offered through Wells Fargo.

Participants may change their investment options at any time.

Amendment and termination of plan

The Employer shall have the right to amend the Plan by resolution of the Board of Trustees, provided that no amendment shall attempt to cause any of the assets of the Plan to be used for or diverted to purposes other than for the exclusive benefit of participants or their beneficiaries.

In the event the Employer elects to terminate the Plan or discontinue operation of its business, the entire interest of the participants shall vest 100% immediately and be non-forfeitable.

Employer contributions

Each year the Employer may contribute to the Plan a discretionary employer contribution. The amount of this contribution may not obligate the Employer to contribute, for any year, any sums which are estimated to be in excess of the amount which the Employer would be permitted to deduct on their Federal income tax return for such year.

In addition, the Employer will contribute a Safe Harbor employer matching contribution equal to 100% of each eligible participant's deferral contributions not exceeding 4% of compensation.

NOTE 2 - Summary of significant accounting policies:

Basis of presentation

The accompanying financial statements have been prepared on the accrual basis of accounting and present the net assets available for plan benefits and changes in those net assets at current values. The difference between the current value and the cost of the investments is reflected in the statement of changes in net assets available for plan benefits as appreciation (depreciation) in fair value of investments.

The preparation of financial statements in conformity with generally accepted accounting principles requires the Plan trustees to make estimates and assumptions that affect the reported amounts of assets and liabilities and disclosure of contingent assets and liabilities at the date of the financial statements and the reported amounts of additions and deductions during the reporting period. Actual results could differ from those estimates.

(continued)

Federal income taxes

The Plan has not received a determination letter from the IRS. However, the Plan relies on the latest determination letter for the Wells Fargo Bank, N.A. Defined Contribution Master Plan document dated March 31, 2014, in which the IRS stated that the Wells Fargo Bank, N.A. Defined Contribution Master Plan, as then designed, was in compliance with the applicable requirements of the Internal Revenue Code, as amended (the Code). The Company believes that the Plan is currently designed and being operated in compliance with the applicable requirements of the Code. Therefore, the Plan administrator believes that the Plan was qualified and the related trust was tax-exempt as of December 31, 2016 and 2015. The Morning Star Company 401(k) Profit Sharing Plan files an annual informational return/report (Form 5500) with the Internal Revenue Service under the tax-exempt status allowed under the provisions of the Internal Revenue Code Section 501(a).

Accounting principles generally accepted in the United States of America require the plan administrator to evaluate tax positions taken by the Plan and recognize a tax liability for any uncertain position that more likely than not would not be sustained upon examination by the IRS. The Plan is subject to routine audits by tax authorities; however, there are currently no audits for any tax periods in progress.

Concentration of credit risk

The Financial Accounting Standards Board requires disclosure in the financial statements relating to concentrations of credit risk and financial instruments with off-balance-sheet risk. Financial instruments that potentially subject the Plan to concentrations of credit risk consist principally of investments which are uninsured and subject to market fluctuations.

Related party transactions

Certain Plan investments are shares of mutual funds managed by Wells Fargo Bank, N.A. Wells Fargo Bank, N.A. is the trustee as defined by the Plan and, therefore, these transactions qualify as party-in-interest transactions. Fees paid by the Plan for the investment management services amounted to $119,681 and $120,677 for the years ended December 31, 2016 and 2015, respectively.

All of these party-in-interest transactions are exempt from the prohibited transaction rules of ERISA.

Fair value of financial instruments

Unless otherwise indicated, the fair value of all reported assets and liabilities that represent financial instruments (none of which are held for trading purposes) approximates the carrying value of such amounts.

Notes receivable from participants

Notes receivable from participants are measured at their unpaid principal balance plus any accrued but unpaid interest. Interest income is recorded on the accrual basis. Related fees are charged directly to the borrowing participant's account and are included in administrative expenses when incurred. As of December 31, 2016 and 2015, no allowance for credit losses has been recorded. If a participant does not make loan repayments and the plan administrator considers the participant loan to be in default, the loan balance is reduced, and the delinquent participant note receivable is recorded as a benefit payment based on the terms of the Plan document.

Investment valuation and income recognition

Investments are reported at fair value, except for fully benefit-responsive investment contracts. Which are reported at contract value. Fair value is the price that would be received to sell an asset or paid to transfer a liability in an orderly transaction between market participants at the measurement date. The trustees determine the Plan's valuation policies. Purchases and sales of securities are recorded on a trade-date basis. Interest income is recorded on the accrual basis. Dividends are recorded on the ex-dividend date. Net appreciation (depreciation) includes the plan's gains and losses on investments bought and sold as well as held during the year.

(continued)

Administrative expenses

While some administrative expenses are paid through the plan, the majority of administrative expenses relating to the Plan were paid by the Companies.

Information certified by the Plan's Trustee

The Plan administrator has elected the method of annual reporting compliance permitted by 29 CFR 2520.103-8 of the Department of Labor's Rules and Regulations for Reporting and Disclosure under ERISA. Accordingly, the Plan's Trustee has certified that the following data included in the accompanying financial statements is complete and accurate: (a) investments as shown in the statements of net assets available for benefits as of December 31, 2016 and 2015, and (b) investment income (loss) as shown in the statement of changes in net assets available for benefits for the years ended December 31, 2016 and 2015. The Plan's independent public accountants did not perform auditing procedures with respect to this information, except for comparing such information to the related information included in the financial statements.

Reclassifications

Certain reclassifications have been made to the prior year financial statements to confirm to the current year presentation.

Subsequent events

Management has evaluated subsequent events through September 22, 2017, the date on which the financial statements were available to be issued.

NOTE 3 - Investments:

The following Plan investments are reported at fair value in the accompanying statement of net assets available for benefits. The methods used to measure fair value may produce an amount that may not be indicative of net realizable value or reflective of future fair values. Furthermore, although the Plan believes its valuation methods are appropriate and consistent with other market participants, the use of different methodologies or assumptions to measure the fair value of certain financial instruments could result in a different fair value at the reporting date.

The fair value measurement accounting literature establishes a fair value hierarchy that prioritizes the inputs to valuation techniques used to measure fair value. This hierarchy consists of three broad levels: Level 1 inputs consist of unadjusted quoted prices in active markets for identical assets and have the highest priority, Level 2 inputs consist of observable inputs other than quoted prices for identical assets, and Level 3 inputs are unobservable and have the lowest priority. The Plan uses the appropriate valuation techniques based on the available inputs to measure the fair value of its investments.

Level 1 Fair Value Measurements

The fair value of certain investments is based on quoted prices in active markets at year-end.

Level 2 Fair Value Measurements

Some investments are not actively traded but other significant observable inputs that other market participants would use in valuing a portfolio instrument were used.

(continued)

The following information included in the accompanying financial statements was obtained from data that has been prepared and certified to as complete and accurate by the trustee. The following table sets forth by level, within the fair value hierarchy, the Plan's assets at fair value as of December 31, 2016 and 2015, all of which are participant-directed:

2016	Assets at Fair Value as of December 31, 2016		
	Level 1	Level 2	Total
Acadian Emerging Markets EQ FD I TR	$ -	$ 17,463	$ 17,463
American Europacific Growth Fund	-	530,981	530,981
Baron Small Cap Fund	874,927	-	874,927
American Beacon Small Cap Fund	964,153	-	964,153
Harbor International/Inst - AT	-	13,446	13,446
MFS Value Fund Class R3	677,680	-	677,680
PIMCO High Yield I - AT	-	25,739	25,739
PIMCO Real Return/Institutional AT	-	10,989	10,989
Wells Fargo Dodge & Cox Intermed Bond CIT TR	-	30,602	30,602
Wells Fargo Stable Return Fund Transfer	-	37,736	37,736
T Rowe Price Growth Stock Fund - Advisor Class	1,859,429	-	1,859,429
Wells Fargo Dow Jones Target 2010 Fund	-	1,292,802	1,292,802
* Wells Fargo Dow Jones Target 2020 Fund	-	4,314,055	4,314,055
* Wells Fargo Dow Jones Target 2030 Fund	-	4,796,786	4,796,786
* Wells Fargo Dow Jones Target 2040 Fund	-	5,730,598	5,730,598
* Wells Fargo Dow Jones Target 2050 Fund	-	2,421,346	2,421,346
Wells Fargo Dow Jones Target 2060 Fund	-	6,461	6,461
Wells Fargo Advantage Dow Jones Target Today Fund	-	75,036	75,036
Wells Fargo Index Fund-Admin	2,044,690	-	2,044,690
Wells Fargo Core Bond Adm	-	1,864,263	1,864,263
Wells Fargo Core Bond CIT AT	-	30,122	30,122
Wells Fargo International Bond CIT AT	-	8,953	8,953
Wells Fargo/MFS Value CIT AT	43,215	-	43,215
Wells Fargo/Multi-Manager Sm Cap CIT AT	11,425	-	11,425
Wells Fargo/T. Rowe Price I LCGM CIT AT	11,021	-	11,021
Wells Fargo Causeway Intl Value CIT TR	12,603	-	12,603
WF/BlackRock S&P MidCap Index CIT TR	-	24,770	24,770
WF/BlackRock S&P 500 Index CIT TR	-	62,693	62,693
WF/BlackRock Russell 2000 Index CIT TR	-	10,583	10,583
WF/BlackRock Intl Equity Index CIT TR	-	31,913	31,913
WF/BlackRock US Aggreg Bond Index CIT TR	-	76,944	76,944
Northern Global Real Estate Index	-	7,810	7,810
* Self-directed accounts - various common stock	2,570,386	-	2,570,386
* Self-directed accounts - mutual funds	-	2,770,743	2,770,743
	$ 9,069,529	$ 24,192,834	$ 33,262,363

(continued)

2015	Assets at Fair Value as of December 31, 2015		
	Level 1	Level 2	Total
Acadian Emerging Markets EQ FD I TR	$ -	$ 3,399	$ 3,399
American Europacific Growth Fund	-	650,424	650,424
Baron Small Cap Fund	822,765	-	822,765
American Beacon Small Cap Fund	831,491	-	831,491
Harbor International/Inst - AT	-	10,435	10,435
MFS Value Fund Class R3	812,632	-	812,632
PIMCO High Yield I - AT	-	5,329	5,329
PIMCO Real Return/Institutional AT	-	5,356	5,356
Wells Fargo Dodge & Cox Intermed Bond CIT TR	-	9,994	9,994
Wells Fargo Stable Return Fund Transfer	-	1,555	1,555
T Rowe Price Growth Stock Fund - Advisor Class	1,965,739	-	1,965,739
Wells Fargo Dow Jones Target 2010 Fund	-	1,269,522	1,269,522
* Wells Fargo Dow Jones Target 2020 Fund	-	4,425,767	4,425,767
* Wells Fargo Dow Jones Target 2030 Fund	-	5,101,954	5,101,954
* Wells Fargo Dow Jones Target 2040 Fund	-	5,094,150	5,094,150
Wells Fargo Dow Jones Target 2050 Fund	-	2,022,820	2,022,820
Wells Fargo Advantage Dow Jones Target Today Fund	-	56,707	56,707
Wells Fargo Index Fund-Admin	1,801,984	-	1,801,984
Wells Fargo Core Bond Adm	-	1,657,554	1,657,554
Wells Fargo Core Bond CIT AT	-	16,544	16,544
Wells Fargo International Bond CIT AT	-	7,044	7,044
Wells Fargo/MFS Value CIT AT	21,214	-	21,214
Wells Fargo/Multi-Manager Sm Cap CIT AT	8,291	-	8,291
Wells Fargo/T. Rowe Price I LCGM CIT AT	12,502	-	12,502
Wells Fargo Causeway Intl Value CIT TR	8,311	-	8,311
Northern Global Real Estate Index	-	4,819	4,819
WF/T.R Price Inst. Eq. Inc. Mgd. CIT TR	-	12,238	12,238
* Self-directed accounts - various common stock	2,275,241	-	2,275,241
* Self-directed accounts - mutual funds	-	2,595,043	2,595,043
	$ 8,560,170	$ 22,950,654	$ 31,510,824

* Investments that represent 5% or more of net assets.

Gains and losses (realized and unrealized) included in changes in net assets available for benefits for the years ended December 31, 2016 and 2015, are reported in net appreciation (depreciation) in fair value of investments.

The Plan's policy is to recognize transfers between Level 1 and Level 2 and into and out of Level 3 at the end of the reporting period. For the years ended December 31, 2016 and 2015, there were no significant transfers between Level 1 and Level 2 or into or out of Level 3.

NOTE 4 – Guaranteed investment contract with insurance company:

The Plan has entered into a fully benefit-responsive guaranteed investment contract with Wells Fargo Bank, N.A. Wells Fargo Bank, N.A. maintains the contributions in a general account. The account is credited with earnings on the underlying investments and charged for participant withdrawals and administrative expenses. The guaranteed investment contract issuer is contractually obligated to repay the principal and a specified amount of interest.

Because the guaranteed investment contract is fully benefit-responsive, contract value is the relevant measurement attribute for that portion of the net assets available for benefits attributable to the guaranteed investment contract. The guaranteed investment contract is included on the statement of net assets available for benefits at contract value.

(continued)

Contract value as reported by the Plan by Wells Fargo Bank, N.A., represents contributions made under the contract, plus earnings, less withdrawals and administrative expenses. Participants may ordinarily direct the withdrawal or transfer of all or a portion of their investment at contract value.

There are no reserves against contract value for credit risk of the contract issuer or otherwise. The contract value of the investment contract at December 31, 2016 and 2015, was $3,813,337 and $3,439,135, respectively. The average yield and crediting interest rates were 1.94% and 1.79% for 2016 and 2015, respectively. The crediting interest rate is based on a formula taking into consideration a number of factors.

Certain events limit the Plan's ability to transact at contract value with the issuer. Such events include the following: (i) amendments to the plan documents (including complete or partial termination or merger with another plan), (ii) changes to the Plan's prohibition on competing investment options or deletion of equity wash provisions, (iii) bankruptcy of the plan sponsor or other plan sponsor events (for example, divestitures or spin-offs of a subsidiary) that cause a significant withdrawal from the plan, or (iv) the failure of the trust to qualify for exemption from federal income taxes or any required prohibited transaction exemption under ERISA. The Plan Administrator does not believe that the occurrence of any such value event, which would limit the Plan's ability to transact at contract value with participants, is probable.

NOTE 5 - Allocation of assets:

Net assets available in the amount of $3,751,719 and $3,841,878 have been allocated to the accounts of employees who have withdrawn from the plan at December 31, 2016 and 2015, respectively.

THE MORNING STAR COMPANY
401 (k) PROFIT SHARING PLAN
EIN # 94-2421552
Plan Number: 003
Form 5500

Schedule 1
Form 5500
Part IV, Line 4i

Schedule H, Line 4i - Schedule of Assets (Held at End of Year)

December 31, 2016

(a)	(b) Identity of issue, borrower, lessor, or similar party	(c) collateral, par, or maturity value	(d) Cost	(e) Current Value
*	Wells Fargo Cash Investment - MM Fund	Cash/money market	$ 4,971,142	$ 4,971,142
*	Wells Fargo Stable Return Fund N	Pooled, common, and collective funds	3,753,769	3,813,337
*	Wells Fargo Stable Return Fund Transfer	Pooled, common, and collective funds	37,511	37,736
*	Wells Fargo Core Bond CIT AT	Pooled, common, and collective funds	30,546	30,122
*	Wells Fargo International Bond CIT AT	Pooled, common, and collective funds	9,601	8,953
*	Wells Fargo Blackrock Intl Eq Index CIT TR	Pooled, common, and collective funds	30,254	31,913
*	Wells Fargo Blackrock RU 2000 Index CIT TR	Pooled, common, and collective funds	8,893	10,583
*	Wells Fargo Blackrock S&P Midcap Index CIT TR	Pooled, common, and collective funds	21,391	24,770
*	Wells Fargo Blackrock S&P 500 Index CIT TR	Pooled, common, and collective funds	57,207	62,693
*	Wells Fargo Blackrock US AGG Bd Index CIT TR	Pooled, common, and collective funds	78,583	76,944
*	Wells Fargo/Multi-Manager Sm Cap CIT AT	Pooled, common, and collective funds	10,005	11,425
*	Wells Fargo/MFS Value CIT AT	Pooled, common, and collective funds	39,935	43,215
*	Wells Fargo/T. Rowe Price I LCGM CIT AT	Pooled, common, and collective funds	10,614	11,021
*	Wells Fargo Causeway Intl Value CIT TR	Pooled, common, and collective funds	12,290	12,603
*	Wells Fargo Dodge & Cox Intermed Bond CIT TR	Pooled, common, and collective funds	30,389	30,602
	Acadian Emerging Markets EQ FD I TR	Mutual funds	16,474	17,463
	American Europacific Growth Fund	Mutual funds	532,894	530,981
	Baron Small Cap Fund	Mutual funds	955,043	874,927
	American Beacon Small Cap Fund	Mutual funds	794,748	964,153
	Harbor International/Inst - AT	Mutual funds	13,563	13,446
	MFS Value Fund Class R3	Mutual funds	620,604	677,680
	Northern Global Real Estate Index	Mutual funds	7,579	7,810
	PIMCO High Yield I - AT	Mutual funds	24,625	25,739
	PIMCO Real Return/Institutional AT	Mutual funds	10,827	10,989
	T Rowe Price Growth Stock Fund - Advisor Class	Mutual funds	1,867,269	1,859,429
*	Wells Fargo Dow Jones Target 2010 Fund	Mutual funds	1,291,740	1,292,802
*	Wells Fargo Dow Jones Target 2020 Fund	Mutual funds	4,249,301	4,314,055
*	Wells Fargo Dow Jones Target 2030 Fund	Mutual funds	4,675,050	4,796,786
*	Wells Fargo Dow Jones Target 2040 Fund	Mutual funds	5,467,009	5,730,598
*	Wells Fargo Dow Jones Target 2050 Fund	Mutual funds	2,294,738	2,421,346
*	Wells Fargo Dow Jones Target 2060 Fund	Mutual funds	6,316	6,461
*	Wells Fargo Dow Jones Target Today Fund	Mutual funds	75,259	75,036
*	Wells Fargo Index Fund-Admin	Mutual funds	2,014,605	2,044,690
*	Wells Fargo Core Bond Adm	Mutual funds	1,861,617	1,864,263
	Self-directed accounts - mutual funds	Mutual funds	2,614,903	2,770,743
	Self-directed accounts - various common stock	Common stock	2,402,417	2,570,386
	Investments	Interest receivable on investments noted above	-	16,547
	Participant loans	5.25-10.25% loans receivable, principal and interest payments due bi-weekly, secured by participant's vested interest in plan	-	1,255,024
			$ 40,898,711	$ 43,318,413

* This is a party-in-interest transaction with the Plan trustee, which is exempt from the prohibited transactions rules of ERISA

See accompanying notes and independent auditor's report

THE MORNING STAR COMPANY
401(k) PROFIT SHARING PLAN

FINANCIAL STATEMENTS

DECEMBER 31, 2016 AND 2015

DeMera DeMera Cameron LLP

Certified Public Accountants



Howard J. DeMera
Mark D. Cameron

Michael R. Davin
Shelley M. Nakaguchi
Andrew G. Cameron
Evin Edwards II
Kip J. Martin

Tim Downum
Titus M. Verzosa
Lisa R. Garabedian
Bernadette C. Sowards
Tammy Bibb
Olena Schiffler
Diana Wong

INDEPENDENT AUDITOR'S REPORT

To the Trustees and Administrative Committee
of The Morning Star Company 401(k) Profit Sharing Plan

Report on the Financial Statements

We were engaged to audit the accompanying financial statements of The Morning Star Company 401(k) Profit Sharing Plan, which comprise the statements of net assets available for benefits as of December 31, 2016 and 2015, and the related statements of changes in net assets available for benefits for the years then ended, and the related notes to the financial statements.

Management's Responsibility for the Financial Statements

Management is responsible for the preparation and fair presentation of these financial statements in accordance with accounting principles generally accepted in the United States of America; this includes the design, implementation, and maintenance of internal control relevant to the preparation and fair presentation of financial statements that are free from material misstatement, whether due to fraud or error.

Auditor's Responsibility

Our responsibility is to express an opinion on these financial statements based on conducting the audits in accordance with auditing standards generally accepted in the United States of America. Because of the matter described in the Basis for Disclaimer of Opinion paragraph, however, we were not able to obtain sufficient appropriate audit evidence to provide a basis for an audit opinion.

Basis for Disclaimer of Opinion

As permitted by 29 CFR 2520.103-8 of the Department of Labor's Rules and Regulations for Reporting and Disclosure under the Employee Retirement Income Security Act of 1974, the plan administrator instructed us not to perform, and we did not perform, any auditing procedures with respect to the information summarized in Note 3, which was certified by Wells Fargo Bank, N.A., the trustee of the Plan, except for comparing the information with the related information included in the financial statements. We have been informed by the plan administrator that the trustee holds the Plan's investment assets and executes investment transactions. The plan administrator has obtained a certification from the trustee as of and for the years ended December 31, 2016 and 2015, that the information provided to the plan administrator by the trustee is complete and accurate.

Suite 101
5080 North Fruit Avenue
Fresno, California 93711
Telephone 559/226-9200
Facsimile 559/226-9209
E-mail: mail@ddccpa.com
Website: www.ddccpa.com

Disclaimer of Opinion

Because of the significance of the matter described in the Basis for Disclaimer of Opinion paragraph, we have not been able to obtain sufficient, appropriate audit evidence to provide a basis for an audit opinion. Accordingly, we do not express an opinion on these financial statements.

Other Matter

The supplemental Schedule of Assets (Held at End of Year) as of December 31, 2016, is required by the Department of Labor's Rules and Regulations for Reporting and Disclosure under the Employee Retirement Income Security Act of 1974 and is presented for the purpose of additional analysis and is not a required part of the financial statements. Because of the significance of the matter described in the Basis for Disclaimer of Opinion paragraph, we do not express an opinion on the supplemental schedule referred to above.

Report on Form and Content in Compliance With DOL Rules and Regulations

The form and content of the information included in the financial statements and supplemental schedule, other than that derived from the information certified by the trustee, have been audited by us in accordance with auditing standards generally accepted in the United States of America and, in our opinion, are presented in compliance with the Department of Labor's Rules and Regulations for Reporting and Disclosure under the Employee Retirement Income Security Act of 1974.

DeMera DeMera Cameron, LLP

Fresno, California
September 22, 2017

THE MORNING STAR COMPANY
401(k) PROFIT SHARING PLAN

Statements of Net Assets Available for Benefits

December 31, 2016 and 2015

	2016	2015
Assets		
Investments at fair value (Note 3):		
Common stock	$ 2,560,754	$ 2,275,241
Mutual funds	30,299,397	29,137,890
Pooled, common and collective funds	392,580	97,693
Preferred corporate debt instruments	9,632	-
	33,262,363	31,510,824
Investments at contract value (Note 4)	3,813,337	3,439,135
Receivables:		
Employers' contributions	944,714	955,384
Participants' contributions	92,380	-
Participants' loans receivable	1,255,024	1,225,929
Interest and dividends receivable	16,547	14,323
	2,308,665	2,195,636
Cash	4,971,142	4,410,648
Total assets	44,355,507	41,556,243
Liabilities		
Accounts payable	-	-
Total liabilities	-	-
Net assets available for benefits	$ 44,355,507	$ 41,556,243

See accompanying notes and independent auditor's report

THE MORNING STAR COMPANY
401(k) PROFIT SHARING PLAN

Statements of Changes in Net Assets Available for Benefits

For the Years Ended December 31, 2016 and 2015

	2016	2015
Additions to net assets attributed to:		
Investment activity:		
Net appreciation (depreciation) in fair value of investments	$ 2,004,843	$ (628,322)
Interest and dividends	503,931	401,617
	2,508,774	(226,705)
Less: investment expenses	103,905	109,701
	2,404,869	(336,406)
Interest income on notes receivable from participants	64,638	68,479
Contributions:		
Rollovers	9,410	6,248
Employer	944,714	972,510
Participants	2,025,435	2,128,649
Total additions	5,449,066	2,839,480
Deductions from net assets attributed to:		
Benefits paid to participants	2,638,553	1,790,218
Deemed distributions	(4,527)	7,252
Recordkeeping fees	15,776	10,976
Total deductions	2,649,802	1,808,446
Net increase	2,799,264	1,031,034
Net assets available for benefits at beginning of year	41,556,243	40,525,209
Net assets available for benefits at end of year	$ 44,355,507	$ 41,556,243

See accompanying notes and independent auditor's report

THE MORNING STAR COMPANY
401(k) PROFIT SHARING PLAN

Notes to Financial Statements

December 31, 2016 and 2015

NOTE 1 - Description of Plan:

The following brief description of The Morning Star Company 401(k) Profit Sharing Plan is provided for general information purposes only. Participants should refer to the Plan Document for more complete information.

General

The Morning Star Company 401(k) Profit Sharing Plan covers substantially all employees of The Morning Star Company and VSP Products, Inc. (Companies) who have completed one year of service and attained the age of 21. It is subject to the provisions of Sections 401(a), 403(a) and 501(a) of the Internal Revenue Code, the Employee Retirement Income Security Act of 1974, the Tax Equity and Fiscal Responsibility Act of 1982, the 1986 Tax Reform Act and the Omnibus Reconciliation Acts of 1987 and 1988 and the Pension Protection Act of 2006.

Participant accounts

Participant accounts are credited with a discretionary employer contribution, a Safe Harbor matching contribution not exceeding 4% of compensation, as well as plan earnings. Participants may contribute to their own accounts through elective deferrals.

Payment of benefits and vesting

Participants are 100% vested at all times in their salary deferrals, Safe Harbor matching contributions and rollover contributions. Participants' interest in the discretionary contributions the employer makes to the Plan becomes 100% vested upon normal retirement age. Prior to normal retirement age, participants' interest in the discretionary contributions the employer makes become vested based on the following schedule.

Years of Credited Service	Percent Vested and Non-Forfeitable
0	0%
1	0%
2	20%
3	40%
4	60%
5	80%
6	100%

Upon termination of employment, the non-vested portion of a participant's employer account will be forfeited and may be used to reduce the employer contributions or reallocated to continuing participants not to exceed their limitation as if they were additional employer nonelective contributions. Forfeitures totaled $30,661 and $14,593 for the years ended December 31, 2016 and 2015, respectively.

Upon death or disablement while employed by the Employer, the entire interest shall become 100% vested.

(continued)

Upon retirement or permanent disability, the participant shall receive their vested portion in the form of a lump sum, part lump sum and part installments, installment payments, or a joint and survivor annuity. Upon death, the balance of the participant's account will be paid to their beneficiary.

Participant loans

Participants may borrow from their accounts up to a maximum of $50,000 or 50% of their account balance, whichever is less. The loans are secured by the balance in the participant's account and bear interest from 5.25% - 10.25%. Principal and interest are paid through monthly payroll deductions.

Investment options

Upon enrollment in the Plan, participants may direct their contributions to various funds offered through Wells Fargo.

Participants may change their investment options at any time.

Amendment and termination of plan

The Employer shall have the right to amend the Plan by resolution of the Board of Trustees, provided that no amendment shall attempt to cause any of the assets of the Plan to be used for or diverted to purposes other than for the exclusive benefit of participants or their beneficiaries.

In the event the Employer elects to terminate the Plan or discontinue operation of its business, the entire interest of the participants shall vest 100% immediately and be non-forfeitable.

Employer contributions

Each year the Employer may contribute to the Plan a discretionary employer contribution. The amount of this contribution may not obligate the Employer to contribute, for any year, any sums which are estimated to be in excess of the amount which the Employer would be permitted to deduct on their Federal income tax return for such year.

In addition, the Employer will contribute a Safe Harbor employer matching contribution equal to 100% of each eligible participant's deferral contributions not exceeding 4% of compensation.

NOTE 2 - Summary of significant accounting policies:

Basis of presentation

The accompanying financial statements have been prepared on the accrual basis of accounting and present the net assets available for plan benefits and changes in those net assets at current values. The difference between the current value and the cost of the investments is reflected in the statement of changes in net assets available for plan benefits as appreciation (depreciation) in fair value of investments.

The preparation of financial statements in conformity with generally accepted accounting principles requires the Plan trustees to make estimates and assumptions that affect the reported amounts of assets and liabilities and disclosure of contingent assets and liabilities at the date of the financial statements and the reported amounts of additions and deductions during the reporting period. Actual results could differ from those estimates.

(continued)

Federal income taxes

The Plan has not received a determination letter from the IRS. However, the Plan relies on the latest determination letter for the Wells Fargo Bank, N.A. Defined Contribution Master Plan document dated March 31, 2014, in which the IRS stated that the Wells Fargo Bank, N.A. Defined Contribution Master Plan, as then designed, was in compliance with the applicable requirements of the Internal Revenue Code, as amended (the Code). The Company believes that the Plan is currently designed and being operated in compliance with the applicable requirements of the Code. Therefore, the Plan administrator believes that the Plan was qualified and the related trust was tax-exempt as of December 31, 2016 and 2015. The Morning Star Company 401(k) Profit Sharing Plan files an annual informational return/report (Form 5500) with the Internal Revenue Service under the tax-exempt status allowed under the provisions of the Internal Revenue Code Section 501(a).

Accounting principles generally accepted in the United States of America require the plan administrator to evaluate tax positions taken by the Plan and recognize a tax liability for any uncertain position that more likely than not would not be sustained upon examination by the IRS. The Plan is subject to routine audits by tax authorities; however, there are currently no audits for any tax periods in progress.

Concentration of credit risk

The Financial Accounting Standards Board requires disclosure in the financial statements relating to concentrations of credit risk and financial instruments with off-balance-sheet risk. Financial instruments that potentially subject the Plan to concentrations of credit risk consist principally of investments which are uninsured and subject to market fluctuations.

Related party transactions

Certain Plan investments are shares of mutual funds managed by Wells Fargo Bank, N.A. Wells Fargo Bank, N.A. is the trustee as defined by the Plan and, therefore, these transactions qualify as party-in-interest transactions. Fees paid by the Plan for the investment management services amounted to $119,681 and $120,677 for the years ended December 31, 2016 and 2015, respectively.

All of these party-in-interest transactions are exempt from the prohibited transaction rules of ERISA.

Fair value of financial instruments

Unless otherwise indicated, the fair value of all reported assets and liabilities that represent financial instruments (none of which are held for trading purposes) approximates the carrying value of such amounts.

Notes receivable from participants

Notes receivable from participants are measured at their unpaid principal balance plus any accrued but unpaid interest. Interest income is recorded on the accrual basis. Related fees are charged directly to the borrowing participant's account and are included in administrative expenses when incurred. As of December 31, 2016 and 2015, no allowance for credit losses has been recorded. If a participant does not make loan repayments and the plan administrator considers the participant loan to be in default, the loan balance is reduced, and the delinquent participant note receivable is recorded as a benefit payment based on the terms of the Plan document.

Investment valuation and income recognition

Investments are reported at fair value, except for fully benefit-responsive investment contracts. Which are reported at contract value. Fair value is the price that would be received to sell an asset or paid to transfer a liability in an orderly transaction between market participants at the measurement date. The trustees determine the Plan's valuation policies. Purchases and sales of securities are recorded on a trade-date basis. Interest income is recorded on the accrual basis. Dividends are recorded on the ex-dividend date. Net appreciation (depreciation) includes the plan's gains and losses on investments bought and sold as well as held during the year.

(continued)

Administrative expenses

While some administrative expenses are paid through the plan, the majority of administrative expenses relating to the Plan were paid by the Companies.

Information certified by the Plan's Trustee

The Plan administrator has elected the method of annual reporting compliance permitted by 29 CFR 2520.103-8 of the Department of Labor's Rules and Regulations for Reporting and Disclosure under ERISA. Accordingly, the Plan's Trustee has certified that the following data included in the accompanying financial statements is complete and accurate: (a) investments as shown in the statements of net assets available for benefits as of December 31, 2016 and 2015, and (b) investment income (loss) as shown in the statement of changes in net assets available for benefits for the years ended December 31, 2016 and 2015. The Plan's independent public accountants did not perform auditing procedures with respect to this information, except for comparing such information to the related information included in the financial statements.

Reclassifications

Certain reclassifications have been made to the prior year financial statements to confirm to the current year presentation.

Subsequent events

Management has evaluated subsequent events through September 22, 2017, the date on which the financial statements were available to be issued.

NOTE 3 - Investments:

The following Plan investments are reported at fair value in the accompanying statement of net assets available for benefits. The methods used to measure fair value may produce an amount that may not be indicative of net realizable value or reflective of future fair values. Furthermore, although the Plan believes its valuation methods are appropriate and consistent with other market participants, the use of different methodologies or assumptions to measure the fair value of certain financial instruments could result in a different fair value at the reporting date.

The fair value measurement accounting literature establishes a fair value hierarchy that prioritizes the inputs to valuation techniques used to measure fair value. This hierarchy consists of three broad levels: Level 1 inputs consist of unadjusted quoted prices in active markets for identical assets and have the highest priority, Level 2 inputs consist of observable inputs other than quoted prices for identical assets, and Level 3 inputs are unobservable and have the lowest priority. The Plan uses the appropriate valuation techniques based on the available inputs to measure the fair value of its investments.

Level 1 Fair Value Measurements

The fair value of certain investments is based on quoted prices in active markets at year-end.

Level 2 Fair Value Measurements

Some investments are not actively traded but other significant observable inputs that other market participants would use in valuing a portfolio instrument were used.

(continued)

The following information included in the accompanying financial statements was obtained from data that has been prepared and certified to as complete and accurate by the trustee. The following table sets forth by level, within the fair value hierarchy, the Plan's assets at fair value as of December 31, 2016 and 2015, all of which are participant-directed:

2016	Assets at Fair Value as of December 31, 2016		
	Level 1	Level 2	Total
Acadian Emerging Markets EQ FD I TR	$ -	$ 17,463	$ 17,463
American Europacific Growth Fund	-	530,981	530,981
Baron Small Cap Fund	874,927	-	874,927
American Beacon Small Cap Fund	964,153	-	964,153
Harbor International/Inst - AT	-	13,446	13,446
MFS Value Fund Class R3	677,680	-	677,680
PIMCO High Yield I - AT	-	25,739	25,739
PIMCO Real Return/Institutional AT	-	10,989	10,989
Wells Fargo Dodge & Cox Intermed Bond CIT TR	-	30,602	30,602
Wells Fargo Stable Return Fund Transfer	-	37,736	37,736
T Rowe Price Growth Stock Fund - Advisor Class	1,859,429	-	1,859,429
Wells Fargo Dow Jones Target 2010 Fund	-	1,292,802	1,292,802
* Wells Fargo Dow Jones Target 2020 Fund	-	4,314,055	4,314,055
* Wells Fargo Dow Jones Target 2030 Fund	-	4,796,786	4,796,786
* Wells Fargo Dow Jones Target 2040 Fund	-	5,730,598	5,730,598
* Wells Fargo Dow Jones Target 2050 Fund	-	2,421,346	2,421,346
Wells Fargo Dow Jones Target 2060 Fund	-	6,461	6,461
Wells Fargo Advantage Dow Jones Target Today Fund	-	75,036	75,036
Wells Fargo Index Fund-Admin	2,044,690	-	2,044,690
Wells Fargo Core Bond Adm	-	1,864,263	1,864,263
Wells Fargo Core Bond CIT AT	-	30,122	30,122
Wells Fargo International Bond CIT AT	-	8,953	8,953
Wells Fargo/MFS Value CIT AT	43,215	-	43,215
Wells Fargo/Multi-Manager Sm Cap CIT AT	11,425	-	11,425
Wells Fargo/T. Rowe Price I LCGM CIT AT	11,021	-	11,021
Wells Fargo Causeway Intl Value CIT TR	12,603	-	12,603
WF/BlackRock S&P MidCap Index CIT TR	-	24,770	24,770
WF/BlackRock S&P 500 Index CIT TR	-	62,693	62,693
WF/BlackRock Russell 2000 Index CIT TR	-	10,583	10,583
WF/BlackRock Intl Equity Index CIT TR	-	31,913	31,913
WF/BlackRock US Aggreg Bond Index CIT TR	-	76,944	76,944
Northern Global Real Estate Index	-	7,810	7,810
* Self-directed accounts - various common stock	2,570,386	-	2,570,386
* Self-directed accounts - mutual funds	-	2,770,743	2,770,743
	$ 9,069,529	$ 24,192,834	$ 33,262,363

(continued)

2015	Assets at Fair Value as of December 31, 2015		
	Level 1	Level 2	Total
Acadian Emerging Markets EQ FD I TR	$ -	$ 3,399	$ 3,399
American Europacific Growth Fund	-	650,424	650,424
Baron Small Cap Fund	822,765	-	822,765
American Beacon Small Cap Fund	831,491	-	831,491
Harbor International/Inst - AT	-	10,435	10,435
MFS Value Fund Class R3	812,632	-	812,632
PIMCO High Yield I - AT	-	5,329	5,329
PIMCO Real Return/Institutional AT	-	5,356	5,356
Wells Fargo Dodge & Cox Intermed Bond CIT TR	-	9,994	9,994
Wells Fargo Stable Return Fund Transfer	-	1,555	1,555
T Rowe Price Growth Stock Fund - Advisor Class	1,965,739	-	1,965,739
Wells Fargo Dow Jones Target 2010 Fund	-	1,269,522	1,269,522
* Wells Fargo Dow Jones Target 2020 Fund	-	4,425,767	4,425,767
* Wells Fargo Dow Jones Target 2030 Fund	-	5,101,954	5,101,954
* Wells Fargo Dow Jones Target 2040 Fund	-	5,094,150	5,094,150
Wells Fargo Dow Jones Target 2050 Fund	-	2,022,820	2,022,820
Wells Fargo Advantage Dow Jones Target Today Fund	-	56,707	56,707
Wells Fargo Index Fund-Admin	1,801,984	-	1,801,984
Wells Fargo Core Bond Adm	-	1,657,554	1,657,554
Wells Fargo Core Bond CIT AT	-	16,544	16,544
Wells Fargo International Bond CIT AT	-	7,044	7,044
Wells Fargo/MFS Value CIT AT	21,214	-	21,214
Wells Fargo/Multi-Manager Sm Cap CIT AT	8,291	-	8,291
Wells Fargo/T. Rowe Price I LCGM CIT AT	12,502	-	12,502
Wells Fargo Causeway Intl Value CIT TR	8,311	-	8,311
Northern Global Real Estate Index	-	4,819	4,819
WF/T.R Price Inst. Eq. Inc. Mgd. CIT TR	-	12,238	12,238
* Self-directed accounts - various common stock	2,275,241	-	2,275,241
* Self-directed accounts - mutual funds	-	2,595,043	2,595,043
	$ 8,560,170	$ 22,950,654	$ 31,510,824

* Investments that represent 5% or more of net assets.

Gains and losses (realized and unrealized) included in changes in net assets available for benefits for the years ended December 31, 2016 and 2015, are reported in net appreciation (depreciation) in fair value of investments.

The Plan's policy is to recognize transfers between Level 1 and Level 2 and into and out of Level 3 at the end of the reporting period. For the years ended December 31, 2016 and 2015, there were no significant transfers between Level 1 and Level 2 or into or out of Level 3.

NOTE 4 – Guaranteed investment contract with insurance company:

The Plan has entered into a fully benefit-responsive guaranteed investment contract with Wells Fargo Bank, N.A. Wells Fargo Bank, N.A. maintains the contributions in a general account. The account is credited with earnings on the underlying investments and charged for participant withdrawals and administrative expenses. The guaranteed investment contract issuer is contractually obligated to repay the principal and a specified amount of interest.

Because the guaranteed investment contract is fully benefit-responsive, contract value is the relevant measurement attribute for that portion of the net assets available for benefits attributable to the guaranteed investment contract. The guaranteed investment contract is included on the statement of net assets available for benefits at contract value.

(continued)

Contract value as reported by the Plan by Wells Fargo Bank, N.A., represents contributions made under the contract, plus earnings, less withdrawals and administrative expenses. Participants may ordinarily direct the withdrawal or transfer of all or a portion of their investment at contract value.

There are no reserves against contract value for credit risk of the contract issuer or otherwise. The contract value of the investment contract at December 31, 2016 and 2015, was $3,813,337 and $3,439,135, respectively. The average yield and crediting interest rates were 1.94% and 1.79% for 2016 and 2015, respectively. The crediting interest rate is based on a formula taking into consideration a number of factors.

Certain events limit the Plan's ability to transact at contract value with the issuer. Such events include the following: (i) amendments to the plan documents (including complete or partial termination or merger with another plan), (ii) changes to the Plan's prohibition on competing investment options or deletion of equity wash provisions, (iii) bankruptcy of the plan sponsor or other plan sponsor events (for example, divestitures or spin-offs of a subsidiary) that cause a significant withdrawal from the plan, or (iv) the failure of the trust to qualify for exemption from federal income taxes or any required prohibited transaction exemption under ERISA. The Plan Administrator does not believe that the occurrence of any such value event, which would limit the Plan's ability to transact at contract value with participants, is probable.

NOTE 5 - Allocation of assets:

Net assets available in the amount of $3,751,719 and $3,841,878 have been allocated to the accounts of employees who have withdrawn from the plan at December 31, 2016 and 2015, respectively.

THE MORNING STAR COMPANY
401 (k) PROFIT SHARING PLAN
EIN # 94-2421552
Plan Number: 003
Form 5500

Schedule 1
Form 5500
Part IV, Line 4i

Schedule H, Line 4i - Schedule of Assets (Held at End of Year)

December 31, 2016

(a)	(b) Identity of issue, borrower, lessor, or similar party	(c) collateral, par, or maturity value	(d) Cost	(e) Current Value
*	Wells Fargo Cash Investment - MM Fund	Cash/money market	$ 4,971,142	$ 4,971,142
*	Wells Fargo Stable Return Fund N	Pooled, common, and collective funds	3,753,769	3,813,337
*	Wells Fargo Stable Return Fund Transfer	Pooled, common, and collective funds	37,511	37,736
*	Wells Fargo Core Bond CIT AT	Pooled, common, and collective funds	30,546	30,122
*	Wells Fargo International Bond CIT AT	Pooled, common, and collective funds	9,601	8,953
*	Wells Fargo Blackrock Intl Eq Index CIT TR	Pooled, common, and collective funds	30,254	31,913
*	Wells Fargo Blackrock RU 2000 Index CIT TR	Pooled, common, and collective funds	8,893	10,583
*	Wells Fargo Blackrock S&P Midcap Index CIT TR	Pooled, common, and collective funds	21,391	24,770
*	Wells Fargo Blackrock S&P 500 Index CIT TR	Pooled, common, and collective funds	57,207	62,693
*	Wells Fargo Blackrock US AGG Bd Index CIT TR	Pooled, common, and collective funds	78,583	76,944
*	Wells Fargo/Multi-Manager Sm Cap CIT AT	Pooled, common, and collective funds	10,005	11,425
*	Wells Fargo/MFS Value CIT AT	Pooled, common, and collective funds	39,935	43,215
*	Wells Fargo/T. Rowe Price I LCGM CIT AT	Pooled, common, and collective funds	10,614	11,021
*	Wells Fargo Causeway Intl Value CIT TR	Pooled, common, and collective funds	12,290	12,603
*	Wells Fargo Dodge & Cox Intermed Bond CIT TR	Pooled, common, and collective funds	30,389	30,602
	Acadian Emerging Markets EQ FD I TR	Mutual funds	16,474	17,463
	American Europacific Growth Fund	Mutual funds	532,894	530,981
	Baron Small Cap Fund	Mutual funds	955,043	874,927
	American Beacon Small Cap Fund	Mutual funds	794,748	964,153
	Harbor International/Inst - AT	Mutual funds	13,563	13,446
	MFS Value Fund Class R3	Mutual funds	620,604	677,680
	Northern Global Real Estate Index	Mutual funds	7,579	7,810
	PIMCO High Yield I - AT	Mutual funds	24,625	25,739
	PIMCO Real Return/Institutional AT	Mutual funds	10,827	10,989
	T Rowe Price Growth Stock Fund - Advisor Class	Mutual funds	1,867,269	1,859,429
*	Wells Fargo Dow Jones Target 2010 Fund	Mutual funds	1,291,740	1,292,802
*	Wells Fargo Dow Jones Target 2020 Fund	Mutual funds	4,249,301	4,314,055
*	Wells Fargo Dow Jones Target 2030 Fund	Mutual funds	4,675,050	4,796,786
*	Wells Fargo Dow Jones Target 2040 Fund	Mutual funds	5,467,009	5,730,598
*	Wells Fargo Dow Jones Target 2050 Fund	Mutual funds	2,294,738	2,421,346
*	Wells Fargo Dow Jones Target 2060 Fund	Mutual funds	6,316	6,461
*	Wells Fargo Dow Jones Target Today Fund	Mutual funds	75,259	75,036
*	Wells Fargo Index Fund-Admin	Mutual funds	2,014,605	2,044,690
*	Wells Fargo Core Bond Adm	Mutual funds	1,861,617	1,864,263
	Self-directed accounts - mutual funds	Mutual funds	2,614,903	2,770,743
	Self-directed accounts - various common stock	Common stock	2,402,417	2,570,386
	Investments	Interest receivable on investments noted above	-	16,547
	Participant loans	5.25-10.25% loans receivable, principal and interest payments due bi-weekly, secured by participant's vested interest in plan	-	1,255,024
			$ 40,898,711	$ 43,318,413

* This is a party-in-interest transaction with the Plan trustee, which is exempt from the prohibited transactions rules of ERISA

See accompanying notes and independent auditor's report