

Form 5500-SF Department of the Treasury Internal Revenue Service Department of Labor Employee Benefits Security Administration Pension Benefit Guaranty Corporation	Short Form Annual Return/Report of Small Employee Benefit Plan This form is required to be filed under sections 104 and 4065 of the Employee Retirement Income Security Act of 1974 (ERISA), and sections 6057(b) and 6058(a) of the Internal Revenue Code (the Code). ► Complete all entries in accordance with the instructions to the Form 5500-SF.	OMB Nos. 1210-0110 1210-0089 2017 This Form is Open to Public Inspection

Part I Annual Report Identification Information	
For calendar plan year 2017 or fiscal plan year beginning 01/01/2017 and ending 12/31/2017	
A This return/report is for: <input checked="" type="checkbox"/> a single-employer plan <input type="checkbox"/> a one-participant plan B This return/report is: <input type="checkbox"/> the first return/report <input type="checkbox"/> an amended return/report C Check box if filing under: <input type="checkbox"/> Form 5558 <input type="checkbox"/> special extension (enter description)	<input type="checkbox"/> a multiple-employer plan (not multiemployer) (Filers checking this box must attach a list of participating employer information in accordance with the form instructions.) <input type="checkbox"/> a foreign plan <input type="checkbox"/> the final return/report <input type="checkbox"/> a short plan year return/report (less than 12 months) <input type="checkbox"/> automatic extension <input type="checkbox"/> DFVC program

Part II Basic Plan Information —enter all requested information	
1a Name of plan PATHOLOGY & LABORATORY CONSULTANTS OF LONG ISLAND, PLLC CASH BALANCE PLAN	1b Three-digit plan number (PN) ► 002 1c Effective date of plan 01/01/2006
2a Plan sponsor's name (employer, if for a single-employer plan) Mailing address (include room, apt., suite no. and street, or P.O. Box) City or town, state or province, country, and ZIP or foreign postal code (if foreign, see instructions) PATHOLOGY & LABORATORY CONSULTANTS OF LONG ISLAND, PLLC 658 HORSE RACE LANE SAINT JAMES, NY 11780-4219	2b Employer Identification Number (EIN) 11-3626555 2c Sponsor's telephone number 856-354-0965 2d Business code (see instructions) 621111
3a Plan administrator's name and address <input checked="" type="checkbox"/> Same as Plan Sponsor.	3b Administrator's EIN 3c Administrator's telephone number
4 If the name and/or EIN of the plan sponsor or the plan name has changed since the last return/report filed for this plan, enter the plan sponsor's name, EIN, the plan name and the plan number from the last return/report. a Sponsor's name c Plan Name	4b EIN 4d PN
5a Total number of participants at the beginning of the plan year	5a 10
b Total number of participants at the end of the plan year.....	5b 10
c Number of participants with account balances as of the end of the plan year (only defined contribution plans complete this item).....	5c 0
d(1) Total number of active participants at the beginning of the plan year.....	5d(1) 9
d(2) Total number of active participants at the end of the plan year	5d(2) 9
e Number of participants who terminated employment during the plan year with accrued benefits that were less than 100% vested	5e 0

Caution: A penalty for the late or incomplete filing of this return/report will be assessed unless reasonable cause is established.
 Under penalties of perjury and other penalties set forth in the instructions, I declare that I have examined this return/report, including, if applicable, a Schedule SB or Schedule MB completed and signed by an enrolled actuary, as well as the electronic version of this return/report, and to the best of my knowledge and belief, it is true, correct, and complete.

SIGN HERE	Filed with authorized/valid electronic signature.	07/17/2018	WILLIAM J. ENGELLENTER
	Signature of plan administrator	Date	Enter name of individual signing as plan administrator
SIGN HERE	Filed with authorized/valid electronic signature.	07/17/2018	WILLIAM J. ENGELLENTER
	Signature of employer/plan sponsor	Date	Enter name of individual signing as employer or plan sponsor

- 6a** Were all of the plan's assets during the plan year invested in eligible assets? (See instructions.) ☒ Yes ☐ No
- b** Are you claiming a waiver of the annual examination and report of an independent qualified public accountant (IQPA) under 29 CFR 2520.104-46? (See instructions on waiver eligibility and conditions.) ☒ Yes ☐ No
- If you answered "No" to either line 6a or line 6b, the plan cannot use Form 5500-SF and must instead use Form 5500.**
- c** If the plan is a defined benefit plan, is it covered under the PBGC insurance program (see ERISA section 4021)? ☐ Yes ☒ No ☐ Not determined
- If "Yes" is checked, enter the My PAA confirmation number from the PBGC premium filing for this plan year (See instructions.)

Part III Financial Information

7 Plan Assets and Liabilities		(a) Beginning of Year	(b) End of Year
a Total plan assets	7a	3935173	4803923
b Total plan liabilities	7b	0	0
c Net plan assets (subtract line 7b from line 7a)	7c	3935173	4803923
8 Income, Expenses, and Transfers for this Plan Year		(a) Amount	(b) Total
a Contributions received or receivable from:			
(1) Employers	8a(1)	629500	
(2) Participants	8a(2)	0	
(3) Others (including rollovers)	8a(3)	0	
b Other income (loss)	8b	246877	
c Total income (add lines 8a(1), 8a(2), 8a(3), and 8b)	8c		876377
d Benefits paid (including direct rollovers and insurance premiums to provide benefits)	8d	0	
e Certain deemed and/or corrective distributions (see instructions)	8e	0	
f Administrative service providers (salaries, fees, commissions)	8f	7627	
g Other expenses	8g	0	
h Total expenses (add lines 8d, 8e, 8f, and 8g)	8h		7627
i Net income (loss) (subtract line 8h from line 8c)	8i		868750
j Transfers to (from) the plan (see instructions)	8j	0	

Part IV Plan Characteristics

- 9a** If the plan provides pension benefits, enter the applicable pension feature codes from the List of Plan Characteristic Codes in the instructions:
1C 3B 3D
- b** If the plan provides welfare benefits, enter the applicable welfare feature codes from the List of Plan Characteristic Codes in the instructions:

Part V Compliance Questions

10 During the plan year:		Yes	No	Amount
a Was there a failure to transmit to the plan any participant contributions within the time period described in 29 CFR 2510.3-102? (See instructions and DOL's Voluntary Fiduciary Correction Program)	10a		X	0
b Were there any nonexempt transactions with any party-in-interest? (Do not include transactions reported on line 10a.)	10b		X	0
c Was the plan covered by a fidelity bond?	10c	X		500000
d Did the plan have a loss, whether or not reimbursed by the plan's fidelity bond, that was caused by fraud or dishonesty?	10d		X	0
e Were any fees or commissions paid to any brokers, agents, or other persons by an insurance carrier, insurance service, or other organization that provides some or all of the benefits under the plan? (See instructions.)	10e	X		7627
f Has the plan failed to provide any benefit when due under the plan?	10f		X	0
g Did the plan have any participant loans? (If "Yes," enter amount as of year-end.)	10g		X	0
h If this is an individual account plan, was there a blackout period? (See instructions and 29 CFR 2520.101-3.)	10h			
i If 10h was answered "Yes," check the box if you either provided the required notice or one of the exceptions to providing the notice applied under 29 CFR 2520.101-3	10i			

Part VI Pension Funding Compliance

11 Is this a defined benefit plan subject to minimum funding requirements? (If "Yes," see instructions and complete Schedule SB (Form 5500) and line 11a below) ☒ Yes ☐ No

11a Enter the unpaid minimum required contributions for all years from Schedule SB (Form 5500) line 40 **11a** 0

12 Is this a defined contribution plan subject to the minimum funding requirements of section 412 of the Code or section 302 of ERISA? ☐ Yes ☒ No
(If "Yes," complete line 12a or lines 12b, 12c, 12d, and 12e below, as applicable.)

a If a waiver of the minimum funding standard for a prior year is being amortized in this plan year, see instructions, and enter the date of the letter ruling granting the waiver. Month _____ Day _____ Year _____

If you completed line 12a, complete lines 3, 9, and 10 of Schedule MB (Form 5500), and skip to line 13.

b Enter the minimum required contribution for this plan year **12b**

c Enter the amount contributed by the employer to the plan for this plan year **12c**

d Subtract the amount in line 12c from the amount in line 12b. Enter the result (enter a minus sign to the left of a negative amount) **12d**

e Will the minimum funding amount reported on line 12d be met by the funding deadline? ☐ Yes ☐ No ☐ N/A

Part VII Plan Terminations and Transfers of Assets

13a Has a resolution to terminate the plan been adopted in any plan year? ☐ Yes ☒ No

If "Yes," enter the amount of any plan assets that reverted to the employer this year **13a**

b Were all the plan assets distributed to participants or beneficiaries, transferred to another plan, or brought under the control of the PBGC? ☐ Yes ☒ No

c If, during this plan year, any assets or liabilities were transferred from this plan to another plan(s), identify the plan(s) to which assets or liabilities were transferred. (See instructions.)

13c(1) Name of plan(s):	13c(2) EIN(s)	13c(3) PN(s)

SCHEDULE SB (Form 5500) Department of the Treasury Internal Revenue Service Department of Labor Employee Benefits Security Administration Pension Benefit Guaranty Corporation	Single-Employer Defined Benefit Plan Actuarial Information This schedule is required to be filed under section 104 of the Employee Retirement Income Security Act of 1974 (ERISA) and section 6059 of the Internal Revenue Code (the Code). ▶ File as an attachment to Form 5500 or 5500-SF.	OMB No. 1210-0110 2017 This Form is Open to Public Inspection
--	--	---

For calendar plan year 2017 or fiscal plan year beginning 01/01/2017 and ending 12/31/2017

▶ **Round off amounts to nearest dollar.**
▶ **Caution:** A penalty of \$1,000 will be assessed for late filing of this report unless reasonable cause is established.

A Name of plan <u>PATHOLOGY & LABORATORY CONSULTANTS OF LONG ISLAND, PLLC CASH BALANCE PLAN</u>	B Three-digit plan number (PN) ▶ <u>002</u>
C Plan sponsor's name as shown on line 2a of Form 5500 or 5500-SF <u>PATHOLOGY & LABORATORY CONSULTANTS OF LONG ISLAND, PLLC</u>	D Employer Identification Number (EIN) <u>11-3626555</u>

E Type of plan: <input checked="" type="checkbox"/> Single <input type="checkbox"/> Multiple-A <input type="checkbox"/> Multiple-B	F Prior year plan size: <input checked="" type="checkbox"/> 100 or fewer <input type="checkbox"/> 101-500 <input type="checkbox"/> More than 500
---	---

Part I	Basic Information
---------------	--------------------------

1 Enter the valuation date: Month <u>12</u> Day <u>31</u> Year <u>2017</u>			
2 Assets:			
a Market value	2a	<u>4174423</u>	
b Actuarial value	2b	<u>4174423</u>	
3 Funding target/participant count breakdown	(1) Number of participants	(2) Vested Funding Target	(3) Total Funding Target
a For retired participants and beneficiaries receiving payment	<u>0</u>	<u>0</u>	<u>0</u>
b For terminated vested participants	<u>1</u>	<u>79469</u>	<u>79469</u>
c For active participants	<u>9</u>	<u>3473788</u>	<u>3473788</u>
d Total	<u>10</u>	<u>3553257</u>	<u>3553257</u>
4 If the plan is in at-risk status, check the box and complete lines (a) and (b)..... <input type="checkbox"/>			
a Funding target disregarding prescribed at-risk assumptions	4a		
b Funding target reflecting at-risk assumptions, but disregarding transition rule for plans that have been in at-risk status for fewer than five consecutive years and disregarding loading factor	4b		
5 Effective interest rate	5	<u>5.92 %</u>	
6 Target normal cost	6	<u>444683</u>	

Statement by Enrolled Actuary
To the best of my knowledge, the information supplied in this schedule and accompanying schedules, statements and attachments, if any, is complete and accurate. Each prescribed assumption was applied in accordance with applicable law and regulations. In my opinion, each other assumption is reasonable (taking into account the experience of the plan and reasonable expectations) and such other assumptions, in combination, offer my best estimate of anticipated experience under the plan.

SIGN HERE		
Signature of actuary	<u>06/25/2018</u>	Date
<u>ARTHUR E. TEILER, EA, ASA, MAAA</u>	<u>17-01157</u>	Most recent enrollment number
Type or print name of actuary	<u>212-687-6151</u>	Telephone number (including area code)
<u>PENN PENSION CENTER, INC.</u>		
Firm name		
<u>2 PARK AVE., 3RD FLOOR</u> <u>NEW YORK, NY 10016-5675</u>		
Address of the firm		

If the actuary has not fully reflected any regulation or ruling promulgated under the statute in completing this schedule, check the box and see instructions ☐

Part II Beginning of Year Carryover and Prefunding Balances

	(a) Carryover balance	(b) Prefunding balance
7 Balance at beginning of prior year after applicable adjustments (line 13 from prior year)	0	0
8 Portion elected for use to offset prior year's funding requirement (line 35 from prior year)	0	0
9 Amount remaining (line 7 minus line 8)	0	0
10 Interest on line 9 using prior year's actual return of 0.00%	0	0
11 Prior year's excess contributions to be added to prefunding balance:		
a Present value of excess contributions (line 38a from prior year)		594073
b(1) Interest on the excess, if any, of line 38a over line 38b from prior year Schedule SB, using prior year's effective interest rate of 0.00%		0
b(2) Interest on line 38b from prior year Schedule SB, using prior year's actual return		0
c Total available at beginning of current plan year to add to prefunding balance		594073
d Portion of (c) to be added to prefunding balance		0
12 Other reductions in balances due to elections or deemed elections	0	0
13 Balance at beginning of current year (line 9 + line 10 + line 11d – line 12)	0	0

Part III Funding Percentages

14 Funding target attainment percentage	14	117.48%
15 Adjusted funding target attainment percentage	15	119.91%
16 Prior year's funding percentage for purposes of determining whether carryover/prefunding balances may be used to reduce current year's funding requirement	16	121.03%
17 If the current value of the assets of the plan is less than 70 percent of the funding target, enter such percentage.	17	%

Part IV Contributions and Liquidity Shortfalls**18** Contributions made to the plan for the plan year by employer(s) and employees:

(a) Date (MM-DD-YYYY)	(b) Amount paid by employer(s)	(c) Amount paid by employees	(a) Date (MM-DD-YYYY)	(b) Amount paid by employer(s)	(c) Amount paid by employees
04/09/2018	629500	0			
Totals ►			18(b)	629500	18(c) 0

19 Discounted employer contributions – see instructions for small plan with a valuation date after the beginning of the year:

a Contributions allocated toward unpaid minimum required contributions from prior years.	19a	0
b Contributions made to avoid restrictions adjusted to valuation date	19b	0
c Contributions allocated toward minimum required contribution for current year adjusted to valuation date	19c	619756

20 Quarterly contributions and liquidity shortfalls:

- a** Did the plan have a "funding shortfall" for the prior year? ☐ Yes ☒ No
- b** If line 20a is "Yes," were required quarterly installments for the current year made in a timely manner? ☐ Yes ☐ No
- c** If line 20a is "Yes," see instructions and complete the following table as applicable:

Liquidity shortfall as of end of quarter of this plan year			
(1) 1st	(2) 2nd	(3) 3rd	(4) 4th
0	0	0	0

Part V Assumptions Used to Determine Funding Target and Target Normal Cost

21 Discount rate:				
a Segment rates:	1st segment: 4.16 %	2nd segment: 5.72 %	3rd segment: 6.48 %	<input type="checkbox"/> N/A, full yield curve used
b Applicable month (enter code)				21b 4
22 Weighted average retirement age.....				22 64
23 Mortality table(s) (see instructions) <input checked="" type="checkbox"/> Prescribed - combined <input type="checkbox"/> Prescribed - separate <input type="checkbox"/> Substitute				

Part VI Miscellaneous Items

24 Has a change been made in the non-prescribed actuarial assumptions for the current plan year? If "Yes," see instructions regarding required attachment	<input type="checkbox"/> Yes <input checked="" type="checkbox"/> No
25 Has a method change been made for the current plan year? If "Yes," see instructions regarding required attachment.....	<input type="checkbox"/> Yes <input checked="" type="checkbox"/> No
26 Is the plan required to provide a Schedule of Active Participants? If "Yes," see instructions regarding required attachment.....	<input type="checkbox"/> Yes <input checked="" type="checkbox"/> No
27 If the plan is subject to alternative funding rules, enter applicable code and see instructions regarding attachment	27

Part VII Reconciliation of Unpaid Minimum Required Contributions For Prior Years

28 Unpaid minimum required contributions for all prior years	28	0
29 Discounted employer contributions allocated toward unpaid minimum required contributions from prior years (line 19a)	29	0
30 Remaining amount of unpaid minimum required contributions (line 28 minus line 29)	30	0

Part VIII Minimum Required Contribution For Current Year

31 Target normal cost and excess assets (see instructions):			
a Target normal cost (line 6)	31a	444683	
b Excess assets, if applicable, but not greater than line 31a	31b	444683	
32 Amortization installments:	Outstanding Balance	Installment	
a Net shortfall amortization installment.....	0	0	
b Waiver amortization installment	0	0	
33 If a waiver has been approved for this plan year, enter the date of the ruling letter granting the approval (Month _____ Day _____ Year _____) and the waived amount	33		
34 Total funding requirement before reflecting carryover/prefunding balances (lines 31a - 31b + 32a + 32b - 33).....	34	0	
	Carryover balance	Prefunding balance	Total balance
35 Balances elected for use to offset funding requirement.....	0	0	0
36 Additional cash requirement (line 34 minus line 35)	36	0	
37 Contributions allocated toward minimum required contribution for current year adjusted to valuation date (line 19c)	37	619756	
38 Present value of excess contributions for current year (see instructions)			
a Total (excess, if any, of line 37 over line 36)	38a	619756	
b Portion included in line 38a attributable to use of prefunding and funding standard carryover balances	38b	0	
39 Unpaid minimum required contribution for current year (excess, if any, of line 36 over line 37)	39	0	
40 Unpaid minimum required contributions for all years.....	40	0	

Part IX Pension Funding Relief Under Pension Relief Act of 2010 (See Instructions)

41 If an election was made to use PRA 2010 funding relief for this plan:			
a Schedule elected	<input type="checkbox"/> 2 plus 7 years	<input type="checkbox"/> 15 years	
b Eligible plan year(s) for which the election in line 41a was made	<input type="checkbox"/> 2008	<input type="checkbox"/> 2009	<input type="checkbox"/> 2010 <input type="checkbox"/> 2011
42 Amount of acceleration adjustment	42		
43 Excess installment acceleration amount to be carried over to future plan years	43		

Form 5500-SFDepartment of the Treasury
Internal Revenue ServiceDepartment of Labor
Employee Benefits Security Administration
Pension Benefit Guaranty Corporation**Short Form Annual Return/Report of Small Employee
Benefit Plan**This form is required to be filed under sections 104 and 4065 of the Employee Retirement
Income Security Act of 1974 (ERISA), and sections 6057(b) and 6058(a) of the Internal
Revenue Code (the Code).▶ **Complete all entries in accordance with the instructions to the Form 5500-SF.**OMB Nos. 1210-0110
1210-0089**2017****This Form Is Open to
Public Inspection****Part I Annual Report Identification Information**



For calendar plan year 2017 or fiscal plan year beginning		1/1/2017	and ending	12/31/2017
A This return/report is for:	<input checked="" type="checkbox"/> a single-employer plan	<input type="checkbox"/> a multiple-employer plan (not multiemployer) (Filers checking this box must attach a list of participating employer information in accordance with the form instructions.)		
	<input type="checkbox"/> a one-participant plan	<input type="checkbox"/> a foreign plan		
B This return/report is	<input type="checkbox"/> the first return/report	<input type="checkbox"/> the final return/report		
	<input type="checkbox"/> an amended return/report	<input type="checkbox"/> a short plan year return/report (less than 12 months)		
C Check box if filing under:	<input type="checkbox"/> Form 5558	<input type="checkbox"/> automatic extension	<input type="checkbox"/> DFVC program	
	<input type="checkbox"/> special extension (enter description)			

Part II Basic Plan Information—enter all requested information

1a Name of plan PATHOLOGY & LABORATORY CONSULTANTS OF LONG ISLAND, PLLC CASH BALANCE PLAN		1b Three-digit plan number (PN) ▶	.002
		1c Effective date of plan	1/1/2006
2a Plan sponsor's name (employer, if for a single-employer plan) Mailing address (include room, apt., suite no. and street, or P.O. Box) City or town, state or province, country, and ZIP or foreign postal code (if foreign, see instructions) PATHOLOGY & LABORATORY CONSULTANTS OF LONG ISLAND, PLLC 658 HORSE RACE LANE SAINT JAMES NY 117804219		2b Employer Identification Number (EIN)	11-3626555
		2c Sponsor's telephone number	856-354-0965
		2d Business code (see instructions)	621111
3a Plan administrator's name and address <input checked="" type="checkbox"/> Same as Plan Sponsor.		3b Administrator's EIN	
		3c Administrator's telephone number	
4 If the name and/or EIN of the plan sponsor or the plan name has changed since the last return/report filed for this plan, enter the plan sponsor's name, EIN, the plan name and the plan number from the last return/report. a Sponsor's name c Plan Name		4b EIN	
		4d PN	
5a Total number of participants at the beginning of the plan year	5a	10	
b Total number of participants at the end of the plan year	5b	10	
c Number of participants with account balances as of the end of the plan year (only defined contribution plans complete this item)	5c	0	
d(1) Total number of active participants at the beginning of the plan year	5d(1)	9	
d(2) Total number of active participants at the end of the plan year	5d(2)	9	
e Number of participants who terminated employment during the plan year with accrued benefits that were less than 100% vested	5e	0	

Caution: A penalty for the late or incomplete filing of this return/report will be assessed unless reasonable cause is established.

Under penalties of perjury and other penalties set forth in the instructions, I declare that I have examined this return/report, including, if applicable, a Schedule SB or Schedule MB completed and signed by an enrolled actuary, as well as the electronic version of this return/report, and to the best of my knowledge and belief, it is true, correct, and complete.

SIGN HERE		7/17/18	WILLIAM J. ENGELGEMAN
	Signature of plan administrator	Date	Enter name of individual signing as plan administrator
SIGN HERE		7/17/18	WILLIAM J. ENGELGEMAN
	Signature of employer/plan sponsor	Date	Enter name of individual signing as employer or plan sponsor

For Paperwork Reduction Act Notice, see the instructions for Form 5500-SF.

Form 5500-SF (2017)
v.170203

SCHEDULE SB (Form 5500) Department of the Treasury Internal Revenue Service Department of Labor Employee Benefits Security Administration Pension Benefit Guaranty Corporation	Single-Employer Defined Benefit Plan Actuarial Information This schedule is required to be filed under section 104 of the Employee Retirement Income Security Act of 1974 (ERISA) and section 6059 of the Internal Revenue Code (the Code). ▶ File as an attachment to Form 5500 or 5500-SF.	OMB No. 1210-0110 2017 This Form is Open to Public Inspection
--	--	---

For calendar plan year 2017 or fiscal plan year beginning **1/1/2017** and ending **12/31/2017**

▶ **Round off amounts to nearest dollar.**


▶ **Caution:** A penalty of \$1,000 will be assessed for late filing of this report unless reasonable cause is established.

A Name of plan PATHOLOGY & LABORATORY CONSULTANTS OF LONG ISLAND, PLLC CASH BALANCE PLAN	B Three-digit plan number (PN) ▶ 002
C Plan sponsor's name as shown on line 2a of Form 5500 or 5500-SF PATHOLOGY & LABORATORY CONSULTANTS OF LONG ISLAND, PLLC	D Employer Identification Number (EIN) 11-3626555
E Type of plan: <input checked="" type="checkbox"/> Single <input type="checkbox"/> Multiple-A <input type="checkbox"/> Multiple-B	F Prior year plan size: <input checked="" type="checkbox"/> 100 or fewer <input type="checkbox"/> 101-500 <input type="checkbox"/> More than 500

Part I Basic Information			
1 Enter the valuation date: 12/31/2017			
2 Assets:			
a Market value	2a	4174423	
b Actuarial value	2b	4174423	
3 Funding target/participant count breakdown	(1) Number of participants	(2) Vested Funding Target	(3) Total Funding Target
a For retired participants and beneficiaries receiving payment.....	0	0	0
b For terminated vested participants.....	1	79469	79469
c For active participants.....	9	3473788	3473788
d Total.....	10	3553257	3553257
4 If the plan is in at-risk status, check the box and complete lines (a) and (b)..... <input type="checkbox"/>			
a Funding target disregarding prescribed at-risk assumptions	4a		
b Funding target reflecting at-risk assumptions, but disregarding transition rule for plans that have been in at-risk status for fewer than five consecutive years and disregarding loading factor.....	4b		
5 Effective interest rate	5	5.92 %	
6 Target normal cost	6	444683	

Statement by Enrolled Actuary

To the best of my knowledge, the information supplied in this schedule and accompanying schedules, statements and attachments, if any, is complete and accurate. Each prescribed assumption was applied in accordance with applicable law and regulations. In my opinion, each other assumption is reasonable (taking into account the experience of the plan and reasonable expectations) and such other assumptions, in combination, offer my best estimate of anticipated experience under the plan.

SIGN HERE		6/25/2018
Signature of actuary		Date
ARTHUR E. TEILER, EA, ASA, MAAA		1701157
Type or print name of actuary		Most recent enrollment number
PENN PENSION CENTER, INC.		212-687-6151
Firm name		Telephone number (including area code)
2 PARK AVE., 3RD FLOOR		
NEW YORK NY 100165675		
Address of the firm		

If the actuary has not fully reflected any regulation or ruling promulgated under the statute in completing this schedule, check the box and see instructions ☐

For Paperwork Reduction Act Notice, see the instructions for Form 5500 or 5500-SF.

Schedule SB (Form 5500) 2017

Part II Beginning of Year Carryover and Prefunding Balances		
	(a) Carryover balance	(b) Prefunding balance
7 Balance at beginning of prior year after applicable adjustments (line 13 from prior year)	0	0
8 Portion elected for use to offset prior year's funding requirement (line 35 from prior year)	0	0
9 Amount remaining (line 7 minus line 8)	0	0
10 Interest on line 9 using prior year's actual return of 0 %	0	0
11 Prior year's excess contributions to be added to prefunding balance:		
a Present value of excess contributions (line 38a from prior year)		594073
b(1) Interest on the excess, if any, of line 38a over line 38b from prior year Schedule SB, using prior year's effective interest rate of 0 %		0
b(2) Interest on line 38b from prior year Schedule SB, using prior year's actual return		0
c Total available at beginning of current plan year to add to prefunding balance		594073
d Portion of (c) to be added to prefunding balance		0
12 Other reductions in balances due to elections or deemed elections	0	0
13 Balance at beginning of current year (line 9 + line 10 + line 11d – line 12)	0	0

Part III Funding Percentages		
14 Funding target attainment percentage	14	117.48 %
15 Adjusted funding target attainment percentage	15	119.91 %
16 Prior year's funding percentage for purposes of determining whether carryover/prefunding balances may be used to reduce current year's funding requirement	16	121.03 %
17 If the current value of the assets of the plan is less than 70 percent of the funding target, enter such percentage	17	%

Part IV Contributions and Liquidity Shortfalls					
18 Contributions made to the plan for the plan year by employer(s) and employees:					
(a) Date (MM-DD-YYYY)	(b) Amount paid by employer(s)	(c) Amount paid by employees	(a) Date (MM-DD-YYYY)	(b) Amount paid by employer(s)	(c) Amount paid by employees
4/9/2018	629500	0			
			Totals ▶	18(b)	629500
				18(c)	0

19 Discounted employer contributions – see instructions for small plan with a valuation date after the beginning of the year:		
a Contributions allocated toward unpaid minimum required contributions from prior years	19a	0
b Contributions made to avoid restrictions adjusted to valuation date	19b	0
c Contributions allocated toward minimum required contribution for current year adjusted to valuation date	19c	619756
20 Quarterly contributions and liquidity shortfalls:		
a Did the plan have a "funding shortfall" for the prior year? <input type="checkbox"/> Yes <input checked="" type="checkbox"/> No		
b If line 20a is "Yes," were required quarterly installments for the current year made in a timely manner? <input type="checkbox"/> Yes <input type="checkbox"/> No		
c If line 20a is "Yes," see instructions and complete the following table as applicable:		
Liquidity shortfall as of end of quarter of this plan year		
(1) 1st	(2) 2nd	(3) 3rd
0	0	0
		(4) 4th
		0

Part V Assumptions Used to Determine Funding Target and Target Normal Cost

21 Discount rate:				
a Segment rates:	1st segment: 4.16 %	2nd segment: 5.72 %	3rd segment: 6.48 %	<input type="checkbox"/> N/A, full yield curve used
b Applicable month (enter code).....				21b 4
22 Weighted average retirement age				22 64
23 Mortality table(s) (see instructions) <input checked="" type="checkbox"/> Prescribed - combined <input type="checkbox"/> Prescribed - separate <input type="checkbox"/> Substitute				

Part VI Miscellaneous Items

24 Has a change been made in the non-prescribed actuarial assumptions for the current plan year? If "Yes," see instructions regarding required attachment.	<input type="checkbox"/> Yes <input checked="" type="checkbox"/> No
25 Has a method change been made for the current plan year? If "Yes," see instructions regarding required attachment.	<input type="checkbox"/> Yes <input checked="" type="checkbox"/> No
26 Is the plan required to provide a Schedule of Active Participants? If "Yes," see instructions regarding required attachment.	<input type="checkbox"/> Yes <input checked="" type="checkbox"/> No
27 If the plan is subject to alternative funding rules, enter applicable code and see instructions regarding attachment.....	27

Part VII Reconciliation of Unpaid Minimum Required Contributions For Prior Years

28 Unpaid minimum required contributions for all prior years	28	0
29 Discounted employer contributions allocated toward unpaid minimum required contributions from prior years (line 19a).....	29	0
30 Remaining amount of unpaid minimum required contributions (line 28 minus line 29)	30	0

Part VIII Minimum Required Contribution For Current Year

31 Target normal cost and excess assets (see instructions):			
a Target normal cost (line 6).....	31a	444683	
b Excess assets, if applicable, but not greater than line 31a	31b	444683	
32 Amortization installments:	Outstanding Balance		Installment
a Net shortfall amortization installment.....	0	0	
b Waiver amortization installment	0	0	
33 If a waiver has been approved for this plan year, enter the date of the ruling letter granting the approval () and the waived amount	33		
34 Total funding requirement before reflecting carryover/prefunding balances (lines 31a - 31b + 32a + 32b - 33)...	34	0	
	Carryover balance	Prefunding balance	Total balance
35 Balances elected for use to offset funding requirement.....	0	0	0
36 Additional cash requirement (line 34 minus line 35).....	36	0	
37 Contributions allocated toward minimum required contribution for current year adjusted to valuation date (line 19c).....	37	619756	
38 Present value of excess contributions for current year (see instructions)			
a Total (excess, if any, of line 37 over line 36)	38a	619756	
b Portion included in line 38a attributable to use of prefunding and funding standard carryover balances	38b	0	
39 Unpaid minimum required contribution for current year (excess, if any, of line 36 over line 37)	39	0	
40 Unpaid minimum required contributions for all years	40	0	

Part IX Pension Funding Relief Under Pension Relief Act of 2010 (See Instructions)

41 If an election was made to use PRA 2010 funding relief for this plan:			
a Schedule elected	<input type="checkbox"/> 2 plus 7 years <input type="checkbox"/> 15 years		
b Eligible plan year(s) for which the election in line 41a was made	<input type="checkbox"/> 2008 <input type="checkbox"/> 2009 <input type="checkbox"/> 2010 <input type="checkbox"/> 2011		
42 Amount of acceleration adjustment	42		
43 Excess installment acceleration amount to be carried over to future plan years	43		

PATHOLOGY & LABORATORY CONSULTANTS OF LONG ISLAND, PLLC
DEFINED BENEFIT PENSION PLAN

Summary of Major Plan Provisions
As of December 31, 2017

Plan effective date January 1, 2006

Plan Year January 1 to December 31

Eligibility Employees are eligible to enter on the January 1 or July 1 that is coincident with or next following the date the participant completes 12 months of service with 1000 hours

Normal Retirement All participants are eligible to retire upon the later of attainment of age 62 and 5 years of participation

Normal Retirement Benefit Upon retirement a participant will be entitled to a benefit payable in the normal form which is equal to the following:

Hypothetical allocation and interest credit of:

Group Flat \$

0 \$100

1 \$300,000

2 \$100,000

3 \$90,000

4 \$14,500

5 \$12,500

6 \$12,000

7 \$10,500

The benefit is then the actuarial equivalent of the hypothetical account balance at normal retirement, accumulated with hypothetical interest at the rate of 5% per year

In no event is the benefit greater than
100% of final average compensation

Reduced for years of service less than 10

Credited years are measured as plan years starting with the plan year of hire. Only years during which a participant is credited with at least 1000 hours of service are counted.

or greater than
\$17916.67

PATHOLOGY & LABORATORY CONSULTANTS OF LONG ISLAND, PLLC
DEFINED BENEFIT PENSION PLAN

Summary of Major Plan Provisions
As of December 31, 2017

Reduced for years of participation less than 10

Credited years are measured as plan years starting with the plan year of entry. Only years during which a participant is credited with at least 1000 hours of service are counted.

with the dollar limit reduced for payment prior to 62, and increased for payment after 65

Normal Form A monthly benefit payable for the life of the participant

Accrued Benefit The accrued benefit is the benefit based upon service and compensation to the date of determination

Termination Benefit Upon termination for any reason other than death, disability or retirement, a participant shall be entitled to a portion of their accrued benefit, in accordance with the following schedule:

Years of Credit	Percent Vested
1	0
2	0
3	100

Credited years are measured as plan years starting with the plan year of hire. Only years during which a participant is credited with at least 1000 hours of service are counted.

**PATHOLOGY & LABORATORY CONSULTANTS OF LONG ISLAND, PLLC
DEFINED BENEFIT PENSION PLAN**

**Assumptions and Methods used in Valuation
As of December 31, 2017**

Assumption	For Funding	Per Plan	For 417(e)	For Recommended
Interest lookback months	4		1	
Interest Discount Rates	First Segment Rate 4.16%	Preretirement 5.00%	First Segment Rate 2.04%	Preretirement 5.00%
	Second Segment Rate 5.72%	Postretirement 5.00%	Second Segment Rate 4.03%	Postretirement 5.00%
	Third Segment Rate 6.48%		Third Segment Rate 4.82%	
Effective rate	5.92%			
Maximum Deduction Discount Rates	First Segment Rate 1.73%			
	Second Segment Rate 3.78%	Postretirement 5.00%		
	Third Segment Rate 4.69%			
Effective rate	4.07%			
Turnover	None	N/A	N/A	None
Preretirement Mortality	None	None	None	None
Disability	None	N/A	N/A	None
Future Salary Increases	None	N/A	N/A	None
Assumed Retirement Age	Normal Retirement	N/A	N/A	Normal Retirement
Assumed Benefit Form	Percent Assumed Plan Normal Form 100%			
	Percent Assumed Lump Sum 0%			
	Percent Assumed Life Only 0%			
	Percent Assumed Joint and Survivor 0%			
Postretirement Mortality	Male - 17MPOS Female - 71GAMM	94GAR	2017417e	2017417e
Actuarial Value of Assets	Market Value	N/A	N/A	Market Value

PATHOLOGY & LABORATORY CONSULTANTS OF LONG ISLAND, PLLC CASH BALANCE PLAN

Schedule SB, line 19 - Discounted Employer Contributions

Plan Name: PATHOLOGY & LABORATORY CONSULTANTS OF LONG ISLAND, PLLC CASH BALANCE P

Plan EIN: 11-3626555

Plan Number: 002

Date	Amount	Plan Year	Effective Rate of Interest	Discounted Amount
04/09/2018	629500.00	2017	5.92%	619756.00
Total for Minimum Required Contribution	629500.00			619756.00

PATHOLOGY & LABORATORY CONSULTANTS OF LONG ISLAND, PLLC CASH BALANCE PLAN

Schedule SB, line 22 - Description of Weighted Average Retirement Age

Plan Name: PATHOLOGY & LABORATORY CONSULTANTS OF LONG ISLAND, PLLC CASH BALANCE P

Plan EIN: 11-3626655

Plan Number: 002

The weighted average retirement age of 64 is the average of the assumed retirement ages for all active participants as of the valuation date rounded to the nearest whole age. For an active late retiree, the assumed retirement age may be later than the Plan's normal retirement age. Each participant's rate of retirement is assumed to be 100% as of the participant's assumed retirement age.