Form 5500

Department of the Treasury
Internal Revenue Service

Department of Labor
Employee Benefits Security Administration

Pension Benefit Guaranty Corporation

Annual Return/Report of Employee Benefit Plan

This form is required to be filed for employee benefit plans under sections 104 and 4065 of the Employee Retirement Income Security Act of 1974 (ERISA) and sections 6057(b) and 6058(a) of the Internal Revenue Code (the Code).

▶ **Complete all entries in accordance with the instructions to the Form 5500.**

OMB Nos. 1210-0110
1210-0089

2017

This Form is Open to Public Inspection

Part I Annual Report Identification Information

For calendar plan year 2017 or fiscal plan year beginning 01/01/2017 and ending 12/31/2017

A This return/report is for:
- ☐ a multiemployer plan
- ☐ a multiple-employer plan (Filers checking this box must attach a list of participating employer information in accordance with the form instructions.)
- ☒ a single-employer plan
- ☐ a DFE (specify) ____

B This return/report is:
- ☐ the first return/report
- ☐ the final return/report
- ☐ an amended return/report
- ☐ a short plan year return/report (less than 12 months)

C If the plan is a collectively-bargained plan, check here. . . . . ▶ ☐

D Check box if filing under:
- ☒ Form 5558
- ☐ automatic extension
- ☐ the DFVC program
- ☐ special extension (enter description)

Part II Basic Plan Information—enter all requested information

1a Name of plan
MCANDREWS, HELD & MALLOY, LTD. PROFIT SHARING PLAN

1b Three-digit plan number (PN) ▶ 001

1c Effective date of plan 01/01/1989

2a Plan sponsor's name (employer, if for a single-employer plan)
Mailing address (include room, apt., suite no. and street, or P.O. Box)
City or town, state or province, country, and ZIP or foreign postal code (if foreign, see instructions)

MCANDREWS, HELD & MALLOY, LTD.

500 W. MADISON ST. - 34TH FLOOR
CHICAGO, IL 60661

2b Employer Identification Number (EIN)
36-3592692

2c Plan Sponsor's telephone number
312-775-8000

2d Business code (see instructions)
541190

Caution: A penalty for the late or incomplete filing of this return/report will be assessed unless reasonable cause is established.

Under penalties of perjury and other penalties set forth in the instructions, I declare that I have examined this return/report, including accompanying schedules, statements and attachments, as well as the electronic version of this return/report, and to the best of my knowledge and belief, it is true, correct, and complete.

SIGN HERE	Filed with authorized/valid electronic signature.	10/05/2018	ROBERT A. SURRETTE
	Signature of plan administrator	Date	Enter name of individual signing as plan administrator
SIGN HERE			
	Signature of employer/plan sponsor	Date	Enter name of individual signing as employer or plan sponsor
SIGN HERE			
	Signature of DFE	Date	Enter name of individual signing as DFE

3a Plan administrator's name and address [X] Same as Plan Sponsor	**3b** Administrator's EIN	
	3c Administrator's telephone number	
4 If the name and/or EIN of the plan sponsor or the plan name has changed since the last return/report filed for this plan, enter the plan sponsor's name, EIN, the plan name and the plan number from the last return/report: **a** Sponsor's name **c** Plan Name	**4b** EIN **4d** PN	
5 Total number of participants at the beginning of the plan year	**5**	177
6 Number of participants as of the end of the plan year unless otherwise stated (welfare plans complete only lines **6a(1), 6a(2), 6b, 6c,** and **6d**).		
a(1) Total number of active participants at the beginning of the plan year	**6a(1)**	130
a(2) Total number of active participants at the end of the plan year	**6a(2)**	135
b Retired or separated participants receiving benefits	**6b**	1
c Other retired or separated participants entitled to future benefits	**6c**	39
d Subtotal. Add lines **6a(2)**, **6b**, and **6c**	**6d**	175
e Deceased participants whose beneficiaries are receiving or are entitled to receive benefits.	**6e**	0
f Total. Add lines **6d** and **6e**.	**6f**	175
g Number of participants with account balances as of the end of the plan year (only defined contribution plans complete this item)	**6g**	175
h Number of participants who terminated employment during the plan year with accrued benefits that were less than 100% vested	**6h**	0
7 Enter the total number of employers obligated to contribute to the plan (only multiemployer plans complete this item)	**7**	

8a If the plan provides pension benefits, enter the applicable pension feature codes from the List of Plan Characteristics Codes in the instructions:

2A 2E 2F 2G 2J 2S 2T

b If the plan provides welfare benefits, enter the applicable welfare feature codes from the List of Plan Characteristics Codes in the instructions:

9a Plan funding arrangement (check all that apply)		**9b** Plan benefit arrangement (check all that apply)	
(1)	[ ] Insurance	**(1)**	[ ] Insurance
(2)	[ ] Code section 412(e)(3) insurance contracts	**(2)**	[ ] Code section 412(e)(3) insurance contracts
(3)	[X] Trust	**(3)**	[X] Trust
(4)	[ ] General assets of the sponsor	**(4)**	[ ] General assets of the sponsor

10 Check all applicable boxes in 10a and 10b to indicate which schedules are attached, and, where indicated, enter the number attached. (See instructions)

a Pension Schedules

- **(1)** [X] **R** (Retirement Plan Information)
- **(2)** [ ] **MB** (Multiemployer Defined Benefit Plan and Certain Money Purchase Plan Actuarial Information) - signed by the plan actuary
- **(3)** [ ] **SB** (Single-Employer Defined Benefit Plan Actuarial Information) - signed by the plan actuary

b General Schedules

- **(1)** [X] **H** (Financial Information)
- **(2)** [ ] **I** (Financial Information – Small Plan)
- **(3)** [ ] ___ **A** (Insurance Information)
- **(4)** [X] **C** (Service Provider Information)
- **(5)** [X] **D** (DFE/Participating Plan Information)
- **(6)** [ ] **G** (Financial Transaction Schedules)

Part III Form M-1 Compliance Information (to be completed by welfare benefit plans)

11a If the plan provides welfare benefits, was the plan subject to the Form M-1 filing requirements during the plan year? (See instructions and 29 CFR 2520.101-2.) .....…… ☐ Yes ☐ No

If "Yes" is checked, complete lines 11b and 11c.

11b Is the plan currently in compliance with the Form M-1 filing requirements? (See instructions and 29 CFR 2520.101-2.) ……..... ☐ Yes ☐ No

11c Enter the Receipt Confirmation Code for the 2017 Form M-1 annual report. If the plan was not required to file the 2017 Form M-1 annual report, enter the Receipt Confirmation Code for the most recent Form M-1 that was required to be filed under the Form M-1 filing requirements. (Failure to enter a valid Receipt Confirmation Code will subject the Form 5500 filing to rejection as incomplete.)

Receipt Confirmation Code_____

SCHEDULE C (Form 5500)	Service Provider Information	OMB No. 1210-0110
Department of the Treasury Internal Revenue Service Department of Labor Employee Benefits Security Administration Pension Benefit Guaranty Corporation	This schedule is required to be filed under section 104 of the Employee Retirement Income Security Act of 1974 (ERISA). ▶ **File as an attachment to Form 5500.**	**2017** **This Form is Open to Public Inspection.**

For calendar plan year 2017 or fiscal plan year beginning 01/01/2017 and ending 12/31/2017

A Name of plan
MCANDREWS, HELD & MALLOY, LTD. PROFIT SHARING PLAN

B Three-digit plan number (PN) ▶ 001

C Plan sponsor's name as shown on line 2a of Form 5500
MCANDREWS, HELD & MALLOY, LTD.

D Employer Identification Number (EIN)
36-3592692

Part I Service Provider Information (see instructions)

You must complete this Part, in accordance with the instructions, to report the information required for **each person** who received, directly or indirectly, $5,000 or more in total compensation (i.e., money or anything else of monetary value) in connection with services rendered to the plan or the person's position with the plan during the plan year. If a person received **only** eligible indirect compensation for which the plan received the required disclosures, you are required to answer line 1 but are not required to include that person when completing the remainder of this Part.

1 Information on Persons Receiving Only Eligible Indirect Compensation

a Check "Yes" or "No" to indicate whether you are excluding a person from the remainder of this Part because they received only eligible indirect compensation for which the plan received the required disclosures (see instructions for definitions and conditions).. . . . . ☐ Yes ☒ No

b If you answered line 1a "Yes," enter the name and EIN or address of each person providing the required disclosures for the service providers who received only eligible indirect compensation. Complete as many entries as needed (see instructions).

(b) Enter name and EIN or address of person who provided you disclosures on eligible indirect compensation

(b) Enter name and EIN or address of person who provided you disclosures on eligible indirect compensation

(b) Enter name and EIN or address of person who provided you disclosures on eligible indirect compensation

(b) Enter name and EIN or address of person who provided you disclosures on eligible indirect compensation

(b) Enter name and EIN or address of person who provided you disclosures on eligible indirect compensation

(b) Enter name and EIN or address of person who provided you disclosures on eligible indirect compensation

(b) Enter name and EIN or address of person who provided you disclosures on eligible indirect compensation

(b) Enter name and EIN or address of person who provided you disclosures on eligible indirect compensation

(b) Enter name and EIN or address of person who provided you disclosures on eligible indirect compensation

(b) Enter name and EIN or address of person who provided you disclosures on eligible indirect compensation

(b) Enter name and EIN or address of person who provided you disclosures on eligible indirect compensation

(b) Enter name and EIN or address of person who provided you disclosures on eligible indirect compensation

2. Information on Other Service Providers Receiving Direct or Indirect Compensation. Except for those persons for whom you answered "Yes" to line 1a above, complete as many entries as needed to list each person receiving, directly or indirectly, $5,000 or more in total compensation (i.e., money or anything else of value) in connection with services rendered to the plan or their position with the plan during the plan year. (See instructions).

(a) Enter name and EIN or address (see instructions)

THE VANGUARD GROUP, INC.

23-1945930

(b) Service Code(s)	(c) Relationship to employer, employee organization, or person known to be a party-in-interest	(d) Enter direct compensation paid by the plan. If none, enter -0-.	(e) Did service provider receive indirect compensation? (sources other than plan or plan sponsor)	(f) Did indirect compensation include eligible indirect compensation, for which the plan received the required disclosures?	(g) Enter total indirect compensation received by service provider excluding eligible indirect compensation for which you answered "Yes" to element (f). If none, enter -0-.	(h) Did the service provider give you a formula instead of an amount or estimated amount?
37 38	CONTRACT ADMINISTRATOR	1242	Yes [X] No [ ]	Yes [X] No [ ]	0	Yes [ ] No [X]

(a) Enter name and EIN or address (see instructions)

(b) Service Code(s)	(c) Relationship to employer, employee organization, or person known to be a party-in-interest	(d) Enter direct compensation paid by the plan. If none, enter -0-.	(e) Did service provider receive indirect compensation? (sources other than plan or plan sponsor)	(f) Did indirect compensation include eligible indirect compensation, for which the plan received the required disclosures?	(g) Enter total indirect compensation received by service provider excluding eligible indirect compensation for which you answered "Yes" to element (f). If none, enter -0-.	(h) Did the service provider give you a formula instead of an amount or estimated amount?
			Yes [ ] No [ ]	Yes [ ] No [ ]		Yes [ ] No [ ]

(a) Enter name and EIN or address (see instructions)

(b) Service Code(s)	(c) Relationship to employer, employee organization, or person known to be a party-in-interest	(d) Enter direct compensation paid by the plan. If none, enter -0-.	(e) Did service provider receive indirect compensation? (sources other than plan or plan sponsor)	(f) Did indirect compensation include eligible indirect compensation, for which the plan received the required disclosures?	(g) Enter total indirect compensation received by service provider excluding eligible indirect compensation for which you answered "Yes" to element (f). If none, enter -0-.	(h) Did the service provider give you a formula instead of an amount or estimated amount?
			Yes [ ] No [ ]	Yes [ ] No [ ]		Yes [ ] No [ ]

2. Information on Other Service Providers Receiving Direct or Indirect Compensation. Except for those persons for whom you answered "Yes" to line 1a above, complete as many entries as needed to list each person receiving, directly or indirectly, $5,000 or more in total compensation (i.e., money or anything else of value) in connection with services rendered to the plan or their position with the plan during the plan year. (See instructions).

(a) Enter name and EIN or address (see instructions)

(b) Service Code(s)	**(c)** Relationship to employer, employee organization, or person known to be a party-in-interest	**(d)** Enter direct compensation paid by the plan. If none, enter -0-.	**(e)** Did service provider receive indirect compensation? (sources other than plan or plan sponsor)	**(f)** Did indirect compensation include eligible indirect compensation, for which the plan received the required disclosures?	**(g)** Enter total indirect compensation received by service provider excluding eligible indirect compensation for which you answered "Yes" to element (f). If none, enter -0-.	**(h)** Did the service provider give you a formula instead of an amount or estimated amount?
			Yes ☐ No ☐	Yes ☐ No ☐		Yes ☐ No ☐

(a) Enter name and EIN or address (see instructions)

(b) Service Code(s)	**(c)** Relationship to employer, employee organization, or person known to be a party-in-interest	**(d)** Enter direct compensation paid by the plan. If none, enter -0-.	**(e)** Did service provider receive indirect compensation? (sources other than plan or plan sponsor)	**(f)** Did indirect compensation include eligible indirect compensation, for which the plan received the required disclosures?	**(g)** Enter total indirect compensation received by service provider excluding eligible indirect compensation for which you answered "Yes" to element (f). If none, enter -0-.	**(h)** Did the service provider give you a formula instead of an amount or estimated amount?
			Yes ☐ No ☐	Yes ☐ No ☐		Yes ☐ No ☐

(a) Enter name and EIN or address (see instructions)

(b) Service Code(s)	**(c)** Relationship to employer, employee organization, or person known to be a party-in-interest	**(d)** Enter direct compensation paid by the plan. If none, enter -0-.	**(e)** Did service provider receive indirect compensation? (sources other than plan or plan sponsor)	**(f)** Did indirect compensation include eligible indirect compensation, for which the plan received the required disclosures?	**(g)** Enter total indirect compensation received by service provider excluding eligible indirect compensation for which you answered "Yes" to element (f). If none, enter -0-.	**(h)** Did the service provider give you a formula instead of an amount or estimated amount?
			Yes ☐ No ☐	Yes ☐ No ☐		Yes ☐ No ☐

Part I Service Provider Information (continued)

3. If you reported on line 2 receipt of indirect compensation, other than eligible indirect compensation, by a service provider, and the service provider is a fiduciary or provides contract administrator, consulting, custodial, investment advisory, investment management, broker, or recordkeeping services, answer the following questions for (a) each source from whom the service provider received $1,000 or more in indirect compensation and (b) each source for whom the service provider gave you a formula used to determine the indirect compensation instead of an amount or estimated amount of the indirect compensation. Complete as many entries as needed to report the required information for each source.

(a) Enter service provider name as it appears on line 2	**(b)** Service Codes (see instructions)	**(c)** Enter amount of indirect compensation
(d) Enter name and EIN (address) of source of indirect compensation	**(e)** Describe the indirect compensation, including any formula used to determine the service provider's eligibility for or the amount of the indirect compensation.	

(a) Enter service provider name as it appears on line 2	**(b)** Service Codes (see instructions)	**(c)** Enter amount of indirect compensation
(d) Enter name and EIN (address) of source of indirect compensation	**(e)** Describe the indirect compensation, including any formula used to determine the service provider's eligibility for or the amount of the indirect compensation.	

(a) Enter service provider name as it appears on line 2	**(b)** Service Codes (see instructions)	**(c)** Enter amount of indirect compensation
(d) Enter name and EIN (address) of source of indirect compensation	**(e)** Describe the indirect compensation, including any formula used to determine the service provider's eligibility for or the amount of the indirect compensation.	

Part II Service Providers Who Fail or Refuse to Provide Information

4 Provide, to the extent possible, the following information for each service provider who failed or refused to provide the information necessary to complete this Schedule.

(a) Enter name and EIN or address of service provider (see instructions)	**(b)** Nature of Service Code(s)	**(c)** Describe the information that the service provider failed or refused to provide

(a) Enter name and EIN or address of service provider (see instructions)	**(b)** Nature of Service Code(s)	**(c)** Describe the information that the service provider failed or refused to provide

(a) Enter name and EIN or address of service provider (see instructions)	**(b)** Nature of Service Code(s)	**(c)** Describe the information that the service provider failed or refused to provide

(a) Enter name and EIN or address of service provider (see instructions)	**(b)** Nature of Service Code(s)	**(c)** Describe the information that the service provider failed or refused to provide

(a) Enter name and EIN or address of service provider (see instructions)	**(b)** Nature of Service Code(s)	**(c)** Describe the information that the service provider failed or refused to provide

(a) Enter name and EIN or address of service provider (see instructions)	**(b)** Nature of Service Code(s)	**(c)** Describe the information that the service provider failed or refused to provide

Part III Termination Information on Accountants and Enrolled Actuaries (see instructions)

(complete as many entries as needed)

a Name:	**b** EIN:
c Position:	
d Address:	**e** Telephone:

Explanation:

a Name:	**b** EIN:
c Position:	
d Address:	**e** Telephone:

Explanation:

a Name:	**b** EIN:
c Position:	
d Address:	**e** Telephone:

Explanation:

a Name:	**b** EIN:
c Position:	
d Address:	**e** Telephone:

Explanation:

a Name:	**b** EIN:
c Position:	
d Address:	**e** Telephone:

Explanation:

SCHEDULE D (Form 5500)

Department of the Treasury
Internal Revenue Service

Department of Labor
Employee Benefits Security Administration

DFE/Participating Plan Information

This schedule is required to be filed under section 104 of the Employee Retirement Income Security Act of 1974 (ERISA).

▶ **File as an attachment to Form 5500.**

OMB No. 1210-0110

2017

This Form is Open to Public Inspection.

For calendar plan year 2017 or fiscal plan year beginning 01/01/2017 and ending 12/31/2017

A Name of plan
MCANDREWS, HELD & MALLOY, LTD. PROFIT SHARING PLAN

B Three-digit plan number (PN) ▶ 001

C Plan or DFE sponsor's name as shown on line 2a of Form 5500
MCANDREWS, HELD & MALLOY, LTD.

D Employer Identification Number (EIN)
36-3592692

Part I **Information on interests in MTIAs, CCTs, PSAs, and 103-12 IEs (to be completed by plans and DFEs)**
(Complete as many entries as needed to report all interests in DFEs)

a Name of MTIA, CCT, PSA, or 103-12 IE: VANGUARD RETIREMENT SAVINGS TRUST

b Name of sponsor of entity listed in (a): VANGUARD FIDUCIARY TRUST CO.

c EIN-PN	**d** Entity code	**e** Dollar value of interest in MTIA, CCT, PSA, or 103-12 IE at end of year (see instructions)
23-2186884-001	C	6057791

a Name of MTIA, CCT, PSA, or 103-12 IE:

b Name of sponsor of entity listed in (a):

c EIN-PN	**d** Entity code	**e** Dollar value of interest in MTIA, CCT, PSA, or 103-12 IE at end of year (see instructions)

a Name of MTIA, CCT, PSA, or 103-12 IE:

b Name of sponsor of entity listed in (a):

c EIN-PN	**d** Entity code	**e** Dollar value of interest in MTIA, CCT, PSA, or 103-12 IE at end of year (see instructions)

a Name of MTIA, CCT, PSA, or 103-12 IE:

b Name of sponsor of entity listed in (a):

c EIN-PN	**d** Entity code	**e** Dollar value of interest in MTIA, CCT, PSA, or 103-12 IE at end of year (see instructions)

a Name of MTIA, CCT, PSA, or 103-12 IE:

b Name of sponsor of entity listed in (a):

c EIN-PN	**d** Entity code	**e** Dollar value of interest in MTIA, CCT, PSA, or 103-12 IE at end of year (see instructions)

a Name of MTIA, CCT, PSA, or 103-12 IE:

b Name of sponsor of entity listed in (a):

c EIN-PN	**d** Entity code	**e** Dollar value of interest in MTIA, CCT, PSA, or 103-12 IE at end of year (see instructions)

a Name of MTIA, CCT, PSA, or 103-12 IE:

b Name of sponsor of entity listed in (a):

c EIN-PN	**d** Entity code	**e** Dollar value of interest in MTIA, CCT, PSA, or 103-12 IE at end of year (see instructions)

a Name of MTIA, CCT, PSA, or 103-12 IE:

b Name of sponsor of entity listed in (a):

c EIN-PN	**d** Entity code	**e** Dollar value of interest in MTIA, CCT, PSA, or 103-12 IE at end of year (see instructions)

a Name of MTIA, CCT, PSA, or 103-12 IE:

b Name of sponsor of entity listed in (a):

c EIN-PN	**d** Entity code	**e** Dollar value of interest in MTIA, CCT, PSA, or 103-12 IE at end of year (see instructions)

a Name of MTIA, CCT, PSA, or 103-12 IE:

b Name of sponsor of entity listed in (a):

c EIN-PN	**d** Entity code	**e** Dollar value of interest in MTIA, CCT, PSA, or 103-12 IE at end of year (see instructions)

a Name of MTIA, CCT, PSA, or 103-12 IE:

b Name of sponsor of entity listed in (a):

c EIN-PN	**d** Entity code	**e** Dollar value of interest in MTIA, CCT, PSA, or 103-12 IE at end of year (see instructions)

a Name of MTIA, CCT, PSA, or 103-12 IE:

b Name of sponsor of entity listed in (a):

c EIN-PN	**d** Entity code	**e** Dollar value of interest in MTIA, CCT, PSA, or 103-12 IE at end of year (see instructions)

a Name of MTIA, CCT, PSA, or 103-12 IE:

b Name of sponsor of entity listed in (a):

c EIN-PN	**d** Entity code	**e** Dollar value of interest in MTIA, CCT, PSA, or 103-12 IE at end of year (see instructions)

a Name of MTIA, CCT, PSA, or 103-12 IE:

b Name of sponsor of entity listed in (a):

c EIN-PN	**d** Entity code	**e** Dollar value of interest in MTIA, CCT, PSA, or 103-12 IE at end of year (see instructions)

a Name of MTIA, CCT, PSA, or 103-12 IE:

b Name of sponsor of entity listed in (a):

c EIN-PN	**d** Entity code	**e** Dollar value of interest in MTIA, CCT, PSA, or 103-12 IE at end of year (see instructions)

a Name of MTIA, CCT, PSA, or 103-12 IE:

b Name of sponsor of entity listed in (a):

c EIN-PN	**d** Entity code	**e** Dollar value of interest in MTIA, CCT, PSA, or 103-12 IE at end of year (see instructions)

a Name of MTIA, CCT, PSA, or 103-12 IE:

b Name of sponsor of entity listed in (a):

c EIN-PN	**d** Entity code	**e** Dollar value of interest in MTIA, CCT, PSA, or 103-12 IE at end of year (see instructions)

Part II Information on Participating Plans (to be completed by DFEs)

(Complete as many entries as needed to report all participating plans)

a Plan name

b Name of plan sponsor	**c** EIN-PN

a Plan name

b Name of plan sponsor	**c** EIN-PN

a Plan name

b Name of plan sponsor	**c** EIN-PN

a Plan name

b Name of plan sponsor	**c** EIN-PN

a Plan name

b Name of plan sponsor	**c** EIN-PN

a Plan name

b Name of plan sponsor	**c** EIN-PN

a Plan name

b Name of plan sponsor	**c** EIN-PN

a Plan name

b Name of plan sponsor	**c** EIN-PN

a Plan name

b Name of plan sponsor	**c** EIN-PN

a Plan name

b Name of plan sponsor	**c** EIN-PN

a Plan name

b Name of plan sponsor	**c** EIN-PN

a Plan name

b Name of plan sponsor	**c** EIN-PN

a Plan name

b Name of plan sponsor	**c** EIN-PN

a Plan name

b Name of plan sponsor	**c** EIN-PN

SCHEDULE H (Form 5500)

Department of the Treasury
Internal Revenue Service

Department of Labor
Employee Benefits Security Administration

Pension Benefit Guaranty Corporation

Financial Information

This schedule is required to be filed under section 104 of the Employee Retirement Income Security Act of 1974 (ERISA), and section 6058(a) of the Internal Revenue Code (the Code).

▶ **File as an attachment to Form 5500.**

OMB No. 1210-0110

2017

This Form is Open to Public Inspection

For calendar plan year 2017 or fiscal plan year beginning 01/01/2017 and ending 12/31/2017

A Name of plan
MCANDREWS, HELD & MALLOY, LTD. PROFIT SHARING PLAN

B Three-digit plan number (PN) ▶ 001

C Plan sponsor's name as shown on line 2a of Form 5500
MCANDREWS, HELD & MALLOY, LTD.

D Employer Identification Number (EIN)
36-3592692

Part I Asset and Liability Statement

1 Current value of plan assets and liabilities at the beginning and end of the plan year. Combine the value of plan assets held in more than one trust. Report the value of the plan's interest in a commingled fund containing the assets of more than one plan on a line-by-line basis unless the value is reportable on lines 1c(9) through 1c(14). Do not enter the value of that portion of an insurance contract which guarantees, during this plan year, to pay a specific dollar benefit at a future date. **Round off amounts to the nearest dollar.** MTIAs, CCTs, PSAs, and 103-12 IEs do not complete lines 1b(1), 1b(2), 1c(8), 1g, 1h, and 1i. CCTs, PSAs, and 103-12 IEs also do not complete lines 1d and 1e. See instructions.

Assets		(a) Beginning of Year	(b) End of Year
a Total noninterest-bearing cash	1a		
b Receivables (less allowance for doubtful accounts):			
(1) Employer contributions	1b(1)	1929806	2038838
(2) Participant contributions	1b(2)	47868	347105
(3) Other	1b(3)		
c General investments:			
(1) Interest-bearing cash (include money market accounts & certificates of deposit)	1c(1)		
(2) U.S. Government securities	1c(2)		
(3) Corporate debt instruments (other than employer securities):			
(A) Preferred	1c(3)(A)		
(B) All other	1c(3)(B)		
(4) Corporate stocks (other than employer securities):			
(A) Preferred	1c(4)(A)		
(B) Common	1c(4)(B)		
(5) Partnership/joint venture interests	1c(5)		
(6) Real estate (other than employer real property)	1c(6)		
(7) Loans (other than to participants)	1c(7)		
(8) Participant loans	1c(8)	320754	374973
(9) Value of interest in common/collective trusts	1c(9)	6060193	6057791
(10) Value of interest in pooled separate accounts	1c(10)		
(11) Value of interest in master trust investment accounts	1c(11)		
(12) Value of interest in 103-12 investment entities	1c(12)		
(13) Value of interest in registered investment companies (e.g., mutual funds)	1c(13)	64994363	76674278
(14) Value of funds held in insurance company general account (unallocated contracts)	1c(14)		
(15) Other	1c(15)		

			(a) Beginning of Year	(b) End of Year
1d	Employer-related investments:			
	(1) Employer securities	1d(1)		
	(2) Employer real property	1d(2)		
e	Buildings and other property used in plan operation	1e		
f	Total assets (add all amounts in lines 1a through 1e)	1f	73352984	85492985
	Liabilities			
g	Benefit claims payable	1g		
h	Operating payables	1h		
i	Acquisition indebtedness	1i		
j	Other liabilities	1j	185348	3725
k	Total liabilities (add all amounts in lines 1g through1j)	1k	185348	3725
	Net Assets			
l	Net assets (subtract line 1k from line 1f)	1l	73167636	85489260

Part II Income and Expense Statement

2 Plan income, expenses, and changes in net assets for the year. Include all income and expenses of the plan, including any trust(s) or separately maintained fund(s) and any payments/receipts to/from insurance carriers. Round off amounts to the nearest dollar. MTIAs, CCTs, PSAs, and 103-12 IEs do not complete lines 2a, 2b(1)(E), 2e, 2f, and 2g.

	Income		(a) Amount	(b) Total
a	**Contributions:**			
	(1) Received or receivable in cash from: **(A)** Employers	2a(1)(A)	2052668	
	(B) Participants	2a(1)(B)	1413202	
	(C) Others (including rollovers)	2a(1)(C)	53196	
	(2) Noncash contributions	2a(2)		
	(3) Total contributions. Add lines **2a(1)(A), (B), (C),** and line **2a(2)**	2a(3)		3519066
b	**Earnings on investments:**			
	(1) Interest:			
	(A) Interest-bearing cash (including money market accounts and certificates of deposit)	2b(1)(A)		
	(B) U.S. Government securities	2b(1)(B)		
	(C) Corporate debt instruments	2b(1)(C)		
	(D) Loans (other than to participants)	2b(1)(D)		
	(E) Participant loans	2b(1)(E)	15651	
	(F) Other	2b(1)(F)		
	(G) Total interest. Add lines **2b(1)(A)** through **(F)**	2b(1)(G)		15651
	(2) Dividends: **(A)** Preferred stock	2b(2)(A)		
	(B) Common stock	2b(2)(B)		
	(C) Registered investment company shares (e.g. mutual funds)	2b(2)(C)	3717420	
	(D) Total dividends. Add lines **2b(2)(A)**, **(B)**, and **(C)**	2b(2)(D)		3717420
	(3) Rents	2b(3)		
	(4) Net gain (loss) on sale of assets: **(A)** Aggregate proceeds	2b(4)(A)		
	(B) Aggregate carrying amount (see instructions)	2b(4)(B)		
	(C) Subtract line **2b(4)(B)** from line **2b(4)(A)** and enter result	2b(4)(C)		0
	(5) Unrealized appreciation (depreciation) of assets: **(A)** Real estate	2b(5)(A)		
	(B) Other	2b(5)(B)		
	(C) Total unrealized appreciation of assets. Add lines **2b(5)(A)** and **(B)**	2b(5)(C)		0

		(a) Amount	(b) Total
(6) Net investment gain (loss) from common/collective trusts	2b(6)		58092
(7) Net investment gain (loss) from pooled separate accounts	2b(7)		
(8) Net investment gain (loss) from master trust investment accounts	2b(8)		
(9) Net investment gain (loss) from 103-12 investment entities	2b(9)		
(10) Net investment gain (loss) from registered investment companies (e.g., mutual funds)	2b(10)		9182593
c Other income	2c		7295
d Total income. Add all **income** amounts in column (b) and enter total	2d		16500117
Expenses			
e Benefit payment and payments to provide benefits:			
(1) Directly to participants or beneficiaries, including direct rollovers	2e(1)	4177776	
(2) To insurance carriers for the provision of benefits	2e(2)		
(3) Other	2e(3)		
(4) Total benefit payments. Add lines **2e(1)** through **(3)**	2e(4)		4177776
f Corrective distributions (see instructions)	2f		
g Certain deemed distributions of participant loans (see instructions)	2g		
h Interest expense	2h		
i Administrative expenses: (1) Professional fees	2i(1)		
(2) Contract administrator fees	2i(2)	717	
(3) Investment advisory and management fees	2i(3)		
(4) Other	2i(4)		
(5) Total administrative expenses. Add lines **2i(1)** through **(4)**	2i(5)		717
j Total expenses. Add all **expense** amounts in column (b) and enter total	2j		4178493
Net Income and Reconciliation			
k Net income (loss). Subtract line **2j** from line **2d**	2k		12321624
l Transfers of assets:			
(1) To this plan	2l(1)		
(2) From this plan	2l(2)		

Part III Accountant's Opinion

3 Complete lines 3a through 3c if the opinion of an independent qualified public accountant is attached to this Form 5500. Complete line 3d if an opinion is not attached.

a The attached opinion of an independent qualified public accountant for this plan is (see instructions):

(1) [ ] Unqualified (2) [ ] Qualified (3) [X] Disclaimer (4) [ ] Adverse

b Did the accountant perform a limited scope audit pursuant to 29 CFR 2520.103-8 and/or 103-12(d)? [X] Yes [ ] No

c Enter the name and EIN of the accountant (or accounting firm) below:

(1) Name: MILLER, COOPER & CO., LTD (2) EIN: 36-2897372

d The opinion of an independent qualified public accountant is **not attached** because:

(1) [ ] This form is filed for a CCT, PSA, or MTIA. (2) [ ] It will be attached to the next Form 5500 pursuant to 29 CFR 2520.104-50.

Part IV Compliance Questions

4 CCTs and PSAs do not complete Part IV. MTIAs, 103-12 IEs, and GIAs do not complete lines 4a, 4e, 4f, 4g, 4h, 4k, 4m, 4n, or 5. 103-12 IEs also do not complete lines 4j and 4l. MTIAs also do not complete line 4l.

During the plan year:

		Yes	No	Amount
a Was there a failure to transmit to the plan any participant contributions within the time period described in 29 CFR 2510.3-102? Continue to answer "Yes" for any prior year failures until fully corrected. (See instructions and DOL's Voluntary Fiduciary Correction Program.)	4a	X		75502
b Were any loans by the plan or fixed income obligations due the plan in default as of the close of the plan year or classified during the year as uncollectible? Disregard participant loans secured by participant's account balance. (Attach Schedule G (Form 5500) Part I if "Yes" is checked.)	4b		X	

			Yes	No	Amount
c	Were any leases to which the plan was a party in default or classified during the year as uncollectible? (Attach Schedule G (Form 5500) Part II if "Yes" is checked.)	4c		X	
d	Were there any nonexempt transactions with any party-in-interest? (Do not include transactions reported on line 4a. Attach Schedule G (Form 5500) Part III if "Yes" is checked.)	4d		X	
e	Was this plan covered by a fidelity bond?	4e	X		1000000
f	Did the plan have a loss, whether or not reimbursed by the plan's fidelity bond, that was caused by fraud or dishonesty?	4f		X	
g	Did the plan hold any assets whose current value was neither readily determinable on an established market nor set by an independent third party appraiser?	4g		X	
h	Did the plan receive any noncash contributions whose value was neither readily determinable on an established market nor set by an independent third party appraiser?	4h		X	
i	Did the plan have assets held for investment? (Attach schedule(s) of assets if "Yes" is checked, and see instructions for format requirements.)	4i	X		
j	Were any plan transactions or series of transactions in excess of 5% of the current value of plan assets? (Attach schedule of transactions if "Yes" is checked, and see instructions for format requirements.)	4j		X	
k	Were all the plan assets either distributed to participants or beneficiaries, transferred to another plan, or brought under the control of the PBGC?	4k		X	
l	Has the plan failed to provide any benefit when due under the plan?	4l		X	
m	If this is an individual account plan, was there a blackout period? (See instructions and 29 CFR 2520.101-3.)	4m		X	
n	If 4m was answered "Yes," check the "Yes" box if you either provided the required notice or one of the exceptions to providing the notice applied under 29 CFR 2520.101-3.	4n			

5a Has a resolution to terminate the plan been adopted during the plan year or any prior plan year? ☐ Yes ☒ No
If "Yes," enter the amount of any plan assets that reverted to the employer this year _____.

5b If, during this plan year, any assets or liabilities were transferred from this plan to another plan(s), identify the plan(s) to which assets or liabilities were transferred. (See instructions.)

5b(1) Name of plan(s)	**5b(2)** EIN(s)	**5b(3)** PN(s)

5c If the plan is a defined benefit plan, is it covered under the PBGC insurance program (See ERISA section 4021.)? ..... ☐ Yes ☐ No ☐ Not determined
If "Yes" is checked, enter the My PAA confirmation number from the PBGC premium filing for this plan year_____. (See instructions.)

SCHEDULE R (Form 5500)

Department of the Treasury
Internal Revenue Service

Department of Labor
Employee Benefits Security Administration

Pension Benefit Guaranty Corporation

Retirement Plan Information

This schedule is required to be filed under sections 104 and 4065 of the Employee Retirement Income Security Act of 1974 (ERISA) and section 6058(a) of the Internal Revenue Code (the Code).

▶ **File as an attachment to Form 5500.**

OMB No. 1210-0110

2017

This Form is Open to Public Inspection.

For calendar plan year 2017 or fiscal plan year beginning 01/01/2017 and ending 12/31/2017

A Name of plan
MCANDREWS, HELD & MALLOY, LTD. PROFIT SHARING PLAN

B Three-digit plan number (PN) ▶ 001

C Plan sponsor's name as shown on line 2a of Form 5500
MCANDREWS, HELD & MALLOY, LTD.

D Employer Identification Number (EIN)
36-3592692

Part I Distributions

All references to distributions relate only to payments of benefits during the plan year.

1 Total value of distributions paid in property other than in cash or the forms of property specified in the instructions **1** 0

2 Enter the EIN(s) of payor(s) who paid benefits on behalf of the plan to participants or beneficiaries during the year (if more than two, enter EINs of the two payors who paid the greatest dollar amounts of benefits):

EIN(s): 23-2186884

Profit-sharing plans, ESOPs, and stock bonus plans, skip line 3.

3 Number of participants (living or deceased) whose benefits were distributed in a single sum, during the plan year **3**

Part II Funding Information (If the plan is not subject to the minimum funding requirements of section 412 of the Internal Revenue Code or ERISA section 302, skip this Part.)

4 Is the plan administrator making an election under Code section 412(d)(2) or ERISA section 302(d)(2)? ..... ☐ **Yes** ☐ **No** ☐ **N/A**

If the plan is a defined benefit plan, go to line 8.

5 If a waiver of the minimum funding standard for a prior year is being amortized in this plan year, see instructions and enter the date of the ruling letter granting the waiver. **Date:** Month _____ Day _____ Year _____

If you completed line 5, complete lines 3, 9, and 10 of Schedule MB and do not complete the remainder of this schedule.

6 **a** Enter the minimum required contribution for this plan year (include any prior year accumulated funding deficiency not waived) **6a**

b Enter the amount contributed by the employer to the plan for this plan year **6b**

c Subtract the amount in line 6b from the amount in line 6a. Enter the result (enter a minus sign to the left of a negative amount) **6c**

If you completed line 6c, skip lines 8 and 9.

7 Will the minimum funding amount reported on line 6c be met by the funding deadline? ..... ☐ **Yes** ☐ **No** ☐ **N/A**

8 If a change in actuarial cost method was made for this plan year pursuant to a revenue procedure or other authority providing automatic approval for the change or a class ruling letter, does the plan sponsor or plan administrator agree with the change? ..... ☐ **Yes** ☐ **No** ☐ **N/A**

Part III Amendments

9 If this is a defined benefit pension plan, were any amendments adopted during this plan year that increased or decreased the value of benefits? If yes, check the appropriate box. If no, check the "No" box. ..... ☐ **Increase** ☐ **Decrease** ☐ **Both** ☐ **No**

Part IV ESOPs (see instructions). If this is not a plan described under section 409(a) or 4975(e)(7) of the Internal Revenue Code, skip this Part.

10 Were unallocated employer securities or proceeds from the sale of unallocated securities used to repay any exempt loan? ..... ☐ **Yes** ☐ **No**

11 **a** Does the ESOP hold any preferred stock? ..... ☐ **Yes** ☐ **No**

b If the ESOP has an outstanding exempt loan with the employer as lender, is such loan part of a "back-to-back" loan? (See instructions for definition of "back-to-back" loan.) ..... ☐ **Yes** ☐ **No**

12 Does the ESOP hold any stock that is not readily tradable on an established securities market? ..... ☐ **Yes** ☐ **No**

Part V Additional Information for Multiemployer Defined Benefit Pension Plans

13 Enter the following information for each employer that contributed more than 5% of total contributions to the plan during the plan year (measured in dollars). See instructions. *Complete as many entries as needed to report all applicable employers.*

a Name of contributing employer

b EIN **c** Dollar amount contributed by employer

d Date collective bargaining agreement expires *(If employer contributes under more than one collective bargaining agreement, check box* ☐ *and see instructions regarding required attachment. Otherwise, enter the applicable date.)* Month _____ Day _____ Year _____

e Contribution rate information *(If more than one rate applies, check this box* ☐ *and see instructions regarding required attachment. Otherwise, complete lines 13e(1) and 13e(2).)*
(1) Contribution rate (in dollars and cents) _____
(2) Base unit measure: ☐ Hourly ☐ Weekly ☐ Unit of production ☐ Other (specify):

---

a Name of contributing employer

b EIN **c** Dollar amount contributed by employer

d Date collective bargaining agreement expires *(If employer contributes under more than one collective bargaining agreement, check box* ☐ *and see instructions regarding required attachment. Otherwise, enter the applicable date.)* Month _____ Day _____ Year _____

e Contribution rate information *(If more than one rate applies, check this box* ☐ *and see instructions regarding required attachment. Otherwise, complete lines 13e(1) and 13e(2).)*
(1) Contribution rate (in dollars and cents) _____
(2) Base unit measure: ☐ Hourly ☐ Weekly ☐ Unit of production ☐ Other (specify): _____

---

a Name of contributing employer

b EIN **c** Dollar amount contributed by employer

d Date collective bargaining agreement expires *(If employer contributes under more than one collective bargaining agreement, check box* ☐ *and see instructions regarding required attachment. Otherwise, enter the applicable date.)* Month _____ Day _____ Year _____

e Contribution rate information *(If more than one rate applies, check this box* ☐ *and see instructions regarding required attachment. Otherwise, complete lines 13e(1) and 13e(2).)*
(1) Contribution rate (in dollars and cents) _____
(2) Base unit measure: ☐ Hourly ☐ Weekly ☐ Unit of production ☐ Other (specify): _____

---

a Name of contributing employer

b EIN **c** Dollar amount contributed by employer

d Date collective bargaining agreement expires *(If employer contributes under more than one collective bargaining agreement, check box* ☐ *and see instructions regarding required attachment. Otherwise, enter the applicable date.)* Month _____ Day _____ Year _____

e Contribution rate information *(If more than one rate applies, check this box* ☐ *and see instructions regarding required attachment. Otherwise, complete lines 13e(1) and 13e(2).)*
(1) Contribution rate (in dollars and cents) _____
(2) Base unit measure: ☐ Hourly ☐ Weekly ☐ Unit of production ☐ Other (specify): _____

---

a Name of contributing employer

b EIN **c** Dollar amount contributed by employer

d Date collective bargaining agreement expires *(If employer contributes under more than one collective bargaining agreement, check box* ☐ *and see instructions regarding required attachment. Otherwise, enter the applicable date.)* Month _____ Day _____ Year _____

e Contribution rate information *(If more than one rate applies, check this box* ☐ *and see instructions regarding required attachment. Otherwise, complete lines 13e(1) and 13e(2).)*
(1) Contribution rate (in dollars and cents) _____
(2) Base unit measure: ☐ Hourly ☐ Weekly ☐ Unit of production ☐ Other (specify): _____

---

a Name of contributing employer

b EIN **c** Dollar amount contributed by employer

d Date collective bargaining agreement expires *(If employer contributes under more than one collective bargaining agreement, check box* ☐ *and see instructions regarding required attachment. Otherwise, enter the applicable date.)* Month _____ Day _____ Year _____

e Contribution rate information *(If more than one rate applies, check this box* ☐ *and see instructions regarding required attachment. Otherwise, complete lines 13e(1) and 13e(2).)*
(1) Contribution rate (in dollars and cents) _____
(2) Base unit measure: ☐ Hourly ☐ Weekly ☐ Unit of production ☐ Other (specify): _____

---

a Name of contributing employer

b EIN **c** Dollar amount contributed by employer

d Date collective bargaining agreement expires *(If employer contributes under more than one collective bargaining agreement, check box* ☐ *and see instructions regarding required attachment. Otherwise, enter the applicable date.)* Month _____ Day _____ Year _____

e Contribution rate information *(If more than one rate applies, check this box* ☐ *and see instructions regarding required attachment. Otherwise, complete lines 13e(1) and 13e(2).)*
(1) Contribution rate (in dollars and cents) _____
(2) Base unit measure: ☐ Hourly ☐ Weekly ☐ Unit of production ☐ Other (specify): _____

14 Enter the number of participants on whose behalf no contributions were made by an employer as an employer of the participant for:

a The current year	**14a**	
b The plan year immediately preceding the current plan year	**14b**	
c The second preceding plan year	**14c**	

15 Enter the ratio of the number of participants under the plan on whose behalf no employer had an obligation to make an employer contribution during the current plan year to:

a The corresponding number for the plan year immediately preceding the current plan year	**15a**	
b The corresponding number for the second preceding plan year	**15b**	

16 Information with respect to any employers who withdrew from the plan during the preceding plan year:

a Enter the number of employers who withdrew during the preceding plan year	**16a**	
b If line 16a is greater than 0, enter the aggregate amount of withdrawal liability assessed or estimated to be assessed against such withdrawn employers	**16b**	

17 If assets and liabilities from another plan have been transferred to or merged with this plan during the plan year, check box and see instructions regarding supplemental information to be included as an attachment. ☐

Part VI Additional Information for Single-Employer and Multiemployer Defined Benefit Pension Plans

18 If any liabilities to participants or their beneficiaries under the plan as of the end of the plan year consist (in whole or in part) of liabilities to such participants and beneficiaries under two or more pension plans as of immediately before such plan year, check box and see instructions regarding supplemental information to be included as an attachment ☐

19 If the total number of participants is 1,000 or more, complete lines (a) through (c)

a Enter the percentage of plan assets held as:
Stock: _____% Investment-Grade Debt: _____% High-Yield Debt: _____% Real Estate: _____% Other: _____%

b Provide the average duration of the combined investment-grade and high-yield debt:
☐ 0-3 years ☐ 3-6 years ☐ 6-9 years ☐ 9-12 years ☐ 12-15 years ☐ 15-18 years ☐ 18-21 years ☐ 21 years or more

c What duration measure was used to calculate line 19(b)?
☐ Effective duration ☐ Macaulay duration ☐ Modified duration ☐ Other (specify):

McAndrews, Held & Malloy, Ltd.
Profit Sharing Plan

Financial Statements and
Independent Auditors' Report

December 31, 2017 and 2016

Miller Cooper & Co., Ltd.

CONTENTS

	Page
INDEPENDENT AUDITORS' REPORT	3 - 4
FINANCIAL STATEMENTS	
Statements of Net Assets Available for Benefits	5
Statement of Changes in Net Assets Available for Benefits	6
Notes to Financial Statements	7 - 16
SUPPLEMENTAL INFORMATION	
Schedule H, Line 4i - Schedule of Assets (Held at End of Year)	18
Schedule H, Line 4a - Schedule of Delinquent Participant Contributions	19

MILLER COOPER & Co., Ltd

ACCOUNTANTS AND CONSULTANTS

INDEPENDENT AUDITORS' REPORT

Plan Administrator
McAndrews, Held & Malloy, Ltd. Profit Sharing Plan
Chicago, Illinois

Report on the Financial Statements

We were engaged to audit the accompanying financial statements of McAndrews, Held & Malloy, Ltd. Profit Sharing Plan (the Plan), which comprise the statements of net assets available for benefits as of December 31, 2017 and 2016, and the related statement of changes in net assets available for benefits for the year ended December 31, 2017, and the related notes to the financial statements.

Management's Responsibility for the Financial Statements

Management is responsible for the preparation and fair presentation of these financial statements in accordance with accounting principles generally accepted in the United States of America; this includes the design, implementation and maintenance of internal control relevant to the preparation and fair presentation of financial statements that are free from material misstatement, whether due to fraud or error.

Auditors' Responsibility

Our responsibility is to express an opinion on these financial statements based on conducting the audits in accordance with auditing standards generally accepted in the United States of America. Because of the matter described in the Basis for Disclaimer of Opinion paragraph, however, we were not able to obtain sufficient appropriate audit evidence to provide a basis for an audit opinion.

Basis for Disclaimer of Opinion

As permitted by 29 CFR 2520.103-8 of the Department of Labor's Rules and Regulations for Reporting and Disclosure under the Employee Retirement Income Security Act of 1974, the Plan Administrator instructed us not to perform, and we did not perform, any auditing procedures with respect to the information summarized in Note C, which was certified or provided by Vanguard Fiduciary Trust Company, the trustee of the Plan, except for comparing this information with the related information included in the 2017 financial statements. We have been informed by the Plan Administrator that the trustee holds the Plan's assets and executes transactions. The Plan Administrator has obtained certifications from the trustee as of December 31, 2017 and 2016, and for the year ended December 31, 2017, that the information provided to the Plan Administrator by the trustee is complete and accurate.

(Continued)

Disclaimer of Opinion

Because of the significance of the matter described in the Basis for Disclaimer of Opinion paragraph, we have not been able to obtain sufficient appropriate audit evidence to provide a basis for an audit opinion. Accordingly, we do not express an opinion on these financial statements.

Other Matter

The supplemental information as listed in the table of contents, as of December 31, 2017, is required by the Department of Labor's Rules and Regulations for Reporting and Disclosure under the Employee Retirement Income Security Act of 1974 and is presented for the purposes of additional analysis and is not a required part of the financial statements. The supplemental information is the responsibility of the Plan's management. Because of the significance of the matter described in the Basis for Disclaimer of Opinion paragraph, we do not express an opinion on the supplemental information.

Report on Form and Content in Compliance with Department of Labor's Rules and Regulations

The form and content of the information included in the financial statements and supplemental information, other than that derived from the information certified or provided by the trustee, have been audited by us in accordance with auditing standards generally accepted in the United States of America and, in our opinion, are presented in compliance with the Department of Labor's Rules and Regulations for Reporting and Disclosure under the Employee Retirement Income Security Act of 1974.

MILLER, COOPER & CO., LTD.

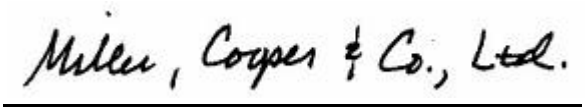

Certified Public Accountants

Deerfield, Illinois
September 27, 2018

FINANCIAL STATEMENTS

McAndrews, Held & Malloy, Ltd.
Profit Sharing Plan
STATEMENTS OF NET ASSETS AVAILABLE FOR BENEFITS
December 31, 2017 and 2016

ASSETS	2017	2016
Investments, at fair value	$ 82,732,069	$ 71,054,556
Receivables		
Participant contributions	347,105	47,868
Employer contributions	2,038,838	1,929,806
Notes from participants	374,973	320,754
	2,760,916	2,298,428
Total Assets	85,492,985	73,352,984
LIABILITIES		
Corrective distributions payable	3,725	185,348
NET ASSETS AVAILABLE FOR BENEFITS	$ 85,489,260	$ 73,167,636

The accompanying notes are an integral part of these statements.

McAndrews, Held & Malloy, Ltd.
Profit Sharing Plan
STATEMENT OF CHANGES IN NET ASSETS AVAILABLE FOR BENEFITS
Year ended December 31, 2017

Additions to net assets attributed to:	
Income	
Net appreciation in fair value of investments	$ 9,189,888
Interest and dividends	3,791,163
	12,981,051
Contributions	
Participant	1,413,202
Rollover	53,196
Employer	2,052,668
	3,519,066
Total additions	16,500,117
Deductions from net assets attributed to:	
Benefits paid to participants	4,177,776
Administrative expenses	717
Total deductions	4,178,493
NET INCREASE	12,321,624
Net assets available for benefits, beginning of year	73,167,636
Net assets available for benefits, end of year	$ 85,489,260

The accompanying notes are an integral part of this statement.

NOTE A - DESCRIPTION OF THE PLAN

The following description of the McAndrews, Held & Malloy, Ltd. Profit Sharing Plan (the Plan) provides only general information. Interested parties should refer to the plan document for a more complete description of the Plan's provisions.

1. General

The Plan is a defined contribution profit sharing and 401(k) plan covering eligible employees of McAndrews, Held & Malloy, Ltd. (the Company). Employees not classified as clerks or temporary employees are eligible to participate upon completion of 12 weeks of service and attaining age 21. Clerks and temporary employees are eligible to participate upon completion of one year of service and attaining age 21. Once employees meet the eligibility requirements, they are automatically enrolled in the Plan with a minimum deferral of 5% of eligible compensation, unless the employee elects not to contribute or to contribute at a different rate. To receive the Company's discretionary profit sharing contribution, employees must meet the eligibility requirements above and be employed on the last day of the Plan year. The Plan is subject to the provisions of the Employee Retirement Income Security Act of 1974 (ERISA).

2. Contributions

The Plan is funded by voluntary contributions of participants and discretionary profit sharing contributions of the Company. Participants may contribute to the Plan, including Roth elective contributions, through regular payroll deductions, an amount subject to limitations imposed by the Internal Revenue Code. Participants may also roll over amounts representing distributions from other qualified employee benefit plans. The Company accrued discretionary profit sharing contributions of $2,038,838 to the Plan for the year ended December 31, 2017. In addition, the Plan Sponsor made corrective contributions of $13,830 for the year ended December 31, 2017.

3. Investment Options

Participants must direct their salary deferral contributions and the Company's contributions into a variety of investment funds made available and determined by the Plan Administrator. Participants may change their investment options at any time.

NOTE A - DESCRIPTION OF THE PLAN (Continued)

4. Participant Accounts

Each participant's account is credited with the participant's contribution, an allocation of the Company's discretionary profit sharing contributions, and an allocation of plan earnings. The Company's discretionary profit sharing contribution is allocated as of the last day of the plan year and is based on a percentage of the participant's eligible compensation for non-shareholder employees (Class B) and on a percentage of the participant's eligible compensation for shareholder employees (Class A), subject to the maximum allowable contribution for such participants. Plan earnings are allocated to participants' accounts in direct proportion to their respective account balances, based on the performance of participants' investment selections. The benefit to which a participant is entitled is the benefit that can be provided from the participant's vested account balance.

5. Vesting

Participants are immediately fully vested in participant and rollover contributions plus the actual earnings thereon. The portion of the participants' accounts attributable to the Company's contributions becomes 20% vested after two years of service and continues to vest at the rate of 20% for each successive year until 100% vested after six years of service. In the event of death, disability, or retirement at designated ages, participants become fully vested.

6. Payment of Benefits

On termination of service, a participant may elect to receive a single, lump-sum payment equal to the value of his or her vested account balance or a direct rollover distribution. In-service withdrawals are permitted to participants who have rollover account balances. Hardship withdrawals are also permitted by the Plan, subject to restrictions.

NOTE A - DESCRIPTION OF THE PLAN (Continued)

7. Notes Receivable from Participants

Notes receivable from participants are measured at their unpaid principal balance plus any accrued but unpaid interest. Participants are permitted to take loans from the Plan of a minimum of $1,000 up to a maximum equal to the lesser of $50,000 or 50% of their vested account balances. The loans are collateralized by the borrowers' respective vested account balances and bear interest ranging from 4.25% to 5.25%. Principal and interest are paid through payroll deductions over a period not to exceed five years. Related interest income totaled $15,651 for the year ended December 31, 2017.

8. Administrative Expenses

Certain expenses incurred maintaining the Plan are paid directly by the Company and are excluded from these financial statements. Investment-related expenses are included in net appreciation in fair value of investments.

9. Forfeitures

At December 31, 2017 and 2016, unallocated plan assets resulting from forfeited nonvested accounts totaled $30,423 and $13,666, respectively. Subsequent to year-end, forfeitures of $30,423 were used to reduce discretionary Company contributions related to the Plan year-ended December 31, 2017. The employer contribution receivable balance at December 31, 2017 is stated net of forfeitures.

NOTE B - SUMMARY OF SIGNIFICANT ACCOUNTING POLICIES

1. Basis of Accounting

The financial statements of the Plan are prepared on the accrual basis of accounting.

NOTE B - SUMMARY OF SIGNIFICANT ACCOUNTING POLICIES (Continued)

2. Fair Value Measurements

Current accounting standards establish a framework for measuring fair value. That framework provides a fair value hierarchy that prioritizes the inputs to valuation techniques used to measure fair value. The hierarchy gives the highest priority to unadjusted quoted prices in active markets for identical assets or liabilities (Level 1 measurements) and the lowest priority to unobservable inputs (Level 3 measurements). The three levels of the fair value hierarchy are described below:

Level 1 Inputs to the valuation methodology are unadjusted quoted market prices for identical assets or liabilities in active markets that the Plan has the ability to access.

Level 2 Inputs to the valuation methodology include the following:

* Quoted prices for similar assets or liabilities in active markets;
* Quoted prices for identical or similar assets or liabilities in inactive markets;
* Inputs other than quoted prices that are observable for the asset or liability;
* Inputs that are derived principally from or corroborated by observable market data by correlation or other means.

If the asset or liability has a specified (contractual) term, the Level 2 input must be observable for substantially the full term of the asset or liability.

Level 3 Inputs to the valuation methodology are unobservable and significant to the fair value measurement.

The asset's or liability's fair value measurement level within the fair value hierarchy is based on the lowest level of any input that is significant to the fair value measurement. Valuation techniques used need to maximize the use of observable inputs and minimize the use of unobservable inputs.

The following is a description of the valuation methodologies used for the Plan's investments measured at fair value. There have been no changes in the methodologies used at December 31, 2017 and 2016.

NOTE B - SUMMARY OF SIGNIFICANT ACCOUNTING POLICIES (Continued)

2. Fair Value Measurements (Continued)

Mutual funds: Valued at the daily closing price as reported by the fund. Mutual funds held by the Plan are open-end mutual funds that are registered with the Securities and Exchange Commission. These funds are required to publish their daily net asset value (NAV) and to transact at that price. The mutual funds held by the Plan are deemed to be actively traded.

Common/collective trust: Valued based on the NAV of units of the common/collective trust. The NAV, as provided by the custodian, is used as a practical expedient to estimating fair value. The NAV is based upon the fair value of the underlying investments comprising the trust less its liabilities. This practical expedient is not used when it is determined to be probable that the fund will sell the investment for an amount different than the reported NAV. Participant transactions (purchases and sales) may occur daily.

The methods described above may produce a fair value calculation that may not be indicative of net realizable value or reflective of future fair values. Furthermore, while the Plan believes that its valuation methods are appropriate and consistent with other market participants, the use of different methodologies or assumptions to determine the fair value of certain financial instruments could result in a different fair value measurement at the reporting date.

The following tables set forth by level, within the fair value hierarchy, the Plan's investments at fair value as of December 31, 2017 and 2016. Classification within the fair value hierarchy table is based on the lowest level of any input that is significant to the fair value measurement.

NOTE B - SUMMARY OF SIGNIFICANT ACCOUNTING POLICIES (Continued)

2. Fair Value Measurements (Continued)

	Plan Assets at Fair Value as of December 31, 2017			
	Level 1	Level 2	Level 3	Total
Mutual funds	$ 76,674,278	$ -	$ -	$ 76,674,278
Total assets in the fair value hierarchy	$ 76,674,278	$ -	$ -	76,674,278
Investments measured at NAV*				6,057,791
Investments, at fair value				$ 82,732,069

	Plan Assets at Fair Value as of December 31, 2016			
	Level 1	Level 2	Level 3	Total
Mutual funds	$ 64,994,363	$ -	$ -	$ 64,994,363
Total assets in the fair value hierarchy	$ 64,994,363	$ -	$ -	64,994,363
Investments measured at NAV*				6,060,193
Investments, at fair value				$ 71,054,556

* Certain investments that were measured at NAV per share (or its equivalent) as a practical expedient have not been classified in the fair value hierarchy. The fair value amounts presented in these tables for such investments are intended to permit reconciliation of the fair value hierarchy to the investments, at fair value line item presented in the statements of net assets available for benefits.

NOTE B - SUMMARY OF SIGNIFICANT ACCOUNTING POLICIES (Continued)

2. Fair Value Measurements (Continued)

The following tables summarize investments for which fair value is measured using the NAV per share practical expedient as of December 31, 2017, and 2016, respectively. There are no participant redemption restrictions for these investments; the redemption notice period is applicable only to the Plan.

	December 31, 2017			
	Fair Value	Unfunded Commitment	Redemption Frequency	Redemption Notice Period
Common/collective trust	$ 6,057,791	$ -	Immediate	None
	$ 6,057,791	$ -		

	December 31, 2016			
	Fair Value	Unfunded Commitment	Redemption Frequency	Redemption Notice Period
Common/collective trust	$ 6,060,193	$ -	Immediate	None
	$ 6,060,193	$ -		

3. Investment Valuation and Income Recognition

Investments are reported at fair value. Fair value is the price that would be received to sell an asset or paid to transfer a liability in an orderly transaction between market participants at the measurement date. The Plan Administrator determines the Plan's valuation policies utilizing information provided by the investment advisers and custodian. See Note B-2 for discussion of fair value measurements.

Purchases and sales of securities are recorded on a trade-date basis. Interest income is recorded on the accrual basis. Dividends are recorded on the ex-dividend date. Net appreciation includes the Plan's gains and losses on investments purchased and sold as well as held during the year.

NOTE B - SUMMARY OF SIGNIFICANT ACCOUNTING POLICIES (Continued)

4. Use of Estimates

In preparing the Plan's financial statements, management is required to make estimates and assumptions that affect the reported amounts of net assets, the disclosure of contingent assets and liabilities at the date of the financial statements, and the reported amounts of changes in net assets during the reporting period. Actual results could differ from those estimates.

5. Payment of Benefits

Benefits are recorded when paid.

6. Accounting for Uncertainty in Income Taxes

Accounting principles generally accepted in the United States of America require plan management to evaluate tax positions taken by the Plan and recognize a tax liability if the Plan has taken an uncertain position that more likely than not would not be sustained upon examination. The Plan is subject to routine audits by taxing jurisdictions; however, there are currently no audits for any tax period in progress.

NOTE C - INFORMATION CERTIFIED BY VANGUARD FIDUCIARY TRUST COMPANY

The following is a summary of the Plan's asset information as of December 31, 2017 and 2016, and for the year ended December 31, 2017, included throughout the Plan's financial statements and supplemental information, that was prepared by or derived from information provided by the trustee and furnished to the Plan Administrator. The Plan Administrator has obtained certifications from the trustee that information provided to the Plan Administrator by the trustee related to the following assets is complete and accurate. Accordingly, as permitted by 29 CFR 2520.103-8 of the United States Department of Labor (DOL) Rules and Regulations for Reporting and Disclosure under ERISA, the Plan Administrator instructed the Plan's independent auditors not to perform any auditing procedures with respect to information which appears throughout the financial statements and supplemental information related to the following assets:

NOTE C - INFORMATION CERTIFIED BY VANGUARD FIDUCIARY TRUST COMPANY
(Continued)

	2017	2016
Investments, at fair value		
Mutual funds	$ 76,674,278	$ 64,994,363
Common/collective trust	6,057,791	6,060,193
Notes receivable from participants	374,973	320,754
	$ 83,107,042	$ 71,375,310

The trustee also certified the completeness and accuracy of $9,189,888 of net appreciation in value of investments and $3,791,163 of interest and dividends related to the aforementioned assets for the year ended December 31, 2017.

NOTE D - INCOME TAX STATUS

The Plan obtained its latest determination letter on April 4, 2014, in which the Internal Revenue Service stated that the Plan, as then designed, was in compliance with the applicable requirements of the Internal Revenue Code. The Plan has been amended since receiving the determination letter. However, the Plan Administrator believes that the Plan is currently designed and being operated in compliance with the applicable provisions of the Internal Revenue Code.

NOTE E - PLAN TERMINATION

Although it has not expressed any intent to do so, the Company has the right under the Plan to discontinue its contributions at any time and to terminate the Plan subject to the provisions of ERISA. In the event of plan termination, participants become fully vested in their respective account balances.

NOTE F - RISKS AND UNCERTAINTIES

The Plan invests in various investment securities. Investment securities are exposed to various risks, such as interest rate, market, and credit risks. Because of the level of risk associated with certain investment securities, it is at least reasonably possible that changes in the values of investment securities will occur in the near term and that such changes could materially affect participants' account balances and the amounts reported in the statements of net assets available for benefits.

NOTE G - PARTY-IN-INTEREST TRANSACTIONS

Plan investments are administered and recorded by Vanguard Group, Inc. Vanguard Group, Inc. is the record-keeper, as defined by the Plan; therefore, these transactions qualify as party-in-interest transactions. Plan investments are held by Vanguard Fiduciary Trust Company. Vanguard Fiduciary Trust Company is the trustee, as defined by the Plan; therefore, these transactions qualify as party-in-interest transactions. Fees paid by the Plan to the record-keeper and trustee are included as a reduction of the return on each investment.

NOTE H - PROHIBITED TRANSACTIONS

During 2016 the Plan Sponsor failed to deposit participant contributions within the required timeframe as stated by the DOL. The DOL considers late deposits to be prohibited transactions as disclosed in the accompanying supplemental information. The Plan Sponsor corrected the 2016 deficiency pursuant to the DOL's Voluntary Fiduciary Correction (VFC) Program.

NOTE I - SUBSEQUENT EVENTS

Plan management has evaluated subsequent events through September 27, 2018, the date that these financial statements were available to be issued. Plan management has determined that no events or transactions have occurred subsequent to the statement of net assets available for benefits date, other than those listed below, that require disclosure in the financial statements.

Effective April 1, 2018, the Plan was amended to allow the Company to establish and maintain reasonable procedures governing the filing of benefit claims by the Plan's participants, and appeals of adverse benefit determinations under the Plan pursuant to Section 503 of ERISA.

Effective August 1, 2018, the Plan was amended to define the contractual limitation period a claimant must commence a civil action under Section 502(a) of ERISA seeking judicial review of all or a portion of an adverse benefit determination. Interested parties should refer to the plan document for a more complete description of the Plan's provisions.

SUPPLEMENTAL INFORMATION

McAndrews, Held & Malloy, Ltd.
Profit Sharing Plan
SCHEDULE H, LINE 4i - SCHEDULE OF ASSETS (HELD AT END OF YEAR)
December 31, 2017

FEIN: 36-3592692
Plan Number: 001

(a)	(b) Identity of issuer, borrower, lessor, or similar party	(c) Description of investment, including maturity date, rate of interest, collateral, par or maturity value	(d) Cost	(e) Current value
*	Mutual Funds (held by Vanguard Fiduciary Trust Company)			
	Metwest	Metwest Total Return Bond	**	$ 6,230,576
*	The Vanguard Group, Inc.	Vanguard 500 Index Fund	**	24,319,228
*	The Vanguard Group, Inc.	Vanguard Explorer Fund	**	9,284,284
*	The Vanguard Group, Inc.	Vanguard International Growth Fund	**	5,267,831
*	The Vanguard Group, Inc.	Vanguard LifeStrategy Conservative Fund	**	2,044,183
*	The Vanguard Group, Inc.	Vanguard Morgan Growth Fund	**	3,529,623
*	The Vanguard Group, Inc.	Vanguard Prime Money Market Fund	**	30,424
*	The Vanguard Group, Inc.	Vanguard Wellington Fund	**	10,421,261
*	The Vanguard Group, Inc.	Vanguard Windsor II Fund	**	11,967,392
	Loomis Sayles	Loomis Sayles High Income Yield	**	2,342,223
	Wells Fargo Advantage	Emerging Markets Equity Fund	**	1,237,253
*	Common/collective trust (held by Vanguard Fiduciary Trust Company)			
*	The Vanguard Group, Inc.	Vanguard Retirement Savings Trust III	**	6,057,791
				82,732,069
*	Notes receivable from participant	Interest ranging from 4.25% to 5.25%	**	374,973
				$ 83,107,042

All current values above represent the fair value for the respective investment.

* Represents a party in interest.

** Cost information omitted with respect to participant- or beneficiary-directed investments.

McAndrews, Held & Malloy, Ltd.
Profit Sharing Plan

SCHEDULE H, LINE 4a - SCHEDULE OF DELINQUENT PARTICIPANT CONTRIBUTIONS
December 31, 2017

FEIN: 36-3592692
Plan Number: 001

Participant contributions transferred late to this plan:	Total that constitute nonexempt prohibited transactions:
$ 75,502	$ 75,502

X	Check here if late participant loan repayments are included	Contributions not corrected	Contributions corrected outside of VFCP	Contributions pending correction in VFCP	Total fully corrected under VFCP and PTE 2002-51
	2016 - Week 9	$ -	$ -	$ 75,502	$ -

McAndrews, Held & Malloy, Ltd.
Profit Sharing Plan

Financial Statements and
Independent Auditors' Report

December 31, 2017 and 2016

Miller Cooper & Co., Ltd.

CONTENTS

	Page
INDEPENDENT AUDITORS' REPORT	3 - 4
FINANCIAL STATEMENTS	
Statements of Net Assets Available for Benefits	5
Statement of Changes in Net Assets Available for Benefits	6
Notes to Financial Statements	7 - 16
SUPPLEMENTAL INFORMATION	
Schedule H, Line 4i - Schedule of Assets (Held at End of Year)	18
Schedule H, Line 4a - Schedule of Delinquent Participant Contributions	19

MILLER COOPER & Co., Ltd

ACCOUNTANTS AND CONSULTANTS

INDEPENDENT AUDITORS' REPORT

Plan Administrator
McAndrews, Held & Malloy, Ltd. Profit Sharing Plan
Chicago, Illinois

Report on the Financial Statements

We were engaged to audit the accompanying financial statements of McAndrews, Held & Malloy, Ltd. Profit Sharing Plan (the Plan), which comprise the statements of net assets available for benefits as of December 31, 2017 and 2016, and the related statement of changes in net assets available for benefits for the year ended December 31, 2017, and the related notes to the financial statements.

Management's Responsibility for the Financial Statements

Management is responsible for the preparation and fair presentation of these financial statements in accordance with accounting principles generally accepted in the United States of America; this includes the design, implementation and maintenance of internal control relevant to the preparation and fair presentation of financial statements that are free from material misstatement, whether due to fraud or error.

Auditors' Responsibility

Our responsibility is to express an opinion on these financial statements based on conducting the audits in accordance with auditing standards generally accepted in the United States of America. Because of the matter described in the Basis for Disclaimer of Opinion paragraph, however, we were not able to obtain sufficient appropriate audit evidence to provide a basis for an audit opinion.

Basis for Disclaimer of Opinion

As permitted by 29 CFR 2520.103-8 of the Department of Labor's Rules and Regulations for Reporting and Disclosure under the Employee Retirement Income Security Act of 1974, the Plan Administrator instructed us not to perform, and we did not perform, any auditing procedures with respect to the information summarized in Note C, which was certified or provided by Vanguard Fiduciary Trust Company, the trustee of the Plan, except for comparing this information with the related information included in the 2017 financial statements. We have been informed by the Plan Administrator that the trustee holds the Plan's assets and executes transactions. The Plan Administrator has obtained certifications from the trustee as of December 31, 2017 and 2016, and for the year ended December 31, 2017, that the information provided to the Plan Administrator by the trustee is complete and accurate.

(Continued)

Disclaimer of Opinion

Because of the significance of the matter described in the Basis for Disclaimer of Opinion paragraph, we have not been able to obtain sufficient appropriate audit evidence to provide a basis for an audit opinion. Accordingly, we do not express an opinion on these financial statements.

Other Matter

The supplemental information as listed in the table of contents, as of December 31, 2017, is required by the Department of Labor's Rules and Regulations for Reporting and Disclosure under the Employee Retirement Income Security Act of 1974 and is presented for the purposes of additional analysis and is not a required part of the financial statements. The supplemental information is the responsibility of the Plan's management. Because of the significance of the matter described in the Basis for Disclaimer of Opinion paragraph, we do not express an opinion on the supplemental information.

Report on Form and Content in Compliance with Department of Labor's Rules and Regulations

The form and content of the information included in the financial statements and supplemental information, other than that derived from the information certified or provided by the trustee, have been audited by us in accordance with auditing standards generally accepted in the United States of America and, in our opinion, are presented in compliance with the Department of Labor's Rules and Regulations for Reporting and Disclosure under the Employee Retirement Income Security Act of 1974.

MILLER, COOPER & CO., LTD.

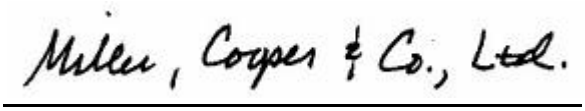

Certified Public Accountants

Deerfield, Illinois
September 27, 2018

FINANCIAL STATEMENTS

McAndrews, Held & Malloy, Ltd.
Profit Sharing Plan
STATEMENTS OF NET ASSETS AVAILABLE FOR BENEFITS
December 31, 2017 and 2016

ASSETS	2017	2016
Investments, at fair value	$ 82,732,069	$ 71,054,556
Receivables		
Participant contributions	347,105	47,868
Employer contributions	2,038,838	1,929,806
Notes from participants	374,973	320,754
	2,760,916	2,298,428
Total Assets	85,492,985	73,352,984
LIABILITIES		
Corrective distributions payable	3,725	185,348
NET ASSETS AVAILABLE FOR BENEFITS	$ 85,489,260	$ 73,167,636

The accompanying notes are an integral part of these statements.

McAndrews, Held & Malloy, Ltd.
Profit Sharing Plan
STATEMENT OF CHANGES IN NET ASSETS AVAILABLE FOR BENEFITS
Year ended December 31, 2017

Additions to net assets attributed to:	
Income	
Net appreciation in fair value of investments	$ 9,189,888
Interest and dividends	3,791,163
	12,981,051
Contributions	
Participant	1,413,202
Rollover	53,196
Employer	2,052,668
	3,519,066
Total additions	16,500,117
Deductions from net assets attributed to:	
Benefits paid to participants	4,177,776
Administrative expenses	717
Total deductions	4,178,493
NET INCREASE	12,321,624
Net assets available for benefits, beginning of year	73,167,636
Net assets available for benefits, end of year	$ 85,489,260

The accompanying notes are an integral part of this statement.

NOTE A - DESCRIPTION OF THE PLAN

The following description of the McAndrews, Held & Malloy, Ltd. Profit Sharing Plan (the Plan) provides only general information. Interested parties should refer to the plan document for a more complete description of the Plan's provisions.

1. General

The Plan is a defined contribution profit sharing and 401(k) plan covering eligible employees of McAndrews, Held & Malloy, Ltd. (the Company). Employees not classified as clerks or temporary employees are eligible to participate upon completion of 12 weeks of service and attaining age 21. Clerks and temporary employees are eligible to participate upon completion of one year of service and attaining age 21. Once employees meet the eligibility requirements, they are automatically enrolled in the Plan with a minimum deferral of 5% of eligible compensation, unless the employee elects not to contribute or to contribute at a different rate. To receive the Company's discretionary profit sharing contribution, employees must meet the eligibility requirements above and be employed on the last day of the Plan year. The Plan is subject to the provisions of the Employee Retirement Income Security Act of 1974 (ERISA).

2. Contributions

The Plan is funded by voluntary contributions of participants and discretionary profit sharing contributions of the Company. Participants may contribute to the Plan, including Roth elective contributions, through regular payroll deductions, an amount subject to limitations imposed by the Internal Revenue Code. Participants may also roll over amounts representing distributions from other qualified employee benefit plans. The Company accrued discretionary profit sharing contributions of $2,038,838 to the Plan for the year ended December 31, 2017. In addition, the Plan Sponsor made corrective contributions of $13,830 for the year ended December 31, 2017.

3. Investment Options

Participants must direct their salary deferral contributions and the Company's contributions into a variety of investment funds made available and determined by the Plan Administrator. Participants may change their investment options at any time.

NOTE A - DESCRIPTION OF THE PLAN (Continued)

4. Participant Accounts

Each participant's account is credited with the participant's contribution, an allocation of the Company's discretionary profit sharing contributions, and an allocation of plan earnings. The Company's discretionary profit sharing contribution is allocated as of the last day of the plan year and is based on a percentage of the participant's eligible compensation for non-shareholder employees (Class B) and on a percentage of the participant's eligible compensation for shareholder employees (Class A), subject to the maximum allowable contribution for such participants. Plan earnings are allocated to participants' accounts in direct proportion to their respective account balances, based on the performance of participants' investment selections. The benefit to which a participant is entitled is the benefit that can be provided from the participant's vested account balance.

5. Vesting

Participants are immediately fully vested in participant and rollover contributions plus the actual earnings thereon. The portion of the participants' accounts attributable to the Company's contributions becomes 20% vested after two years of service and continues to vest at the rate of 20% for each successive year until 100% vested after six years of service. In the event of death, disability, or retirement at designated ages, participants become fully vested.

6. Payment of Benefits

On termination of service, a participant may elect to receive a single, lump-sum payment equal to the value of his or her vested account balance or a direct rollover distribution. In-service withdrawals are permitted to participants who have rollover account balances. Hardship withdrawals are also permitted by the Plan, subject to restrictions.

NOTE A - DESCRIPTION OF THE PLAN (Continued)

7. Notes Receivable from Participants

Notes receivable from participants are measured at their unpaid principal balance plus any accrued but unpaid interest. Participants are permitted to take loans from the Plan of a minimum of $1,000 up to a maximum equal to the lesser of $50,000 or 50% of their vested account balances. The loans are collateralized by the borrowers' respective vested account balances and bear interest ranging from 4.25% to 5.25%. Principal and interest are paid through payroll deductions over a period not to exceed five years. Related interest income totaled $15,651 for the year ended December 31, 2017.

8. Administrative Expenses

Certain expenses incurred maintaining the Plan are paid directly by the Company and are excluded from these financial statements. Investment-related expenses are included in net appreciation in fair value of investments.

9. Forfeitures

At December 31, 2017 and 2016, unallocated plan assets resulting from forfeited nonvested accounts totaled $30,423 and $13,666, respectively. Subsequent to year-end, forfeitures of $30,423 were used to reduce discretionary Company contributions related to the Plan year-ended December 31, 2017. The employer contribution receivable balance at December 31, 2017 is stated net of forfeitures.

NOTE B - SUMMARY OF SIGNIFICANT ACCOUNTING POLICIES

1. Basis of Accounting

The financial statements of the Plan are prepared on the accrual basis of accounting.

NOTE B - SUMMARY OF SIGNIFICANT ACCOUNTING POLICIES (Continued)

2. Fair Value Measurements

Current accounting standards establish a framework for measuring fair value. That framework provides a fair value hierarchy that prioritizes the inputs to valuation techniques used to measure fair value. The hierarchy gives the highest priority to unadjusted quoted prices in active markets for identical assets or liabilities (Level 1 measurements) and the lowest priority to unobservable inputs (Level 3 measurements). The three levels of the fair value hierarchy are described below:

Level 1 Inputs to the valuation methodology are unadjusted quoted market prices for identical assets or liabilities in active markets that the Plan has the ability to access.

Level 2 Inputs to the valuation methodology include the following:

* Quoted prices for similar assets or liabilities in active markets;
* Quoted prices for identical or similar assets or liabilities in inactive markets;
* Inputs other than quoted prices that are observable for the asset or liability;
* Inputs that are derived principally from or corroborated by observable market data by correlation or other means.

If the asset or liability has a specified (contractual) term, the Level 2 input must be observable for substantially the full term of the asset or liability.

Level 3 Inputs to the valuation methodology are unobservable and significant to the fair value measurement.

The asset's or liability's fair value measurement level within the fair value hierarchy is based on the lowest level of any input that is significant to the fair value measurement. Valuation techniques used need to maximize the use of observable inputs and minimize the use of unobservable inputs.

The following is a description of the valuation methodologies used for the Plan's investments measured at fair value. There have been no changes in the methodologies used at December 31, 2017 and 2016.

NOTE B - SUMMARY OF SIGNIFICANT ACCOUNTING POLICIES (Continued)

2. Fair Value Measurements (Continued)

Mutual funds: Valued at the daily closing price as reported by the fund. Mutual funds held by the Plan are open-end mutual funds that are registered with the Securities and Exchange Commission. These funds are required to publish their daily net asset value (NAV) and to transact at that price. The mutual funds held by the Plan are deemed to be actively traded.

Common/collective trust: Valued based on the NAV of units of the common/collective trust. The NAV, as provided by the custodian, is used as a practical expedient to estimating fair value. The NAV is based upon the fair value of the underlying investments comprising the trust less its liabilities. This practical expedient is not used when it is determined to be probable that the fund will sell the investment for an amount different than the reported NAV. Participant transactions (purchases and sales) may occur daily.

The methods described above may produce a fair value calculation that may not be indicative of net realizable value or reflective of future fair values. Furthermore, while the Plan believes that its valuation methods are appropriate and consistent with other market participants, the use of different methodologies or assumptions to determine the fair value of certain financial instruments could result in a different fair value measurement at the reporting date.

The following tables set forth by level, within the fair value hierarchy, the Plan's investments at fair value as of December 31, 2017 and 2016. Classification within the fair value hierarchy table is based on the lowest level of any input that is significant to the fair value measurement.

NOTE B - SUMMARY OF SIGNIFICANT ACCOUNTING POLICIES (Continued)

2. Fair Value Measurements (Continued)

	Plan Assets at Fair Value as of December 31, 2017			
	Level 1	Level 2	Level 3	Total
Mutual funds	$ 76,674,278	$ -	$ -	$ 76,674,278
Total assets in the fair value hierarchy	$ 76,674,278	$ -	$ -	76,674,278
Investments measured at NAV*				6,057,791
Investments, at fair value				$ 82,732,069

	Plan Assets at Fair Value as of December 31, 2016			
	Level 1	Level 2	Level 3	Total
Mutual funds	$ 64,994,363	$ -	$ -	$ 64,994,363
Total assets in the fair value hierarchy	$ 64,994,363	$ -	$ -	64,994,363
Investments measured at NAV*				6,060,193
Investments, at fair value				$ 71,054,556

* Certain investments that were measured at NAV per share (or its equivalent) as a practical expedient have not been classified in the fair value hierarchy. The fair value amounts presented in these tables for such investments are intended to permit reconciliation of the fair value hierarchy to the investments, at fair value line item presented in the statements of net assets available for benefits.

NOTE B - SUMMARY OF SIGNIFICANT ACCOUNTING POLICIES (Continued)

2. Fair Value Measurements (Continued)

The following tables summarize investments for which fair value is measured using the NAV per share practical expedient as of December 31, 2017, and 2016, respectively. There are no participant redemption restrictions for these investments; the redemption notice period is applicable only to the Plan.

	December 31, 2017			
	Fair Value	Unfunded Commitment	Redemption Frequency	Redemption Notice Period
Common/collective trust	$ 6,057,791	$ -	Immediate	None
	$ 6,057,791	$ -		

	December 31, 2016			
	Fair Value	Unfunded Commitment	Redemption Frequency	Redemption Notice Period
Common/collective trust	$ 6,060,193	$ -	Immediate	None
	$ 6,060,193	$ -		

3. Investment Valuation and Income Recognition

Investments are reported at fair value. Fair value is the price that would be received to sell an asset or paid to transfer a liability in an orderly transaction between market participants at the measurement date. The Plan Administrator determines the Plan's valuation policies utilizing information provided by the investment advisers and custodian. See Note B-2 for discussion of fair value measurements.

Purchases and sales of securities are recorded on a trade-date basis. Interest income is recorded on the accrual basis. Dividends are recorded on the ex-dividend date. Net appreciation includes the Plan's gains and losses on investments purchased and sold as well as held during the year.

NOTE B - SUMMARY OF SIGNIFICANT ACCOUNTING POLICIES (Continued)

4. Use of Estimates

In preparing the Plan's financial statements, management is required to make estimates and assumptions that affect the reported amounts of net assets, the disclosure of contingent assets and liabilities at the date of the financial statements, and the reported amounts of changes in net assets during the reporting period. Actual results could differ from those estimates.

5. Payment of Benefits

Benefits are recorded when paid.

6. Accounting for Uncertainty in Income Taxes

Accounting principles generally accepted in the United States of America require plan management to evaluate tax positions taken by the Plan and recognize a tax liability if the Plan has taken an uncertain position that more likely than not would not be sustained upon examination. The Plan is subject to routine audits by taxing jurisdictions; however, there are currently no audits for any tax period in progress.

NOTE C - INFORMATION CERTIFIED BY VANGUARD FIDUCIARY TRUST COMPANY

The following is a summary of the Plan's asset information as of December 31, 2017 and 2016, and for the year ended December 31, 2017, included throughout the Plan's financial statements and supplemental information, that was prepared by or derived from information provided by the trustee and furnished to the Plan Administrator. The Plan Administrator has obtained certifications from the trustee that information provided to the Plan Administrator by the trustee related to the following assets is complete and accurate. Accordingly, as permitted by 29 CFR 2520.103-8 of the United States Department of Labor (DOL) Rules and Regulations for Reporting and Disclosure under ERISA, the Plan Administrator instructed the Plan's independent auditors not to perform any auditing procedures with respect to information which appears throughout the financial statements and supplemental information related to the following assets:

NOTE C - INFORMATION CERTIFIED BY VANGUARD FIDUCIARY TRUST COMPANY
(Continued)

	2017	2016
Investments, at fair value		
Mutual funds	$ 76,674,278	$ 64,994,363
Common/collective trust	6,057,791	6,060,193
Notes receivable from participants	374,973	320,754
	$ 83,107,042	$ 71,375,310

The trustee also certified the completeness and accuracy of $9,189,888 of net appreciation in value of investments and $3,791,163 of interest and dividends related to the aforementioned assets for the year ended December 31, 2017.

NOTE D - INCOME TAX STATUS

The Plan obtained its latest determination letter on April 4, 2014, in which the Internal Revenue Service stated that the Plan, as then designed, was in compliance with the applicable requirements of the Internal Revenue Code. The Plan has been amended since receiving the determination letter. However, the Plan Administrator believes that the Plan is currently designed and being operated in compliance with the applicable provisions of the Internal Revenue Code.

NOTE E - PLAN TERMINATION

Although it has not expressed any intent to do so, the Company has the right under the Plan to discontinue its contributions at any time and to terminate the Plan subject to the provisions of ERISA. In the event of plan termination, participants become fully vested in their respective account balances.

NOTE F - RISKS AND UNCERTAINTIES

The Plan invests in various investment securities. Investment securities are exposed to various risks, such as interest rate, market, and credit risks. Because of the level of risk associated with certain investment securities, it is at least reasonably possible that changes in the values of investment securities will occur in the near term and that such changes could materially affect participants' account balances and the amounts reported in the statements of net assets available for benefits.

NOTE G - PARTY-IN-INTEREST TRANSACTIONS

Plan investments are administered and recorded by Vanguard Group, Inc. Vanguard Group, Inc. is the record-keeper, as defined by the Plan; therefore, these transactions qualify as party-in-interest transactions. Plan investments are held by Vanguard Fiduciary Trust Company. Vanguard Fiduciary Trust Company is the trustee, as defined by the Plan; therefore, these transactions qualify as party-in-interest transactions. Fees paid by the Plan to the record-keeper and trustee are included as a reduction of the return on each investment.

NOTE H - PROHIBITED TRANSACTIONS

During 2016 the Plan Sponsor failed to deposit participant contributions within the required timeframe as stated by the DOL. The DOL considers late deposits to be prohibited transactions as disclosed in the accompanying supplemental information. The Plan Sponsor corrected the 2016 deficiency pursuant to the DOL's Voluntary Fiduciary Correction (VFC) Program.

NOTE I - SUBSEQUENT EVENTS

Plan management has evaluated subsequent events through September 27, 2018, the date that these financial statements were available to be issued. Plan management has determined that no events or transactions have occurred subsequent to the statement of net assets available for benefits date, other than those listed below, that require disclosure in the financial statements.

Effective April 1, 2018, the Plan was amended to allow the Company to establish and maintain reasonable procedures governing the filing of benefit claims by the Plan's participants, and appeals of adverse benefit determinations under the Plan pursuant to Section 503 of ERISA.

Effective August 1, 2018, the Plan was amended to define the contractual limitation period a claimant must commence a civil action under Section 502(a) of ERISA seeking judicial review of all or a portion of an adverse benefit determination. Interested parties should refer to the plan document for a more complete description of the Plan's provisions.

SUPPLEMENTAL INFORMATION

McAndrews, Held & Malloy, Ltd.
Profit Sharing Plan
SCHEDULE H, LINE 4i - SCHEDULE OF ASSETS (HELD AT END OF YEAR)
December 31, 2017

FEIN: 36-3592692
Plan Number: 001

(a)	(b) Identity of issuer, borrower, lessor, or similar party	(c) Description of investment, including maturity date, rate of interest, collateral, par or maturity value	(d) Cost	(e) Current value
*	Mutual Funds (held by Vanguard Fiduciary Trust Company)			
	Metwest	Metwest Total Return Bond	**	$ 6,230,576
*	The Vanguard Group, Inc.	Vanguard 500 Index Fund	**	24,319,228
*	The Vanguard Group, Inc.	Vanguard Explorer Fund	**	9,284,284
*	The Vanguard Group, Inc.	Vanguard International Growth Fund	**	5,267,831
*	The Vanguard Group, Inc.	Vanguard LifeStrategy Conservative Fund	**	2,044,183
*	The Vanguard Group, Inc.	Vanguard Morgan Growth Fund	**	3,529,623
*	The Vanguard Group, Inc.	Vanguard Prime Money Market Fund	**	30,424
*	The Vanguard Group, Inc.	Vanguard Wellington Fund	**	10,421,261
*	The Vanguard Group, Inc.	Vanguard Windsor II Fund	**	11,967,392
	Loomis Sayles	Loomis Sayles High Income Yield	**	2,342,223
	Wells Fargo Advantage	Emerging Markets Equity Fund	**	1,237,253
*	Common/collective trust (held by Vanguard Fiduciary Trust Company)			
*	The Vanguard Group, Inc.	Vanguard Retirement Savings Trust III	**	6,057,791
				82,732,069
*	Notes receivable from participant	Interest ranging from 4.25% to 5.25%	**	374,973
				$ 83,107,042

All current values above represent the fair value for the respective investment.

* Represents a party in interest.

** Cost information omitted with respect to participant- or beneficiary-directed investments.

McAndrews, Held & Malloy, Ltd.
Profit Sharing Plan

SCHEDULE H, LINE 4a - SCHEDULE OF DELINQUENT PARTICIPANT CONTRIBUTIONS
December 31, 2017

FEIN: 36-3592692
Plan Number: 001

Participant contributions transferred late to this plan:	Total that constitute nonexempt prohibited transactions:
$ 75,502	$ 75,502

X	Check here if late participant loan repayments are included	Contributions not corrected	Contributions corrected outside of VFCP	Contributions pending correction in VFCP	Total fully corrected under VFCP and PTE 2002-51
	2016 - Week 9	$ -	$ -	$ 75,502	$ -

McAndrews, Held & Malloy, Ltd.
Profit Sharing Plan

Financial Statements and
Independent Auditors' Report

December 31, 2017 and 2016

Miller Cooper & Co., Ltd.

CONTENTS

	Page
INDEPENDENT AUDITORS' REPORT	3 - 4
FINANCIAL STATEMENTS	
Statements of Net Assets Available for Benefits	5
Statement of Changes in Net Assets Available for Benefits	6
Notes to Financial Statements	7 - 16
SUPPLEMENTAL INFORMATION	
Schedule H, Line 4i - Schedule of Assets (Held at End of Year)	18
Schedule H, Line 4a - Schedule of Delinquent Participant Contributions	19

MILLER COOPER & Co., Ltd

ACCOUNTANTS AND CONSULTANTS

INDEPENDENT AUDITORS' REPORT

Plan Administrator
McAndrews, Held & Malloy, Ltd. Profit Sharing Plan
Chicago, Illinois

Report on the Financial Statements

We were engaged to audit the accompanying financial statements of McAndrews, Held & Malloy, Ltd. Profit Sharing Plan (the Plan), which comprise the statements of net assets available for benefits as of December 31, 2017 and 2016, and the related statement of changes in net assets available for benefits for the year ended December 31, 2017, and the related notes to the financial statements.

Management's Responsibility for the Financial Statements

Management is responsible for the preparation and fair presentation of these financial statements in accordance with accounting principles generally accepted in the United States of America; this includes the design, implementation and maintenance of internal control relevant to the preparation and fair presentation of financial statements that are free from material misstatement, whether due to fraud or error.

Auditors' Responsibility

Our responsibility is to express an opinion on these financial statements based on conducting the audits in accordance with auditing standards generally accepted in the United States of America. Because of the matter described in the Basis for Disclaimer of Opinion paragraph, however, we were not able to obtain sufficient appropriate audit evidence to provide a basis for an audit opinion.

Basis for Disclaimer of Opinion

As permitted by 29 CFR 2520.103-8 of the Department of Labor's Rules and Regulations for Reporting and Disclosure under the Employee Retirement Income Security Act of 1974, the Plan Administrator instructed us not to perform, and we did not perform, any auditing procedures with respect to the information summarized in Note C, which was certified or provided by Vanguard Fiduciary Trust Company, the trustee of the Plan, except for comparing this information with the related information included in the 2017 financial statements. We have been informed by the Plan Administrator that the trustee holds the Plan's assets and executes transactions. The Plan Administrator has obtained certifications from the trustee as of December 31, 2017 and 2016, and for the year ended December 31, 2017, that the information provided to the Plan Administrator by the trustee is complete and accurate.

(Continued)

Disclaimer of Opinion

Because of the significance of the matter described in the Basis for Disclaimer of Opinion paragraph, we have not been able to obtain sufficient appropriate audit evidence to provide a basis for an audit opinion. Accordingly, we do not express an opinion on these financial statements.

Other Matter

The supplemental information as listed in the table of contents, as of December 31, 2017, is required by the Department of Labor's Rules and Regulations for Reporting and Disclosure under the Employee Retirement Income Security Act of 1974 and is presented for the purposes of additional analysis and is not a required part of the financial statements. The supplemental information is the responsibility of the Plan's management. Because of the significance of the matter described in the Basis for Disclaimer of Opinion paragraph, we do not express an opinion on the supplemental information.

Report on Form and Content in Compliance with Department of Labor's Rules and Regulations

The form and content of the information included in the financial statements and supplemental information, other than that derived from the information certified or provided by the trustee, have been audited by us in accordance with auditing standards generally accepted in the United States of America and, in our opinion, are presented in compliance with the Department of Labor's Rules and Regulations for Reporting and Disclosure under the Employee Retirement Income Security Act of 1974.

MILLER, COOPER & CO., LTD.

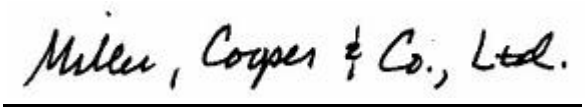

Certified Public Accountants

Deerfield, Illinois
September 27, 2018

FINANCIAL STATEMENTS

McAndrews, Held & Malloy, Ltd.
Profit Sharing Plan
STATEMENTS OF NET ASSETS AVAILABLE FOR BENEFITS
December 31, 2017 and 2016

ASSETS	2017	2016
Investments, at fair value	$ 82,732,069	$ 71,054,556
Receivables		
Participant contributions	347,105	47,868
Employer contributions	2,038,838	1,929,806
Notes from participants	374,973	320,754
	2,760,916	2,298,428
Total Assets	85,492,985	73,352,984
LIABILITIES		
Corrective distributions payable	3,725	185,348
NET ASSETS AVAILABLE FOR BENEFITS	$ 85,489,260	$ 73,167,636

The accompanying notes are an integral part of these statements.

McAndrews, Held & Malloy, Ltd.
Profit Sharing Plan
STATEMENT OF CHANGES IN NET ASSETS AVAILABLE FOR BENEFITS
Year ended December 31, 2017

Additions to net assets attributed to:	
Income	
Net appreciation in fair value of investments	$ 9,189,888
Interest and dividends	3,791,163
	12,981,051
Contributions	
Participant	1,413,202
Rollover	53,196
Employer	2,052,668
	3,519,066
Total additions	16,500,117
Deductions from net assets attributed to:	
Benefits paid to participants	4,177,776
Administrative expenses	717
Total deductions	4,178,493
NET INCREASE	12,321,624
Net assets available for benefits, beginning of year	73,167,636
Net assets available for benefits, end of year	$ 85,489,260

The accompanying notes are an integral part of this statement.

NOTE A - DESCRIPTION OF THE PLAN

The following description of the McAndrews, Held & Malloy, Ltd. Profit Sharing Plan (the Plan) provides only general information. Interested parties should refer to the plan document for a more complete description of the Plan's provisions.

1. General

The Plan is a defined contribution profit sharing and 401(k) plan covering eligible employees of McAndrews, Held & Malloy, Ltd. (the Company). Employees not classified as clerks or temporary employees are eligible to participate upon completion of 12 weeks of service and attaining age 21. Clerks and temporary employees are eligible to participate upon completion of one year of service and attaining age 21. Once employees meet the eligibility requirements, they are automatically enrolled in the Plan with a minimum deferral of 5% of eligible compensation, unless the employee elects not to contribute or to contribute at a different rate. To receive the Company's discretionary profit sharing contribution, employees must meet the eligibility requirements above and be employed on the last day of the Plan year. The Plan is subject to the provisions of the Employee Retirement Income Security Act of 1974 (ERISA).

2. Contributions

The Plan is funded by voluntary contributions of participants and discretionary profit sharing contributions of the Company. Participants may contribute to the Plan, including Roth elective contributions, through regular payroll deductions, an amount subject to limitations imposed by the Internal Revenue Code. Participants may also roll over amounts representing distributions from other qualified employee benefit plans. The Company accrued discretionary profit sharing contributions of $2,038,838 to the Plan for the year ended December 31, 2017. In addition, the Plan Sponsor made corrective contributions of $13,830 for the year ended December 31, 2017.

3. Investment Options

Participants must direct their salary deferral contributions and the Company's contributions into a variety of investment funds made available and determined by the Plan Administrator. Participants may change their investment options at any time.

NOTE A - DESCRIPTION OF THE PLAN (Continued)

4. Participant Accounts

Each participant's account is credited with the participant's contribution, an allocation of the Company's discretionary profit sharing contributions, and an allocation of plan earnings. The Company's discretionary profit sharing contribution is allocated as of the last day of the plan year and is based on a percentage of the participant's eligible compensation for non-shareholder employees (Class B) and on a percentage of the participant's eligible compensation for shareholder employees (Class A), subject to the maximum allowable contribution for such participants. Plan earnings are allocated to participants' accounts in direct proportion to their respective account balances, based on the performance of participants' investment selections. The benefit to which a participant is entitled is the benefit that can be provided from the participant's vested account balance.

5. Vesting

Participants are immediately fully vested in participant and rollover contributions plus the actual earnings thereon. The portion of the participants' accounts attributable to the Company's contributions becomes 20% vested after two years of service and continues to vest at the rate of 20% for each successive year until 100% vested after six years of service. In the event of death, disability, or retirement at designated ages, participants become fully vested.

6. Payment of Benefits

On termination of service, a participant may elect to receive a single, lump-sum payment equal to the value of his or her vested account balance or a direct rollover distribution. In-service withdrawals are permitted to participants who have rollover account balances. Hardship withdrawals are also permitted by the Plan, subject to restrictions.

NOTE A - DESCRIPTION OF THE PLAN (Continued)

7. Notes Receivable from Participants

Notes receivable from participants are measured at their unpaid principal balance plus any accrued but unpaid interest. Participants are permitted to take loans from the Plan of a minimum of $1,000 up to a maximum equal to the lesser of $50,000 or 50% of their vested account balances. The loans are collateralized by the borrowers' respective vested account balances and bear interest ranging from 4.25% to 5.25%. Principal and interest are paid through payroll deductions over a period not to exceed five years. Related interest income totaled $15,651 for the year ended December 31, 2017.

8. Administrative Expenses

Certain expenses incurred maintaining the Plan are paid directly by the Company and are excluded from these financial statements. Investment-related expenses are included in net appreciation in fair value of investments.

9. Forfeitures

At December 31, 2017 and 2016, unallocated plan assets resulting from forfeited nonvested accounts totaled $30,423 and $13,666, respectively. Subsequent to year-end, forfeitures of $30,423 were used to reduce discretionary Company contributions related to the Plan year-ended December 31, 2017. The employer contribution receivable balance at December 31, 2017 is stated net of forfeitures.

NOTE B - SUMMARY OF SIGNIFICANT ACCOUNTING POLICIES

1. Basis of Accounting

The financial statements of the Plan are prepared on the accrual basis of accounting.

NOTE B - SUMMARY OF SIGNIFICANT ACCOUNTING POLICIES (Continued)

2. Fair Value Measurements

Current accounting standards establish a framework for measuring fair value. That framework provides a fair value hierarchy that prioritizes the inputs to valuation techniques used to measure fair value. The hierarchy gives the highest priority to unadjusted quoted prices in active markets for identical assets or liabilities (Level 1 measurements) and the lowest priority to unobservable inputs (Level 3 measurements). The three levels of the fair value hierarchy are described below:

Level 1 Inputs to the valuation methodology are unadjusted quoted market prices for identical assets or liabilities in active markets that the Plan has the ability to access.

Level 2 Inputs to the valuation methodology include the following:

* Quoted prices for similar assets or liabilities in active markets;
* Quoted prices for identical or similar assets or liabilities in inactive markets;
* Inputs other than quoted prices that are observable for the asset or liability;
* Inputs that are derived principally from or corroborated by observable market data by correlation or other means.

If the asset or liability has a specified (contractual) term, the Level 2 input must be observable for substantially the full term of the asset or liability.

Level 3 Inputs to the valuation methodology are unobservable and significant to the fair value measurement.

The asset's or liability's fair value measurement level within the fair value hierarchy is based on the lowest level of any input that is significant to the fair value measurement. Valuation techniques used need to maximize the use of observable inputs and minimize the use of unobservable inputs.

The following is a description of the valuation methodologies used for the Plan's investments measured at fair value. There have been no changes in the methodologies used at December 31, 2017 and 2016.

NOTE B - SUMMARY OF SIGNIFICANT ACCOUNTING POLICIES (Continued)

2. Fair Value Measurements (Continued)

Mutual funds: Valued at the daily closing price as reported by the fund. Mutual funds held by the Plan are open-end mutual funds that are registered with the Securities and Exchange Commission. These funds are required to publish their daily net asset value (NAV) and to transact at that price. The mutual funds held by the Plan are deemed to be actively traded.

Common/collective trust: Valued based on the NAV of units of the common/collective trust. The NAV, as provided by the custodian, is used as a practical expedient to estimating fair value. The NAV is based upon the fair value of the underlying investments comprising the trust less its liabilities. This practical expedient is not used when it is determined to be probable that the fund will sell the investment for an amount different than the reported NAV. Participant transactions (purchases and sales) may occur daily.

The methods described above may produce a fair value calculation that may not be indicative of net realizable value or reflective of future fair values. Furthermore, while the Plan believes that its valuation methods are appropriate and consistent with other market participants, the use of different methodologies or assumptions to determine the fair value of certain financial instruments could result in a different fair value measurement at the reporting date.

The following tables set forth by level, within the fair value hierarchy, the Plan's investments at fair value as of December 31, 2017 and 2016. Classification within the fair value hierarchy table is based on the lowest level of any input that is significant to the fair value measurement.

NOTE B - SUMMARY OF SIGNIFICANT ACCOUNTING POLICIES (Continued)

2. Fair Value Measurements (Continued)

	Plan Assets at Fair Value as of December 31, 2017			
	Level 1	Level 2	Level 3	Total
Mutual funds	$ 76,674,278	$ -	$ -	$ 76,674,278
Total assets in the fair value hierarchy	$ 76,674,278	$ -	$ -	76,674,278
Investments measured at NAV*				6,057,791
Investments, at fair value				$ 82,732,069

	Plan Assets at Fair Value as of December 31, 2016			
	Level 1	Level 2	Level 3	Total
Mutual funds	$ 64,994,363	$ -	$ -	$ 64,994,363
Total assets in the fair value hierarchy	$ 64,994,363	$ -	$ -	64,994,363
Investments measured at NAV*				6,060,193
Investments, at fair value				$ 71,054,556

* Certain investments that were measured at NAV per share (or its equivalent) as a practical expedient have not been classified in the fair value hierarchy. The fair value amounts presented in these tables for such investments are intended to permit reconciliation of the fair value hierarchy to the investments, at fair value line item presented in the statements of net assets available for benefits.

NOTE B - SUMMARY OF SIGNIFICANT ACCOUNTING POLICIES (Continued)

2. Fair Value Measurements (Continued)

The following tables summarize investments for which fair value is measured using the NAV per share practical expedient as of December 31, 2017, and 2016, respectively. There are no participant redemption restrictions for these investments; the redemption notice period is applicable only to the Plan.

	December 31, 2017			
	Fair Value	Unfunded Commitment	Redemption Frequency	Redemption Notice Period
Common/collective trust	$ 6,057,791	$ -	Immediate	None
	$ 6,057,791	$ -		

	December 31, 2016			
	Fair Value	Unfunded Commitment	Redemption Frequency	Redemption Notice Period
Common/collective trust	$ 6,060,193	$ -	Immediate	None
	$ 6,060,193	$ -		

3. Investment Valuation and Income Recognition

Investments are reported at fair value. Fair value is the price that would be received to sell an asset or paid to transfer a liability in an orderly transaction between market participants at the measurement date. The Plan Administrator determines the Plan's valuation policies utilizing information provided by the investment advisers and custodian. See Note B-2 for discussion of fair value measurements.

Purchases and sales of securities are recorded on a trade-date basis. Interest income is recorded on the accrual basis. Dividends are recorded on the ex-dividend date. Net appreciation includes the Plan's gains and losses on investments purchased and sold as well as held during the year.

NOTE B - SUMMARY OF SIGNIFICANT ACCOUNTING POLICIES (Continued)

4. Use of Estimates

In preparing the Plan's financial statements, management is required to make estimates and assumptions that affect the reported amounts of net assets, the disclosure of contingent assets and liabilities at the date of the financial statements, and the reported amounts of changes in net assets during the reporting period. Actual results could differ from those estimates.

5. Payment of Benefits

Benefits are recorded when paid.

6. Accounting for Uncertainty in Income Taxes

Accounting principles generally accepted in the United States of America require plan management to evaluate tax positions taken by the Plan and recognize a tax liability if the Plan has taken an uncertain position that more likely than not would not be sustained upon examination. The Plan is subject to routine audits by taxing jurisdictions; however, there are currently no audits for any tax period in progress.

NOTE C - INFORMATION CERTIFIED BY VANGUARD FIDUCIARY TRUST COMPANY

The following is a summary of the Plan's asset information as of December 31, 2017 and 2016, and for the year ended December 31, 2017, included throughout the Plan's financial statements and supplemental information, that was prepared by or derived from information provided by the trustee and furnished to the Plan Administrator. The Plan Administrator has obtained certifications from the trustee that information provided to the Plan Administrator by the trustee related to the following assets is complete and accurate. Accordingly, as permitted by 29 CFR 2520.103-8 of the United States Department of Labor (DOL) Rules and Regulations for Reporting and Disclosure under ERISA, the Plan Administrator instructed the Plan's independent auditors not to perform any auditing procedures with respect to information which appears throughout the financial statements and supplemental information related to the following assets:

NOTE C - INFORMATION CERTIFIED BY VANGUARD FIDUCIARY TRUST COMPANY
(Continued)

	2017	2016
Investments, at fair value		
Mutual funds	$ 76,674,278	$ 64,994,363
Common/collective trust	6,057,791	6,060,193
Notes receivable from participants	374,973	320,754
	$ 83,107,042	$ 71,375,310

The trustee also certified the completeness and accuracy of $9,189,888 of net appreciation in value of investments and $3,791,163 of interest and dividends related to the aforementioned assets for the year ended December 31, 2017.

NOTE D - INCOME TAX STATUS

The Plan obtained its latest determination letter on April 4, 2014, in which the Internal Revenue Service stated that the Plan, as then designed, was in compliance with the applicable requirements of the Internal Revenue Code. The Plan has been amended since receiving the determination letter. However, the Plan Administrator believes that the Plan is currently designed and being operated in compliance with the applicable provisions of the Internal Revenue Code.

NOTE E - PLAN TERMINATION

Although it has not expressed any intent to do so, the Company has the right under the Plan to discontinue its contributions at any time and to terminate the Plan subject to the provisions of ERISA. In the event of plan termination, participants become fully vested in their respective account balances.

NOTE F - RISKS AND UNCERTAINTIES

The Plan invests in various investment securities. Investment securities are exposed to various risks, such as interest rate, market, and credit risks. Because of the level of risk associated with certain investment securities, it is at least reasonably possible that changes in the values of investment securities will occur in the near term and that such changes could materially affect participants' account balances and the amounts reported in the statements of net assets available for benefits.

NOTE G - PARTY-IN-INTEREST TRANSACTIONS

Plan investments are administered and recorded by Vanguard Group, Inc. Vanguard Group, Inc. is the record-keeper, as defined by the Plan; therefore, these transactions qualify as party-in-interest transactions. Plan investments are held by Vanguard Fiduciary Trust Company. Vanguard Fiduciary Trust Company is the trustee, as defined by the Plan; therefore, these transactions qualify as party-in-interest transactions. Fees paid by the Plan to the record-keeper and trustee are included as a reduction of the return on each investment.

NOTE H - PROHIBITED TRANSACTIONS

During 2016 the Plan Sponsor failed to deposit participant contributions within the required timeframe as stated by the DOL. The DOL considers late deposits to be prohibited transactions as disclosed in the accompanying supplemental information. The Plan Sponsor corrected the 2016 deficiency pursuant to the DOL's Voluntary Fiduciary Correction (VFC) Program.

NOTE I - SUBSEQUENT EVENTS

Plan management has evaluated subsequent events through September 27, 2018, the date that these financial statements were available to be issued. Plan management has determined that no events or transactions have occurred subsequent to the statement of net assets available for benefits date, other than those listed below, that require disclosure in the financial statements.

Effective April 1, 2018, the Plan was amended to allow the Company to establish and maintain reasonable procedures governing the filing of benefit claims by the Plan's participants, and appeals of adverse benefit determinations under the Plan pursuant to Section 503 of ERISA.

Effective August 1, 2018, the Plan was amended to define the contractual limitation period a claimant must commence a civil action under Section 502(a) of ERISA seeking judicial review of all or a portion of an adverse benefit determination. Interested parties should refer to the plan document for a more complete description of the Plan's provisions.

SUPPLEMENTAL INFORMATION

McAndrews, Held & Malloy, Ltd.
Profit Sharing Plan
SCHEDULE H, LINE 4i - SCHEDULE OF ASSETS (HELD AT END OF YEAR)
December 31, 2017

FEIN: 36-3592692
Plan Number: 001

(a)	(b) Identity of issuer, borrower, lessor, or similar party	(c) Description of investment, including maturity date, rate of interest, collateral, par or maturity value	(d) Cost	(e) Current value
*	Mutual Funds (held by Vanguard Fiduciary Trust Company)			
	Metwest	Metwest Total Return Bond	**	$ 6,230,576
*	The Vanguard Group, Inc.	Vanguard 500 Index Fund	**	24,319,228
*	The Vanguard Group, Inc.	Vanguard Explorer Fund	**	9,284,284
*	The Vanguard Group, Inc.	Vanguard International Growth Fund	**	5,267,831
*	The Vanguard Group, Inc.	Vanguard LifeStrategy Conservative Fund	**	2,044,183
*	The Vanguard Group, Inc.	Vanguard Morgan Growth Fund	**	3,529,623
*	The Vanguard Group, Inc.	Vanguard Prime Money Market Fund	**	30,424
*	The Vanguard Group, Inc.	Vanguard Wellington Fund	**	10,421,261
*	The Vanguard Group, Inc.	Vanguard Windsor II Fund	**	11,967,392
	Loomis Sayles	Loomis Sayles High Income Yield	**	2,342,223
	Wells Fargo Advantage	Emerging Markets Equity Fund	**	1,237,253
*	Common/collective trust (held by Vanguard Fiduciary Trust Company)			
*	The Vanguard Group, Inc.	Vanguard Retirement Savings Trust III	**	6,057,791
				82,732,069
*	Notes receivable from participant	Interest ranging from 4.25% to 5.25%	**	374,973
				$ 83,107,042

All current values above represent the fair value for the respective investment.

* Represents a party in interest.

** Cost information omitted with respect to participant- or beneficiary-directed investments.

McAndrews, Held & Malloy, Ltd.
Profit Sharing Plan

SCHEDULE H, LINE 4a - SCHEDULE OF DELINQUENT PARTICIPANT CONTRIBUTIONS
December 31, 2017

FEIN: 36-3592692
Plan Number: 001

Participant contributions transferred late to this plan:	Total that constitute nonexempt prohibited transactions:
$ 75,502	$ 75,502

X	Check here if late participant loan repayments are included	Contributions not corrected	Contributions corrected outside of VFCP	Contributions pending correction in VFCP	Total fully corrected under VFCP and PTE 2002-51
	2016 - Week 9	$ -	$ -	$ 75,502	$ -

McAndrews, Held & Malloy, Ltd.
Profit Sharing Plan

Financial Statements and
Independent Auditors' Report

December 31, 2017 and 2016

Miller Cooper & Co., Ltd.

CONTENTS

	Page
INDEPENDENT AUDITORS' REPORT	3 - 4
FINANCIAL STATEMENTS	
Statements of Net Assets Available for Benefits	5
Statement of Changes in Net Assets Available for Benefits	6
Notes to Financial Statements	7 - 16
SUPPLEMENTAL INFORMATION	
Schedule H, Line 4i - Schedule of Assets (Held at End of Year)	18
Schedule H, Line 4a - Schedule of Delinquent Participant Contributions	19

MILLER COOPER & Co., Ltd

ACCOUNTANTS AND CONSULTANTS

INDEPENDENT AUDITORS' REPORT

Plan Administrator
McAndrews, Held & Malloy, Ltd. Profit Sharing Plan
Chicago, Illinois

Report on the Financial Statements

We were engaged to audit the accompanying financial statements of McAndrews, Held & Malloy, Ltd. Profit Sharing Plan (the Plan), which comprise the statements of net assets available for benefits as of December 31, 2017 and 2016, and the related statement of changes in net assets available for benefits for the year ended December 31, 2017, and the related notes to the financial statements.

Management's Responsibility for the Financial Statements

Management is responsible for the preparation and fair presentation of these financial statements in accordance with accounting principles generally accepted in the United States of America; this includes the design, implementation and maintenance of internal control relevant to the preparation and fair presentation of financial statements that are free from material misstatement, whether due to fraud or error.

Auditors' Responsibility

Our responsibility is to express an opinion on these financial statements based on conducting the audits in accordance with auditing standards generally accepted in the United States of America. Because of the matter described in the Basis for Disclaimer of Opinion paragraph, however, we were not able to obtain sufficient appropriate audit evidence to provide a basis for an audit opinion.

Basis for Disclaimer of Opinion

As permitted by 29 CFR 2520.103-8 of the Department of Labor's Rules and Regulations for Reporting and Disclosure under the Employee Retirement Income Security Act of 1974, the Plan Administrator instructed us not to perform, and we did not perform, any auditing procedures with respect to the information summarized in Note C, which was certified or provided by Vanguard Fiduciary Trust Company, the trustee of the Plan, except for comparing this information with the related information included in the 2017 financial statements. We have been informed by the Plan Administrator that the trustee holds the Plan's assets and executes transactions. The Plan Administrator has obtained certifications from the trustee as of December 31, 2017 and 2016, and for the year ended December 31, 2017, that the information provided to the Plan Administrator by the trustee is complete and accurate.

(Continued)

Disclaimer of Opinion

Because of the significance of the matter described in the Basis for Disclaimer of Opinion paragraph, we have not been able to obtain sufficient appropriate audit evidence to provide a basis for an audit opinion. Accordingly, we do not express an opinion on these financial statements.

Other Matter

The supplemental information as listed in the table of contents, as of December 31, 2017, is required by the Department of Labor's Rules and Regulations for Reporting and Disclosure under the Employee Retirement Income Security Act of 1974 and is presented for the purposes of additional analysis and is not a required part of the financial statements. The supplemental information is the responsibility of the Plan's management. Because of the significance of the matter described in the Basis for Disclaimer of Opinion paragraph, we do not express an opinion on the supplemental information.

Report on Form and Content in Compliance with Department of Labor's Rules and Regulations

The form and content of the information included in the financial statements and supplemental information, other than that derived from the information certified or provided by the trustee, have been audited by us in accordance with auditing standards generally accepted in the United States of America and, in our opinion, are presented in compliance with the Department of Labor's Rules and Regulations for Reporting and Disclosure under the Employee Retirement Income Security Act of 1974.

MILLER, COOPER & CO., LTD.

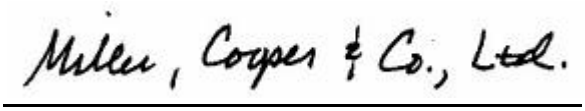

Certified Public Accountants

Deerfield, Illinois
September 27, 2018

FINANCIAL STATEMENTS

McAndrews, Held & Malloy, Ltd.
Profit Sharing Plan
STATEMENTS OF NET ASSETS AVAILABLE FOR BENEFITS
December 31, 2017 and 2016

ASSETS	2017	2016
Investments, at fair value	$ 82,732,069	$ 71,054,556
Receivables		
Participant contributions	347,105	47,868
Employer contributions	2,038,838	1,929,806
Notes from participants	374,973	320,754
	2,760,916	2,298,428
Total Assets	85,492,985	73,352,984
LIABILITIES		
Corrective distributions payable	3,725	185,348
NET ASSETS AVAILABLE FOR BENEFITS	$ 85,489,260	$ 73,167,636

The accompanying notes are an integral part of these statements.

McAndrews, Held & Malloy, Ltd.
Profit Sharing Plan
STATEMENT OF CHANGES IN NET ASSETS AVAILABLE FOR BENEFITS
Year ended December 31, 2017

Additions to net assets attributed to:	
Income	
Net appreciation in fair value of investments	$ 9,189,888
Interest and dividends	3,791,163
	12,981,051
Contributions	
Participant	1,413,202
Rollover	53,196
Employer	2,052,668
	3,519,066
Total additions	16,500,117
Deductions from net assets attributed to:	
Benefits paid to participants	4,177,776
Administrative expenses	717
Total deductions	4,178,493
NET INCREASE	12,321,624
Net assets available for benefits, beginning of year	73,167,636
Net assets available for benefits, end of year	$ 85,489,260

The accompanying notes are an integral part of this statement.

NOTE A - DESCRIPTION OF THE PLAN

The following description of the McAndrews, Held & Malloy, Ltd. Profit Sharing Plan (the Plan) provides only general information. Interested parties should refer to the plan document for a more complete description of the Plan's provisions.

1. General

The Plan is a defined contribution profit sharing and 401(k) plan covering eligible employees of McAndrews, Held & Malloy, Ltd. (the Company). Employees not classified as clerks or temporary employees are eligible to participate upon completion of 12 weeks of service and attaining age 21. Clerks and temporary employees are eligible to participate upon completion of one year of service and attaining age 21. Once employees meet the eligibility requirements, they are automatically enrolled in the Plan with a minimum deferral of 5% of eligible compensation, unless the employee elects not to contribute or to contribute at a different rate. To receive the Company's discretionary profit sharing contribution, employees must meet the eligibility requirements above and be employed on the last day of the Plan year. The Plan is subject to the provisions of the Employee Retirement Income Security Act of 1974 (ERISA).

2. Contributions

The Plan is funded by voluntary contributions of participants and discretionary profit sharing contributions of the Company. Participants may contribute to the Plan, including Roth elective contributions, through regular payroll deductions, an amount subject to limitations imposed by the Internal Revenue Code. Participants may also roll over amounts representing distributions from other qualified employee benefit plans. The Company accrued discretionary profit sharing contributions of $2,038,838 to the Plan for the year ended December 31, 2017. In addition, the Plan Sponsor made corrective contributions of $13,830 for the year ended December 31, 2017.

3. Investment Options

Participants must direct their salary deferral contributions and the Company's contributions into a variety of investment funds made available and determined by the Plan Administrator. Participants may change their investment options at any time.

NOTE A - DESCRIPTION OF THE PLAN (Continued)

4. Participant Accounts

Each participant's account is credited with the participant's contribution, an allocation of the Company's discretionary profit sharing contributions, and an allocation of plan earnings. The Company's discretionary profit sharing contribution is allocated as of the last day of the plan year and is based on a percentage of the participant's eligible compensation for non-shareholder employees (Class B) and on a percentage of the participant's eligible compensation for shareholder employees (Class A), subject to the maximum allowable contribution for such participants. Plan earnings are allocated to participants' accounts in direct proportion to their respective account balances, based on the performance of participants' investment selections. The benefit to which a participant is entitled is the benefit that can be provided from the participant's vested account balance.

5. Vesting

Participants are immediately fully vested in participant and rollover contributions plus the actual earnings thereon. The portion of the participants' accounts attributable to the Company's contributions becomes 20% vested after two years of service and continues to vest at the rate of 20% for each successive year until 100% vested after six years of service. In the event of death, disability, or retirement at designated ages, participants become fully vested.

6. Payment of Benefits

On termination of service, a participant may elect to receive a single, lump-sum payment equal to the value of his or her vested account balance or a direct rollover distribution. In-service withdrawals are permitted to participants who have rollover account balances. Hardship withdrawals are also permitted by the Plan, subject to restrictions.

NOTE A - DESCRIPTION OF THE PLAN (Continued)

7. Notes Receivable from Participants

Notes receivable from participants are measured at their unpaid principal balance plus any accrued but unpaid interest. Participants are permitted to take loans from the Plan of a minimum of $1,000 up to a maximum equal to the lesser of $50,000 or 50% of their vested account balances. The loans are collateralized by the borrowers' respective vested account balances and bear interest ranging from 4.25% to 5.25%. Principal and interest are paid through payroll deductions over a period not to exceed five years. Related interest income totaled $15,651 for the year ended December 31, 2017.

8. Administrative Expenses

Certain expenses incurred maintaining the Plan are paid directly by the Company and are excluded from these financial statements. Investment-related expenses are included in net appreciation in fair value of investments.

9. Forfeitures

At December 31, 2017 and 2016, unallocated plan assets resulting from forfeited nonvested accounts totaled $30,423 and $13,666, respectively. Subsequent to year-end, forfeitures of $30,423 were used to reduce discretionary Company contributions related to the Plan year-ended December 31, 2017. The employer contribution receivable balance at December 31, 2017 is stated net of forfeitures.

NOTE B - SUMMARY OF SIGNIFICANT ACCOUNTING POLICIES

1. Basis of Accounting

The financial statements of the Plan are prepared on the accrual basis of accounting.

NOTE B - SUMMARY OF SIGNIFICANT ACCOUNTING POLICIES (Continued)

2. Fair Value Measurements

Current accounting standards establish a framework for measuring fair value. That framework provides a fair value hierarchy that prioritizes the inputs to valuation techniques used to measure fair value. The hierarchy gives the highest priority to unadjusted quoted prices in active markets for identical assets or liabilities (Level 1 measurements) and the lowest priority to unobservable inputs (Level 3 measurements). The three levels of the fair value hierarchy are described below:

Level 1 Inputs to the valuation methodology are unadjusted quoted market prices for identical assets or liabilities in active markets that the Plan has the ability to access.

Level 2 Inputs to the valuation methodology include the following:

* Quoted prices for similar assets or liabilities in active markets;
* Quoted prices for identical or similar assets or liabilities in inactive markets;
* Inputs other than quoted prices that are observable for the asset or liability;
* Inputs that are derived principally from or corroborated by observable market data by correlation or other means.

If the asset or liability has a specified (contractual) term, the Level 2 input must be observable for substantially the full term of the asset or liability.

Level 3 Inputs to the valuation methodology are unobservable and significant to the fair value measurement.

The asset's or liability's fair value measurement level within the fair value hierarchy is based on the lowest level of any input that is significant to the fair value measurement. Valuation techniques used need to maximize the use of observable inputs and minimize the use of unobservable inputs.

The following is a description of the valuation methodologies used for the Plan's investments measured at fair value. There have been no changes in the methodologies used at December 31, 2017 and 2016.

NOTE B - SUMMARY OF SIGNIFICANT ACCOUNTING POLICIES (Continued)

2. Fair Value Measurements (Continued)

Mutual funds: Valued at the daily closing price as reported by the fund. Mutual funds held by the Plan are open-end mutual funds that are registered with the Securities and Exchange Commission. These funds are required to publish their daily net asset value (NAV) and to transact at that price. The mutual funds held by the Plan are deemed to be actively traded.

Common/collective trust: Valued based on the NAV of units of the common/collective trust. The NAV, as provided by the custodian, is used as a practical expedient to estimating fair value. The NAV is based upon the fair value of the underlying investments comprising the trust less its liabilities. This practical expedient is not used when it is determined to be probable that the fund will sell the investment for an amount different than the reported NAV. Participant transactions (purchases and sales) may occur daily.

The methods described above may produce a fair value calculation that may not be indicative of net realizable value or reflective of future fair values. Furthermore, while the Plan believes that its valuation methods are appropriate and consistent with other market participants, the use of different methodologies or assumptions to determine the fair value of certain financial instruments could result in a different fair value measurement at the reporting date.

The following tables set forth by level, within the fair value hierarchy, the Plan's investments at fair value as of December 31, 2017 and 2016. Classification within the fair value hierarchy table is based on the lowest level of any input that is significant to the fair value measurement.

NOTE B - SUMMARY OF SIGNIFICANT ACCOUNTING POLICIES (Continued)

2. Fair Value Measurements (Continued)

	Plan Assets at Fair Value as of December 31, 2017			
	Level 1	Level 2	Level 3	Total
Mutual funds	$ 76,674,278	$ -	$ -	$ 76,674,278
Total assets in the fair value hierarchy	$ 76,674,278	$ -	$ -	76,674,278
Investments measured at NAV*				6,057,791
Investments, at fair value				$ 82,732,069

	Plan Assets at Fair Value as of December 31, 2016			
	Level 1	Level 2	Level 3	Total
Mutual funds	$ 64,994,363	$ -	$ -	$ 64,994,363
Total assets in the fair value hierarchy	$ 64,994,363	$ -	$ -	64,994,363
Investments measured at NAV*				6,060,193
Investments, at fair value				$ 71,054,556

* Certain investments that were measured at NAV per share (or its equivalent) as a practical expedient have not been classified in the fair value hierarchy. The fair value amounts presented in these tables for such investments are intended to permit reconciliation of the fair value hierarchy to the investments, at fair value line item presented in the statements of net assets available for benefits.

NOTE B - SUMMARY OF SIGNIFICANT ACCOUNTING POLICIES (Continued)

2. Fair Value Measurements (Continued)

The following tables summarize investments for which fair value is measured using the NAV per share practical expedient as of December 31, 2017, and 2016, respectively. There are no participant redemption restrictions for these investments; the redemption notice period is applicable only to the Plan.

	December 31, 2017			
	Fair Value	Unfunded Commitment	Redemption Frequency	Redemption Notice Period
Common/collective trust	$ 6,057,791	$ -	Immediate	None
	$ 6,057,791	$ -		

	December 31, 2016			
	Fair Value	Unfunded Commitment	Redemption Frequency	Redemption Notice Period
Common/collective trust	$ 6,060,193	$ -	Immediate	None
	$ 6,060,193	$ -		

3. Investment Valuation and Income Recognition

Investments are reported at fair value. Fair value is the price that would be received to sell an asset or paid to transfer a liability in an orderly transaction between market participants at the measurement date. The Plan Administrator determines the Plan's valuation policies utilizing information provided by the investment advisers and custodian. See Note B-2 for discussion of fair value measurements.

Purchases and sales of securities are recorded on a trade-date basis. Interest income is recorded on the accrual basis. Dividends are recorded on the ex-dividend date. Net appreciation includes the Plan's gains and losses on investments purchased and sold as well as held during the year.

NOTE B - SUMMARY OF SIGNIFICANT ACCOUNTING POLICIES (Continued)

4. Use of Estimates

In preparing the Plan's financial statements, management is required to make estimates and assumptions that affect the reported amounts of net assets, the disclosure of contingent assets and liabilities at the date of the financial statements, and the reported amounts of changes in net assets during the reporting period. Actual results could differ from those estimates.

5. Payment of Benefits

Benefits are recorded when paid.

6. Accounting for Uncertainty in Income Taxes

Accounting principles generally accepted in the United States of America require plan management to evaluate tax positions taken by the Plan and recognize a tax liability if the Plan has taken an uncertain position that more likely than not would not be sustained upon examination. The Plan is subject to routine audits by taxing jurisdictions; however, there are currently no audits for any tax period in progress.

NOTE C - INFORMATION CERTIFIED BY VANGUARD FIDUCIARY TRUST COMPANY

The following is a summary of the Plan's asset information as of December 31, 2017 and 2016, and for the year ended December 31, 2017, included throughout the Plan's financial statements and supplemental information, that was prepared by or derived from information provided by the trustee and furnished to the Plan Administrator. The Plan Administrator has obtained certifications from the trustee that information provided to the Plan Administrator by the trustee related to the following assets is complete and accurate. Accordingly, as permitted by 29 CFR 2520.103-8 of the United States Department of Labor (DOL) Rules and Regulations for Reporting and Disclosure under ERISA, the Plan Administrator instructed the Plan's independent auditors not to perform any auditing procedures with respect to information which appears throughout the financial statements and supplemental information related to the following assets:

NOTE C - INFORMATION CERTIFIED BY VANGUARD FIDUCIARY TRUST COMPANY
(Continued)

	2017	2016
Investments, at fair value		
Mutual funds	$ 76,674,278	$ 64,994,363
Common/collective trust	6,057,791	6,060,193
Notes receivable from participants	374,973	320,754
	$ 83,107,042	$ 71,375,310

The trustee also certified the completeness and accuracy of $9,189,888 of net appreciation in value of investments and $3,791,163 of interest and dividends related to the aforementioned assets for the year ended December 31, 2017.

NOTE D - INCOME TAX STATUS

The Plan obtained its latest determination letter on April 4, 2014, in which the Internal Revenue Service stated that the Plan, as then designed, was in compliance with the applicable requirements of the Internal Revenue Code. The Plan has been amended since receiving the determination letter. However, the Plan Administrator believes that the Plan is currently designed and being operated in compliance with the applicable provisions of the Internal Revenue Code.

NOTE E - PLAN TERMINATION

Although it has not expressed any intent to do so, the Company has the right under the Plan to discontinue its contributions at any time and to terminate the Plan subject to the provisions of ERISA. In the event of plan termination, participants become fully vested in their respective account balances.

NOTE F - RISKS AND UNCERTAINTIES

The Plan invests in various investment securities. Investment securities are exposed to various risks, such as interest rate, market, and credit risks. Because of the level of risk associated with certain investment securities, it is at least reasonably possible that changes in the values of investment securities will occur in the near term and that such changes could materially affect participants' account balances and the amounts reported in the statements of net assets available for benefits.

NOTE G - PARTY-IN-INTEREST TRANSACTIONS

Plan investments are administered and recorded by Vanguard Group, Inc. Vanguard Group, Inc. is the record-keeper, as defined by the Plan; therefore, these transactions qualify as party-in-interest transactions. Plan investments are held by Vanguard Fiduciary Trust Company. Vanguard Fiduciary Trust Company is the trustee, as defined by the Plan; therefore, these transactions qualify as party-in-interest transactions. Fees paid by the Plan to the record-keeper and trustee are included as a reduction of the return on each investment.

NOTE H - PROHIBITED TRANSACTIONS

During 2016 the Plan Sponsor failed to deposit participant contributions within the required timeframe as stated by the DOL. The DOL considers late deposits to be prohibited transactions as disclosed in the accompanying supplemental information. The Plan Sponsor corrected the 2016 deficiency pursuant to the DOL's Voluntary Fiduciary Correction (VFC) Program.

NOTE I - SUBSEQUENT EVENTS

Plan management has evaluated subsequent events through September 27, 2018, the date that these financial statements were available to be issued. Plan management has determined that no events or transactions have occurred subsequent to the statement of net assets available for benefits date, other than those listed below, that require disclosure in the financial statements.

Effective April 1, 2018, the Plan was amended to allow the Company to establish and maintain reasonable procedures governing the filing of benefit claims by the Plan's participants, and appeals of adverse benefit determinations under the Plan pursuant to Section 503 of ERISA.

Effective August 1, 2018, the Plan was amended to define the contractual limitation period a claimant must commence a civil action under Section 502(a) of ERISA seeking judicial review of all or a portion of an adverse benefit determination. Interested parties should refer to the plan document for a more complete description of the Plan's provisions.

SUPPLEMENTAL INFORMATION

McAndrews, Held & Malloy, Ltd.
Profit Sharing Plan
SCHEDULE H, LINE 4i - SCHEDULE OF ASSETS (HELD AT END OF YEAR)
December 31, 2017

FEIN: 36-3592692
Plan Number: 001

(a)	(b) Identity of issuer, borrower, lessor, or similar party	(c) Description of investment, including maturity date, rate of interest, collateral, par or maturity value	(d) Cost	(e) Current value
*	Mutual Funds (held by Vanguard Fiduciary Trust Company)			
	Metwest	Metwest Total Return Bond	**	$ 6,230,576
*	The Vanguard Group, Inc.	Vanguard 500 Index Fund	**	24,319,228
*	The Vanguard Group, Inc.	Vanguard Explorer Fund	**	9,284,284
*	The Vanguard Group, Inc.	Vanguard International Growth Fund	**	5,267,831
*	The Vanguard Group, Inc.	Vanguard LifeStrategy Conservative Fund	**	2,044,183
*	The Vanguard Group, Inc.	Vanguard Morgan Growth Fund	**	3,529,623
*	The Vanguard Group, Inc.	Vanguard Prime Money Market Fund	**	30,424
*	The Vanguard Group, Inc.	Vanguard Wellington Fund	**	10,421,261
*	The Vanguard Group, Inc.	Vanguard Windsor II Fund	**	11,967,392
	Loomis Sayles	Loomis Sayles High Income Yield	**	2,342,223
	Wells Fargo Advantage	Emerging Markets Equity Fund	**	1,237,253
*	Common/collective trust (held by Vanguard Fiduciary Trust Company)			
*	The Vanguard Group, Inc.	Vanguard Retirement Savings Trust III	**	6,057,791
				82,732,069
*	Notes receivable from participant	Interest ranging from 4.25% to 5.25%	**	374,973
				$ 83,107,042

All current values above represent the fair value for the respective investment.

* Represents a party in interest.

** Cost information omitted with respect to participant- or beneficiary-directed investments.

McAndrews, Held & Malloy, Ltd.
Profit Sharing Plan

SCHEDULE H, LINE 4a - SCHEDULE OF DELINQUENT PARTICIPANT CONTRIBUTIONS
December 31, 2017

FEIN: 36-3592692
Plan Number: 001

Participant contributions transferred late to this plan:	Total that constitute nonexempt prohibited transactions:
$ 75,502	$ 75,502

X	Check here if late participant loan repayments are included	Contributions not corrected	Contributions corrected outside of VFCP	Contributions pending correction in VFCP	Total fully corrected under VFCP and PTE 2002-51
	2016 - Week 9	$ -	$ -	$ 75,502	$ -