Form 5500

Department of the Treasury
Internal Revenue Service

Department of Labor
Employee Benefits Security Administration

Pension Benefit Guaranty Corporation

Annual Return/Report of Employee Benefit Plan

This form is required to be filed for employee benefit plans under sections 104 and 4065 of the Employee Retirement Income Security Act of 1974 (ERISA) and sections 6057(b) and 6058(a) of the Internal Revenue Code (the Code).

▶ **Complete all entries in accordance with the instructions to the Form 5500.**

OMB Nos. 1210-0110
1210-0089

2017

This Form is Open to Public Inspection

Part I Annual Report Identification Information

For calendar plan year 2017 or fiscal plan year beginning 01/01/2017 and ending 12/31/2017

A This return/report is for:
- [ ] a multiemployer plan
- [ ] a multiple-employer plan (Filers checking this box must attach a list of participating employer information in accordance with the form instructions.)
- [X] a single-employer plan
- [ ] a DFE (specify) ____

B This return/report is:
- [ ] the first return/report
- [ ] the final return/report
- [ ] an amended return/report
- [ ] a short plan year return/report (less than 12 months)

C If the plan is a collectively-bargained plan, check here. . . . . ▶ [ ]

D Check box if filing under:
- [X] Form 5558
- [ ] automatic extension
- [ ] the DFVC program
- [ ] special extension (enter description)

Part II Basic Plan Information—enter all requested information

1a Name of plan
ADVANCED INTEGRATION TECHNOLOGY 401(K) PLAN

1b Three-digit plan number (PN) ▶ 001

1c Effective date of plan 01/25/2006

2a Plan sponsor's name (employer, if for a single-employer plan)
Mailing address (include room, apt., suite no. and street, or P.O. Box)
City or town, state or province, country, and ZIP or foreign postal code (if foreign, see instructions)

ADVANCED INTEGRATION TECHNOLOGY LP

CARRIE CASTELLANOS
2805 E. PLANO PARKWAY
SUITE 300
PLANO, TX 75074

2b Employer Identification Number (EIN)
47-2414568

2c Plan Sponsor's telephone number
972-423-8354

2d Business code (see instructions)
541512

Caution: A penalty for the late or incomplete filing of this return/report will be assessed unless reasonable cause is established.

Under penalties of perjury and other penalties set forth in the instructions, I declare that I have examined this return/report, including accompanying schedules, statements and attachments, as well as the electronic version of this return/report, and to the best of my knowledge and belief, it is true, correct, and complete.

SIGN HERE	Filed with authorized/valid electronic signature.	10/09/2018	CARRIE CASTELLANOS
	Signature of plan administrator	Date	Enter name of individual signing as plan administrator
SIGN HERE			
	Signature of employer/plan sponsor	Date	Enter name of individual signing as employer or plan sponsor
SIGN HERE			
	Signature of DFE	Date	Enter name of individual signing as DFE

3a Plan administrator's name and address [X] Same as Plan Sponsor	**3b** Administrator's EIN	
	3c Administrator's telephone number	
4 If the name and/or EIN of the plan sponsor or the plan name has changed since the last return/report filed for this plan, enter the plan sponsor's name, EIN, the plan name and the plan number from the last return/report: **a** Sponsor's name **c** Plan Name	**4b** EIN **4d** PN	
5 Total number of participants at the beginning of the plan year	**5**	479
6 Number of participants as of the end of the plan year unless otherwise stated (welfare plans complete only lines **6a(1), 6a(2), 6b, 6c,** and **6d**).		
a(1) Total number of active participants at the beginning of the plan year	**6a(1)**	402
a(2) Total number of active participants at the end of the plan year	**6a(2)**	567
b Retired or separated participants receiving benefits	**6b**	0
c Other retired or separated participants entitled to future benefits	**6c**	106
d Subtotal. Add lines **6a(2)**, **6b**, and **6c**	**6d**	673
e Deceased participants whose beneficiaries are receiving or are entitled to receive benefits.	**6e**	0
f Total. Add lines **6d** and **6e**.	**6f**	673
g Number of participants with account balances as of the end of the plan year (only defined contribution plans complete this item)	**6g**	636
h Number of participants who terminated employment during the plan year with accrued benefits that were less than 100% vested	**6h**	0
7 Enter the total number of employers obligated to contribute to the plan (only multiemployer plans complete this item)	**7**	

8a If the plan provides pension benefits, enter the applicable pension feature codes from the List of Plan Characteristics Codes in the instructions:

2F 2G 2J 2K 2R 2T 3D

b If the plan provides welfare benefits, enter the applicable welfare feature codes from the List of Plan Characteristics Codes in the instructions:

9a Plan funding arrangement (check all that apply)		**9b** Plan benefit arrangement (check all that apply)	
(1)	[ ] Insurance	**(1)**	[ ] Insurance
(2)	[ ] Code section 412(e)(3) insurance contracts	**(2)**	[ ] Code section 412(e)(3) insurance contracts
(3)	[X] Trust	**(3)**	[X] Trust
(4)	[ ] General assets of the sponsor	**(4)**	[ ] General assets of the sponsor

10 Check all applicable boxes in 10a and 10b to indicate which schedules are attached, and, where indicated, enter the number attached. (See instructions)

a Pension Schedules

- **(1)** [X] **R** (Retirement Plan Information)
- **(2)** [ ] **MB** (Multiemployer Defined Benefit Plan and Certain Money Purchase Plan Actuarial Information) - signed by the plan actuary
- **(3)** [ ] **SB** (Single-Employer Defined Benefit Plan Actuarial Information) - signed by the plan actuary

b General Schedules

- **(1)** [X] **H** (Financial Information)
- **(2)** [ ] **I** (Financial Information – Small Plan)
- **(3)** [ ] **A** (Insurance Information)
- **(4)** [X] **C** (Service Provider Information)
- **(5)** [X] **D** (DFE/Participating Plan Information)
- **(6)** [ ] **G** (Financial Transaction Schedules)

Part III Form M-1 Compliance Information (to be completed by welfare benefit plans)

11a If the plan provides welfare benefits, was the plan subject to the Form M-1 filing requirements during the plan year? (See instructions and 29 CFR 2520.101-2.) .....…… ☐ Yes ☐ No

If "Yes" is checked, complete lines 11b and 11c.

11b Is the plan currently in compliance with the Form M-1 filing requirements? (See instructions and 29 CFR 2520.101-2.) ……..... ☐ Yes ☐ No

11c Enter the Receipt Confirmation Code for the 2017 Form M-1 annual report. If the plan was not required to file the 2017 Form M-1 annual report, enter the Receipt Confirmation Code for the most recent Form M-1 that was required to be filed under the Form M-1 filing requirements. (Failure to enter a valid Receipt Confirmation Code will subject the Form 5500 filing to rejection as incomplete.)

Receipt Confirmation Code_____

SCHEDULE C (Form 5500)	Service Provider Information	OMB No. 1210-0110
Department of the Treasury Internal Revenue Service Department of Labor Employee Benefits Security Administration Pension Benefit Guaranty Corporation	This schedule is required to be filed under section 104 of the Employee Retirement Income Security Act of 1974 (ERISA). ▶ **File as an attachment to Form 5500.**	**2017** **This Form is Open to Public Inspection.**

For calendar plan year 2017 or fiscal plan year beginning 01/01/2017 and ending 12/31/2017

A Name of plan
ADVANCED INTEGRATION TECHNOLOGY 401(K) PLAN

B Three-digit plan number (PN) ▶ 001

C Plan sponsor's name as shown on line 2a of Form 5500
ADVANCED INTEGRATION TECHNOLOGY LP

D Employer Identification Number (EIN)
47-2414568

Part I Service Provider Information (see instructions)

You must complete this Part, in accordance with the instructions, to report the information required for **each person** who received, directly or indirectly, $5,000 or more in total compensation (i.e., money or anything else of monetary value) in connection with services rendered to the plan or the person's position with the plan during the plan year. If a person received **only** eligible indirect compensation for which the plan received the required disclosures, you are required to answer line 1 but are not required to include that person when completing the remainder of this Part.

1 Information on Persons Receiving Only Eligible Indirect Compensation

a Check "Yes" or "No" to indicate whether you are excluding a person from the remainder of this Part because they received only eligible indirect compensation for which the plan received the required disclosures (see instructions for definitions and conditions).. . . . . [X] Yes [ ] No

b If you answered line 1a "Yes," enter the name and EIN or address of each person providing the required disclosures for the service providers who received only eligible indirect compensation. Complete as many entries as needed (see instructions).

(b) Enter name and EIN or address of person who provided you disclosures on eligible indirect compensation

FIDELITY INVESTMENTS INSTITUTIONAL

04-2647786

(b) Enter name and EIN or address of person who provided you disclosures on eligible indirect compensation

(b) Enter name and EIN or address of person who provided you disclosures on eligible indirect compensation

(b) Enter name and EIN or address of person who provided you disclosures on eligible indirect compensation

(b) Enter name and EIN or address of person who provided you disclosures on eligible indirect compensation

(b) Enter name and EIN or address of person who provided you disclosures on eligible indirect compensation

(b) Enter name and EIN or address of person who provided you disclosures on eligible indirect compensation

(b) Enter name and EIN or address of person who provided you disclosures on eligible indirect compensation

(b) Enter name and EIN or address of person who provided you disclosures on eligible indirect compensation

(b) Enter name and EIN or address of person who provided you disclosures on eligible indirect compensation

(b) Enter name and EIN or address of person who provided you disclosures on eligible indirect compensation

(b) Enter name and EIN or address of person who provided you disclosures on eligible indirect compensation

2. Information on Other Service Providers Receiving Direct or Indirect Compensation. Except for those persons for whom you answered "Yes" to line 1a above, complete as many entries as needed to list each person receiving, directly or indirectly, $5,000 or more in total compensation (i.e., money or anything else of value) in connection with services rendered to the plan or their position with the plan during the plan year. (See instructions).

(a) Enter name and EIN or address (see instructions)

FIDELITY INVESTMENTS INSTITUTIONAL

04-2647786

(b) Service Code(s)	(c) Relationship to employer, employee organization, or person known to be a party-in-interest	(d) Enter direct compensation paid by the plan. If none, enter -0-.	(e) Did service provider receive indirect compensation? (sources other than plan or plan sponsor)	(f) Did indirect compensation include eligible indirect compensation, for which the plan received the required disclosures?	(g) Enter total indirect compensation received by service provider excluding eligible indirect compensation for which you answered "Yes" to element (f). If none, enter -0-.	(h) Did the service provider give you a formula instead of an amount or estimated amount?
37 60 64 65 71	RECORDKEEPER	12513	Yes [X] No [ ]	Yes [X] No [ ]	0	Yes [X] No [ ]

(a) Enter name and EIN or address (see instructions)

(b) Service Code(s)	(c) Relationship to employer, employee organization, or person known to be a party-in-interest	(d) Enter direct compensation paid by the plan. If none, enter -0-.	(e) Did service provider receive indirect compensation? (sources other than plan or plan sponsor)	(f) Did indirect compensation include eligible indirect compensation, for which the plan received the required disclosures?	(g) Enter total indirect compensation received by service provider excluding eligible indirect compensation for which you answered "Yes" to element (f). If none, enter -0-.	(h) Did the service provider give you a formula instead of an amount or estimated amount?
			Yes [ ] No [ ]	Yes [ ] No [ ]		Yes [ ] No [ ]

(a) Enter name and EIN or address (see instructions)

(b) Service Code(s)	(c) Relationship to employer, employee organization, or person known to be a party-in-interest	(d) Enter direct compensation paid by the plan. If none, enter -0-.	(e) Did service provider receive indirect compensation? (sources other than plan or plan sponsor)	(f) Did indirect compensation include eligible indirect compensation, for which the plan received the required disclosures?	(g) Enter total indirect compensation received by service provider excluding eligible indirect compensation for which you answered "Yes" to element (f). If none, enter -0-.	(h) Did the service provider give you a formula instead of an amount or estimated amount?
			Yes [ ] No [ ]	Yes [ ] No [ ]		Yes [ ] No [ ]

2. Information on Other Service Providers Receiving Direct or Indirect Compensation. Except for those persons for whom you answered "Yes" to line 1a above, complete as many entries as needed to list each person receiving, directly or indirectly, $5,000 or more in total compensation (i.e., money or anything else of value) in connection with services rendered to the plan or their position with the plan during the plan year. (See instructions).

(a) Enter name and EIN or address (see instructions)

(b) Service Code(s)	**(c)** Relationship to employer, employee organization, or person known to be a party-in-interest	**(d)** Enter direct compensation paid by the plan. If none, enter -0-.	**(e)** Did service provider receive indirect compensation? (sources other than plan or plan sponsor)	**(f)** Did indirect compensation include eligible indirect compensation, for which the plan received the required disclosures?	**(g)** Enter total indirect compensation received by service provider excluding eligible indirect compensation for which you answered "Yes" to element (f). If none, enter -0-.	**(h)** Did the service provider give you a formula instead of an amount or estimated amount?
			Yes ☐ No ☐	Yes ☐ No ☐		Yes ☐ No ☐

(a) Enter name and EIN or address (see instructions)

(b) Service Code(s)	**(c)** Relationship to employer, employee organization, or person known to be a party-in-interest	**(d)** Enter direct compensation paid by the plan. If none, enter -0-.	**(e)** Did service provider receive indirect compensation? (sources other than plan or plan sponsor)	**(f)** Did indirect compensation include eligible indirect compensation, for which the plan received the required disclosures?	**(g)** Enter total indirect compensation received by service provider excluding eligible indirect compensation for which you answered "Yes" to element (f). If none, enter -0-.	**(h)** Did the service provider give you a formula instead of an amount or estimated amount?
			Yes ☐ No ☐	Yes ☐ No ☐		Yes ☐ No ☐

(a) Enter name and EIN or address (see instructions)

(b) Service Code(s)	**(c)** Relationship to employer, employee organization, or person known to be a party-in-interest	**(d)** Enter direct compensation paid by the plan. If none, enter -0-.	**(e)** Did service provider receive indirect compensation? (sources other than plan or plan sponsor)	**(f)** Did indirect compensation include eligible indirect compensation, for which the plan received the required disclosures?	**(g)** Enter total indirect compensation received by service provider excluding eligible indirect compensation for which you answered "Yes" to element (f). If none, enter -0-.	**(h)** Did the service provider give you a formula instead of an amount or estimated amount?
			Yes ☐ No ☐	Yes ☐ No ☐		Yes ☐ No ☐

Part I Service Provider Information (continued)

3. If you reported on line 2 receipt of indirect compensation, other than eligible indirect compensation, by a service provider, and the service provider is a fiduciary or provides contract administrator, consulting, custodial, investment advisory, investment management, broker, or recordkeeping services, answer the following questions for (a) each source from whom the service provider received $1,000 or more in indirect compensation and (b) each source for whom the service provider gave you a formula used to determine the indirect compensation instead of an amount or estimated amount of the indirect compensation. Complete as many entries as needed to report the required information for each source.

(a) Enter service provider name as it appears on line 2	**(b)** Service Codes (see instructions)	**(c)** Enter amount of indirect compensation
FIDELITY INVESTMENTS INSTITUTIONAL	60	0

(d) Enter name and EIN (address) of source of indirect compensation	**(e)** Describe the indirect compensation, including any formula used to determine the service provider's eligibility for or the amount of the indirect compensation.
T ROWE PRICE INTERNATIONAL BOND 4515 PAINTERS MILL RD OWINGS MILLS, MD 21117	0.15%

(a) Enter service provider name as it appears on line 2	**(b)** Service Codes (see instructions)	**(c)** Enter amount of indirect compensation
FIDELITY INVESTMENTS INSTITUTIONAL	60	0

(d) Enter name and EIN (address) of source of indirect compensation	**(e)** Describe the indirect compensation, including any formula used to determine the service provider's eligibility for or the amount of the indirect compensation.
INVESCO CORPORATE BOND FUND CL A 11 GREENWAY PLAZA SUITE 100 HOUSTON, TX 77046	0.40%

(a) Enter service provider name as it appears on line 2	**(b)** Service Codes (see instructions)	**(c)** Enter amount of indirect compensation
FIDELITY INVESTMENTS INSTITUTIONAL	60	0

(d) Enter name and EIN (address) of source of indirect compensation	**(e)** Describe the indirect compensation, including any formula used to determine the service provider's eligibility for or the amount of the indirect compensation.
AM CENT OC IN RTM IV - AMERICAN CE 44-0619208	0.35%

Part I Service Provider Information (continued)

3. If you reported on line 2 receipt of indirect compensation, other than eligible indirect compensation, by a service provider, and the service provider is a fiduciary or provides contract administrator, consulting, custodial, investment advisory, investment management, broker, or recordkeeping services, answer the following questions for (a) each source from whom the service provider received $1,000 or more in indirect compensation and (b) each source for whom the service provider gave you a formula used to determine the indirect compensation instead of an amount or estimated amount of the indirect compensation. Complete as many entries as needed to report the required information for each source.

(a) Enter service provider name as it appears on line 2	**(b)** Service Codes (see instructions)	**(c)** Enter amount of indirect compensation
FIDELITY INVESTMENTS INSTITUTIONAL	60	0

(d) Enter name and EIN (address) of source of indirect compensation	**(e)** Describe the indirect compensation, including any formula used to determine the service provider's eligibility for or the amount of the indirect compensation.
AM CENT OC 2020 INV - AMERICAN CEN 44-0619208	0.35%

(a) Enter service provider name as it appears on line 2	**(b)** Service Codes (see instructions)	**(c)** Enter amount of indirect compensation
FIDELITY INVESTMENTS INSTITUTIONAL	60	0

(d) Enter name and EIN (address) of source of indirect compensation	**(e)** Describe the indirect compensation, including any formula used to determine the service provider's eligibility for or the amount of the indirect compensation.
AM CENT OC 2025 INV - AMERICAN CEN 44-0619208	0.35%

(a) Enter service provider name as it appears on line 2	**(b)** Service Codes (see instructions)	**(c)** Enter amount of indirect compensation
FIDELITY INVESTMENTS INSTITUTIONAL	60	0

(d) Enter name and EIN (address) of source of indirect compensation	**(e)** Describe the indirect compensation, including any formula used to determine the service provider's eligibility for or the amount of the indirect compensation.
AM CENT OC 2030 INV - AMERICAN CEN 44-0619208	0.35%

Part I Service Provider Information (continued)

3. If you reported on line 2 receipt of indirect compensation, other than eligible indirect compensation, by a service provider, and the service provider is a fiduciary or provides contract administrator, consulting, custodial, investment advisory, investment management, broker, or recordkeeping services, answer the following questions for (a) each source from whom the service provider received $1,000 or more in indirect compensation and (b) each source for whom the service provider gave you a formula used to determine the indirect compensation instead of an amount or estimated amount of the indirect compensation. Complete as many entries as needed to report the required information for each source.

(a) Enter service provider name as it appears on line 2	**(b)** Service Codes (see instructions)	**(c)** Enter amount of indirect compensation
FIDELITY INVESTMENTS INSTITUTIONAL	60	0

(d) Enter name and EIN (address) of source of indirect compensation	**(e)** Describe the indirect compensation, including any formula used to determine the service provider's eligibility for or the amount of the indirect compensation.
AM CENT OC 2035 INV - AMERICAN CEN 44-0619208	0.35%

(a) Enter service provider name as it appears on line 2	**(b)** Service Codes (see instructions)	**(c)** Enter amount of indirect compensation
FIDELITY INVESTMENTS INSTITUTIONAL	60	0

(d) Enter name and EIN (address) of source of indirect compensation	**(e)** Describe the indirect compensation, including any formula used to determine the service provider's eligibility for or the amount of the indirect compensation.
AM CENT OC 2040 INV - AMERICAN CEN 44-0619208	0.35%

(a) Enter service provider name as it appears on line 2	**(b)** Service Codes (see instructions)	**(c)** Enter amount of indirect compensation
FIDELITY INVESTMENTS INSTITUTIONAL	60	0

(d) Enter name and EIN (address) of source of indirect compensation	**(e)** Describe the indirect compensation, including any formula used to determine the service provider's eligibility for or the amount of the indirect compensation.
AM CENT OC 2045 INV - AMERICAN CEN 44-0619208	0.35%

Part I Service Provider Information (continued)

3. If you reported on line 2 receipt of indirect compensation, other than eligible indirect compensation, by a service provider, and the service provider is a fiduciary or provides contract administrator, consulting, custodial, investment advisory, investment management, broker, or recordkeeping services, answer the following questions for (a) each source from whom the service provider received $1,000 or more in indirect compensation and (b) each source for whom the service provider gave you a formula used to determine the indirect compensation instead of an amount or estimated amount of the indirect compensation. Complete as many entries as needed to report the required information for each source.

(a) Enter service provider name as it appears on line 2	**(b)** Service Codes (see instructions)	**(c)** Enter amount of indirect compensation
FIDELITY INVESTMENTS INSTITUTIONAL	60	0

(d) Enter name and EIN (address) of source of indirect compensation	**(e)** Describe the indirect compensation, including any formula used to determine the service provider's eligibility for or the amount of the indirect compensation.
AM CENT OC 2050 INV - AMERICAN CEN 44-0619208	0.35%

(a) Enter service provider name as it appears on line 2	**(b)** Service Codes (see instructions)	**(c)** Enter amount of indirect compensation
FIDELITY INVESTMENTS INSTITUTIONAL	60	0

(d) Enter name and EIN (address) of source of indirect compensation	**(e)** Describe the indirect compensation, including any formula used to determine the service provider's eligibility for or the amount of the indirect compensation.
AM CENT OC 2055 INV - AMERICAN CEN 44-0619208	0.35%

(a) Enter service provider name as it appears on line 2	**(b)** Service Codes (see instructions)	**(c)** Enter amount of indirect compensation
FIDELITY INVESTMENTS INSTITUTIONAL	60	0

(d) Enter name and EIN (address) of source of indirect compensation	**(e)** Describe the indirect compensation, including any formula used to determine the service provider's eligibility for or the amount of the indirect compensation.
CRLN E MID CAP GR R5 - U.S. BANCOR P.O. BOX 701 MILWAUKEE, WI 53201	0.20%

Part I Service Provider Information (continued)

3. If you reported on line 2 receipt of indirect compensation, other than eligible indirect compensation, by a service provider, and the service provider is a fiduciary or provides contract administrator, consulting, custodial, investment advisory, investment management, broker, or recordkeeping services, answer the following questions for (a) each source from whom the service provider received $1,000 or more in indirect compensation and (b) each source for whom the service provider gave you a formula used to determine the indirect compensation instead of an amount or estimated amount of the indirect compensation. Complete as many entries as needed to report the required information for each source.

(a) Enter service provider name as it appears on line 2	**(b)** Service Codes (see instructions)	**(c)** Enter amount of indirect compensation
FIDELITY INVESTMENTS INSTITUTIONAL	60	0

(d) Enter name and EIN (address) of source of indirect compensation	**(e)** Describe the indirect compensation, including any formula used to determine the service provider's eligibility for or the amount of the indirect compensation.
JPM US SMALL CO A - BOSTON FINANCI P.O. BOX 8480 BOSTON, MA 02266	0.50%

(a) Enter service provider name as it appears on line 2	**(b)** Service Codes (see instructions)	**(c)** Enter amount of indirect compensation
FIDELITY INVESTMENTS INSTITUTIONAL	60	0

(d) Enter name and EIN (address) of source of indirect compensation	**(e)** Describe the indirect compensation, including any formula used to determine the service provider's eligibility for or the amount of the indirect compensation.
LD ABBETT HIGH YLD A - DST SYSTEMS 43-1581814	0.32%

(a) Enter service provider name as it appears on line 2	**(b)** Service Codes (see instructions)	**(c)** Enter amount of indirect compensation
FIDELITY INVESTMENTS INSTITUTIONAL	60	0

(d) Enter name and EIN (address) of source of indirect compensation	**(e)** Describe the indirect compensation, including any formula used to determine the service provider's eligibility for or the amount of the indirect compensation.
LOOMIS CORE PL BD A - DST ASSET MA P.O. BOX 8406 BOSTON, MA 02266	0.45%

Part I Service Provider Information (continued)

3. If you reported on line 2 receipt of indirect compensation, other than eligible indirect compensation, by a service provider, and the service provider is a fiduciary or provides contract administrator, consulting, custodial, investment advisory, investment management, broker, or recordkeeping services, answer the following questions for (a) each source from whom the service provider received $1,000 or more in indirect compensation and (b) each source for whom the service provider gave you a formula used to determine the indirect compensation instead of an amount or estimated amount of the indirect compensation. Complete as many entries as needed to report the required information for each source.

(a) Enter service provider name as it appears on line 2	**(b)** Service Codes (see instructions)	**(c)** Enter amount of indirect compensation
FIDELITY INVESTMENTS INSTITUTIONAL	60	0

(d) Enter name and EIN (address) of source of indirect compensation	**(e)** Describe the indirect compensation, including any formula used to determine the service provider's eligibility for or the amount of the indirect compensation.
MFS INTL DIVRSN R3 - MFS SERVICE C 04-2865649	0.50%

(a) Enter service provider name as it appears on line 2	**(b)** Service Codes (see instructions)	**(c)** Enter amount of indirect compensation
FIDELITY INVESTMENTS INSTITUTIONAL	60	0

(d) Enter name and EIN (address) of source of indirect compensation	**(e)** Describe the indirect compensation, including any formula used to determine the service provider's eligibility for or the amount of the indirect compensation.
MFS VALUE R3 - MFS SERVICE CENTER 04-2865649	0.50%

(a) Enter service provider name as it appears on line 2	**(b)** Service Codes (see instructions)	**(c)** Enter amount of indirect compensation
FIDELITY INVESTMENTS INSTITUTIONAL	60	0

(d) Enter name and EIN (address) of source of indirect compensation	**(e)** Describe the indirect compensation, including any formula used to determine the service provider's eligibility for or the amount of the indirect compensation.
PIONEER FDMTL GRTH Y - BOSTON FINA P.O. BOX 8480 BOSTON, MA 02266	0.35%

Part I Service Provider Information (continued)

3. If you reported on line 2 receipt of indirect compensation, other than eligible indirect compensation, by a service provider, and the service provider is a fiduciary or provides contract administrator, consulting, custodial, investment advisory, investment management, broker, or recordkeeping services, answer the following questions for (a) each source from whom the service provider received $1,000 or more in indirect compensation and (b) each source for whom the service provider gave you a formula used to determine the indirect compensation instead of an amount or estimated amount of the indirect compensation. Complete as many entries as needed to report the required information for each source.

(a) Enter service provider name as it appears on line 2	**(b)** Service Codes (see instructions)	**(c)** Enter amount of indirect compensation
FIDELITY INVESTMENTS INSTITUTIONAL	60	0

(d) Enter name and EIN (address) of source of indirect compensation	**(e)** Describe the indirect compensation, including any formula used to determine the service provider's eligibility for or the amount of the indirect compensation.
TMPL GLOBAL BOND A - FRANKLIN TEMP 94-3167260	0.40%

(a) Enter service provider name as it appears on line 2	**(b)** Service Codes (see instructions)	**(c)** Enter amount of indirect compensation

(d) Enter name and EIN (address) of source of indirect compensation	**(e)** Describe the indirect compensation, including any formula used to determine the service provider's eligibility for or the amount of the indirect compensation.

(a) Enter service provider name as it appears on line 2	**(b)** Service Codes (see instructions)	**(c)** Enter amount of indirect compensation

(d) Enter name and EIN (address) of source of indirect compensation	**(e)** Describe the indirect compensation, including any formula used to determine the service provider's eligibility for or the amount of the indirect compensation.

Part II Service Providers Who Fail or Refuse to Provide Information

4 Provide, to the extent possible, the following information for each service provider who failed or refused to provide the information necessary to complete this Schedule.

(a) Enter name and EIN or address of service provider (see instructions)	**(b)** Nature of Service Code(s)	**(c)** Describe the information that the service provider failed or refused to provide

(a) Enter name and EIN or address of service provider (see instructions)	**(b)** Nature of Service Code(s)	**(c)** Describe the information that the service provider failed or refused to provide

(a) Enter name and EIN or address of service provider (see instructions)	**(b)** Nature of Service Code(s)	**(c)** Describe the information that the service provider failed or refused to provide

(a) Enter name and EIN or address of service provider (see instructions)	**(b)** Nature of Service Code(s)	**(c)** Describe the information that the service provider failed or refused to provide

(a) Enter name and EIN or address of service provider (see instructions)	**(b)** Nature of Service Code(s)	**(c)** Describe the information that the service provider failed or refused to provide

(a) Enter name and EIN or address of service provider (see instructions)	**(b)** Nature of Service Code(s)	**(c)** Describe the information that the service provider failed or refused to provide

Part III Termination Information on Accountants and Enrolled Actuaries (see instructions)

(complete as many entries as needed)

a Name:	**b** EIN:
c Position:	
d Address:	**e** Telephone:

Explanation:

a Name:	**b** EIN:
c Position:	
d Address:	**e** Telephone:

Explanation:

a Name:	**b** EIN:
c Position:	
d Address:	**e** Telephone:

Explanation:

a Name:	**b** EIN:
c Position:	
d Address:	**e** Telephone:

Explanation:

a Name:	**b** EIN:
c Position:	
d Address:	**e** Telephone:

Explanation:

SCHEDULE D (Form 5500)

Department of the Treasury
Internal Revenue Service

Department of Labor
Employee Benefits Security Administration

DFE/Participating Plan Information

This schedule is required to be filed under section 104 of the Employee Retirement Income Security Act of 1974 (ERISA).

▶ **File as an attachment to Form 5500.**

OMB No. 1210-0110

2017

This Form is Open to Public Inspection.

For calendar plan year 2017 or fiscal plan year beginning 01/01/2017 and ending 12/31/2017

A Name of plan
ADVANCED INTEGRATION TECHNOLOGY 401(K) PLAN

B Three-digit plan number (PN) ▶ 001

C Plan or DFE sponsor's name as shown on line 2a of Form 5500
ADVANCED INTEGRATION TECHNOLOGY LP

D Employer Identification Number (EIN)
47-2414568

Part I **Information on interests in MTIAs, CCTs, PSAs, and 103-12 IEs (to be completed by plans and DFEs)**
(Complete as many entries as needed to report all interests in DFEs)

a Name of MTIA, CCT, PSA, or 103-12 IE: MIP CL 1

b Name of sponsor of entity listed in (a): FIDELITY MANAGEMENT TRUST COMPANY

c EIN-PN	**d** Entity code	**e** Dollar value of interest in MTIA, CCT, PSA, or 103-12 IE at end of year (see instructions)
04-3022712-024	C	359015

a Name of MTIA, CCT, PSA, or 103-12 IE:

b Name of sponsor of entity listed in (a):

c EIN-PN	**d** Entity code	**e** Dollar value of interest in MTIA, CCT, PSA, or 103-12 IE at end of year (see instructions)

a Name of MTIA, CCT, PSA, or 103-12 IE:

b Name of sponsor of entity listed in (a):

c EIN-PN	**d** Entity code	**e** Dollar value of interest in MTIA, CCT, PSA, or 103-12 IE at end of year (see instructions)

a Name of MTIA, CCT, PSA, or 103-12 IE:

b Name of sponsor of entity listed in (a):

c EIN-PN	**d** Entity code	**e** Dollar value of interest in MTIA, CCT, PSA, or 103-12 IE at end of year (see instructions)

a Name of MTIA, CCT, PSA, or 103-12 IE:

b Name of sponsor of entity listed in (a):

c EIN-PN	**d** Entity code	**e** Dollar value of interest in MTIA, CCT, PSA, or 103-12 IE at end of year (see instructions)

a Name of MTIA, CCT, PSA, or 103-12 IE:

b Name of sponsor of entity listed in (a):

c EIN-PN	**d** Entity code	**e** Dollar value of interest in MTIA, CCT, PSA, or 103-12 IE at end of year (see instructions)

a Name of MTIA, CCT, PSA, or 103-12 IE:

b Name of sponsor of entity listed in (a):

c EIN-PN	**d** Entity code	**e** Dollar value of interest in MTIA, CCT, PSA, or 103-12 IE at end of year (see instructions)

a Name of MTIA, CCT, PSA, or 103-12 IE:

b Name of sponsor of entity listed in (a):

c EIN-PN	**d** Entity code	**e** Dollar value of interest in MTIA, CCT, PSA, or 103-12 IE at end of year (see instructions)

a Name of MTIA, CCT, PSA, or 103-12 IE:

b Name of sponsor of entity listed in (a):

c EIN-PN	**d** Entity code	**e** Dollar value of interest in MTIA, CCT, PSA, or 103-12 IE at end of year (see instructions)

a Name of MTIA, CCT, PSA, or 103-12 IE:

b Name of sponsor of entity listed in (a):

c EIN-PN	**d** Entity code	**e** Dollar value of interest in MTIA, CCT, PSA, or 103-12 IE at end of year (see instructions)

a Name of MTIA, CCT, PSA, or 103-12 IE:

b Name of sponsor of entity listed in (a):

c EIN-PN	**d** Entity code	**e** Dollar value of interest in MTIA, CCT, PSA, or 103-12 IE at end of year (see instructions)

a Name of MTIA, CCT, PSA, or 103-12 IE:

b Name of sponsor of entity listed in (a):

c EIN-PN	**d** Entity code	**e** Dollar value of interest in MTIA, CCT, PSA, or 103-12 IE at end of year (see instructions)

a Name of MTIA, CCT, PSA, or 103-12 IE:

b Name of sponsor of entity listed in (a):

c EIN-PN	**d** Entity code	**e** Dollar value of interest in MTIA, CCT, PSA, or 103-12 IE at end of year (see instructions)

a Name of MTIA, CCT, PSA, or 103-12 IE:

b Name of sponsor of entity listed in (a):

c EIN-PN	**d** Entity code	**e** Dollar value of interest in MTIA, CCT, PSA, or 103-12 IE at end of year (see instructions)

a Name of MTIA, CCT, PSA, or 103-12 IE:

b Name of sponsor of entity listed in (a):

c EIN-PN	**d** Entity code	**e** Dollar value of interest in MTIA, CCT, PSA, or 103-12 IE at end of year (see instructions)

a Name of MTIA, CCT, PSA, or 103-12 IE:

b Name of sponsor of entity listed in (a):

c EIN-PN	**d** Entity code	**e** Dollar value of interest in MTIA, CCT, PSA, or 103-12 IE at end of year (see instructions)

a Name of MTIA, CCT, PSA, or 103-12 IE:

b Name of sponsor of entity listed in (a):

c EIN-PN	**d** Entity code	**e** Dollar value of interest in MTIA, CCT, PSA, or 103-12 IE at end of year (see instructions)

Part II Information on Participating Plans (to be completed by DFEs)

(Complete as many entries as needed to report all participating plans)

a Plan name

b Name of plan sponsor	**c** EIN-PN

a Plan name

b Name of plan sponsor	**c** EIN-PN

a Plan name

b Name of plan sponsor	**c** EIN-PN

a Plan name

b Name of plan sponsor	**c** EIN-PN

a Plan name

b Name of plan sponsor	**c** EIN-PN

a Plan name

b Name of plan sponsor	**c** EIN-PN

a Plan name

b Name of plan sponsor	**c** EIN-PN

a Plan name

b Name of plan sponsor	**c** EIN-PN

a Plan name

b Name of plan sponsor	**c** EIN-PN

a Plan name

b Name of plan sponsor	**c** EIN-PN

a Plan name

b Name of plan sponsor	**c** EIN-PN

a Plan name

b Name of plan sponsor	**c** EIN-PN

a Plan name

b Name of plan sponsor	**c** EIN-PN

a Plan name

b Name of plan sponsor	**c** EIN-PN

SCHEDULE H (Form 5500)

Department of the Treasury
Internal Revenue Service

Department of Labor
Employee Benefits Security Administration

Pension Benefit Guaranty Corporation

Financial Information

This schedule is required to be filed under section 104 of the Employee Retirement Income Security Act of 1974 (ERISA), and section 6058(a) of the Internal Revenue Code (the Code).

▶ **File as an attachment to Form 5500.**

OMB No. 1210-0110

2017

This Form is Open to Public Inspection

For calendar plan year 2017 or fiscal plan year beginning 01/01/2017 and ending 12/31/2017

A Name of plan
ADVANCED INTEGRATION TECHNOLOGY 401(K) PLAN

B Three-digit plan number (PN) ▶ 001

C Plan sponsor's name as shown on line 2a of Form 5500
ADVANCED INTEGRATION TECHNOLOGY LP

D Employer Identification Number (EIN)
47-2414568

Part I Asset and Liability Statement

1 Current value of plan assets and liabilities at the beginning and end of the plan year. Combine the value of plan assets held in more than one trust. Report the value of the plan's interest in a commingled fund containing the assets of more than one plan on a line-by-line basis unless the value is reportable on lines 1c(9) through 1c(14). Do not enter the value of that portion of an insurance contract which guarantees, during this plan year, to pay a specific dollar benefit at a future date. **Round off amounts to the nearest dollar.** MTIAs, CCTs, PSAs, and 103-12 IEs do not complete lines 1b(1), 1b(2), 1c(8), 1g, 1h, and 1i. CCTs, PSAs, and 103-12 IEs also do not complete lines 1d and 1e. See instructions.

Assets		(a) Beginning of Year	(b) End of Year
a Total noninterest-bearing cash	1a	0	0
b Receivables (less allowance for doubtful accounts):			
(1) Employer contributions	1b(1)	0	0
(2) Participant contributions	1b(2)	0	0
(3) Other	1b(3)	0	0
c General investments:			
(1) Interest-bearing cash (include money market accounts & certificates of deposit)	1c(1)	188309	124742
(2) U.S. Government securities	1c(2)	0	0
(3) Corporate debt instruments (other than employer securities):			
(A) Preferred	1c(3)(A)	0	0
(B) All other	1c(3)(B)	0	0
(4) Corporate stocks (other than employer securities):			
(A) Preferred	1c(4)(A)	0	0
(B) Common	1c(4)(B)	0	0
(5) Partnership/joint venture interests	1c(5)	0	0
(6) Real estate (other than employer real property)	1c(6)	0	0
(7) Loans (other than to participants)	1c(7)	0	0
(8) Participant loans	1c(8)	433170	556260
(9) Value of interest in common/collective trusts	1c(9)	185150	359015
(10) Value of interest in pooled separate accounts	1c(10)	0	0
(11) Value of interest in master trust investment accounts	1c(11)	0	0
(12) Value of interest in 103-12 investment entities	1c(12)	0	0
(13) Value of interest in registered investment companies (e.g., mutual funds)	1c(13)	15065231	23054951
(14) Value of funds held in insurance company general account (unallocated contracts)	1c(14)		
(15) Other	1c(15)	0	0

			(a) Beginning of Year	(b) End of Year
1d	Employer-related investments:			
	(1) Employer securities	**1d(1)**	0	0
	(2) Employer real property	**1d(2)**	0	0
e	Buildings and other property used in plan operation	**1e**	0	0
f	Total assets (add all amounts in lines 1a through 1e)	**1f**	15871860	24094968
	Liabilities			
g	Benefit claims payable	**1g**	0	0
h	Operating payables	**1h**	0	0
i	Acquisition indebtedness	**1i**	0	0
j	Other liabilities	**1j**	0	0
k	Total liabilities (add all amounts in lines 1g through1j)	**1k**	0	0
	Net Assets			
l	Net assets (subtract line 1k from line 1f)	**1l**	15871860	24094968

Part II Income and Expense Statement

2 Plan income, expenses, and changes in net assets for the year. Include all income and expenses of the plan, including any trust(s) or separately maintained fund(s) and any payments/receipts to/from insurance carriers. Round off amounts to the nearest dollar. MTIAs, CCTs, PSAs, and 103-12 IEs do not complete lines 2a, 2b(1)(E), 2e, 2f, and 2g.

	Income		(a) Amount	(b) Total
a	**Contributions:**			
	(1) Received or receivable in cash from: **(A)** Employers	**2a(1)(A)**	1321833	
	(B) Participants	**2a(1)(B)**	4139631	
	(C) Others (including rollovers)	**2a(1)(C)**	2134080	
	(2) Noncash contributions	**2a(2)**	0	
	(3) Total contributions. Add lines **2a(1)(A), (B), (C),** and line **2a(2)**	**2a(3)**		7595544
b	**Earnings on investments:**			
	(1) Interest:			
	(A) Interest-bearing cash (including money market accounts and certificates of deposit)	**2b(1)(A)**	980	
	(B) U.S. Government securities	**2b(1)(B)**	0	
	(C) Corporate debt instruments	**2b(1)(C)**	0	
	(D) Loans (other than to participants)	**2b(1)(D)**	0	
	(E) Participant loans	**2b(1)(E)**	25554	
	(F) Other	**2b(1)(F)**	0	
	(G) Total interest. Add lines **2b(1)(A)** through **(F)**	**2b(1)(G)**		26534
	(2) Dividends: **(A)** Preferred stock	**2b(2)(A)**	0	
	(B) Common stock	**2b(2)(B)**	0	
	(C) Registered investment company shares (e.g. mutual funds)	**2b(2)(C)**	695222	
	(D) Total dividends. Add lines **2b(2)(A)**, **(B)**, and **(C)**	**2b(2)(D)**		695222
	(3) Rents	**2b(3)**		0
	(4) Net gain (loss) on sale of assets: **(A)** Aggregate proceeds	**2b(4)(A)**	0	
	(B) Aggregate carrying amount (see instructions)	**2b(4)(B)**	0	
	(C) Subtract line **2b(4)(B)** from line **2b(4)(A)** and enter result	**2b(4)(C)**		0
	(5) Unrealized appreciation (depreciation) of assets: **(A)** Real estate	**2b(5)(A)**	0	
	(B) Other	**2b(5)(B)**	0	
	(C) Total unrealized appreciation of assets. Add lines **2b(5)(A)** and **(B)**	**2b(5)(C)**		0

		(a) Amount	(b) Total
(6) Net investment gain (loss) from common/collective trusts	2b(6)		1577
(7) Net investment gain (loss) from pooled separate accounts	2b(7)		0
(8) Net investment gain (loss) from master trust investment accounts	2b(8)		0
(9) Net investment gain (loss) from 103-12 investment entities	2b(9)		0
(10) Net investment gain (loss) from registered investment companies (e.g., mutual funds)	2b(10)		1992531
c Other income	2c		0
d Total income. Add all **income** amounts in column (b) and enter total	2d		10311408
Expenses			
e Benefit payment and payments to provide benefits:			
(1) Directly to participants or beneficiaries, including direct rollovers	2e(1)	2066001	
(2) To insurance carriers for the provision of benefits	2e(2)	0	
(3) Other	2e(3)	0	
(4) Total benefit payments. Add lines **2e(1)** through **(3)**	2e(4)		2066001
f Corrective distributions (see instructions)	2f		3613
g Certain deemed distributions of participant loans (see instructions)	2g		2169
h Interest expense	2h		0
i Administrative expenses: (1) Professional fees	2i(1)	0	
(2) Contract administrator fees	2i(2)	0	
(3) Investment advisory and management fees	2i(3)	4079	
(4) Other	2i(4)	12438	
(5) Total administrative expenses. Add lines **2i(1)** through **(4)**	2i(5)		16517
j Total expenses. Add all **expense** amounts in column (b) and enter total	2j		2088300
Net Income and Reconciliation			
k Net income (loss). Subtract line **2j** from line **2d**	2k		8223108
l Transfers of assets:			
(1) To this plan	2l(1)		0
(2) From this plan	2l(2)		

Part III Accountant's Opinion

3 Complete lines 3a through 3c if the opinion of an independent qualified public accountant is attached to this Form 5500. Complete line 3d if an opinion is not attached.

a The attached opinion of an independent qualified public accountant for this plan is (see instructions):

(1) [ ] Unqualified **(2)** [ ] Qualified **(3)** [X] Disclaimer **(4)** [ ] Adverse

b Did the accountant perform a limited scope audit pursuant to 29 CFR 2520.103-8 and/or 103-12(d)? [X] Yes [ ] No

c Enter the name and EIN of the accountant (or accounting firm) below:

(1) Name: BLAND GARVEY **(2)** EIN: 75-1854024

d The opinion of an independent qualified public accountant is **not attached** because:

(1) [ ] This form is filed for a CCT, PSA, or MTIA. **(2)** [ ] It will be attached to the next Form 5500 pursuant to 29 CFR 2520.104-50.

Part IV Compliance Questions

4 CCTs and PSAs do not complete Part IV. MTIAs, 103-12 IEs, and GIAs do not complete lines 4a, 4e, 4f, 4g, 4h, 4k, 4m, 4n, or 5. 103-12 IEs also do not complete lines 4j and 4l. MTIAs also do not complete line 4l.

During the plan year:

		Yes	No	Amount
a Was there a failure to transmit to the plan any participant contributions within the time period described in 29 CFR 2510.3-102? Continue to answer "Yes" for any prior year failures until fully corrected. (See instructions and DOL's Voluntary Fiduciary Correction Program.)	4a	X		529817
b Were any loans by the plan or fixed income obligations due the plan in default as of the close of the plan year or classified during the year as uncollectible? Disregard participant loans secured by participant's account balance. (Attach Schedule G (Form 5500) Part I if "Yes" is checked.)	4b		X	

			Yes	No	Amount
c	Were any leases to which the plan was a party in default or classified during the year as uncollectible? (Attach Schedule G (Form 5500) Part II if "Yes" is checked.)	4c		X	
d	Were there any nonexempt transactions with any party-in-interest? (Do not include transactions reported on line 4a. Attach Schedule G (Form 5500) Part III if "Yes" is checked.)	4d		X	
e	Was this plan covered by a fidelity bond?	4e	X		500000
f	Did the plan have a loss, whether or not reimbursed by the plan's fidelity bond, that was caused by fraud or dishonesty?	4f		X	
g	Did the plan hold any assets whose current value was neither readily determinable on an established market nor set by an independent third party appraiser?	4g		X	
h	Did the plan receive any noncash contributions whose value was neither readily determinable on an established market nor set by an independent third party appraiser?	4h		X	
i	Did the plan have assets held for investment? (Attach schedule(s) of assets if "Yes" is checked, and see instructions for format requirements.)	4i	X		
j	Were any plan transactions or series of transactions in excess of 5% of the current value of plan assets? (Attach schedule of transactions if "Yes" is checked, and see instructions for format requirements.)	4j		X	
k	Were all the plan assets either distributed to participants or beneficiaries, transferred to another plan, or brought under the control of the PBGC?	4k		X	
l	Has the plan failed to provide any benefit when due under the plan?	4l		X	
m	If this is an individual account plan, was there a blackout period? (See instructions and 29 CFR 2520.101-3.)	4m		X	
n	If 4m was answered "Yes," check the "Yes" box if you either provided the required notice or one of the exceptions to providing the notice applied under 29 CFR 2520.101-3.	4n		X	

5a Has a resolution to terminate the plan been adopted during the plan year or any prior plan year? ☐ Yes ☒ No
If "Yes," enter the amount of any plan assets that reverted to the employer this year _____.

5b If, during this plan year, any assets or liabilities were transferred from this plan to another plan(s), identify the plan(s) to which assets or liabilities were transferred. (See instructions.)

5b(1) Name of plan(s)	**5b(2)** EIN(s)	**5b(3)** PN(s)

5c If the plan is a defined benefit plan, is it covered under the PBGC insurance program (See ERISA section 4021.)? ..... ☐ Yes ☐ No ☐ Not determined
If "Yes" is checked, enter the My PAA confirmation number from the PBGC premium filing for this plan year_____. (See instructions.)

SCHEDULE R (Form 5500)

Department of the Treasury
Internal Revenue Service

Department of Labor
Employee Benefits Security Administration

Pension Benefit Guaranty Corporation

Retirement Plan Information

This schedule is required to be filed under sections 104 and 4065 of the Employee Retirement Income Security Act of 1974 (ERISA) and section 6058(a) of the Internal Revenue Code (the Code).

▶ **File as an attachment to Form 5500.**

OMB No. 1210-0110

2017

This Form is Open to Public Inspection.

For calendar plan year 2017 or fiscal plan year beginning 01/01/2017 and ending 12/31/2017

A Name of plan
ADVANCED INTEGRATION TECHNOLOGY 401(K) PLAN

B Three-digit plan number (PN) ▶ 001

C Plan sponsor's name as shown on line 2a of Form 5500
ADVANCED INTEGRATION TECHNOLOGY LP

D Employer Identification Number (EIN)
47-2414568

Part I Distributions

All references to distributions relate only to payments of benefits during the plan year.

1 Total value of distributions paid in property other than in cash or the forms of property specified in the instructions **1**

2 Enter the EIN(s) of payor(s) who paid benefits on behalf of the plan to participants or beneficiaries during the year (if more than two, enter EINs of the two payors who paid the greatest dollar amounts of benefits):

EIN(s): 04-6568107

Profit-sharing plans, ESOPs, and stock bonus plans, skip line 3.

3 Number of participants (living or deceased) whose benefits were distributed in a single sum, during the plan year **3**

Part II Funding Information (If the plan is not subject to the minimum funding requirements of section 412 of the Internal Revenue Code or ERISA section 302, skip this Part.)

4 Is the plan administrator making an election under Code section 412(d)(2) or ERISA section 302(d)(2)? ..... ☐ **Yes** ☐ **No** ☐ **N/A**

If the plan is a defined benefit plan, go to line 8.

5 If a waiver of the minimum funding standard for a prior year is being amortized in this plan year, see instructions and enter the date of the ruling letter granting the waiver. **Date:** Month _____ Day _____ Year _____

If you completed line 5, complete lines 3, 9, and 10 of Schedule MB and do not complete the remainder of this schedule.

6 **a** Enter the minimum required contribution for this plan year (include any prior year accumulated funding deficiency not waived) **6a**

b Enter the amount contributed by the employer to the plan for this plan year **6b**

c Subtract the amount in line 6b from the amount in line 6a. Enter the result (enter a minus sign to the left of a negative amount) **6c**

If you completed line 6c, skip lines 8 and 9.

7 Will the minimum funding amount reported on line 6c be met by the funding deadline? ..... ☐ **Yes** ☐ **No** ☐ **N/A**

8 If a change in actuarial cost method was made for this plan year pursuant to a revenue procedure or other authority providing automatic approval for the change or a class ruling letter, does the plan sponsor or plan administrator agree with the change? ..... ☐ **Yes** ☐ **No** ☐ **N/A**

Part III Amendments

9 If this is a defined benefit pension plan, were any amendments adopted during this plan year that increased or decreased the value of benefits? If yes, check the appropriate box. If no, check the "No" box. ..... ☐ **Increase** ☐ **Decrease** ☐ **Both** ☐ **No**

Part IV ESOPs (see instructions). If this is not a plan described under section 409(a) or 4975(e)(7) of the Internal Revenue Code, skip this Part.

10 Were unallocated employer securities or proceeds from the sale of unallocated securities used to repay any exempt loan? ..... ☐ **Yes** ☐ **No**

11 **a** Does the ESOP hold any preferred stock? ..... ☐ **Yes** ☐ **No**

b If the ESOP has an outstanding exempt loan with the employer as lender, is such loan part of a "back-to-back" loan? (See instructions for definition of "back-to-back" loan.) ..... ☐ **Yes** ☐ **No**

12 Does the ESOP hold any stock that is not readily tradable on an established securities market? ..... ☐ **Yes** ☐ **No**

Part V Additional Information for Multiemployer Defined Benefit Pension Plans

13 Enter the following information for each employer that contributed more than 5% of total contributions to the plan during the plan year (measured in dollars). See instructions. *Complete as many entries as needed to report all applicable employers.*

a Name of contributing employer

b EIN **c** Dollar amount contributed by employer

d Date collective bargaining agreement expires *(If employer contributes under more than one collective bargaining agreement, check box* ☐ *and see instructions regarding required attachment. Otherwise, enter the applicable date.)* Month _____ Day _____ Year _____

e Contribution rate information *(If more than one rate applies, check this box* ☐ *and see instructions regarding required attachment. Otherwise, complete lines 13e(1) and 13e(2).)*
(1) Contribution rate (in dollars and cents) _____
(2) Base unit measure: ☐ Hourly ☐ Weekly ☐ Unit of production ☐ Other (specify):

---

a Name of contributing employer

b EIN **c** Dollar amount contributed by employer

d Date collective bargaining agreement expires *(If employer contributes under more than one collective bargaining agreement, check box* ☐ *and see instructions regarding required attachment. Otherwise, enter the applicable date.)* Month _____ Day _____ Year _____

e Contribution rate information *(If more than one rate applies, check this box* ☐ *and see instructions regarding required attachment. Otherwise, complete lines 13e(1) and 13e(2).)*
(1) Contribution rate (in dollars and cents) _____
(2) Base unit measure: ☐ Hourly ☐ Weekly ☐ Unit of production ☐ Other (specify): _____

---

a Name of contributing employer

b EIN **c** Dollar amount contributed by employer

d Date collective bargaining agreement expires *(If employer contributes under more than one collective bargaining agreement, check box* ☐ *and see instructions regarding required attachment. Otherwise, enter the applicable date.)* Month _____ Day _____ Year _____

e Contribution rate information *(If more than one rate applies, check this box* ☐ *and see instructions regarding required attachment. Otherwise, complete lines 13e(1) and 13e(2).)*
(1) Contribution rate (in dollars and cents) _____
(2) Base unit measure: ☐ Hourly ☐ Weekly ☐ Unit of production ☐ Other (specify): _____

---

a Name of contributing employer

b EIN **c** Dollar amount contributed by employer

d Date collective bargaining agreement expires *(If employer contributes under more than one collective bargaining agreement, check box* ☐ *and see instructions regarding required attachment. Otherwise, enter the applicable date.)* Month _____ Day _____ Year _____

e Contribution rate information *(If more than one rate applies, check this box* ☐ *and see instructions regarding required attachment. Otherwise, complete lines 13e(1) and 13e(2).)*
(1) Contribution rate (in dollars and cents) _____
(2) Base unit measure: ☐ Hourly ☐ Weekly ☐ Unit of production ☐ Other (specify): _____

---

a Name of contributing employer

b EIN **c** Dollar amount contributed by employer

d Date collective bargaining agreement expires *(If employer contributes under more than one collective bargaining agreement, check box* ☐ *and see instructions regarding required attachment. Otherwise, enter the applicable date.)* Month _____ Day _____ Year _____

e Contribution rate information *(If more than one rate applies, check this box* ☐ *and see instructions regarding required attachment. Otherwise, complete lines 13e(1) and 13e(2).)*
(1) Contribution rate (in dollars and cents) _____
(2) Base unit measure: ☐ Hourly ☐ Weekly ☐ Unit of production ☐ Other (specify): _____

---

a Name of contributing employer

b EIN **c** Dollar amount contributed by employer

d Date collective bargaining agreement expires *(If employer contributes under more than one collective bargaining agreement, check box* ☐ *and see instructions regarding required attachment. Otherwise, enter the applicable date.)* Month _____ Day _____ Year _____

e Contribution rate information *(If more than one rate applies, check this box* ☐ *and see instructions regarding required attachment. Otherwise, complete lines 13e(1) and 13e(2).)*
(1) Contribution rate (in dollars and cents) _____
(2) Base unit measure: ☐ Hourly ☐ Weekly ☐ Unit of production ☐ Other (specify): _____

---

a Name of contributing employer

b EIN **c** Dollar amount contributed by employer

d Date collective bargaining agreement expires *(If employer contributes under more than one collective bargaining agreement, check box* ☐ *and see instructions regarding required attachment. Otherwise, enter the applicable date.)* Month _____ Day _____ Year _____

e Contribution rate information *(If more than one rate applies, check this box* ☐ *and see instructions regarding required attachment. Otherwise, complete lines 13e(1) and 13e(2).)*
(1) Contribution rate (in dollars and cents) _____
(2) Base unit measure: ☐ Hourly ☐ Weekly ☐ Unit of production ☐ Other (specify): _____

14 Enter the number of participants on whose behalf no contributions were made by an employer as an employer of the participant for:

a The current year	**14a**	
b The plan year immediately preceding the current plan year	**14b**	
c The second preceding plan year	**14c**	

15 Enter the ratio of the number of participants under the plan on whose behalf no employer had an obligation to make an employer contribution during the current plan year to:

a The corresponding number for the plan year immediately preceding the current plan year	**15a**	
b The corresponding number for the second preceding plan year	**15b**	

16 Information with respect to any employers who withdrew from the plan during the preceding plan year:

a Enter the number of employers who withdrew during the preceding plan year	**16a**	
b If line 16a is greater than 0, enter the aggregate amount of withdrawal liability assessed or estimated to be assessed against such withdrawn employers	**16b**	

17 If assets and liabilities from another plan have been transferred to or merged with this plan during the plan year, check box and see instructions regarding supplemental information to be included as an attachment. ☐

Part VI Additional Information for Single-Employer and Multiemployer Defined Benefit Pension Plans

18 If any liabilities to participants or their beneficiaries under the plan as of the end of the plan year consist (in whole or in part) of liabilities to such participants and beneficiaries under two or more pension plans as of immediately before such plan year, check box and see instructions regarding supplemental information to be included as an attachment ☐

19 If the total number of participants is 1,000 or more, complete lines (a) through (c)

a Enter the percentage of plan assets held as:
Stock: _____% Investment-Grade Debt: _____% High-Yield Debt: _____% Real Estate: _____% Other: _____%

b Provide the average duration of the combined investment-grade and high-yield debt:
☐ 0-3 years ☐ 3-6 years ☐ 6-9 years ☐ 9-12 years ☐ 12-15 years ☐ 15-18 years ☐ 18-21 years ☐ 21 years or more

c What duration measure was used to calculate line 19(b)?
☐ Effective duration ☐ Macaulay duration ☐ Modified duration ☐ Other (specify):

Advanced Integration Technology 401(k) Plan

Independent Auditors' Report
and Financial Statements

December 31, 2017 and 2016

BLAND GARVEY
ACCOUNTANTS & CONSULTANTS

INDEPENDENT AUDITORS' REPORT

To the Advanced Integration Technology
401(k) Plan and Participants

Report on the Financial Statements

We were engaged to audit the accompanying financial statements of the Advanced Integration Technology 401(k) Plan which comprise the statements of net assets available for benefits as of December 31, 2017 and 2016, the related statement of changes in net assets available for benefits for the year ended December 31, 2017, and the related notes to the financial statements.

Management's Responsibility for the Financial Statements

Management is responsible for the preparation and fair presentation of these financial statements in accordance with accounting principles generally accepted in the United States of America; this includes the design, implementation, and maintenance of internal control relevant to the preparation and fair presentation of the financial statements that are free from material misstatements, whether due to fraud or error.

Auditor's Responsibility

Our responsibility is to express an opinion on these financial statements based on conducting the audit in accordance with auditing standards generally accepted in the United States of America. Because of the matter described in the Basis for Disclaimer of Opinion paragraph, however, we were not able to obtain sufficient appropriate audit evidence to provide a basis for an audit opinion.

Basis for Disclaimer of Opinion

As permitted by 29 CFR 2520.103-8 of the U. S. Department of Labor's Rules and Regulations for Reporting and Disclosure under the Employee Retirement Income Security Act of 1974, the plan administrator instructed us not to perform, and we did not perform, any auditing procedures with respect to the information summarized in Note C, which was certified by Fidelity Management Trust Company, the trustee of the Plan, except for comparing the information with the related information included in the financial statements and the supplemental schedule. We have been informed by the plan administrator that the trustee holds the Plan's investment assets and executes investment transactions. The plan administrator has obtained a certification from the trustee as of December 31, 2017 and 2016, and the information provided to the plan administrator by the trustee is complete and accurate.

Bland Garvey, P.C.
2600 N. Central Expressway, Suite 550
Richardson, Texas 75080-2007
P: 972-231-2503 F: 972-783-6501
www.blandgarvey.com

PrimeGlobal
An Association of Independent Accounting Firms

Disclaimer of Opinion

Because of the significance of the matter described in the Basis for Disclaimer of Opinion paragraph, we have not been able to obtain sufficient appropriate audit evidence to provide a basis for an audit opinion. Accordingly, we do not express an opinion on these financial statements.

Other Matter

The supplemental schedule of assets (held at end of year) for the year ended December 31, 2017, and the supplemental schedule of delinquent contributions as of December 31, 2017, are required by the Department of Labor's (DOL) Rules and Regulations for Reporting and Disclosure under the Employee Retirement Income Security Act of 1974 and are presented for the purpose of additional analysis and are not a required part of the financial statements. Because of the significance of the matter described in the Basis for Disclaimer of Opinion paragraph, we do not express an opinion on these supplemental schedules referred to above.

Report on Form and Content in Compliance with DOL Rules and Regulations

The form and content of the information included in the financial statements and supplemental schedules, other than that derived from the information certified by the trustee, have been audited by us in accordance with auditing standards generally accepted in the United States of America and, in our opinion, are presented in compliance with the DOL's Rules and Regulations for Reporting and Disclosure under the Employee Retirement Income Security Act of 1974.



October 8, 2018

ADVANCED INTEGRATION TECHNOLOGY 401(k) PLAN
STATEMENTS OF NET ASSETS AVAILABLE FOR BENEFITS
December 31, 2017 and 2016

ASSETS

	2017	2016
Investments		
Participant directed investments at fair value	$ 23,539,734	$ 15,438,235
	23,539,734	15,438,235
Receivables		
Employer	2,278,388	1,321,833
Participant	53,615	38,886
Notes receivable from participants	556,260	433,170
Total receivables	2,888,263	1,793,889
Total assets	26,427,997	17,232,124

LIABILITIES

Excess contributions payable	6,849	-
Total liabilities	6,849	-
Net assets available for benefits	$ 26,421,148	$ 17,232,124

See independent auditors' report and accompanying notes to financial statements.

ADVANCED INTEGRATION TECHNOLOGY 401(k) PLAN
STATEMENT OF CHANGES IN NET ASSETS AVAILABLE FOR BENEFITS
For the Year Ended December 31, 2017

ADDITIONS TO NET ASSETS ATTRIBUTED TO:	
Investment income, net of investment expenses (Note C)	
Net appreciation in fair value of assets	$ 1,995,589
Interest and dividends	696,202
	2,691,791
Interest income from notes receivable from participants	25,554
Contributions	
Employer	2,278,388
Participants	4,147,510
Participant rollovers	2,069,131
Total contributions	8,495,029
Participant note receivable transfer in	64,950
Total additions	11,277,324
DEDUCTIONS FROM NET ASSETS ATTRIBUTED TO:	
Benefits paid to participants	2,069,615
Deemed distributions	2,169
Administrative expenses	16,516
Total deductions	2,088,300
Net increase in net assets	9,189,024
NET ASSETS AVAILABLE FOR BENEFITS:	
Beginning of the year	17,232,124
End of the year	$ 26,421,148

See independent auditors' report and accompanying notes to financial statements.

ADVANCED INTEGRATION TECHNOLOGY 401(k) PLAN
NOTES TO FINANCIAL STATEMENTS
December 31, 2017

NOTE A – PLAN DESCRIPTION

The following description of the Advanced Integration Technology 401(k) Plan (the "Plan") provides only general information. Participants should refer to the Plan documents for a more complete description of the Plan's provisions.

General

Advanced Integration Technology LP maintains the Plan for the benefit of its eligible employees and eligible employees of subsidiaries, divisions and affiliated companies that have adopted the Plan. Generally, the Plan covers all eligible employees of Advanced Integration Technology LP ("AIT"), Advanced Integration Services LP, ("AIS"), Advanced Integrated Tooling Solutions LP ("AITS"), Advanced Integration Technology Grand Prairie LP ("AITGP"), Advanced Integration Technology San Antonio LP ("AITSA"), and Nova-Tech Engineering ("NTE") (together "the Company") who elect to participate. The Plan is a defined contribution 401(k) plan covering all employees of the Company who have completed 30 days of service at a Plan entry date. The Plan entry dates are the first day of each month. The Plan as amended and restated was established January 25, 2006, upon conversion of an existing employee contribution savings plan. The Plan is subject to the provisions of the Employment Retirement Income Security Act of 1974 ("ERISA"), as amended.

Advanced Integration Technology LP (the "Company") is the sponsor and administrator of the Plan. Fidelity Management Trust Company is the Plan Trustee.

The financial statements were approved for issue on October 8, 2018, which is the date the financial statements are available to be issued.

Plan amendments

The Plan was amended effective March 13, 2017, to include Nova-Tech Engineering, LP as a participating employer under the Plan.

The Plan was amended effective June 26, 2016, to modify the definition of eligible compensation for participant deferrals and nonelective employer contributions. The contribution limit for regular participant deferral contributions was increased to 25% of compensation. Additionally, the Plan was amended to establish an automatic pre-tax deferral contribution of 6% for newly-eligible employees upon the entry date upon which they are eligible to participate in the Plan unless a zero election is on file with the Plan. Participants with a deferral rate greater than zero will have their deferral rate increased annually by 1% per year, up to a maximum deferral rate of 10%.

NOTE A – PLAN DESCRIPTION

The Plan was amended effective November 14, 2016, to adjust the deferral limit for regular participant deferral contributions to 100% of compensation.

Eligibility

Generally, all active employees of the Company are eligible to participate in the Plan. Employees are eligible to contribute at the first entry date upon completing 30 days of service with the Company. Entry dates are the first day of each month.

401(k) provisions

Contributions are by salary reduction and are at the employee's discretion within the limits imposed by the 401(k) provisions of the Plan and the applicable Internal Revenue Code sections. The participant accounts are "participant directed accounts."

Salary deferral

The Plan is a defined contribution plan wherein participants elect to reduce their compensation and have such reductions contributed to the Plan on their behalf. Participants may contribute on a pre-tax basis or an after-tax Roth basis subject to procedures established by the plan administrator.

The maximum contributions allowed by the Internal Revenue Service were $18,000 for the years 2017 and 2016. The Plan also allows for rollovers from other plans. Participating employees are eligible to make catch-up contributions under the Plan provided the participating employees have attained or will attain the age of 50 before the close of the year. The amount of catch-up contributions allowed by the Internal Revenue Service was $6,000 for 2017 and 2016.

The term "compensation" for calculation of deferral shall be taxable compensation including salary reduction contributions made to an employer sponsored cafeteria plan or 401(k) plan but excluding reimbursements or other expense allowances, fringe benefits, moving expenses, and deferred compensation. Differential wages are excluded. Participants can elect to contribute to the Plan not less than 1% or more than 100% of eligible compensation for the years ended December 31, 2017 and 2016. Participants may elect to make deferral contributions on any Company paid bonus with the completion of a special election form. If no special election is made, deferrals will not be made from bonus compensation.

NOTE A – PLAN DESCRIPTION

Participants may make additional deferral contributions during payroll periods designated by the Company. The participant may elect to contribute to the Plan not less than 1% or more than 100% of eligible compensation on a pre-tax basis by completing a special election form.

The Plan includes an auto-enrollment provision whereby all newly eligible employees are automatically enrolled in the Plan unless they affirmatively elect not to participate in the Plan. Automatically enrolled participants have their deferral rate set at 6% of eligible compensation and their contributions invested in a designated balanced fund until changed by the participant. Participants with a deferral rate greater than zero will have their deferral rate increased annually by 1% per year, up to a maximum deferral rate of 10%.

Employer contributions

Discretionary employer 401(k) contributions are determined on an annual basis by the Board of Directors of the Company and are at the discretion of the Board of Directors within the limits imposed by the Plan documents and the applicable Internal Revenue Code sections. Participating employees are eligible for discretionary matching contributions following completion of a six month period of service. Participants must complete at least 1,000 hours of service during the Plan year and be employed as of the last day of the year to receive any matching contributions made for the year.

The Employer may make qualified nonelective contributions and allocate the contribution to certain non-highly compensated employees to facilitate the Plan passing non-discrimination tests during a Plan year.

Employer matching contributions will be made on participant deferral contributions excluding age 50 and over catch-up contributions, and bonus compensation deferrals.

For the years ended December 31, 2017 and 2016, AIT, AITS, AIS, AITGP, AITSA and NTE made a matching contribution of 100% of each participant's 401(k) contribution, up to 6% of the participant's compensation.

Participant accounts

Each participant's account is credited with the participant's contribution, if any, and an allocation of (a) the Company's contribution, (b) investment experience on those amounts, and (c) forfeitures of terminated participants' non-vested amounts. Participant accounts are charged with an allocation of administrative expenses. Allocations are based on participants' compensation or account balances, as defined. The benefit to which a participant is entitled is the benefit that can be provided from the participant's vested account.

NOTE A – PLAN DESCRIPTION

Vesting

Employee contributions, Roth contributions and rollover contributions are immediately 100% vested. A participant is eligible for the matching contributions after six months of credited service. A participant is 100% vested immediately on employer matching contributions, once eligible.

Notes receivable from participants

The Plan allows participants to borrow fifty percent, up to $50,000, of their vested account balance from the Plan at any time. The minimum loan amount is $1,000. Each participant may have only one loan outstanding at any given time. The rate of interest is equal to the Wall Street Journal prime rate plus one percent. The loans are secured by the balance in the participant's account. Principal and interest is paid ratably through payroll deductions. Participant loans are valued at cost.

Termination

Although it has not expressed any intent to do so, the Company's Board of Directors may terminate the Plan at any time. Upon termination, the Board of Directors may elect to distribute to each participant, or his or her beneficiary, the proportionate share of the Plan's assets as determined by the individual account balances on the date of termination, or continue the existence of the trust for the purpose of paying benefits as they become due under the terms of the Plan. In addition, upon termination of the Plan, the participants' vested interest in employer contributions shall be 100%.

Upon termination of service, a participant may elect to receive a lump-sum amount equal to the value of his or her account.

Payment of benefits

Distributions of participants' account balances occur only upon retirement, death, hardship, in-service distribution or other termination of employment. A participant or participant's beneficiary may receive distributions under one of several options. The options allow for payment in lump-sum distributions of cash or transfer to an individual retirement account or other brokerage account. Participants who have reached age 59 ½ may elect to withdraw all or a portion of their employee deferral contributions while they are still employed by the Company. Participants who have reached age 70 ½ may elect to receive installment payments sufficient to satisfy required minimum distributions as required by IRS regulations.

ADVANCED INTEGRATION TECHNOLOGY 401(k) PLAN
NOTES TO FINANCIAL STATEMENTS
December 31, 2017

NOTE A – PLAN DESCRIPTION

Investing options

Upon enrollment in the Plan, a participant may direct employee contributions in any of the investment options listed in Note C. Participants may change their investment options at any time.

Plan administrative costs

The Company paid administrative expenses of $20 per participant per year to Fidelity Management Trust Company for plan recordkeeping for the years ended December 31, 2017 and 2016. Investment fees based on the fair value of the assets invested in both Fidelity and Non-Fidelity mutual funds have been waived by Fidelity for both the years ended December 31, 2017 and 2016.

Funding policy

It is the policy of the Plan sponsor to remit the employee contributions as soon as administratively possible, but no later than five business days after the date of payroll. The employer contribution is made annually within six months of the Plan's year end.

Forfeitures

The Plan had no forfeitures for the years ended December 31, 2017 and 2016. Forfeitures are used to reduce employer matching or profit sharing contributions or plan administrative expenses. At December 31, 2017 and 2016, the Plan maintained a balance of $57,052 and $51,402, respectively, in forfeited accounts.

NOTE B – SUMMARY OF SIGNIFICANT ACCOUNTING POLICIES

The summary of significant accounting policies of the Plan is presented to assist in understanding the Plan's financial statements. The financial statements and notes are representations of the Plan's administrator, who is responsible for their integrity and objectivity. The accounting policies conform to accounting principles generally accepted in the United States of America and have been consistently applied in the preparation of the financial statements.

NOTE B – SUMMARY OF SIGNIFICANT ACCOUNTING POLICIES

Basis of accounting

The Plan's financial statements are presented on the accrual basis of accounting in conformity with U.S. generally accepted accounting principles (U.S. GAAP). Distributions to participants or their beneficiaries are recorded when paid.

Investments held by a defined contribution plan are required to be reported at fair value, except for fully benefit-responsive investment contracts. Contract value is the relevant measure for the portion of the net assets available for benefits of a defined contribution plan attributable to fully benefit-responsive investment contracts because contract value is the amount participants normally would receive if they were to initiate permitted transactions under the terms of the Plan.

Use of estimates

The preparation of the financial statements in conformity with U.S. GAAP requires plan management to make estimates and assumptions that affect the reported amounts of plan assets, liabilities and changes in those assets and liabilities, and disclosures of contingent assets and liabilities. Actual results could differ from those estimates.

Investment valuation and income recognition

Investments are reported at fair value (except for fully benefit-responsive investment contracts, which are reported at contract value). Fair value is the price that would be received to sell an asset or paid to transfer a liability in an orderly transaction between market participants at the measurement date. The Plan's investment committee determines the Plan's valuation policies utilizing information provided by the investment advisers and custodians. See Note E for discussion of fair value measurements.

Purchases and sales of securities are recorded on a trade-date basis. Interest income is recorded on the accrual basis. Dividends are recorded on the ex-dividend date. Net appreciation (depreciation) includes the Plan's gains and losses on investments purchased and sold as well as held during the year.

Payment of benefits

Benefit payments are recorded when paid.

NOTE B – SUMMARY OF SIGNIFICANT ACCOUNTING POLICIES

Expenses

Certain expenses incurred maintaining the Plan are paid directly by the Company and are excluded from these financial statements. Investment-related expenses are included in net appreciation of fair value of investments.

Notes receivable from participants

Notes receivable from participants are measured at their unpaid principal balance plus any accrued but unpaid interest. Interest income is recorded on the accrual basis. Related fees are recorded as administrative expenses and are expensed when they are incurred. No allowance for credit losses has been recorded as of December 31, 2017 and 2016. Delinquent participant loans are recorded as distributions on the basis of the terms of the Plan agreement.

These loan transactions are treated as a transfer between the investment fund and the participant notes fund. The interest rate on loan transactions is commensurate with current rates. As of December 31, 2017 and 2016, the interest rates on outstanding loan balances ranged from 4.25% to 8.5%, respectively.

NOTE C − INFORMATION PREPARED AND CERTIFIED BY THE TRUSTEE (UNAUDITED)

At December 31, 2017 and 2016, respectively, the Plan's investments were held by Fidelity Management Trust Company, the Trustee. The following is a summary of the Plan's financial information that is included in the accompanying financial statements and supplemental schedule based on information certified by the Trustees as complete and accurate in accordance with Section 2520.103-8 of the Department of Labor's Rules and Regulations for Reporting Disclosure under the Employee Retirement Income Security Act of 1974.

	2017	2016
Investments, at fair value		
Common/collective trust		
Fidelity Managed Income Portfolio	$ 360,041	$ 184,695

NOTE C − INFORMATION PREPARED AND CERTIFIED BY THE TRUSTEE (UNAUDITED)

Investments in Registered Investment Companies		
American Century OC 2020 Investment	$ 3,228,319	$ 2,129,542
American Century OC 2025 Investment	4,370,339	2,756,877
American Century OC 2030 Investment	2,477,012	1,659,084
American Century OC 2035 Investment	3,264,090	2,041,398
American Century OC 2040 Investment	1,316,575	963,281
American Century OC 2045 Investment	1,450,113	1,060,868
American Century OC 2050 Investment	980,212	529,313
American Century OC 2055 Investment	452,552	244,503
American Century OC IN RTM IV	1,155,862	934,685
Black Rock S&P500 Stock	-	685,465
Carillon E Mid Cap Growth R5	655,169	-
Eagle Mid Cap Growth R5	-	290 076
Fidelity MMT Retire Gov	-	61,993
IS S&P 500 Index K	1,206,161	-
JPM US Small CO	227,670	275,221
Loomis Core PL BD A	254,824	165,547
Lord Abbett High Yield Fund	120,299	129,849
MFS Intl Divrsn R3	503,494	307,641
MFS Value R3	498,406	375,446
Pioneer Fund Growth	697,380	437,948
Self directed brokerage account	248,408	151,696
Temple Global Bond	72,808	53,107
	$ 23,179,693	$ 15,253,540
Investment income, net of investment expenses	$ $2,700,829	

NOTE D –COMMON/COLLECTIVE TRUST

The Plan offers the Fidelity Managed Income Portfolio (the "Portfolio") as an investment option. The Portfolio is a common/collective trust managed by Fidelity Management Trust Company ("FMTC"), which strives to preserve principal while earning a level of interest income consistent with principal preservation. The Portfolio maintains, but cannot guarantee, a stable net asset value of $1 per share. The net asset value is used as a practical expedient to estimate fair value.

NOTE D –COMMON/COLLECTIVE TRUST

There are no reserves against the contract value for credit risk of the contract issuer or otherwise. The fair value of the investment contract at December 31, 2017 and 2016, was $360,041 and $185,150, respectively. Principal and interest are not guaranteed.

During 2017 and 2016, the average yields for the Managed Income Portfolio were as follows:

	2017	2016
Yield analysis		
Based on actual earnings	2.19%	1.24%

NOTE E – FAIR VALUE MEASUREMENTS

The framework for measuring fair value provides a fair value hierarchy that prioritizes the inputs to valuation techniques used to measure fair value. The hierarchy gives the highest priority to unadjusted quoted prices in active markets for identical assets or liabilities (Level 1) and the lowest priority to unobservable inputs (Level 3). Valuation techniques maximize the use of relevant observable inputs and minimize the use of unobservable inputs.

The three levels of the fair value hierarchy under FASB ASC 820 are described as follows:

Level 1 Unadjusted quoted prices for identical assets or liabilities in active markets that the Plan can access at the measurement date.

Level 2 Inputs other than quoted prices included within Level 1 that are observable for the asset or liability, either directly or indirectly, such as:

- Quoted prices for similar assets or liabilities in active markets.
- Quoted prices for identical or similar assets or liabilities in inactive markets.
- Inputs other than quoted prices that are observable for the asset or liability.
- Inputs that are derived principally from or corroborated by observable market data by correlation or other means.

If the asset or liability has a specified (contractual) term, the Level 2 input must be observable for substantially the full term of the asset or liability.

Level 3 Unobservable inputs that are significant to the fair value of assets or liabilities.

NOTE E – FAIR VALUE MEASUREMENTS

Following is a description of the valuation methodologies used for assets measured at fair value.

Mutual funds: Valued at the daily closing price as reported by the fund. Mutual funds held by the Plan are open-end mutual funds that are registered with the U.S. Securities and Exchange Commission. These funds are required to publish their daily net asset value and to transact at that price. The mutual funds held by the Plan are deemed to be actively traded.

Self-directed brokerage accounts: Accounts primarily consist of mutual funds and common stocks that are valued on the basis of readily determinable market prices.

Stable value collective trust fund: A stable value fund that is composed primarily of fully benefit-responsive investment contracts that is valued at the net asset value of units of the bank collective trust. The net asset value is used as a practical expedient to estimate fair value. This practical expedient would not be used if it is determined to be probable that the fund will sell the investment for an amount different from the reported net asset value. Participant transactions (purchases and sales) may occur daily. If the Plan initiates a full redemption of the collective trust, the issuer reserves the right to require 12 months' notification in order to ensure that securities liquidations will be carried out in an orderly business manner.

The preceding methods described may produce a fair value calculation that may not be indicative of net realizable value or reflective of future fair values. Furthermore, although the Plan believes its valuation methods are appropriate and consistent with other market participants, the use of different methodologies or assumptions to determine the fair value of certain financial instruments could result in a different fair value measurement at the reporting date. There have been no changes in the methodologies used at December 31, 2017 and 2016.

The following table sets forth by level, within the fair value hierarchy, the Plan's assets at fair value as of December 31, 2017 and 2016. Classification within the fair value hierarchy table is based on the lowest level of any input that is significant to the fair value measurement.

NOTE E – FAIR VALUE MEASUREMENTS

	Assets at Fair Value as of December 31, 2017			
	Level 1	Level 2	Level 3	Total
Mutual funds	$ 22,931,285	-	-	$ 22,931,285
Self directed brokerage account	248,408	-	-	248,408
Total assets in the fair value hierarchy	23,179,693	-	-	23,179,693
Investments measured at net asset value (a)	-	-	-	360,041
Investments at fair value	$ 23,179,693	$ -	$ -	$ 23,539,734

	Assets at Fair Value as of December 31, 2016			
	Level 1	Level 2	Level 3	Total
Mutual funds	$ 15,101,844	-	-	$ 15,101,844
Self directed brokerage account	151,696	-	-	151,696
Total assets in the fair value hierarchy	15,253,540	-	-	15,253,540
Investments measured at net asset value (a)	-	-	-	184,695
Investments at fair value	$ 15,253,540	$ -	$ -	$ 15,438,235

(a) In accordance with Subtopic 820-10, certain investments that were measured at net asset value per share (or its equivalent) have not been classified in the fair value hierarchy. The fair value amounts presented in this table are intended to permit reconciliation of the fair value hierarchy to the line items present in the statement of net assets available for benefits.

Gains and losses included in changes in net assets available for benefits for the year ended December 31, 2017, are reported in net appreciation in fair value of investments.

NOTE E – FAIR VALUE MEASUREMENTS

For years ended December 31, 2017 and 2016, there were no significant transfers between Levels 1 and 2 and no transfers in or out of Level 3.

Investments Measured Using the Net Asset Value per Share Practical Expedient

The following table summarizes investments for which fair value is measured using the net asset value per share practical expedient as of December 31, 2017 and 2016, respectively. There are no participant redemption restrictions for these investments; the redemption notice period is applicable only to the Plan.

December 31, 2017	Fair Value	Unfunded Commitments	Redemption Frequency (If Currently Eligible)	Redemption Notice Period
Managed Income Portfolio – stable value collective trust fund	$ 360,041	N/A	Daily	12 months

December 31, 2016	Fair Value	Unfunded Commitments	Redemption Frequency (If Currently Eligible)	Redemption Notice Period
Managed Income Portfolio – stable value collective trust fund	$ 184,695	N/A	Daily	12 months

NOTE F – RELATED PARTY TRANSACTIONS AND PARTY IN INTEREST TRANSACTIONS

Fidelity Management Trust Company acted as trustee and custodian of the Plan for the years ended December 31, 2017 and 2016, respectively. Fidelity Investments Institutional Operations Company, Inc. is the recordkeeper for the Plan and receives direct compensation from the Plan for these services. During the year ended December 31, 2017, the recordkeeper received $12,513 in direct compensation from the Plan.

NOTE F – RELATED PARTY TRANSACTIONS AND PARTY IN INTEREST TRANSACTIONS

Strategic Advisors, Inc. acted as an investment advisor for the Plan for the years ended December 31, 2017 and 2016, respectively. Strategic Advisors, Inc. receives direct compensation from the Plan for these services. During the year ended December 31, 2017, the investment advisor received $4,079 in direct compensation from the Plan.

Fidelity Investments Institutional Operations Company, Inc. also receives indirect compensation from the Plan through fund management services it provides to selected mutual funds held by the Plan. Fidelity Investments Institutional Operations Company, Inc. is the designated provider of individual retirement accounts that are established and maintained for automatic rollovers from the Plan for mandatory distributions greater than $1,000 if the participant does not elect either a direct rollover or to receive a distribution of their account balance.

Advanced Integration Technology LP provides certain accounting, administrative, and investment management services to the Plan. UBS Financial Services Inc. provides investment consulting, employee education consulting and plan program consulting (including fiduciary support) to the Plan. These transactions qualify as party-in-interest transactions. However, these transactions are exempt from the prohibited transaction rules.

NOTE G – DERIVATIVES

The Plan has no instruments that, in whole or part, are accounted for as a derivative instrument under current authoritative guidance in *Accounting for Derivative Instruments and Hedging Activities*, during the current plan year.

NOTE H – RISKS AND UNCERTAINTIES

The Plan invests in various investment securities. Investment securities are exposed to various risks, such as interest rate, market, and credit risks. Because of the level of risk associated with certain investment securities it is at least reasonably possible that changes in values of investment securities will occur in the near term and that such changes could materially affect participants' account balances and the amounts reported in the Statements of Net Assets Available for Benefits.

NOTE I – SEPARATED PARTICIPANTS WITH VESTED BENEFITS

There were 17 and 77 terminated participants with vested benefits of $497,779 and $2,267,406 as of December 31, 2017 and 2016, respectively.

NOTE J – FIDELITY BOND

ERISA requires a fidelity bond at the beginning of each plan year in the amount of 10% of the assets of the Plan but must not be less than $1,000 and need not be greater than $500,000. The Plan has a $500,000 fidelity bond. The term of the fidelity bond is from July 1, 2013, through December 1, 2018.

NOTE K – DELINQUENT CONTRIBUTIONS

As required by ERISA Section 2510.3-102, the plan sponsor is required to segregate employee contributions to the Plan from its general assets as soon as practicable but in no event more than 15 days following the end of the month in which amounts are withheld from wages. It is the Plan sponsor's funding policy to remit employee contributions as soon as administratively possible, but no later than 5 business days after the date of the payroll.

During 2017 and 2016, it was determined that employee contributions were not being remitted on a timely basis. Total employer contributions considered to be late were $5,399 and $47,278 for the years ended December 31, 2017 and 2016, respectively. The plan sponsor entered the Department of Labor's Voluntary Fiduciary Correction Program to determine the amount of the lost earnings associated with the late contributions for 2017 and 2016, and these amounts have been added to the Plan during 2017.

NOTE L – FORM 5500

The following is a reconciliation of net assets available for benefits per the financial statements at December 31, 2017 and 2016, to Form 5500:

	2017	2016
Net assets available for benefits per the financial statements	$ 26,421,148	$ 17,232,124
Accrued liabilities	6,849	-
Accrued contribution receivables not recorded on Form 5500	(2,332,003)	(1,360,719)
Net assets available for benefits per the Form 5500	$ 24,095,994	$ 15,871,405

The following is a reconciliation of changes in net assets available for benefits per the financial statements for the year ended December 31, 2017, to Form 5500:

Net increase in plan assets per the financial statements	$ 9,189,024
Difference in accrued employer contributions between 2017 and 2016	(956,555)
Difference in accrued participant contributions between 2017 and 2016	(14,729)
Difference in accrued liabilities between 2017 and 2016	6,849
Net increase in plan assets per Form 5500	$ 8,224,589

NOTE M − INCOME TAX STATUS

The Plan obtained its most recent determination letter on March 31, 2008, in which the Internal Revenue Service stated that the Plan as then designed, was in compliance with the applicable requirements of the Internal Revenue Code. Although the Plan has been amended since receiving the determination letter, the plan administrator and the plan's tax counsel believe that

NOTE N – SUBSEQUENT EVENTS

the Plan is designed and is currently being operated in compliance with the applicable requirements of the IRC and therefore believe that the Plan is qualified. The plan administrator believes it is no longer subject to income tax examinations for years prior to 2014.

The employer match for 2017 was posted to the Plan prior to the end of the first quarter of 2018 in the amount of $2,278,388.

The Plan Sponsor has evaluated subsequent events through the date which the financial statements were available to be issued.

SUPPLEMENTAL SCHEDULES

ADVANCED INTEGRATION TECHNOLOGY 401(k) PLAN
SCHEDULE H, LINE 4i SCHEDULE OF ASSETS (HELD AT END OF YEAR)
As of December 31, 2017
EIN #47-2414568 PLAN NUMBER 001

(a)	(b) Identity of Issue, Borrower, Lessor or Similar Party	(c) Description of investment, including maturity date, rate of interest, collateral, par, or maturity value	(d) Cost	(e) Current Value
*	Fidelity Investments Institutional Operations Company, Inc.			
*	American Century OC 2020 Investment	Mutual fund	**	$ 3,228,319
*	American Century OC 2025 Investment	Mutual fund	**	4,370,339
*	American Century OC 2030 Investment	Mutual fund	**	2,477,012
*	American Century OC 2035 Investment	Mutual fund	**	3,264,090
*	American Century OC 2040 Investment	Mutual fund	**	1,316,575
*	American Century OC 2045 Investment	Mutual fund	**	1,450,113
*	American Century OC 2050 Investment	Mutual fund	**	980,212
*	American Century OC 2055 Investment	Mutual fund	**	452,552
*	American Century OC IN RTM IV	Mutual fund	**	1,155,862
*	Carillon E Mid Cap Growth R5	Mutual fund	**	655,169
*	Fidelity Managed Income Portfolio	Common/Collective Trust	**	360,041
*	IS S&P 500 Index K	Mutual fund	**	1,206,161
*	JPM US Small CO	Mutual fund	**	227,670
*	Loomis Core PL BD A	Mutual fund	**	254,824
*	Lord Abbett High Yield Fund	Mutual fund	**	120,299
*	MFS Intl Divrsn R	Mutual fund	**	503,494
*	MFS Value R3	Mutual fund	**	498,406
*	Pioneer Fund Growth	Mutual fund	**	697,380
	Self directed brokerage account	Brokerage account	**	248,408
*	Temple Global Bond	Mutual fund	**	72,808
				$ 23,539,734
*		Participant notes receivable at 4.25 – 8.0%	**	$ 556,260

* Denotes party-in-interest
** Not required for participant directed investments

ADVANCED INTEGRATION TECHNOLOGY 401(k) PLAN
SCHEDULE H, LINE 4i SCHEDULE OF ASSETS (HELD AT END OF YEAR)
As of December 31, 2017
EIN #47-2414568 PLAN NUMBER 001

Participant Contributions Transferred Late to the Plan	Contributions Not Corrected	Contributions Corrected Outside VFCP	Contributions Pending Correction in VFCP	Total Fully Corrected Under VFCP and PTE 2002-51
$ 5,399	$ -	$ 5,399	$ -	$ -

Advanced Integration Technology 401(k) Plan

Independent Auditors' Report
and Financial Statements

December 31, 2017 and 2016

BLAND GARVEY
ACCOUNTANTS & CONSULTANTS

INDEPENDENT AUDITORS' REPORT

To the Advanced Integration Technology
401(k) Plan and Participants

Report on the Financial Statements

We were engaged to audit the accompanying financial statements of the Advanced Integration Technology 401(k) Plan which comprise the statements of net assets available for benefits as of December 31, 2017 and 2016, the related statement of changes in net assets available for benefits for the year ended December 31, 2017, and the related notes to the financial statements.

Management's Responsibility for the Financial Statements

Management is responsible for the preparation and fair presentation of these financial statements in accordance with accounting principles generally accepted in the United States of America; this includes the design, implementation, and maintenance of internal control relevant to the preparation and fair presentation of the financial statements that are free from material misstatements, whether due to fraud or error.

Auditor's Responsibility

Our responsibility is to express an opinion on these financial statements based on conducting the audit in accordance with auditing standards generally accepted in the United States of America. Because of the matter described in the Basis for Disclaimer of Opinion paragraph, however, we were not able to obtain sufficient appropriate audit evidence to provide a basis for an audit opinion.

Basis for Disclaimer of Opinion

As permitted by 29 CFR 2520.103-8 of the U. S. Department of Labor's Rules and Regulations for Reporting and Disclosure under the Employee Retirement Income Security Act of 1974, the plan administrator instructed us not to perform, and we did not perform, any auditing procedures with respect to the information summarized in Note C, which was certified by Fidelity Management Trust Company, the trustee of the Plan, except for comparing the information with the related information included in the financial statements and the supplemental schedule. We have been informed by the plan administrator that the trustee holds the Plan's investment assets and executes investment transactions. The plan administrator has obtained a certification from the trustee as of December 31, 2017 and 2016, and the information provided to the plan administrator by the trustee is complete and accurate.

Bland Garvey, P.C.
2600 N. Central Expressway, Suite 550
Richardson, Texas 75080-2007
P: 972-231-2503 F: 972-783-6501
www.blandgarvey.com

PrimeGlobal
An Association of Independent Accounting Firms

Disclaimer of Opinion

Because of the significance of the matter described in the Basis for Disclaimer of Opinion paragraph, we have not been able to obtain sufficient appropriate audit evidence to provide a basis for an audit opinion. Accordingly, we do not express an opinion on these financial statements.

Other Matter

The supplemental schedule of assets (held at end of year) for the year ended December 31, 2017, and the supplemental schedule of delinquent contributions as of December 31, 2017, are required by the Department of Labor's (DOL) Rules and Regulations for Reporting and Disclosure under the Employee Retirement Income Security Act of 1974 and are presented for the purpose of additional analysis and are not a required part of the financial statements. Because of the significance of the matter described in the Basis for Disclaimer of Opinion paragraph, we do not express an opinion on these supplemental schedules referred to above.

Report on Form and Content in Compliance with DOL Rules and Regulations

The form and content of the information included in the financial statements and supplemental schedules, other than that derived from the information certified by the trustee, have been audited by us in accordance with auditing standards generally accepted in the United States of America and, in our opinion, are presented in compliance with the DOL's Rules and Regulations for Reporting and Disclosure under the Employee Retirement Income Security Act of 1974.



October 8, 2018

ADVANCED INTEGRATION TECHNOLOGY 401(k) PLAN
STATEMENTS OF NET ASSETS AVAILABLE FOR BENEFITS
December 31, 2017 and 2016

ASSETS

	2017	2016
Investments		
Participant directed investments at fair value	$ 23,539,734	$ 15,438,235
	23,539,734	15,438,235
Receivables		
Employer	2,278,388	1,321,833
Participant	53,615	38,886
Notes receivable from participants	556,260	433,170
Total receivables	2,888,263	1,793,889
Total assets	26,427,997	17,232,124

LIABILITIES

Excess contributions payable	6,849	-
Total liabilities	6,849	-
Net assets available for benefits	$ 26,421,148	$ 17,232,124

See independent auditors' report and accompanying notes to financial statements.

ADVANCED INTEGRATION TECHNOLOGY 401(k) PLAN
STATEMENT OF CHANGES IN NET ASSETS AVAILABLE FOR BENEFITS
For the Year Ended December 31, 2017

ADDITIONS TO NET ASSETS ATTRIBUTED TO:	
Investment income, net of investment expenses (Note C)	
Net appreciation in fair value of assets	$ 1,995,589
Interest and dividends	696,202
	2,691,791
Interest income from notes receivable from participants	25,554
Contributions	
Employer	2,278,388
Participants	4,147,510
Participant rollovers	2,069,131
Total contributions	8,495,029
Participant note receivable transfer in	64,950
Total additions	11,277,324
DEDUCTIONS FROM NET ASSETS ATTRIBUTED TO:	
Benefits paid to participants	2,069,615
Deemed distributions	2,169
Administrative expenses	16,516
Total deductions	2,088,300
Net increase in net assets	9,189,024
NET ASSETS AVAILABLE FOR BENEFITS:	
Beginning of the year	17,232,124
End of the year	$ 26,421,148

See independent auditors' report and accompanying notes to financial statements.

ADVANCED INTEGRATION TECHNOLOGY 401(k) PLAN
NOTES TO FINANCIAL STATEMENTS
December 31, 2017

NOTE A – PLAN DESCRIPTION

The following description of the Advanced Integration Technology 401(k) Plan (the "Plan") provides only general information. Participants should refer to the Plan documents for a more complete description of the Plan's provisions.

General

Advanced Integration Technology LP maintains the Plan for the benefit of its eligible employees and eligible employees of subsidiaries, divisions and affiliated companies that have adopted the Plan. Generally, the Plan covers all eligible employees of Advanced Integration Technology LP ("AIT"), Advanced Integration Services LP, ("AIS"), Advanced Integrated Tooling Solutions LP ("AITS"), Advanced Integration Technology Grand Prairie LP ("AITGP"), Advanced Integration Technology San Antonio LP ("AITSA"), and Nova-Tech Engineering ("NTE") (together "the Company") who elect to participate. The Plan is a defined contribution 401(k) plan covering all employees of the Company who have completed 30 days of service at a Plan entry date. The Plan entry dates are the first day of each month. The Plan as amended and restated was established January 25, 2006, upon conversion of an existing employee contribution savings plan. The Plan is subject to the provisions of the Employment Retirement Income Security Act of 1974 ("ERISA"), as amended.

Advanced Integration Technology LP (the "Company") is the sponsor and administrator of the Plan. Fidelity Management Trust Company is the Plan Trustee.

The financial statements were approved for issue on October 8, 2018, which is the date the financial statements are available to be issued.

Plan amendments

The Plan was amended effective March 13, 2017, to include Nova-Tech Engineering, LP as a participating employer under the Plan.

The Plan was amended effective June 26, 2016, to modify the definition of eligible compensation for participant deferrals and nonelective employer contributions. The contribution limit for regular participant deferral contributions was increased to 25% of compensation. Additionally, the Plan was amended to establish an automatic pre-tax deferral contribution of 6% for newly-eligible employees upon the entry date upon which they are eligible to participate in the Plan unless a zero election is on file with the Plan. Participants with a deferral rate greater than zero will have their deferral rate increased annually by 1% per year, up to a maximum deferral rate of 10%.

NOTE A – PLAN DESCRIPTION

The Plan was amended effective November 14, 2016, to adjust the deferral limit for regular participant deferral contributions to 100% of compensation.

Eligibility

Generally, all active employees of the Company are eligible to participate in the Plan. Employees are eligible to contribute at the first entry date upon completing 30 days of service with the Company. Entry dates are the first day of each month.

401(k) provisions

Contributions are by salary reduction and are at the employee's discretion within the limits imposed by the 401(k) provisions of the Plan and the applicable Internal Revenue Code sections. The participant accounts are "participant directed accounts."

Salary deferral

The Plan is a defined contribution plan wherein participants elect to reduce their compensation and have such reductions contributed to the Plan on their behalf. Participants may contribute on a pre-tax basis or an after-tax Roth basis subject to procedures established by the plan administrator.

The maximum contributions allowed by the Internal Revenue Service were $18,000 for the years 2017 and 2016. The Plan also allows for rollovers from other plans. Participating employees are eligible to make catch-up contributions under the Plan provided the participating employees have attained or will attain the age of 50 before the close of the year. The amount of catch-up contributions allowed by the Internal Revenue Service was $6,000 for 2017 and 2016.

The term "compensation" for calculation of deferral shall be taxable compensation including salary reduction contributions made to an employer sponsored cafeteria plan or 401(k) plan but excluding reimbursements or other expense allowances, fringe benefits, moving expenses, and deferred compensation. Differential wages are excluded. Participants can elect to contribute to the Plan not less than 1% or more than 100% of eligible compensation for the years ended December 31, 2017 and 2016. Participants may elect to make deferral contributions on any Company paid bonus with the completion of a special election form. If no special election is made, deferrals will not be made from bonus compensation.

NOTE A – PLAN DESCRIPTION

Participants may make additional deferral contributions during payroll periods designated by the Company. The participant may elect to contribute to the Plan not less than 1% or more than 100% of eligible compensation on a pre-tax basis by completing a special election form.

The Plan includes an auto-enrollment provision whereby all newly eligible employees are automatically enrolled in the Plan unless they affirmatively elect not to participate in the Plan. Automatically enrolled participants have their deferral rate set at 6% of eligible compensation and their contributions invested in a designated balanced fund until changed by the participant. Participants with a deferral rate greater than zero will have their deferral rate increased annually by 1% per year, up to a maximum deferral rate of 10%.

Employer contributions

Discretionary employer 401(k) contributions are determined on an annual basis by the Board of Directors of the Company and are at the discretion of the Board of Directors within the limits imposed by the Plan documents and the applicable Internal Revenue Code sections. Participating employees are eligible for discretionary matching contributions following completion of a six month period of service. Participants must complete at least 1,000 hours of service during the Plan year and be employed as of the last day of the year to receive any matching contributions made for the year.

The Employer may make qualified nonelective contributions and allocate the contribution to certain non-highly compensated employees to facilitate the Plan passing non-discrimination tests during a Plan year.

Employer matching contributions will be made on participant deferral contributions excluding age 50 and over catch-up contributions, and bonus compensation deferrals.

For the years ended December 31, 2017 and 2016, AIT, AITS, AIS, AITGP, AITSA and NTE made a matching contribution of 100% of each participant's 401(k) contribution, up to 6% of the participant's compensation.

Participant accounts

Each participant's account is credited with the participant's contribution, if any, and an allocation of (a) the Company's contribution, (b) investment experience on those amounts, and (c) forfeitures of terminated participants' non-vested amounts. Participant accounts are charged with an allocation of administrative expenses. Allocations are based on participants' compensation or account balances, as defined. The benefit to which a participant is entitled is the benefit that can be provided from the participant's vested account.

NOTE A – PLAN DESCRIPTION

Vesting

Employee contributions, Roth contributions and rollover contributions are immediately 100% vested. A participant is eligible for the matching contributions after six months of credited service. A participant is 100% vested immediately on employer matching contributions, once eligible.

Notes receivable from participants

The Plan allows participants to borrow fifty percent, up to $50,000, of their vested account balance from the Plan at any time. The minimum loan amount is $1,000. Each participant may have only one loan outstanding at any given time. The rate of interest is equal to the Wall Street Journal prime rate plus one percent. The loans are secured by the balance in the participant's account. Principal and interest is paid ratably through payroll deductions. Participant loans are valued at cost.

Termination

Although it has not expressed any intent to do so, the Company's Board of Directors may terminate the Plan at any time. Upon termination, the Board of Directors may elect to distribute to each participant, or his or her beneficiary, the proportionate share of the Plan's assets as determined by the individual account balances on the date of termination, or continue the existence of the trust for the purpose of paying benefits as they become due under the terms of the Plan. In addition, upon termination of the Plan, the participants' vested interest in employer contributions shall be 100%.

Upon termination of service, a participant may elect to receive a lump-sum amount equal to the value of his or her account.

Payment of benefits

Distributions of participants' account balances occur only upon retirement, death, hardship, in-service distribution or other termination of employment. A participant or participant's beneficiary may receive distributions under one of several options. The options allow for payment in lump-sum distributions of cash or transfer to an individual retirement account or other brokerage account. Participants who have reached age 59 ½ may elect to withdraw all or a portion of their employee deferral contributions while they are still employed by the Company. Participants who have reached age 70 ½ may elect to receive installment payments sufficient to satisfy required minimum distributions as required by IRS regulations.

ADVANCED INTEGRATION TECHNOLOGY 401(k) PLAN
NOTES TO FINANCIAL STATEMENTS
December 31, 2017

NOTE A – PLAN DESCRIPTION

Investing options

Upon enrollment in the Plan, a participant may direct employee contributions in any of the investment options listed in Note C. Participants may change their investment options at any time.

Plan administrative costs

The Company paid administrative expenses of $20 per participant per year to Fidelity Management Trust Company for plan recordkeeping for the years ended December 31, 2017 and 2016. Investment fees based on the fair value of the assets invested in both Fidelity and Non-Fidelity mutual funds have been waived by Fidelity for both the years ended December 31, 2017 and 2016.

Funding policy

It is the policy of the Plan sponsor to remit the employee contributions as soon as administratively possible, but no later than five business days after the date of payroll. The employer contribution is made annually within six months of the Plan's year end.

Forfeitures

The Plan had no forfeitures for the years ended December 31, 2017 and 2016. Forfeitures are used to reduce employer matching or profit sharing contributions or plan administrative expenses. At December 31, 2017 and 2016, the Plan maintained a balance of $57,052 and $51,402, respectively, in forfeited accounts.

NOTE B – SUMMARY OF SIGNIFICANT ACCOUNTING POLICIES

The summary of significant accounting policies of the Plan is presented to assist in understanding the Plan's financial statements. The financial statements and notes are representations of the Plan's administrator, who is responsible for their integrity and objectivity. The accounting policies conform to accounting principles generally accepted in the United States of America and have been consistently applied in the preparation of the financial statements.

NOTE B – SUMMARY OF SIGNIFICANT ACCOUNTING POLICIES

Basis of accounting

The Plan's financial statements are presented on the accrual basis of accounting in conformity with U.S. generally accepted accounting principles (U.S. GAAP). Distributions to participants or their beneficiaries are recorded when paid.

Investments held by a defined contribution plan are required to be reported at fair value, except for fully benefit-responsive investment contracts. Contract value is the relevant measure for the portion of the net assets available for benefits of a defined contribution plan attributable to fully benefit-responsive investment contracts because contract value is the amount participants normally would receive if they were to initiate permitted transactions under the terms of the Plan.

Use of estimates

The preparation of the financial statements in conformity with U.S. GAAP requires plan management to make estimates and assumptions that affect the reported amounts of plan assets, liabilities and changes in those assets and liabilities, and disclosures of contingent assets and liabilities. Actual results could differ from those estimates.

Investment valuation and income recognition

Investments are reported at fair value (except for fully benefit-responsive investment contracts, which are reported at contract value). Fair value is the price that would be received to sell an asset or paid to transfer a liability in an orderly transaction between market participants at the measurement date. The Plan's investment committee determines the Plan's valuation policies utilizing information provided by the investment advisers and custodians. See Note E for discussion of fair value measurements.

Purchases and sales of securities are recorded on a trade-date basis. Interest income is recorded on the accrual basis. Dividends are recorded on the ex-dividend date. Net appreciation (depreciation) includes the Plan's gains and losses on investments purchased and sold as well as held during the year.

Payment of benefits

Benefit payments are recorded when paid.

NOTE B – SUMMARY OF SIGNIFICANT ACCOUNTING POLICIES

Expenses

Certain expenses incurred maintaining the Plan are paid directly by the Company and are excluded from these financial statements. Investment-related expenses are included in net appreciation of fair value of investments.

Notes receivable from participants

Notes receivable from participants are measured at their unpaid principal balance plus any accrued but unpaid interest. Interest income is recorded on the accrual basis. Related fees are recorded as administrative expenses and are expensed when they are incurred. No allowance for credit losses has been recorded as of December 31, 2017 and 2016. Delinquent participant loans are recorded as distributions on the basis of the terms of the Plan agreement.

These loan transactions are treated as a transfer between the investment fund and the participant notes fund. The interest rate on loan transactions is commensurate with current rates. As of December 31, 2017 and 2016, the interest rates on outstanding loan balances ranged from 4.25% to 8.5%, respectively.

NOTE C − INFORMATION PREPARED AND CERTIFIED BY THE TRUSTEE (UNAUDITED)

At December 31, 2017 and 2016, respectively, the Plan's investments were held by Fidelity Management Trust Company, the Trustee. The following is a summary of the Plan's financial information that is included in the accompanying financial statements and supplemental schedule based on information certified by the Trustees as complete and accurate in accordance with Section 2520.103-8 of the Department of Labor's Rules and Regulations for Reporting Disclosure under the Employee Retirement Income Security Act of 1974.

	2017	2016
Investments, at fair value		
Common/collective trust		
Fidelity Managed Income Portfolio	$ 360,041	$ 184,695

NOTE C − INFORMATION PREPARED AND CERTIFIED BY THE TRUSTEE (UNAUDITED)

Investments in Registered Investment Companies		
American Century OC 2020 Investment	$ 3,228,319	$ 2,129,542
American Century OC 2025 Investment	4,370,339	2,756,877
American Century OC 2030 Investment	2,477,012	1,659,084
American Century OC 2035 Investment	3,264,090	2,041,398
American Century OC 2040 Investment	1,316,575	963,281
American Century OC 2045 Investment	1,450,113	1,060,868
American Century OC 2050 Investment	980,212	529,313
American Century OC 2055 Investment	452,552	244,503
American Century OC IN RTM IV	1,155,862	934,685
Black Rock S&P500 Stock	-	685,465
Carillon E Mid Cap Growth R5	655,169	-
Eagle Mid Cap Growth R5	-	290 076
Fidelity MMT Retire Gov	-	61,993
IS S&P 500 Index K	1,206,161	-
JPM US Small CO	227,670	275,221
Loomis Core PL BD A	254,824	165,547
Lord Abbett High Yield Fund	120,299	129,849
MFS Intl Divrsn R3	503,494	307,641
MFS Value R3	498,406	375,446
Pioneer Fund Growth	697,380	437,948
Self directed brokerage account	248,408	151,696
Temple Global Bond	72,808	53,107
	$ 23,179,693	$ 15,253,540
Investment income, net of investment expenses	$ $2,700,829	

NOTE D –COMMON/COLLECTIVE TRUST

The Plan offers the Fidelity Managed Income Portfolio (the "Portfolio") as an investment option. The Portfolio is a common/collective trust managed by Fidelity Management Trust Company ("FMTC"), which strives to preserve principal while earning a level of interest income consistent with principal preservation. The Portfolio maintains, but cannot guarantee, a stable net asset value of $1 per share. The net asset value is used as a practical expedient to estimate fair value.

NOTE D –COMMON/COLLECTIVE TRUST

There are no reserves against the contract value for credit risk of the contract issuer or otherwise. The fair value of the investment contract at December 31, 2017 and 2016, was $360,041 and $185,150, respectively. Principal and interest are not guaranteed.

During 2017 and 2016, the average yields for the Managed Income Portfolio were as follows:

	2017	2016
Yield analysis		
Based on actual earnings	2.19%	1.24%

NOTE E – FAIR VALUE MEASUREMENTS

The framework for measuring fair value provides a fair value hierarchy that prioritizes the inputs to valuation techniques used to measure fair value. The hierarchy gives the highest priority to unadjusted quoted prices in active markets for identical assets or liabilities (Level 1) and the lowest priority to unobservable inputs (Level 3). Valuation techniques maximize the use of relevant observable inputs and minimize the use of unobservable inputs.

The three levels of the fair value hierarchy under FASB ASC 820 are described as follows:

Level 1 Unadjusted quoted prices for identical assets or liabilities in active markets that the Plan can access at the measurement date.

Level 2 Inputs other than quoted prices included within Level 1 that are observable for the asset or liability, either directly or indirectly, such as:

- Quoted prices for similar assets or liabilities in active markets.
- Quoted prices for identical or similar assets or liabilities in inactive markets.
- Inputs other than quoted prices that are observable for the asset or liability.
- Inputs that are derived principally from or corroborated by observable market data by correlation or other means.

If the asset or liability has a specified (contractual) term, the Level 2 input must be observable for substantially the full term of the asset or liability.

Level 3 Unobservable inputs that are significant to the fair value of assets or liabilities.

NOTE E – FAIR VALUE MEASUREMENTS

Following is a description of the valuation methodologies used for assets measured at fair value.

Mutual funds: Valued at the daily closing price as reported by the fund. Mutual funds held by the Plan are open-end mutual funds that are registered with the U.S. Securities and Exchange Commission. These funds are required to publish their daily net asset value and to transact at that price. The mutual funds held by the Plan are deemed to be actively traded.

Self-directed brokerage accounts: Accounts primarily consist of mutual funds and common stocks that are valued on the basis of readily determinable market prices.

Stable value collective trust fund: A stable value fund that is composed primarily of fully benefit-responsive investment contracts that is valued at the net asset value of units of the bank collective trust. The net asset value is used as a practical expedient to estimate fair value. This practical expedient would not be used if it is determined to be probable that the fund will sell the investment for an amount different from the reported net asset value. Participant transactions (purchases and sales) may occur daily. If the Plan initiates a full redemption of the collective trust, the issuer reserves the right to require 12 months' notification in order to ensure that securities liquidations will be carried out in an orderly business manner.

The preceding methods described may produce a fair value calculation that may not be indicative of net realizable value or reflective of future fair values. Furthermore, although the Plan believes its valuation methods are appropriate and consistent with other market participants, the use of different methodologies or assumptions to determine the fair value of certain financial instruments could result in a different fair value measurement at the reporting date. There have been no changes in the methodologies used at December 31, 2017 and 2016.

The following table sets forth by level, within the fair value hierarchy, the Plan's assets at fair value as of December 31, 2017 and 2016. Classification within the fair value hierarchy table is based on the lowest level of any input that is significant to the fair value measurement.

NOTE E – FAIR VALUE MEASUREMENTS

	Assets at Fair Value as of December 31, 2017			
	Level 1	Level 2	Level 3	Total
Mutual funds	$ 22,931,285	-	-	$ 22,931,285
Self directed brokerage account	248,408	-	-	248,408
Total assets in the fair value hierarchy	23,179,693	-	-	23,179,693
Investments measured at net asset value (a)	-	-	-	360,041
Investments at fair value	$ 23,179,693	$ -	$ -	$ 23,539,734

	Assets at Fair Value as of December 31, 2016			
	Level 1	Level 2	Level 3	Total
Mutual funds	$ 15,101,844	-	-	$ 15,101,844
Self directed brokerage account	151,696	-	-	151,696
Total assets in the fair value hierarchy	15,253,540	-	-	15,253,540
Investments measured at net asset value (a)	-	-	-	184,695
Investments at fair value	$ 15,253,540	$ -	$ -	$ 15,438,235

(a) In accordance with Subtopic 820-10, certain investments that were measured at net asset value per share (or its equivalent) have not been classified in the fair value hierarchy. The fair value amounts presented in this table are intended to permit reconciliation of the fair value hierarchy to the line items present in the statement of net assets available for benefits.

Gains and losses included in changes in net assets available for benefits for the year ended December 31, 2017, are reported in net appreciation in fair value of investments.

NOTE E – FAIR VALUE MEASUREMENTS

For years ended December 31, 2017 and 2016, there were no significant transfers between Levels 1 and 2 and no transfers in or out of Level 3.

Investments Measured Using the Net Asset Value per Share Practical Expedient

The following table summarizes investments for which fair value is measured using the net asset value per share practical expedient as of December 31, 2017 and 2016, respectively. There are no participant redemption restrictions for these investments; the redemption notice period is applicable only to the Plan.

December 31, 2017	Fair Value	Unfunded Commitments	Redemption Frequency (If Currently Eligible)	Redemption Notice Period
Managed Income Portfolio – stable value collective trust fund	$ 360,041	N/A	Daily	12 months

December 31, 2016	Fair Value	Unfunded Commitments	Redemption Frequency (If Currently Eligible)	Redemption Notice Period
Managed Income Portfolio – stable value collective trust fund	$ 184,695	N/A	Daily	12 months

NOTE F – RELATED PARTY TRANSACTIONS AND PARTY IN INTEREST TRANSACTIONS

Fidelity Management Trust Company acted as trustee and custodian of the Plan for the years ended December 31, 2017 and 2016, respectively. Fidelity Investments Institutional Operations Company, Inc. is the recordkeeper for the Plan and receives direct compensation from the Plan for these services. During the year ended December 31, 2017, the recordkeeper received $12,513 in direct compensation from the Plan.

NOTE F – RELATED PARTY TRANSACTIONS AND PARTY IN INTEREST TRANSACTIONS

Strategic Advisors, Inc. acted as an investment advisor for the Plan for the years ended December 31, 2017 and 2016, respectively. Strategic Advisors, Inc. receives direct compensation from the Plan for these services. During the year ended December 31, 2017, the investment advisor received $4,079 in direct compensation from the Plan.

Fidelity Investments Institutional Operations Company, Inc. also receives indirect compensation from the Plan through fund management services it provides to selected mutual funds held by the Plan. Fidelity Investments Institutional Operations Company, Inc. is the designated provider of individual retirement accounts that are established and maintained for automatic rollovers from the Plan for mandatory distributions greater than $1,000 if the participant does not elect either a direct rollover or to receive a distribution of their account balance.

Advanced Integration Technology LP provides certain accounting, administrative, and investment management services to the Plan. UBS Financial Services Inc. provides investment consulting, employee education consulting and plan program consulting (including fiduciary support) to the Plan. These transactions qualify as party-in-interest transactions. However, these transactions are exempt from the prohibited transaction rules.

NOTE G – DERIVATIVES

The Plan has no instruments that, in whole or part, are accounted for as a derivative instrument under current authoritative guidance in *Accounting for Derivative Instruments and Hedging Activities*, during the current plan year.

NOTE H – RISKS AND UNCERTAINTIES

The Plan invests in various investment securities. Investment securities are exposed to various risks, such as interest rate, market, and credit risks. Because of the level of risk associated with certain investment securities it is at least reasonably possible that changes in values of investment securities will occur in the near term and that such changes could materially affect participants' account balances and the amounts reported in the Statements of Net Assets Available for Benefits.

NOTE I – SEPARATED PARTICIPANTS WITH VESTED BENEFITS

There were 17 and 77 terminated participants with vested benefits of $497,779 and $2,267,406 as of December 31, 2017 and 2016, respectively.

NOTE J – FIDELITY BOND

ERISA requires a fidelity bond at the beginning of each plan year in the amount of 10% of the assets of the Plan but must not be less than $1,000 and need not be greater than $500,000. The Plan has a $500,000 fidelity bond. The term of the fidelity bond is from July 1, 2013, through December 1, 2018.

NOTE K – DELINQUENT CONTRIBUTIONS

As required by ERISA Section 2510.3-102, the plan sponsor is required to segregate employee contributions to the Plan from its general assets as soon as practicable but in no event more than 15 days following the end of the month in which amounts are withheld from wages. It is the Plan sponsor's funding policy to remit employee contributions as soon as administratively possible, but no later than 5 business days after the date of the payroll.

During 2017 and 2016, it was determined that employee contributions were not being remitted on a timely basis. Total employer contributions considered to be late were $5,399 and $47,278 for the years ended December 31, 2017 and 2016, respectively. The plan sponsor entered the Department of Labor's Voluntary Fiduciary Correction Program to determine the amount of the lost earnings associated with the late contributions for 2017 and 2016, and these amounts have been added to the Plan during 2017.

NOTE L – FORM 5500

The following is a reconciliation of net assets available for benefits per the financial statements at December 31, 2017 and 2016, to Form 5500:

	2017	2016
Net assets available for benefits per the financial statements	$ 26,421,148	$ 17,232,124
Accrued liabilities	6,849	-
Accrued contribution receivables not recorded on Form 5500	(2,332,003)	(1,360,719)
Net assets available for benefits per the Form 5500	$ 24,095,994	$ 15,871,405

The following is a reconciliation of changes in net assets available for benefits per the financial statements for the year ended December 31, 2017, to Form 5500:

Net increase in plan assets per the financial statements	$ 9,189,024
Difference in accrued employer contributions between 2017 and 2016	(956,555)
Difference in accrued participant contributions between 2017 and 2016	(14,729)
Difference in accrued liabilities between 2017 and 2016	6,849
Net increase in plan assets per Form 5500	$ 8,224,589

NOTE M − INCOME TAX STATUS

The Plan obtained its most recent determination letter on March 31, 2008, in which the Internal Revenue Service stated that the Plan as then designed, was in compliance with the applicable requirements of the Internal Revenue Code. Although the Plan has been amended since receiving the determination letter, the plan administrator and the plan's tax counsel believe that

NOTE N – SUBSEQUENT EVENTS

the Plan is designed and is currently being operated in compliance with the applicable requirements of the IRC and therefore believe that the Plan is qualified. The plan administrator believes it is no longer subject to income tax examinations for years prior to 2014.

The employer match for 2017 was posted to the Plan prior to the end of the first quarter of 2018 in the amount of $2,278,388.

The Plan Sponsor has evaluated subsequent events through the date which the financial statements were available to be issued.

SUPPLEMENTAL SCHEDULES

ADVANCED INTEGRATION TECHNOLOGY 401(k) PLAN
SCHEDULE H, LINE 4i SCHEDULE OF ASSETS (HELD AT END OF YEAR)
As of December 31, 2017
EIN #47-2414568 PLAN NUMBER 001

(a)	(b) Identity of Issue, Borrower, Lessor or Similar Party	(c) Description of investment, including maturity date, rate of interest, collateral, par, or maturity value	(d) Cost	(e) Current Value
*	Fidelity Investments Institutional Operations Company, Inc.			
*	American Century OC 2020 Investment	Mutual fund	**	$ 3,228,319
*	American Century OC 2025 Investment	Mutual fund	**	4,370,339
*	American Century OC 2030 Investment	Mutual fund	**	2,477,012
*	American Century OC 2035 Investment	Mutual fund	**	3,264,090
*	American Century OC 2040 Investment	Mutual fund	**	1,316,575
*	American Century OC 2045 Investment	Mutual fund	**	1,450,113
*	American Century OC 2050 Investment	Mutual fund	**	980,212
*	American Century OC 2055 Investment	Mutual fund	**	452,552
*	American Century OC IN RTM IV	Mutual fund	**	1,155,862
*	Carillon E Mid Cap Growth R5	Mutual fund	**	655,169
*	Fidelity Managed Income Portfolio	Common/Collective Trust	**	360,041
*	IS S&P 500 Index K	Mutual fund	**	1,206,161
*	JPM US Small CO	Mutual fund	**	227,670
*	Loomis Core PL BD A	Mutual fund	**	254,824
*	Lord Abbett High Yield Fund	Mutual fund	**	120,299
*	MFS Intl Divrsn R	Mutual fund	**	503,494
*	MFS Value R3	Mutual fund	**	498,406
*	Pioneer Fund Growth	Mutual fund	**	697,380
	Self directed brokerage account	Brokerage account	**	248,408
*	Temple Global Bond	Mutual fund	**	72,808
				$ 23,539,734
*		Participant notes receivable at 4.25 – 8.0%	**	$ 556,260

* Denotes party-in-interest
** Not required for participant directed investments

ADVANCED INTEGRATION TECHNOLOGY 401(k) PLAN
SCHEDULE H, LINE 4i SCHEDULE OF ASSETS (HELD AT END OF YEAR)
As of December 31, 2017
EIN #47-2414568 PLAN NUMBER 001

Participant Contributions Transferred Late to the Plan	Contributions Not Corrected	Contributions Corrected Outside VFCP	Contributions Pending Correction in VFCP	Total Fully Corrected Under VFCP and PTE 2002-51
$ 5,399	$ -	$ 5,399	$ -	$ -

Advanced Integration Technology 401(k) Plan

Independent Auditors' Report
and Financial Statements

December 31, 2017 and 2016

BLAND GARVEY
ACCOUNTANTS & CONSULTANTS

INDEPENDENT AUDITORS' REPORT

To the Advanced Integration Technology
401(k) Plan and Participants

Report on the Financial Statements

We were engaged to audit the accompanying financial statements of the Advanced Integration Technology 401(k) Plan which comprise the statements of net assets available for benefits as of December 31, 2017 and 2016, the related statement of changes in net assets available for benefits for the year ended December 31, 2017, and the related notes to the financial statements.

Management's Responsibility for the Financial Statements

Management is responsible for the preparation and fair presentation of these financial statements in accordance with accounting principles generally accepted in the United States of America; this includes the design, implementation, and maintenance of internal control relevant to the preparation and fair presentation of the financial statements that are free from material misstatements, whether due to fraud or error.

Auditor's Responsibility

Our responsibility is to express an opinion on these financial statements based on conducting the audit in accordance with auditing standards generally accepted in the United States of America. Because of the matter described in the Basis for Disclaimer of Opinion paragraph, however, we were not able to obtain sufficient appropriate audit evidence to provide a basis for an audit opinion.

Basis for Disclaimer of Opinion

As permitted by 29 CFR 2520.103-8 of the U. S. Department of Labor's Rules and Regulations for Reporting and Disclosure under the Employee Retirement Income Security Act of 1974, the plan administrator instructed us not to perform, and we did not perform, any auditing procedures with respect to the information summarized in Note C, which was certified by Fidelity Management Trust Company, the trustee of the Plan, except for comparing the information with the related information included in the financial statements and the supplemental schedule. We have been informed by the plan administrator that the trustee holds the Plan's investment assets and executes investment transactions. The plan administrator has obtained a certification from the trustee as of December 31, 2017 and 2016, and the information provided to the plan administrator by the trustee is complete and accurate.

Bland Garvey, P.C.
2600 N. Central Expressway, Suite 550
Richardson, Texas 75080-2007
P: 972-231-2503 F: 972-783-6501
www.blandgarvey.com

PrimeGlobal
An Association of Independent Accounting Firms

Disclaimer of Opinion

Because of the significance of the matter described in the Basis for Disclaimer of Opinion paragraph, we have not been able to obtain sufficient appropriate audit evidence to provide a basis for an audit opinion. Accordingly, we do not express an opinion on these financial statements.

Other Matter

The supplemental schedule of assets (held at end of year) for the year ended December 31, 2017, and the supplemental schedule of delinquent contributions as of December 31, 2017, are required by the Department of Labor's (DOL) Rules and Regulations for Reporting and Disclosure under the Employee Retirement Income Security Act of 1974 and are presented for the purpose of additional analysis and are not a required part of the financial statements. Because of the significance of the matter described in the Basis for Disclaimer of Opinion paragraph, we do not express an opinion on these supplemental schedules referred to above.

Report on Form and Content in Compliance with DOL Rules and Regulations

The form and content of the information included in the financial statements and supplemental schedules, other than that derived from the information certified by the trustee, have been audited by us in accordance with auditing standards generally accepted in the United States of America and, in our opinion, are presented in compliance with the DOL's Rules and Regulations for Reporting and Disclosure under the Employee Retirement Income Security Act of 1974.



October 8, 2018

ADVANCED INTEGRATION TECHNOLOGY 401(k) PLAN
STATEMENTS OF NET ASSETS AVAILABLE FOR BENEFITS
December 31, 2017 and 2016

ASSETS

	2017	2016
Investments		
Participant directed investments at fair value	$ 23,539,734	$ 15,438,235
	23,539,734	15,438,235
Receivables		
Employer	2,278,388	1,321,833
Participant	53,615	38,886
Notes receivable from participants	556,260	433,170
Total receivables	2,888,263	1,793,889
Total assets	26,427,997	17,232,124

LIABILITIES

Excess contributions payable	6,849	-
Total liabilities	6,849	-
Net assets available for benefits	$ 26,421,148	$ 17,232,124

See independent auditors' report and accompanying notes to financial statements.

ADVANCED INTEGRATION TECHNOLOGY 401(k) PLAN
STATEMENT OF CHANGES IN NET ASSETS AVAILABLE FOR BENEFITS
For the Year Ended December 31, 2017

ADDITIONS TO NET ASSETS ATTRIBUTED TO:	
Investment income, net of investment expenses (Note C)	
Net appreciation in fair value of assets	$ 1,995,589
Interest and dividends	696,202
	2,691,791
Interest income from notes receivable from participants	25,554
Contributions	
Employer	2,278,388
Participants	4,147,510
Participant rollovers	2,069,131
Total contributions	8,495,029
Participant note receivable transfer in	64,950
Total additions	11,277,324
DEDUCTIONS FROM NET ASSETS ATTRIBUTED TO:	
Benefits paid to participants	2,069,615
Deemed distributions	2,169
Administrative expenses	16,516
Total deductions	2,088,300
Net increase in net assets	9,189,024
NET ASSETS AVAILABLE FOR BENEFITS:	
Beginning of the year	17,232,124
End of the year	$ 26,421,148

See independent auditors' report and accompanying notes to financial statements.

ADVANCED INTEGRATION TECHNOLOGY 401(k) PLAN
NOTES TO FINANCIAL STATEMENTS
December 31, 2017

NOTE A – PLAN DESCRIPTION

The following description of the Advanced Integration Technology 401(k) Plan (the "Plan") provides only general information. Participants should refer to the Plan documents for a more complete description of the Plan's provisions.

General

Advanced Integration Technology LP maintains the Plan for the benefit of its eligible employees and eligible employees of subsidiaries, divisions and affiliated companies that have adopted the Plan. Generally, the Plan covers all eligible employees of Advanced Integration Technology LP ("AIT"), Advanced Integration Services LP, ("AIS"), Advanced Integrated Tooling Solutions LP ("AITS"), Advanced Integration Technology Grand Prairie LP ("AITGP"), Advanced Integration Technology San Antonio LP ("AITSA"), and Nova-Tech Engineering ("NTE") (together "the Company") who elect to participate. The Plan is a defined contribution 401(k) plan covering all employees of the Company who have completed 30 days of service at a Plan entry date. The Plan entry dates are the first day of each month. The Plan as amended and restated was established January 25, 2006, upon conversion of an existing employee contribution savings plan. The Plan is subject to the provisions of the Employment Retirement Income Security Act of 1974 ("ERISA"), as amended.

Advanced Integration Technology LP (the "Company") is the sponsor and administrator of the Plan. Fidelity Management Trust Company is the Plan Trustee.

The financial statements were approved for issue on October 8, 2018, which is the date the financial statements are available to be issued.

Plan amendments

The Plan was amended effective March 13, 2017, to include Nova-Tech Engineering, LP as a participating employer under the Plan.

The Plan was amended effective June 26, 2016, to modify the definition of eligible compensation for participant deferrals and nonelective employer contributions. The contribution limit for regular participant deferral contributions was increased to 25% of compensation. Additionally, the Plan was amended to establish an automatic pre-tax deferral contribution of 6% for newly-eligible employees upon the entry date upon which they are eligible to participate in the Plan unless a zero election is on file with the Plan. Participants with a deferral rate greater than zero will have their deferral rate increased annually by 1% per year, up to a maximum deferral rate of 10%.

NOTE A – PLAN DESCRIPTION

The Plan was amended effective November 14, 2016, to adjust the deferral limit for regular participant deferral contributions to 100% of compensation.

Eligibility

Generally, all active employees of the Company are eligible to participate in the Plan. Employees are eligible to contribute at the first entry date upon completing 30 days of service with the Company. Entry dates are the first day of each month.

401(k) provisions

Contributions are by salary reduction and are at the employee's discretion within the limits imposed by the 401(k) provisions of the Plan and the applicable Internal Revenue Code sections. The participant accounts are "participant directed accounts."

Salary deferral

The Plan is a defined contribution plan wherein participants elect to reduce their compensation and have such reductions contributed to the Plan on their behalf. Participants may contribute on a pre-tax basis or an after-tax Roth basis subject to procedures established by the plan administrator.

The maximum contributions allowed by the Internal Revenue Service were $18,000 for the years 2017 and 2016. The Plan also allows for rollovers from other plans. Participating employees are eligible to make catch-up contributions under the Plan provided the participating employees have attained or will attain the age of 50 before the close of the year. The amount of catch-up contributions allowed by the Internal Revenue Service was $6,000 for 2017 and 2016.

The term "compensation" for calculation of deferral shall be taxable compensation including salary reduction contributions made to an employer sponsored cafeteria plan or 401(k) plan but excluding reimbursements or other expense allowances, fringe benefits, moving expenses, and deferred compensation. Differential wages are excluded. Participants can elect to contribute to the Plan not less than 1% or more than 100% of eligible compensation for the years ended December 31, 2017 and 2016. Participants may elect to make deferral contributions on any Company paid bonus with the completion of a special election form. If no special election is made, deferrals will not be made from bonus compensation.

NOTE A – PLAN DESCRIPTION

Participants may make additional deferral contributions during payroll periods designated by the Company. The participant may elect to contribute to the Plan not less than 1% or more than 100% of eligible compensation on a pre-tax basis by completing a special election form.

The Plan includes an auto-enrollment provision whereby all newly eligible employees are automatically enrolled in the Plan unless they affirmatively elect not to participate in the Plan. Automatically enrolled participants have their deferral rate set at 6% of eligible compensation and their contributions invested in a designated balanced fund until changed by the participant. Participants with a deferral rate greater than zero will have their deferral rate increased annually by 1% per year, up to a maximum deferral rate of 10%.

Employer contributions

Discretionary employer 401(k) contributions are determined on an annual basis by the Board of Directors of the Company and are at the discretion of the Board of Directors within the limits imposed by the Plan documents and the applicable Internal Revenue Code sections. Participating employees are eligible for discretionary matching contributions following completion of a six month period of service. Participants must complete at least 1,000 hours of service during the Plan year and be employed as of the last day of the year to receive any matching contributions made for the year.

The Employer may make qualified nonelective contributions and allocate the contribution to certain non-highly compensated employees to facilitate the Plan passing non-discrimination tests during a Plan year.

Employer matching contributions will be made on participant deferral contributions excluding age 50 and over catch-up contributions, and bonus compensation deferrals.

For the years ended December 31, 2017 and 2016, AIT, AITS, AIS, AITGP, AITSA and NTE made a matching contribution of 100% of each participant's 401(k) contribution, up to 6% of the participant's compensation.

Participant accounts

Each participant's account is credited with the participant's contribution, if any, and an allocation of (a) the Company's contribution, (b) investment experience on those amounts, and (c) forfeitures of terminated participants' non-vested amounts. Participant accounts are charged with an allocation of administrative expenses. Allocations are based on participants' compensation or account balances, as defined. The benefit to which a participant is entitled is the benefit that can be provided from the participant's vested account.

NOTE A – PLAN DESCRIPTION

Vesting

Employee contributions, Roth contributions and rollover contributions are immediately 100% vested. A participant is eligible for the matching contributions after six months of credited service. A participant is 100% vested immediately on employer matching contributions, once eligible.

Notes receivable from participants

The Plan allows participants to borrow fifty percent, up to $50,000, of their vested account balance from the Plan at any time. The minimum loan amount is $1,000. Each participant may have only one loan outstanding at any given time. The rate of interest is equal to the Wall Street Journal prime rate plus one percent. The loans are secured by the balance in the participant's account. Principal and interest is paid ratably through payroll deductions. Participant loans are valued at cost.

Termination

Although it has not expressed any intent to do so, the Company's Board of Directors may terminate the Plan at any time. Upon termination, the Board of Directors may elect to distribute to each participant, or his or her beneficiary, the proportionate share of the Plan's assets as determined by the individual account balances on the date of termination, or continue the existence of the trust for the purpose of paying benefits as they become due under the terms of the Plan. In addition, upon termination of the Plan, the participants' vested interest in employer contributions shall be 100%.

Upon termination of service, a participant may elect to receive a lump-sum amount equal to the value of his or her account.

Payment of benefits

Distributions of participants' account balances occur only upon retirement, death, hardship, in-service distribution or other termination of employment. A participant or participant's beneficiary may receive distributions under one of several options. The options allow for payment in lump-sum distributions of cash or transfer to an individual retirement account or other brokerage account. Participants who have reached age 59 ½ may elect to withdraw all or a portion of their employee deferral contributions while they are still employed by the Company. Participants who have reached age 70 ½ may elect to receive installment payments sufficient to satisfy required minimum distributions as required by IRS regulations.

ADVANCED INTEGRATION TECHNOLOGY 401(k) PLAN
NOTES TO FINANCIAL STATEMENTS
December 31, 2017

NOTE A – PLAN DESCRIPTION

Investing options

Upon enrollment in the Plan, a participant may direct employee contributions in any of the investment options listed in Note C. Participants may change their investment options at any time.

Plan administrative costs

The Company paid administrative expenses of $20 per participant per year to Fidelity Management Trust Company for plan recordkeeping for the years ended December 31, 2017 and 2016. Investment fees based on the fair value of the assets invested in both Fidelity and Non-Fidelity mutual funds have been waived by Fidelity for both the years ended December 31, 2017 and 2016.

Funding policy

It is the policy of the Plan sponsor to remit the employee contributions as soon as administratively possible, but no later than five business days after the date of payroll. The employer contribution is made annually within six months of the Plan's year end.

Forfeitures

The Plan had no forfeitures for the years ended December 31, 2017 and 2016. Forfeitures are used to reduce employer matching or profit sharing contributions or plan administrative expenses. At December 31, 2017 and 2016, the Plan maintained a balance of $57,052 and $51,402, respectively, in forfeited accounts.

NOTE B – SUMMARY OF SIGNIFICANT ACCOUNTING POLICIES

The summary of significant accounting policies of the Plan is presented to assist in understanding the Plan's financial statements. The financial statements and notes are representations of the Plan's administrator, who is responsible for their integrity and objectivity. The accounting policies conform to accounting principles generally accepted in the United States of America and have been consistently applied in the preparation of the financial statements.

NOTE B – SUMMARY OF SIGNIFICANT ACCOUNTING POLICIES

Basis of accounting

The Plan's financial statements are presented on the accrual basis of accounting in conformity with U.S. generally accepted accounting principles (U.S. GAAP). Distributions to participants or their beneficiaries are recorded when paid.

Investments held by a defined contribution plan are required to be reported at fair value, except for fully benefit-responsive investment contracts. Contract value is the relevant measure for the portion of the net assets available for benefits of a defined contribution plan attributable to fully benefit-responsive investment contracts because contract value is the amount participants normally would receive if they were to initiate permitted transactions under the terms of the Plan.

Use of estimates

The preparation of the financial statements in conformity with U.S. GAAP requires plan management to make estimates and assumptions that affect the reported amounts of plan assets, liabilities and changes in those assets and liabilities, and disclosures of contingent assets and liabilities. Actual results could differ from those estimates.

Investment valuation and income recognition

Investments are reported at fair value (except for fully benefit-responsive investment contracts, which are reported at contract value). Fair value is the price that would be received to sell an asset or paid to transfer a liability in an orderly transaction between market participants at the measurement date. The Plan's investment committee determines the Plan's valuation policies utilizing information provided by the investment advisers and custodians. See Note E for discussion of fair value measurements.

Purchases and sales of securities are recorded on a trade-date basis. Interest income is recorded on the accrual basis. Dividends are recorded on the ex-dividend date. Net appreciation (depreciation) includes the Plan's gains and losses on investments purchased and sold as well as held during the year.

Payment of benefits

Benefit payments are recorded when paid.

NOTE B – SUMMARY OF SIGNIFICANT ACCOUNTING POLICIES

Expenses

Certain expenses incurred maintaining the Plan are paid directly by the Company and are excluded from these financial statements. Investment-related expenses are included in net appreciation of fair value of investments.

Notes receivable from participants

Notes receivable from participants are measured at their unpaid principal balance plus any accrued but unpaid interest. Interest income is recorded on the accrual basis. Related fees are recorded as administrative expenses and are expensed when they are incurred. No allowance for credit losses has been recorded as of December 31, 2017 and 2016. Delinquent participant loans are recorded as distributions on the basis of the terms of the Plan agreement.

These loan transactions are treated as a transfer between the investment fund and the participant notes fund. The interest rate on loan transactions is commensurate with current rates. As of December 31, 2017 and 2016, the interest rates on outstanding loan balances ranged from 4.25% to 8.5%, respectively.

NOTE C − INFORMATION PREPARED AND CERTIFIED BY THE TRUSTEE (UNAUDITED)

At December 31, 2017 and 2016, respectively, the Plan's investments were held by Fidelity Management Trust Company, the Trustee. The following is a summary of the Plan's financial information that is included in the accompanying financial statements and supplemental schedule based on information certified by the Trustees as complete and accurate in accordance with Section 2520.103-8 of the Department of Labor's Rules and Regulations for Reporting Disclosure under the Employee Retirement Income Security Act of 1974.

	2017	2016
Investments, at fair value		
Common/collective trust		
Fidelity Managed Income Portfolio	$ 360,041	$ 184,695

NOTE C − INFORMATION PREPARED AND CERTIFIED BY THE TRUSTEE (UNAUDITED)

Investments in Registered Investment Companies		
American Century OC 2020 Investment	$ 3,228,319	$ 2,129,542
American Century OC 2025 Investment	4,370,339	2,756,877
American Century OC 2030 Investment	2,477,012	1,659,084
American Century OC 2035 Investment	3,264,090	2,041,398
American Century OC 2040 Investment	1,316,575	963,281
American Century OC 2045 Investment	1,450,113	1,060,868
American Century OC 2050 Investment	980,212	529,313
American Century OC 2055 Investment	452,552	244,503
American Century OC IN RTM IV	1,155,862	934,685
Black Rock S&P500 Stock	-	685,465
Carillon E Mid Cap Growth R5	655,169	-
Eagle Mid Cap Growth R5	-	290 076
Fidelity MMT Retire Gov	-	61,993
IS S&P 500 Index K	1,206,161	-
JPM US Small CO	227,670	275,221
Loomis Core PL BD A	254,824	165,547
Lord Abbett High Yield Fund	120,299	129,849
MFS Intl Divrsn R3	503,494	307,641
MFS Value R3	498,406	375,446
Pioneer Fund Growth	697,380	437,948
Self directed brokerage account	248,408	151,696
Temple Global Bond	72,808	53,107
	$ 23,179,693	$ 15,253,540
Investment income, net of investment expenses	$ $2,700,829	

NOTE D –COMMON/COLLECTIVE TRUST

The Plan offers the Fidelity Managed Income Portfolio (the "Portfolio") as an investment option. The Portfolio is a common/collective trust managed by Fidelity Management Trust Company ("FMTC"), which strives to preserve principal while earning a level of interest income consistent with principal preservation. The Portfolio maintains, but cannot guarantee, a stable net asset value of $1 per share. The net asset value is used as a practical expedient to estimate fair value.

NOTE D –COMMON/COLLECTIVE TRUST

There are no reserves against the contract value for credit risk of the contract issuer or otherwise. The fair value of the investment contract at December 31, 2017 and 2016, was $360,041 and $185,150, respectively. Principal and interest are not guaranteed.

During 2017 and 2016, the average yields for the Managed Income Portfolio were as follows:

	2017	2016
Yield analysis		
Based on actual earnings	2.19%	1.24%

NOTE E – FAIR VALUE MEASUREMENTS

The framework for measuring fair value provides a fair value hierarchy that prioritizes the inputs to valuation techniques used to measure fair value. The hierarchy gives the highest priority to unadjusted quoted prices in active markets for identical assets or liabilities (Level 1) and the lowest priority to unobservable inputs (Level 3). Valuation techniques maximize the use of relevant observable inputs and minimize the use of unobservable inputs.

The three levels of the fair value hierarchy under FASB ASC 820 are described as follows:

Level 1 Unadjusted quoted prices for identical assets or liabilities in active markets that the Plan can access at the measurement date.

Level 2 Inputs other than quoted prices included within Level 1 that are observable for the asset or liability, either directly or indirectly, such as:

- Quoted prices for similar assets or liabilities in active markets.
- Quoted prices for identical or similar assets or liabilities in inactive markets.
- Inputs other than quoted prices that are observable for the asset or liability.
- Inputs that are derived principally from or corroborated by observable market data by correlation or other means.

If the asset or liability has a specified (contractual) term, the Level 2 input must be observable for substantially the full term of the asset or liability.

Level 3 Unobservable inputs that are significant to the fair value of assets or liabilities.

NOTE E – FAIR VALUE MEASUREMENTS

Following is a description of the valuation methodologies used for assets measured at fair value.

Mutual funds: Valued at the daily closing price as reported by the fund. Mutual funds held by the Plan are open-end mutual funds that are registered with the U.S. Securities and Exchange Commission. These funds are required to publish their daily net asset value and to transact at that price. The mutual funds held by the Plan are deemed to be actively traded.

Self-directed brokerage accounts: Accounts primarily consist of mutual funds and common stocks that are valued on the basis of readily determinable market prices.

Stable value collective trust fund: A stable value fund that is composed primarily of fully benefit-responsive investment contracts that is valued at the net asset value of units of the bank collective trust. The net asset value is used as a practical expedient to estimate fair value. This practical expedient would not be used if it is determined to be probable that the fund will sell the investment for an amount different from the reported net asset value. Participant transactions (purchases and sales) may occur daily. If the Plan initiates a full redemption of the collective trust, the issuer reserves the right to require 12 months' notification in order to ensure that securities liquidations will be carried out in an orderly business manner.

The preceding methods described may produce a fair value calculation that may not be indicative of net realizable value or reflective of future fair values. Furthermore, although the Plan believes its valuation methods are appropriate and consistent with other market participants, the use of different methodologies or assumptions to determine the fair value of certain financial instruments could result in a different fair value measurement at the reporting date. There have been no changes in the methodologies used at December 31, 2017 and 2016.

The following table sets forth by level, within the fair value hierarchy, the Plan's assets at fair value as of December 31, 2017 and 2016. Classification within the fair value hierarchy table is based on the lowest level of any input that is significant to the fair value measurement.

NOTE E – FAIR VALUE MEASUREMENTS

	Assets at Fair Value as of December 31, 2017			
	Level 1	Level 2	Level 3	Total
Mutual funds	$ 22,931,285	-	-	$ 22,931,285
Self directed brokerage account	248,408	-	-	248,408
Total assets in the fair value hierarchy	23,179,693	-	-	23,179,693
Investments measured at net asset value (a)	-	-	-	360,041
Investments at fair value	$ 23,179,693	$ -	$ -	$ 23,539,734

	Assets at Fair Value as of December 31, 2016			
	Level 1	Level 2	Level 3	Total
Mutual funds	$ 15,101,844	-	-	$ 15,101,844
Self directed brokerage account	151,696	-	-	151,696
Total assets in the fair value hierarchy	15,253,540	-	-	15,253,540
Investments measured at net asset value (a)	-	-	-	184,695
Investments at fair value	$ 15,253,540	$ -	$ -	$ 15,438,235

(a) In accordance with Subtopic 820-10, certain investments that were measured at net asset value per share (or its equivalent) have not been classified in the fair value hierarchy. The fair value amounts presented in this table are intended to permit reconciliation of the fair value hierarchy to the line items present in the statement of net assets available for benefits.

Gains and losses included in changes in net assets available for benefits for the year ended December 31, 2017, are reported in net appreciation in fair value of investments.

NOTE E – FAIR VALUE MEASUREMENTS

For years ended December 31, 2017 and 2016, there were no significant transfers between Levels 1 and 2 and no transfers in or out of Level 3.

Investments Measured Using the Net Asset Value per Share Practical Expedient

The following table summarizes investments for which fair value is measured using the net asset value per share practical expedient as of December 31, 2017 and 2016, respectively. There are no participant redemption restrictions for these investments; the redemption notice period is applicable only to the Plan.

December 31, 2017	Fair Value	Unfunded Commitments	Redemption Frequency (If Currently Eligible)	Redemption Notice Period
Managed Income Portfolio – stable value collective trust fund	$ 360,041	N/A	Daily	12 months

December 31, 2016	Fair Value	Unfunded Commitments	Redemption Frequency (If Currently Eligible)	Redemption Notice Period
Managed Income Portfolio – stable value collective trust fund	$ 184,695	N/A	Daily	12 months

NOTE F – RELATED PARTY TRANSACTIONS AND PARTY IN INTEREST TRANSACTIONS

Fidelity Management Trust Company acted as trustee and custodian of the Plan for the years ended December 31, 2017 and 2016, respectively. Fidelity Investments Institutional Operations Company, Inc. is the recordkeeper for the Plan and receives direct compensation from the Plan for these services. During the year ended December 31, 2017, the recordkeeper received $12,513 in direct compensation from the Plan.

NOTE F – RELATED PARTY TRANSACTIONS AND PARTY IN INTEREST TRANSACTIONS

Strategic Advisors, Inc. acted as an investment advisor for the Plan for the years ended December 31, 2017 and 2016, respectively. Strategic Advisors, Inc. receives direct compensation from the Plan for these services. During the year ended December 31, 2017, the investment advisor received $4,079 in direct compensation from the Plan.

Fidelity Investments Institutional Operations Company, Inc. also receives indirect compensation from the Plan through fund management services it provides to selected mutual funds held by the Plan. Fidelity Investments Institutional Operations Company, Inc. is the designated provider of individual retirement accounts that are established and maintained for automatic rollovers from the Plan for mandatory distributions greater than $1,000 if the participant does not elect either a direct rollover or to receive a distribution of their account balance.

Advanced Integration Technology LP provides certain accounting, administrative, and investment management services to the Plan. UBS Financial Services Inc. provides investment consulting, employee education consulting and plan program consulting (including fiduciary support) to the Plan. These transactions qualify as party-in-interest transactions. However, these transactions are exempt from the prohibited transaction rules.

NOTE G – DERIVATIVES

The Plan has no instruments that, in whole or part, are accounted for as a derivative instrument under current authoritative guidance in *Accounting for Derivative Instruments and Hedging Activities*, during the current plan year.

NOTE H – RISKS AND UNCERTAINTIES

The Plan invests in various investment securities. Investment securities are exposed to various risks, such as interest rate, market, and credit risks. Because of the level of risk associated with certain investment securities it is at least reasonably possible that changes in values of investment securities will occur in the near term and that such changes could materially affect participants' account balances and the amounts reported in the Statements of Net Assets Available for Benefits.

NOTE I – SEPARATED PARTICIPANTS WITH VESTED BENEFITS

There were 17 and 77 terminated participants with vested benefits of $497,779 and $2,267,406 as of December 31, 2017 and 2016, respectively.

NOTE J – FIDELITY BOND

ERISA requires a fidelity bond at the beginning of each plan year in the amount of 10% of the assets of the Plan but must not be less than $1,000 and need not be greater than $500,000. The Plan has a $500,000 fidelity bond. The term of the fidelity bond is from July 1, 2013, through December 1, 2018.

NOTE K – DELINQUENT CONTRIBUTIONS

As required by ERISA Section 2510.3-102, the plan sponsor is required to segregate employee contributions to the Plan from its general assets as soon as practicable but in no event more than 15 days following the end of the month in which amounts are withheld from wages. It is the Plan sponsor's funding policy to remit employee contributions as soon as administratively possible, but no later than 5 business days after the date of the payroll.

During 2017 and 2016, it was determined that employee contributions were not being remitted on a timely basis. Total employer contributions considered to be late were $5,399 and $47,278 for the years ended December 31, 2017 and 2016, respectively. The plan sponsor entered the Department of Labor's Voluntary Fiduciary Correction Program to determine the amount of the lost earnings associated with the late contributions for 2017 and 2016, and these amounts have been added to the Plan during 2017.

NOTE L – FORM 5500

The following is a reconciliation of net assets available for benefits per the financial statements at December 31, 2017 and 2016, to Form 5500:

	2017	2016
Net assets available for benefits per the financial statements	$ 26,421,148	$ 17,232,124
Accrued liabilities	6,849	-
Accrued contribution receivables not recorded on Form 5500	(2,332,003)	(1,360,719)
Net assets available for benefits per the Form 5500	$ 24,095,994	$ 15,871,405

The following is a reconciliation of changes in net assets available for benefits per the financial statements for the year ended December 31, 2017, to Form 5500:

Net increase in plan assets per the financial statements	$ 9,189,024
Difference in accrued employer contributions between 2017 and 2016	(956,555)
Difference in accrued participant contributions between 2017 and 2016	(14,729)
Difference in accrued liabilities between 2017 and 2016	6,849
Net increase in plan assets per Form 5500	$ 8,224,589

NOTE M − INCOME TAX STATUS

The Plan obtained its most recent determination letter on March 31, 2008, in which the Internal Revenue Service stated that the Plan as then designed, was in compliance with the applicable requirements of the Internal Revenue Code. Although the Plan has been amended since receiving the determination letter, the plan administrator and the plan's tax counsel believe that

NOTE N – SUBSEQUENT EVENTS

the Plan is designed and is currently being operated in compliance with the applicable requirements of the IRC and therefore believe that the Plan is qualified. The plan administrator believes it is no longer subject to income tax examinations for years prior to 2014.

The employer match for 2017 was posted to the Plan prior to the end of the first quarter of 2018 in the amount of $2,278,388.

The Plan Sponsor has evaluated subsequent events through the date which the financial statements were available to be issued.

SUPPLEMENTAL SCHEDULES

ADVANCED INTEGRATION TECHNOLOGY 401(k) PLAN
SCHEDULE H, LINE 4i SCHEDULE OF ASSETS (HELD AT END OF YEAR)
As of December 31, 2017
EIN #47-2414568 PLAN NUMBER 001

(a)	(b) Identity of Issue, Borrower, Lessor or Similar Party	(c) Description of investment, including maturity date, rate of interest, collateral, par, or maturity value	(d) Cost	(e) Current Value
*	Fidelity Investments Institutional Operations Company, Inc.			
*	American Century OC 2020 Investment	Mutual fund	**	$ 3,228,319
*	American Century OC 2025 Investment	Mutual fund	**	4,370,339
*	American Century OC 2030 Investment	Mutual fund	**	2,477,012
*	American Century OC 2035 Investment	Mutual fund	**	3,264,090
*	American Century OC 2040 Investment	Mutual fund	**	1,316,575
*	American Century OC 2045 Investment	Mutual fund	**	1,450,113
*	American Century OC 2050 Investment	Mutual fund	**	980,212
*	American Century OC 2055 Investment	Mutual fund	**	452,552
*	American Century OC IN RTM IV	Mutual fund	**	1,155,862
*	Carillon E Mid Cap Growth R5	Mutual fund	**	655,169
*	Fidelity Managed Income Portfolio	Common/Collective Trust	**	360,041
*	IS S&P 500 Index K	Mutual fund	**	1,206,161
*	JPM US Small CO	Mutual fund	**	227,670
*	Loomis Core PL BD A	Mutual fund	**	254,824
*	Lord Abbett High Yield Fund	Mutual fund	**	120,299
*	MFS Intl Divrsn R	Mutual fund	**	503,494
*	MFS Value R3	Mutual fund	**	498,406
*	Pioneer Fund Growth	Mutual fund	**	697,380
	Self directed brokerage account	Brokerage account	**	248,408
*	Temple Global Bond	Mutual fund	**	72,808
				$ 23,539,734
*		Participant notes receivable at 4.25 – 8.0%	**	$ 556,260

* Denotes party-in-interest
** Not required for participant directed investments

ADVANCED INTEGRATION TECHNOLOGY 401(k) PLAN
SCHEDULE H, LINE 4i SCHEDULE OF ASSETS (HELD AT END OF YEAR)
As of December 31, 2017
EIN #47-2414568 PLAN NUMBER 001

Participant Contributions Transferred Late to the Plan	Contributions Not Corrected	Contributions Corrected Outside VFCP	Contributions Pending Correction in VFCP	Total Fully Corrected Under VFCP and PTE 2002-51
$ 5,399	$ -	$ 5,399	$ -	$ -