Form 5500

Department of the Treasury
Internal Revenue Service

Department of Labor
Employee Benefits Security Administration

Pension Benefit Guaranty Corporation

Annual Return/Report of Employee Benefit Plan

This form is required to be filed for employee benefit plans under sections 104 and 4065 of the Employee Retirement Income Security Act of 1974 (ERISA) and sections 6057(b) and 6058(a) of the Internal Revenue Code (the Code).

▶ **Complete all entries in accordance with the instructions to the Form 5500.**

OMB Nos. 1210-0110
1210-0089

2019

This Form is Open to Public Inspection

Part I Annual Report Identification Information

For calendar plan year 2019 or fiscal plan year beginning 01/01/2019 and ending 12/31/2019

A This return/report is for:
- [ ] a multiemployer plan
- [ ] a multiple-employer plan (Filers checking this box must attach a list of participating employer information in accordance with the form instructions.)
- [X] a single-employer plan
- [ ] a DFE (specify) ____

B This return/report is:
- [ ] the first return/report
- [ ] the final return/report
- [ ] an amended return/report
- [ ] a short plan year return/report (less than 12 months)

C If the plan is a collectively-bargained plan, check here. . . . . ▶ [ ]

D Check box if filing under:
- [ ] Form 5558
- [X] automatic extension
- [ ] the DFVC program
- [ ] special extension (enter description)

Part II Basic Plan Information—enter all requested information

1a Name of plan
TROLLCO, INC. 401(K) PLAN

1b Three-digit plan number (PN) ▶ 002

1c Effective date of plan 12/01/2003

2a Plan sponsor's name (employer, if for a single-employer plan)
Mailing address (include room, apt., suite no. and street, or P.O. Box)
City or town, state or province, country, and ZIP or foreign postal code (if foreign, see instructions)
TROLLCO, INC.

1625 PELICAN LAKES PT
STE 201
WINDSOR, CO 80550

2b Employer Identification Number (EIN)
84-1143232

2c Plan Sponsor's telephone number
970-460-1689

2d Business code (see instructions)
713900

Caution: A penalty for the late or incomplete filing of this return/report will be assessed unless reasonable cause is established.

Under penalties of perjury and other penalties set forth in the instructions, I declare that I have examined this return/report, including accompanying schedules, statements and attachments, as well as the electronic version of this return/report, and to the best of my knowledge and belief, it is true, correct, and complete.

SIGN HERE	Filed with authorized/valid electronic signature.	05/29/2020	JANICE FITZSIMMONS
	Signature of plan administrator	Date	Enter name of individual signing as plan administrator
SIGN HERE			
	Signature of employer/plan sponsor	Date	Enter name of individual signing as employer or plan sponsor
SIGN HERE			
	Signature of DFE	Date	Enter name of individual signing as DFE

3a Plan administrator's name and address [X] Same as Plan Sponsor	**3b** Administrator's EIN	
	3c Administrator's telephone number	
4 If the name and/or EIN of the plan sponsor or the plan name has changed since the last return/report filed for this plan, enter the plan sponsor's name, EIN, the plan name and the plan number from the last return/report: **a** Sponsor's name **c** Plan Name	**4b** EIN **4d** PN	
5 Total number of participants at the beginning of the plan year	**5**	107
6 Number of participants as of the end of the plan year unless otherwise stated (welfare plans complete only lines **6a(1), 6a(2), 6b, 6c,** and **6d**).		
a(1) Total number of active participants at the beginning of the plan year	**6a(1)**	93
a(2) Total number of active participants at the end of the plan year	**6a(2)**	86
b Retired or separated participants receiving benefits	**6b**	1
c Other retired or separated participants entitled to future benefits	**6c**	14
d Subtotal. Add lines **6a(2)**, **6b**, and **6c**	**6d**	101
e Deceased participants whose beneficiaries are receiving or are entitled to receive benefits.	**6e**	0
f Total. Add lines **6d** and **6e**.	**6f**	101
g Number of participants with account balances as of the end of the plan year (only defined contribution plans complete this item)	**6g**	48
h Number of participants who terminated employment during the plan year with accrued benefits that were less than 100% vested	**6h**	0
7 Enter the total number of employers obligated to contribute to the plan (only multiemployer plans complete this item)	**7**	

8a If the plan provides pension benefits, enter the applicable pension feature codes from the List of Plan Characteristics Codes in the instructions:

2E 2F 2G 2J 2K 2T 3D 3H

b If the plan provides welfare benefits, enter the applicable welfare feature codes from the List of Plan Characteristics Codes in the instructions:

9a Plan funding arrangement (check all that apply)		**9b** Plan benefit arrangement (check all that apply)	
(1)	[ ] Insurance	**(1)**	[ ] Insurance
(2)	[ ] Code section 412(e)(3) insurance contracts	**(2)**	[ ] Code section 412(e)(3) insurance contracts
(3)	[X] Trust	**(3)**	[X] Trust
(4)	[ ] General assets of the sponsor	**(4)**	[ ] General assets of the sponsor

10 Check all applicable boxes in 10a and 10b to indicate which schedules are attached, and, where indicated, enter the number attached. (See instructions)

a Pension Schedules

- **(1)** [X] **R** (Retirement Plan Information)
- **(2)** [ ] **MB** (Multiemployer Defined Benefit Plan and Certain Money Purchase Plan Actuarial Information) - signed by the plan actuary
- **(3)** [ ] **SB** (Single-Employer Defined Benefit Plan Actuarial Information) - signed by the plan actuary

b General Schedules

- **(1)** [X] **H** (Financial Information)
- **(2)** [ ] **I** (Financial Information – Small Plan)
- **(3)** [ ] ___ **A** (Insurance Information)
- **(4)** [X] **C** (Service Provider Information)
- **(5)** [X] **D** (DFE/Participating Plan Information)
- **(6)** [ ] **G** (Financial Transaction Schedules)

Part III Form M-1 Compliance Information (to be completed by welfare benefit plans)

11a If the plan provides welfare benefits, was the plan subject to the Form M-1 filing requirements during the plan year? (See instructions and 29 CFR 2520.101-2.) ..... ☐ Yes ☐ No

If "Yes" is checked, complete lines 11b and 11c.

11b Is the plan currently in compliance with the Form M-1 filing requirements? (See instructions and 29 CFR 2520.101-2.) ..... ☐ Yes ☐ No

11c Enter the Receipt Confirmation Code for the 2019 Form M-1 annual report. If the plan was not required to file the 2019 Form M-1 annual report, enter the Receipt Confirmation Code for the most recent Form M-1 that was required to be filed under the Form M-1 filing requirements. (Failure to enter a valid Receipt Confirmation Code will subject the Form 5500 filing to rejection as incomplete.)

Receipt Confirmation Code_____

SCHEDULE C (Form 5500)

Department of the Treasury
Internal Revenue Service

Department of Labor
Employee Benefits Security Administration

Pension Benefit Guaranty Corporation

Service Provider Information

This schedule is required to be filed under section 104 of the Employee Retirement Income Security Act of 1974 (ERISA).

▶ **File as an attachment to Form 5500.**

OMB No. 1210-0110

2019

This Form is Open to Public Inspection.

For calendar plan year 2019 or fiscal plan year beginning 01/01/2019 and ending 12/31/2019

A Name of plan
TROLLCO, INC. 401(K) PLAN

B Three-digit plan number (PN) ▶ 002

C Plan sponsor's name as shown on line 2a of Form 5500
TROLLCO, INC.

D Employer Identification Number (EIN)
84-1143232

Part I Service Provider Information (see instructions)

You must complete this Part, in accordance with the instructions, to report the information required for **each person** who received, directly or indirectly, $5,000 or more in total compensation (i.e., money or anything else of monetary value) in connection with services rendered to the plan or the person's position with the plan during the plan year. If a person received **only** eligible indirect compensation for which the plan received the required disclosures, you are required to answer line 1 but are not required to include that person when completing the remainder of this Part.

1 Information on Persons Receiving Only Eligible Indirect Compensation

a Check "Yes" or "No" to indicate whether you are excluding a person from the remainder of this Part because they received only eligible indirect compensation for which the plan received the required disclosures (see instructions for definitions and conditions).. . . . . [X] Yes [ ] No

b If you answered line 1a "Yes," enter the name and EIN or address of each person providing the required disclosures for the service providers who received only eligible indirect compensation. Complete as many entries as needed (see instructions).

(b) Enter name and EIN or address of person who provided you disclosures on eligible indirect compensation

ALLIANZ GLOBAL INVESTORS DISTRIBUTO
1345 AVENUE OF THE AMERICAS
NEW YORK, NY 10105

(b) Enter name and EIN or address of person who provided you disclosures on eligible indirect compensation

AMERICAN CENTURY INVESTMENT SERVICE

44-0640487

(b) Enter name and EIN or address of person who provided you disclosures on eligible indirect compensation

COLUMBIA
ONE FINANCIAL CENTER
MA5-515-14-01
BOSTON, MA 02111

(b) Enter name and EIN or address of person who provided you disclosures on eligible indirect compensation

DELAWARE INVESTMENTS
2005 MARKET STREET
PHILADELPHIA, PA 19103

(b) Enter name and EIN or address of person who provided you disclosures on eligible indirect compensation

DWS DISTRIBUTORS, INC.

36-3976708

(b) Enter name and EIN or address of person who provided you disclosures on eligible indirect compensation

EAGLE FUND DISTRIBUTORS, INC.

59-2385219

(b) Enter name and EIN or address of person who provided you disclosures on eligible indirect compensation

FRED ALGER & COMPANY, INCORPORATED

13-2510833

(b) Enter name and EIN or address of person who provided you disclosures on eligible indirect compensation

INVESCO

1555 PEACHTREE STREET NW
1800
ATLANTA, GA 30309

(b) Enter name and EIN or address of person who provided you disclosures on eligible indirect compensation

IVY FUNDS, INC.

6300 LAMAR AVENUE
P. O. BOX 29217
SHAWNEE MISSION, KS 66201

(b) Enter name and EIN or address of person who provided you disclosures on eligible indirect compensation

J.P. MORGAN INVESTMENT MANAGEMENT

13-3200244

(b) Enter name and EIN or address of person who provided you disclosures on eligible indirect compensation

LEGG MASON INVESTOR SERVICES, LLC

100 INTERNATIONAL DRIVE
BALTIMORE, MD 21202

(b) Enter name and EIN or address of person who provided you disclosures on eligible indirect compensation

MFS FUND DISTRIBUTORS, INC.

04-2747644

(b) Enter name and EIN or address of person who provided you disclosures on eligible indirect compensation

OPPENHEIMER FUNDS INC.

13-2527171

(b) Enter name and EIN or address of person who provided you disclosures on eligible indirect compensation

PHOENIX - VIRTUS

56 PROSPECT STREET
PO BOX 150480
HARTFORD, CT 06115

(b) Enter name and EIN or address of person who provided you disclosures on eligible indirect compensation

PRUDENTIAL INVESTMENTS LLC

22-3468527

(b) Enter name and EIN or address of person who provided you disclosures on eligible indirect compensation

STATE STREET CORPORATION

04-1867445

(b) Enter name and EIN or address of person who provided you disclosures on eligible indirect compensation

T. ROWE PRICE

100 EAST PRATT STREET
BALTIMORE, MD 21202

(b) Enter name and EIN or address of person who provided you disclosures on eligible indirect compensation

THORNBURG SECURITIES CORPORATION

2300 NORTH RIDGETOP RD.
SANTA FE, NM 87506

(b) Enter name and EIN or address of person who provided you disclosures on eligible indirect compensation

(b) Enter name and EIN or address of person who provided you disclosures on eligible indirect compensation

2. Information on Other Service Providers Receiving Direct or Indirect Compensation. Except for those persons for whom you answered "Yes" to line 1a above, complete as many entries as needed to list each person receiving, directly or indirectly, $5,000 or more in total compensation (i.e., money or anything else of value) in connection with services rendered to the plan or their position with the plan during the plan year. (See instructions).

(a) Enter name and EIN or address (see instructions)

ADP, LLC

13-3036745

(b) Service Code(s)	(c) Relationship to employer, employee organization, or person known to be a party-in-interest	(d) Enter direct compensation paid by the plan. If none, enter -0-.	(e) Did service provider receive indirect compensation? (sources other than plan or plan sponsor)	(f) Did indirect compensation include eligible indirect compensation, for which the plan received the required disclosures?	(g) Enter total indirect compensation received by service provider excluding eligible indirect compensation for which you answered "Yes" to element (f). If none, enter -0-.	(h) Did the service provider give you a formula instead of an amount or estimated amount?
37 50 15 64	RECORD KEEPER	760	Yes [X] No [ ]	Yes [X] No [ ]	0	Yes [ ] No [X]

(a) Enter name and EIN or address (see instructions)

ADP BROKER-DEALER

22-3319984

(b) Service Code(s)	(c) Relationship to employer, employee organization, or person known to be a party-in-interest	(d) Enter direct compensation paid by the plan. If none, enter -0-.	(e) Did service provider receive indirect compensation? (sources other than plan or plan sponsor)	(f) Did indirect compensation include eligible indirect compensation, for which the plan received the required disclosures?	(g) Enter total indirect compensation received by service provider excluding eligible indirect compensation for which you answered "Yes" to element (f). If none, enter -0-.	(h) Did the service provider give you a formula instead of an amount or estimated amount?
60 59 63 49 99	RECORD KEEPER	0	Yes [X] No [ ]	Yes [ ] No [X]	0	Yes [X] No [ ]

(a) Enter name and EIN or address (see instructions)

MORGAN STANLEY SMITH BARNEY

6125 SKY POND DR
LOVELAND, CO 80538

(b) Service Code(s)	(c) Relationship to employer, employee organization, or person known to be a party-in-interest	(d) Enter direct compensation paid by the plan. If none, enter -0-.	(e) Did service provider receive indirect compensation? (sources other than plan or plan sponsor)	(f) Did indirect compensation include eligible indirect compensation, for which the plan received the required disclosures?	(g) Enter total indirect compensation received by service provider excluding eligible indirect compensation for which you answered "Yes" to element (f). If none, enter -0-.	(h) Did the service provider give you a formula instead of an amount or estimated amount?
49 99	ADVISOR	0	Yes [X] No [ ]	Yes [ ] No [X]	0	Yes [X] No [ ]

2. Information on Other Service Providers Receiving Direct or Indirect Compensation. Except for those persons for whom you answered "Yes" to line 1a above, complete as many entries as needed to list each person receiving, directly or indirectly, $5,000 or more in total compensation (i.e., money or anything else of value) in connection with services rendered to the plan or their position with the plan during the plan year. (See instructions).

(a) Enter name and EIN or address (see instructions)

(b) Service Code(s)	**(c)** Relationship to employer, employee organization, or person known to be a party-in-interest	**(d)** Enter direct compensation paid by the plan. If none, enter -0-.	**(e)** Did service provider receive indirect compensation? (sources other than plan or plan sponsor)	**(f)** Did indirect compensation include eligible indirect compensation, for which the plan received the required disclosures?	**(g)** Enter total indirect compensation received by service provider excluding eligible indirect compensation for which you answered "Yes" to element (f). If none, enter -0-.	**(h)** Did the service provider give you a formula instead of an amount or estimated amount?
			Yes ☐ No ☐	Yes ☐ No ☐		Yes ☐ No ☐

(a) Enter name and EIN or address (see instructions)

(b) Service Code(s)	**(c)** Relationship to employer, employee organization, or person known to be a party-in-interest	**(d)** Enter direct compensation paid by the plan. If none, enter -0-.	**(e)** Did service provider receive indirect compensation? (sources other than plan or plan sponsor)	**(f)** Did indirect compensation include eligible indirect compensation, for which the plan received the required disclosures?	**(g)** Enter total indirect compensation received by service provider excluding eligible indirect compensation for which you answered "Yes" to element (f). If none, enter -0-.	**(h)** Did the service provider give you a formula instead of an amount or estimated amount?
			Yes ☐ No ☐	Yes ☐ No ☐		Yes ☐ No ☐

(a) Enter name and EIN or address (see instructions)

(b) Service Code(s)	**(c)** Relationship to employer, employee organization, or person known to be a party-in-interest	**(d)** Enter direct compensation paid by the plan. If none, enter -0-.	**(e)** Did service provider receive indirect compensation? (sources other than plan or plan sponsor)	**(f)** Did indirect compensation include eligible indirect compensation, for which the plan received the required disclosures?	**(g)** Enter total indirect compensation received by service provider excluding eligible indirect compensation for which you answered "Yes" to element (f). If none, enter -0-.	**(h)** Did the service provider give you a formula instead of an amount or estimated amount?
			Yes ☐ No ☐	Yes ☐ No ☐		Yes ☐ No ☐

Part I Service Provider Information (continued)

3. If you reported on line 2 receipt of indirect compensation, other than eligible indirect compensation, by a service provider, and the service provider is a fiduciary or provides contract administrator, consulting, custodial, investment advisory, investment management, broker, or recordkeeping services, answer the following questions for (a) each source from whom the service provider received $1,000 or more in indirect compensation and (b) each source for whom the service provider gave you a formula used to determine the indirect compensation instead of an amount or estimated amount of the indirect compensation. Complete as many entries as needed to report the required information for each source.

(a) Enter service provider name as it appears on line 2	**(b)** Service Codes (see instructions)	**(c)** Enter amount of indirect compensation
MORGAN STANLEY SMITH BARNEY	99	0

(d) Enter name and EIN (address) of source of indirect compensation	**(e)** Describe the indirect compensation, including any formula used to determine the service provider's eligibility for or the amount of the indirect compensation.
ADP BROKER-DEALER 22-3319984	0.0025 BASIS POINTS

(a) Enter service provider name as it appears on line 2	**(b)** Service Codes (see instructions)	**(c)** Enter amount of indirect compensation
ADP BROKER-DEALER	63 60 59	0

(d) Enter name and EIN (address) of source of indirect compensation	**(e)** Describe the indirect compensation, including any formula used to determine the service provider's eligibility for or the amount of the indirect compensation.
ALLIANZ GLOBAL INVESTORS DISTRIBUTO 1345 AVENUE OF THE AMERICAS NEW YORK, NY 10105	ANNUAL RATE 0.00250 OF AVERAGE DAILY ASSETS ANNUAL RATE 0.00200 OF AVERAGE DAILY ASSETS ANNUAL RATE 0.00250 OF AVERAGE DAILY ASSETS ANNUAL RATE 0.00200 OF AVERAGE DAILY ASSETS

(a) Enter service provider name as it appears on line 2	**(b)** Service Codes (see instructions)	**(c)** Enter amount of indirect compensation
ADP BROKER-DEALER	63 60 59	0

(d) Enter name and EIN (address) of source of indirect compensation	**(e)** Describe the indirect compensation, including any formula used to determine the service provider's eligibility for or the amount of the indirect compensation.
AMERICAN CENTURY INVESTMENT SERVICE 44-0640487	ANNUAL RATE 0.00250 OF AVERAGE DAILY ASSETS ANNUAL RATE 0.00350 OF AVERAGE DAILY ASSETS

Part I Service Provider Information (continued)

3. If you reported on line 2 receipt of indirect compensation, other than eligible indirect compensation, by a service provider, and the service provider is a fiduciary or provides contract administrator, consulting, custodial, investment advisory, investment management, broker, or recordkeeping services, answer the following questions for (a) each source from whom the service provider received $1,000 or more in indirect compensation and (b) each source for whom the service provider gave you a formula used to determine the indirect compensation instead of an amount or estimated amount of the indirect compensation. Complete as many entries as needed to report the required information for each source.

(a) Enter service provider name as it appears on line 2	**(b)** Service Codes (see instructions)	**(c)** Enter amount of indirect compensation
ADP BROKER-DEALER	63 60 59	0

(d) Enter name and EIN (address) of source of indirect compensation	**(e)** Describe the indirect compensation, including any formula used to determine the service provider's eligibility for or the amount of the indirect compensation.
COLUMBIA ONE FINANCIAL CENTER MA5-515-14-01 BOSTON, MA 02111	ANNUAL RATE 0.00250 OF AVERAGE DAILY ASSETS

(a) Enter service provider name as it appears on line 2	**(b)** Service Codes (see instructions)	**(c)** Enter amount of indirect compensation
ADP BROKER-DEALER	63 60 59	0

(d) Enter name and EIN (address) of source of indirect compensation	**(e)** Describe the indirect compensation, including any formula used to determine the service provider's eligibility for or the amount of the indirect compensation.
DELAWARE INVESTMENTS 2005 MARKET STREET PHILADELPHIA, PA 19103	ANNUAL RATE 0.00250 OF AVERAGE DAILY ASSETS

(a) Enter service provider name as it appears on line 2	**(b)** Service Codes (see instructions)	**(c)** Enter amount of indirect compensation
ADP BROKER-DEALER	63 60 59	0

(d) Enter name and EIN (address) of source of indirect compensation	**(e)** Describe the indirect compensation, including any formula used to determine the service provider's eligibility for or the amount of the indirect compensation.
DWS DISTRIBUTORS, INC. 36-3976708	ANNUAL RATE 0.00250 OF AVERAGE DAILY ASSETS ANNUAL RATE 0.00350 OF AVERAGE DAILY ASSETS

Part I Service Provider Information (continued)

3. If you reported on line 2 receipt of indirect compensation, other than eligible indirect compensation, by a service provider, and the service provider is a fiduciary or provides contract administrator, consulting, custodial, investment advisory, investment management, broker, or recordkeeping services, answer the following questions for (a) each source from whom the service provider received $1,000 or more in indirect compensation and (b) each source for whom the service provider gave you a formula used to determine the indirect compensation instead of an amount or estimated amount of the indirect compensation. Complete as many entries as needed to report the required information for each source.

(a) Enter service provider name as it appears on line 2	**(b)** Service Codes (see instructions)	**(c)** Enter amount of indirect compensation
ADP BROKER-DEALER	63 60 59	0

(d) Enter name and EIN (address) of source of indirect compensation	**(e)** Describe the indirect compensation, including any formula used to determine the service provider's eligibility for or the amount of the indirect compensation.
EAGLE FUND DISTRIBUTORS, INC. 59-2385219	ANNUAL RATE 0.00250 OF AVERAGE DAILY ASSETS

(a) Enter service provider name as it appears on line 2	**(b)** Service Codes (see instructions)	**(c)** Enter amount of indirect compensation
ADP BROKER-DEALER	60 59	0

(d) Enter name and EIN (address) of source of indirect compensation	**(e)** Describe the indirect compensation, including any formula used to determine the service provider's eligibility for or the amount of the indirect compensation.
FRED ALGER & COMPANY, INCORPORATED 13-2510833	ANNUAL RATE 0.00500 OF AVERAGE DAILY ASSETS

(a) Enter service provider name as it appears on line 2	**(b)** Service Codes (see instructions)	**(c)** Enter amount of indirect compensation
ADP BROKER-DEALER	63 60 59 99	0

(d) Enter name and EIN (address) of source of indirect compensation		**(e)** Describe the indirect compensation, including any formula used to determine the service provider's eligibility for or the amount of the indirect compensation.
INVESCO	1555 PEACHTREE STREET NW 1800 ATLANTA, GA 30309	ANNUAL RATE 0.00250 OF AVERAGE DAILY ASSETS ANNUAL RATE 0.00250 OF AVERAGE DAILY ASSETS ANNUAL RATE 0.00780 OF AVERAGE DAILY ASSETS

Part I Service Provider Information (continued)

3. If you reported on line 2 receipt of indirect compensation, other than eligible indirect compensation, by a service provider, and the service provider is a fiduciary or provides contract administrator, consulting, custodial, investment advisory, investment management, broker, or recordkeeping services, answer the following questions for (a) each source from whom the service provider received $1,000 or more in indirect compensation and (b) each source for whom the service provider gave you a formula used to determine the indirect compensation instead of an amount or estimated amount of the indirect compensation. Complete as many entries as needed to report the required information for each source.

(a) Enter service provider name as it appears on line 2	**(b)** Service Codes (see instructions)	**(c)** Enter amount of indirect compensation
ADP BROKER-DEALER	63 60 59	0

(d) Enter name and EIN (address) of source of indirect compensation	**(e)** Describe the indirect compensation, including any formula used to determine the service provider's eligibility for or the amount of the indirect compensation.
IVY FUNDS, INC. 6300 LAMAR AVENUE P. O. BOX 29217 SHAWNEE MISSION, KS 66201	ANNUAL RATE 0.00250 OF AVERAGE DAILY ASSETS

(a) Enter service provider name as it appears on line 2	**(b)** Service Codes (see instructions)	**(c)** Enter amount of indirect compensation
ADP BROKER-DEALER	63 60 59	0

(d) Enter name and EIN (address) of source of indirect compensation	**(e)** Describe the indirect compensation, including any formula used to determine the service provider's eligibility for or the amount of the indirect compensation.
J.P. MORGAN INVESTMENT MANAGEMENT 13-3200244	ANNUAL RATE 0.00250 OF AVERAGE DAILY ASSETS ANNUAL RATE 0.00250 OF AVERAGE DAILY ASSETS ANNUAL RATE 0.00250 OF AVERAGE DAILY ASSETS

(a) Enter service provider name as it appears on line 2	**(b)** Service Codes (see instructions)	**(c)** Enter amount of indirect compensation
ADP BROKER-DEALER	63 60 59	0

(d) Enter name and EIN (address) of source of indirect compensation	**(e)** Describe the indirect compensation, including any formula used to determine the service provider's eligibility for or the amount of the indirect compensation.
LEGG MASON INVESTOR SERVICES, LLC 100 INTERNATIONAL DRIVE BALTIMORE, MD 21202	ANNUAL RATE 0.00250 OF AVERAGE DAILY ASSETS

Part I Service Provider Information (continued)

3. If you reported on line 2 receipt of indirect compensation, other than eligible indirect compensation, by a service provider, and the service provider is a fiduciary or provides contract administrator, consulting, custodial, investment advisory, investment management, broker, or recordkeeping services, answer the following questions for (a) each source from whom the service provider received $1,000 or more in indirect compensation and (b) each source for whom the service provider gave you a formula used to determine the indirect compensation instead of an amount or estimated amount of the indirect compensation. Complete as many entries as needed to report the required information for each source.

(a) Enter service provider name as it appears on line 2	**(b)** Service Codes (see instructions)	**(c)** Enter amount of indirect compensation
ADP BROKER-DEALER	63 60 59	0

(d) Enter name and EIN (address) of source of indirect compensation	**(e)** Describe the indirect compensation, including any formula used to determine the service provider's eligibility for or the amount of the indirect compensation.
MFS FUND DISTRIBUTORS, INC. 04-2747644	ANNUAL RATE 0.00500 OF AVERAGE DAILY ASSETS ANNUAL RATE 0.00150 OF AVERAGE DAILY ASSETS

(a) Enter service provider name as it appears on line 2	**(b)** Service Codes (see instructions)	**(c)** Enter amount of indirect compensation
ADP BROKER-DEALER	63 60 59	0

(d) Enter name and EIN (address) of source of indirect compensation	**(e)** Describe the indirect compensation, including any formula used to determine the service provider's eligibility for or the amount of the indirect compensation.
OPPENHEIMER FUNDS INC. 13-2527171	ANNUAL RATE 0.00250 OF AVERAGE DAILY ASSETS

(a) Enter service provider name as it appears on line 2	**(b)** Service Codes (see instructions)	**(c)** Enter amount of indirect compensation
ADP BROKER-DEALER	63 60 59	0

(d) Enter name and EIN (address) of source of indirect compensation	**(e)** Describe the indirect compensation, including any formula used to determine the service provider's eligibility for or the amount of the indirect compensation.
PHOENIX - VIRTUS 56 PROSPECT STREET PO BOX 150480 HARTFORD, CT 06115	ANNUAL RATE 0.00250 OF AVERAGE DAILY ASSETS ANNUAL RATE 0.00200 OF AVERAGE DAILY ASSETS

Part I Service Provider Information (continued)

3. If you reported on line 2 receipt of indirect compensation, other than eligible indirect compensation, by a service provider, and the service provider is a fiduciary or provides contract administrator, consulting, custodial, investment advisory, investment management, broker, or recordkeeping services, answer the following questions for (a) each source from whom the service provider received $1,000 or more in indirect compensation and (b) each source for whom the service provider gave you a formula used to determine the indirect compensation instead of an amount or estimated amount of the indirect compensation. Complete as many entries as needed to report the required information for each source.

(a) Enter service provider name as it appears on line 2	**(b)** Service Codes (see instructions)	**(c)** Enter amount of indirect compensation
ADP BROKER-DEALER	63 60 59	0

(d) Enter name and EIN (address) of source of indirect compensation	**(e)** Describe the indirect compensation, including any formula used to determine the service provider's eligibility for or the amount of the indirect compensation.
PRUDENTIAL INVESTMENTS LLC 22-3468527	ANNUAL RATE 0.00250 OF AVERAGE DAILY ASSETS

(a) Enter service provider name as it appears on line 2	**(b)** Service Codes (see instructions)	**(c)** Enter amount of indirect compensation
ADP BROKER-DEALER	99	0

(d) Enter name and EIN (address) of source of indirect compensation	**(e)** Describe the indirect compensation, including any formula used to determine the service provider's eligibility for or the amount of the indirect compensation.
STATE STREET CORPORATION 04-1867445	ANNUAL RATE 0.00500 OF AVERAGE DAILY ASSETS ANNUAL RATE 0.00500 OF AVERAGE DAILY ASSETS ANNUAL RATE 0.00500 OF AVERAGE DAILY ASSETS ANNUAL RATE 0.00500 OF AVERAGE DAILY ASSETS

(a) Enter service provider name as it appears on line 2	**(b)** Service Codes (see instructions)	**(c)** Enter amount of indirect compensation
ADP BROKER-DEALER	63 60 59	0

(d) Enter name and EIN (address) of source of indirect compensation	**(e)** Describe the indirect compensation, including any formula used to determine the service provider's eligibility for or the amount of the indirect compensation.
T. ROWE PRICE 100 EAST PRATT STREET BALTIMORE, MD 21202	ANNUAL RATE 0.00500 OF AVERAGE DAILY ASSETS ANNUAL RATE 0.00150 OF AVERAGE DAILY ASSETS ANNUAL RATE 0.00500 OF AVERAGE DAILY ASSETS ANNUAL RATE 0.00150 OF AVERAGE DAILY ASSETS ANNUAL RATE 0.00500 OF AVERAGE DAILY ASSETS

Part I Service Provider Information (continued)

3. If you reported on line 2 receipt of indirect compensation, other than eligible indirect compensation, by a service provider, and the service provider is a fiduciary or provides contract administrator, consulting, custodial, investment advisory, investment management, broker, or recordkeeping services, answer the following questions for (a) each source from whom the service provider received $1,000 or more in indirect compensation and (b) each source for whom the service provider gave you a formula used to determine the indirect compensation instead of an amount or estimated amount of the indirect compensation. Complete as many entries as needed to report the required information for each source.

(a) Enter service provider name as it appears on line 2	**(b)** Service Codes (see instructions)	**(c)** Enter amount of indirect compensation
ADP BROKER-DEALER	63 60 59	0

(d) Enter name and EIN (address) of source of indirect compensation	**(e)** Describe the indirect compensation, including any formula used to determine the service provider's eligibility for or the amount of the indirect compensation.
THORNBURG SECURITIES CORPORATION 2300 NORTH RIDGETOP RD. SANTA FE, NM 87506	ANNUAL RATE 0.00250 OF AVERAGE DAILY ASSETS

(a) Enter service provider name as it appears on line 2	**(b)** Service Codes (see instructions)	**(c)** Enter amount of indirect compensation

(d) Enter name and EIN (address) of source of indirect compensation	**(e)** Describe the indirect compensation, including any formula used to determine the service provider's eligibility for or the amount of the indirect compensation.

(a) Enter service provider name as it appears on line 2	**(b)** Service Codes (see instructions)	**(c)** Enter amount of indirect compensation

(d) Enter name and EIN (address) of source of indirect compensation	**(e)** Describe the indirect compensation, including any formula used to determine the service provider's eligibility for or the amount of the indirect compensation.

Part II Service Providers Who Fail or Refuse to Provide Information

4 Provide, to the extent possible, the following information for each service provider who failed or refused to provide the information necessary to complete this Schedule.

(a) Enter name and EIN or address of service provider (see instructions)	**(b)** Nature of Service Code(s)	**(c)** Describe the information that the service provider failed or refused to provide

(a) Enter name and EIN or address of service provider (see instructions)	**(b)** Nature of Service Code(s)	**(c)** Describe the information that the service provider failed or refused to provide

(a) Enter name and EIN or address of service provider (see instructions)	**(b)** Nature of Service Code(s)	**(c)** Describe the information that the service provider failed or refused to provide

(a) Enter name and EIN or address of service provider (see instructions)	**(b)** Nature of Service Code(s)	**(c)** Describe the information that the service provider failed or refused to provide

(a) Enter name and EIN or address of service provider (see instructions)	**(b)** Nature of Service Code(s)	**(c)** Describe the information that the service provider failed or refused to provide

(a) Enter name and EIN or address of service provider (see instructions)	**(b)** Nature of Service Code(s)	**(c)** Describe the information that the service provider failed or refused to provide

Part III Termination Information on Accountants and Enrolled Actuaries (see instructions)

(complete as many entries as needed)

a Name:	**b** EIN:
c Position:	
d Address:	**e** Telephone:

Explanation:

a Name:	**b** EIN:
c Position:	
d Address:	**e** Telephone:

Explanation:

a Name:	**b** EIN:
c Position:	
d Address:	**e** Telephone:

Explanation:

a Name:	**b** EIN:
c Position:	
d Address:	**e** Telephone:

Explanation:

a Name:	**b** EIN:
c Position:	
d Address:	**e** Telephone:

Explanation:

SCHEDULE D (Form 5500)

Department of the Treasury
Internal Revenue Service

Department of Labor
Employee Benefits Security Administration

DFE/Participating Plan Information

This schedule is required to be filed under section 104 of the Employee Retirement Income Security Act of 1974 (ERISA).

▶ **File as an attachment to Form 5500.**

OMB No. 1210-0110

2019

This Form is Open to Public Inspection.

For calendar plan year 2019 or fiscal plan year beginning 01/01/2019 and ending 12/31/2019

A Name of plan
TROLLCO, INC. 401(K) PLAN

B Three-digit plan number (PN) ▶ 002

C Plan or DFE sponsor's name as shown on line 2a of Form 5500
TROLLCO, INC.

D Employer Identification Number (EIN)
84-1143232

Part I **Information on interests in MTIAs, CCTs, PSAs, and 103-12 IEs (to be completed by plans and DFEs)**
(Complete as many entries as needed to report all interests in DFEs)

a Name of MTIA, CCT, PSA, or 103-12 IE: INVESCO STABLE ASSET

b Name of sponsor of entity listed in (a): INVESCO TRUST COMPANY

c EIN-PN	**d** Entity code	**e** Dollar value of interest in MTIA, CCT, PSA, or 103-12 IE at end of year (see instructions)
27-3884161-001	C	51575

a Name of MTIA, CCT, PSA, or 103-12 IE: STATE ST INTL IDX SECLEND VIII

b Name of sponsor of entity listed in (a): STATE STREET BANK & TRUST CO

c EIN-PN	**d** Entity code	**e** Dollar value of interest in MTIA, CCT, PSA, or 103-12 IE at end of year (see instructions)
90-0337987-336	C	5

a Name of MTIA, CCT, PSA, or 103-12 IE: STATE ST RUSS SC IDX VIII

b Name of sponsor of entity listed in (a): STATE STREET BANK & TRUST CO

c EIN-PN	**d** Entity code	**e** Dollar value of interest in MTIA, CCT, PSA, or 103-12 IE at end of year (see instructions)
90-0337987-340	C	0

a Name of MTIA, CCT, PSA, or 103-12 IE: STATE ST S&P 500 IDX IX

b Name of sponsor of entity listed in (a): STATE STREET BANK & TRUST CO

c EIN-PN	**d** Entity code	**e** Dollar value of interest in MTIA, CCT, PSA, or 103-12 IE at end of year (see instructions)
90-0337987-344	C	100791

a Name of MTIA, CCT, PSA, or 103-12 IE: STATE ST S&P MD CP IDX NL J

b Name of sponsor of entity listed in (a): STATE STREET BANK & TRUST CO

c EIN-PN	**d** Entity code	**e** Dollar value of interest in MTIA, CCT, PSA, or 103-12 IE at end of year (see instructions)
90-0337987-347	C	208126

a Name of MTIA, CCT, PSA, or 103-12 IE:

b Name of sponsor of entity listed in (a):

c EIN-PN	**d** Entity code	**e** Dollar value of interest in MTIA, CCT, PSA, or 103-12 IE at end of year (see instructions)

a Name of MTIA, CCT, PSA, or 103-12 IE:

b Name of sponsor of entity listed in (a):

c EIN-PN	**d** Entity code	**e** Dollar value of interest in MTIA, CCT, PSA, or 103-12 IE at end of year (see instructions)

a Name of MTIA, CCT, PSA, or 103-12 IE:

b Name of sponsor of entity listed in (a):

c EIN-PN	**d** Entity code	**e** Dollar value of interest in MTIA, CCT, PSA, or 103-12 IE at end of year (see instructions)

a Name of MTIA, CCT, PSA, or 103-12 IE:

b Name of sponsor of entity listed in (a):

c EIN-PN	**d** Entity code	**e** Dollar value of interest in MTIA, CCT, PSA, or 103-12 IE at end of year (see instructions)

a Name of MTIA, CCT, PSA, or 103-12 IE:

b Name of sponsor of entity listed in (a):

c EIN-PN	**d** Entity code	**e** Dollar value of interest in MTIA, CCT, PSA, or 103-12 IE at end of year (see instructions)

a Name of MTIA, CCT, PSA, or 103-12 IE:

b Name of sponsor of entity listed in (a):

c EIN-PN	**d** Entity code	**e** Dollar value of interest in MTIA, CCT, PSA, or 103-12 IE at end of year (see instructions)

a Name of MTIA, CCT, PSA, or 103-12 IE:

b Name of sponsor of entity listed in (a):

c EIN-PN	**d** Entity code	**e** Dollar value of interest in MTIA, CCT, PSA, or 103-12 IE at end of year (see instructions)

a Name of MTIA, CCT, PSA, or 103-12 IE:

b Name of sponsor of entity listed in (a):

c EIN-PN	**d** Entity code	**e** Dollar value of interest in MTIA, CCT, PSA, or 103-12 IE at end of year (see instructions)

a Name of MTIA, CCT, PSA, or 103-12 IE:

b Name of sponsor of entity listed in (a):

c EIN-PN	**d** Entity code	**e** Dollar value of interest in MTIA, CCT, PSA, or 103-12 IE at end of year (see instructions)

a Name of MTIA, CCT, PSA, or 103-12 IE:

b Name of sponsor of entity listed in (a):

c EIN-PN	**d** Entity code	**e** Dollar value of interest in MTIA, CCT, PSA, or 103-12 IE at end of year (see instructions)

a Name of MTIA, CCT, PSA, or 103-12 IE:

b Name of sponsor of entity listed in (a):

c EIN-PN	**d** Entity code	**e** Dollar value of interest in MTIA, CCT, PSA, or 103-12 IE at end of year (see instructions)

a Name of MTIA, CCT, PSA, or 103-12 IE:

b Name of sponsor of entity listed in (a):

c EIN-PN	**d** Entity code	**e** Dollar value of interest in MTIA, CCT, PSA, or 103-12 IE at end of year (see instructions)

a Name of MTIA, CCT, PSA, or 103-12 IE:

b Name of sponsor of entity listed in (a):

c EIN-PN	**d** Entity code	**e** Dollar value of interest in MTIA, CCT, PSA, or 103-12 IE at end of year (see instructions)

Part II Information on Participating Plans (to be completed by DFEs)

(Complete as many entries as needed to report all participating plans)

a Plan name	
b Name of plan sponsor	**c** EIN-PN

a Plan name	
b Name of plan sponsor	**c** EIN-PN

a Plan name	
b Name of plan sponsor	**c** EIN-PN

a Plan name	
b Name of plan sponsor	**c** EIN-PN

a Plan name	
b Name of plan sponsor	**c** EIN-PN

a Plan name	
b Name of plan sponsor	**c** EIN-PN

a Plan name	
b Name of plan sponsor	**c** EIN-PN

a Plan name	
b Name of plan sponsor	**c** EIN-PN

a Plan name	
b Name of plan sponsor	**c** EIN-PN

a Plan name	
b Name of plan sponsor	**c** EIN-PN

a Plan name	
b Name of plan sponsor	**c** EIN-PN

a Plan name	
b Name of plan sponsor	**c** EIN-PN

a Plan name	
b Name of plan sponsor	**c** EIN-PN

SCHEDULE H (Form 5500)

Department of the Treasury
Internal Revenue Service

Department of Labor
Employee Benefits Security Administration

Pension Benefit Guaranty Corporation

Financial Information

This schedule is required to be filed under section 104 of the Employee Retirement Income Security Act of 1974 (ERISA), and section 6058(a) of the Internal Revenue Code (the Code).

▶ **File as an attachment to Form 5500.**

OMB No. 1210-0110

2019

This Form is Open to Public Inspection

For calendar plan year 2019 or fiscal plan year beginning 01/01/2019 and ending 12/31/2019

A Name of plan
TROLLCO, INC. 401(K) PLAN

B Three-digit plan number (PN) ▶ 002

C Plan sponsor's name as shown on line 2a of Form 5500
TROLLCO, INC.

D Employer Identification Number (EIN)
84-1143232

Part I Asset and Liability Statement

1 Current value of plan assets and liabilities at the beginning and end of the plan year. Combine the value of plan assets held in more than one trust. Report the value of the plan's interest in a commingled fund containing the assets of more than one plan on a line-by-line basis unless the value is reportable on lines 1c(9) through 1c(14). Do not enter the value of that portion of an insurance contract which guarantees, during this plan year, to pay a specific dollar benefit at a future date. **Round off amounts to the nearest dollar.** MTIAs, CCTs, PSAs, and 103-12 IEs do not complete lines 1b(1), 1b(2), 1c(8), 1g, 1h, and 1i. CCTs, PSAs, and 103-12 IEs also do not complete lines 1d and 1e. See instructions.

Assets		(a) Beginning of Year	(b) End of Year
a Total noninterest-bearing cash	1a		
b Receivables (less allowance for doubtful accounts):			
(1) Employer contributions	1b(1)		
(2) Participant contributions	1b(2)		
(3) Other	1b(3)		
c General investments:			
(1) Interest-bearing cash (include money market accounts & certificates of deposit)	1c(1)		
(2) U.S. Government securities	1c(2)		
(3) Corporate debt instruments (other than employer securities):			
(A) Preferred	1c(3)(A)		
(B) All other	1c(3)(B)		
(4) Corporate stocks (other than employer securities):			
(A) Preferred	1c(4)(A)		
(B) Common	1c(4)(B)		
(5) Partnership/joint venture interests	1c(5)		
(6) Real estate (other than employer real property)	1c(6)		
(7) Loans (other than to participants)	1c(7)		
(8) Participant loans	1c(8)	18045	45899
(9) Value of interest in common/collective trusts	1c(9)	239468	360498
(10) Value of interest in pooled separate accounts	1c(10)		
(11) Value of interest in master trust investment accounts	1c(11)		
(12) Value of interest in 103-12 investment entities	1c(12)		
(13) Value of interest in registered investment companies (e.g., mutual funds)	1c(13)	981478	1294542
(14) Value of funds held in insurance company general account (unallocated contracts)	1c(14)		
(15) Other	1c(15)		

			(a) Beginning of Year	(b) End of Year
1d	Employer-related investments:			
	(1) Employer securities	1d(1)		
	(2) Employer real property	1d(2)		
e	Buildings and other property used in plan operation	1e		
f	Total assets (add all amounts in lines 1a through 1e)	1f	1238991	1700939
	Liabilities			
g	Benefit claims payable	1g		
h	Operating payables	1h		
i	Acquisition indebtedness	1i		
j	Other liabilities	1j		
k	Total liabilities (add all amounts in lines 1g through1j)	1k	0	0
	Net Assets			
l	Net assets (subtract line 1k from line 1f)	1l	1238991	1700939

Part II Income and Expense Statement

2 Plan income, expenses, and changes in net assets for the year. Include all income and expenses of the plan, including any trust(s) or separately maintained fund(s) and any payments/receipts to/from insurance carriers. Round off amounts to the nearest dollar. MTIAs, CCTs, PSAs, and 103-12 IEs do not complete lines 2a, 2b(1)(E), 2e, 2f, and 2g.

	Income		(a) Amount	(b) Total
a	**Contributions:**			
	(1) Received or receivable in cash from: **(A)** Employers	2a(1)(A)	81382	
	(B) Participants	2a(1)(B)	178885	
	(C) Others (including rollovers)	2a(1)(C)		
	(2) Noncash contributions	2a(2)		
	(3) Total contributions. Add lines **2a(1)(A), (B), (C),** and line **2a(2)**	2a(3)		260267
b	**Earnings on investments:**			
	(1) Interest:			
	(A) Interest-bearing cash (including money market accounts and certificates of deposit)	2b(1)(A)		
	(B) U.S. Government securities	2b(1)(B)		
	(C) Corporate debt instruments	2b(1)(C)		
	(D) Loans (other than to participants)	2b(1)(D)		
	(E) Participant loans	2b(1)(E)	1289	
	(F) Other	2b(1)(F)		
	(G) Total interest. Add lines **2b(1)(A)** through **(F)**	2b(1)(G)		1289
	(2) Dividends: **(A)** Preferred stock	2b(2)(A)		
	(B) Common stock	2b(2)(B)		
	(C) Registered investment company shares (e.g. mutual funds)	2b(2)(C)	67461	
	(D) Total dividends. Add lines **2b(2)(A)**, **(B)**, and **(C)**	2b(2)(D)		67461
	(3) Rents	2b(3)		
	(4) Net gain (loss) on sale of assets: **(A)** Aggregate proceeds	2b(4)(A)		
	(B) Aggregate carrying amount (see instructions)	2b(4)(B)		
	(C) Subtract line **2b(4)(B)** from line **2b(4)(A)** and enter result	2b(4)(C)		0
	(5) Unrealized appreciation (depreciation) of assets: **(A)** Real estate	2b(5)(A)		
	(B) Other	2b(5)(B)		
	(C) Total unrealized appreciation of assets. Add lines **2b(5)(A)** and **(B)**	2b(5)(C)		0

		(a) Amount	(b) Total
(6) Net investment gain (loss) from common/collective trusts	2b(6)		62416
(7) Net investment gain (loss) from pooled separate accounts	2b(7)		
(8) Net investment gain (loss) from master trust investment accounts	2b(8)		
(9) Net investment gain (loss) from 103-12 investment entities	2b(9)		
(10) Net investment gain (loss) from registered investment companies (e.g., mutual funds)	2b(10)		150377
c Other income	2c		
d Total income. Add all **income** amounts in column (b) and enter total	2d		541810
Expenses			
e Benefit payment and payments to provide benefits:			
(1) Directly to participants or beneficiaries, including direct rollovers	2e(1)	79102	
(2) To insurance carriers for the provision of benefits	2e(2)		
(3) Other	2e(3)		
(4) Total benefit payments. Add lines **2e(1)** through **(3)**	2e(4)		79102
f Corrective distributions (see instructions)	2f		
g Certain deemed distributions of participant loans (see instructions)	2g		
h Interest expense	2h		
i Administrative expenses: (1) Professional fees	2i(1)		
(2) Contract administrator fees	2i(2)		
(3) Investment advisory and management fees	2i(3)		
(4) Other	2i(4)	760	
(5) Total administrative expenses. Add lines **2i(1)** through **(4)**	2i(5)		760
j Total expenses. Add all **expense** amounts in column (b) and enter total	2j		79862
Net Income and Reconciliation			
k Net income (loss). Subtract line **2j** from line **2d**	2k		461948
l Transfers of assets:			
(1) To this plan	2l(1)		0
(2) From this plan	2l(2)		0

Part III Accountant's Opinion

3 Complete lines 3a through 3c if the opinion of an independent qualified public accountant is attached to this Form 5500. Complete line 3d if an opinion is not attached.

a The attached opinion of an independent qualified public accountant for this plan is (see instructions):

(1) ☐ Unmodified (2) ☐ Qualified (3) ☒ Disclaimer (4) ☐ Adverse

b Did the accountant perform a limited scope audit pursuant to 29 CFR 2520.103-8 and/or 103-12(d)? ☒ Yes ☐ No

c Enter the name and EIN of the accountant (or accounting firm) below:

(1) Name: SOUKUP, BUSH & ASSOCIATES, CPAS (2) EIN: 84-1128248

d The opinion of an independent qualified public accountant is **not attached** because:

(1) ☐ This form is filed for a CCT, PSA, or MTIA. (2) ☐ It will be attached to the next Form 5500 pursuant to 29 CFR 2520.104-50.

Part IV Compliance Questions

4 CCTs and PSAs do not complete Part IV. MTIAs, 103-12 IEs, and GIAs do not complete lines 4a, 4e, 4f, 4g, 4h, 4k, 4m, 4n, or 5. 103-12 IEs also do not complete lines 4j and 4l. MTIAs also do not complete line 4l.

During the plan year:

		Yes	No	Amount
a Was there a failure to transmit to the plan any participant contributions within the time period described in 29 CFR 2510.3-102? Continue to answer "Yes" for any prior year failures until fully corrected. (See instructions and DOL's Voluntary Fiduciary Correction Program.)	4a		X	
b Were any loans by the plan or fixed income obligations due the plan in default as of the close of the plan year or classified during the year as uncollectible? Disregard participant loans secured by participant's account balance. (Attach Schedule G (Form 5500) Part I if "Yes" is checked.)	4b		X	

			Yes	No	Amount
c	Were any leases to which the plan was a party in default or classified during the year as uncollectible? (Attach Schedule G (Form 5500) Part II if "Yes" is checked.)	4c		X	
d	Were there any nonexempt transactions with any party-in-interest? (Do not include transactions reported on line 4a. Attach Schedule G (Form 5500) Part III if "Yes" is checked.)	4d		X	
e	Was this plan covered by a fidelity bond?	4e	X		124000
f	Did the plan have a loss, whether or not reimbursed by the plan's fidelity bond, that was caused by fraud or dishonesty?	4f		X	
g	Did the plan hold any assets whose current value was neither readily determinable on an established market nor set by an independent third party appraiser?	4g		X	
h	Did the plan receive any noncash contributions whose value was neither readily determinable on an established market nor set by an independent third party appraiser?	4h		X	
i	Did the plan have assets held for investment? (Attach schedule(s) of assets if "Yes" is checked, and see instructions for format requirements.)	4i	X		
j	Were any plan transactions or series of transactions in excess of 5% of the current value of plan assets? (Attach schedule of transactions if "Yes" is checked, and see instructions for format requirements.)	4j		X	
k	Were all the plan assets either distributed to participants or beneficiaries, transferred to another plan, or brought under the control of the PBGC?	4k		X	
l	Has the plan failed to provide any benefit when due under the plan?	4l		X	
m	If this is an individual account plan, was there a blackout period? (See instructions and 29 CFR 2520.101-3.)	4m		X	
n	If 4m was answered "Yes," check the "Yes" box if you either provided the required notice or one of the exceptions to providing the notice applied under 29 CFR 2520.101-3.	4n			

5a Has a resolution to terminate the plan been adopted during the plan year or any prior plan year? ☐ Yes ☒ No
If "Yes," enter the amount of any plan assets that reverted to the employer this year _____.

5b If, during this plan year, any assets or liabilities were transferred from this plan to another plan(s), identify the plan(s) to which assets or liabilities were transferred. (See instructions.)

5b(1) Name of plan(s)	**5b(2)** EIN(s)	**5b(3)** PN(s)

5c If the plan is a defined benefit plan, is it covered under the PBGC insurance program (See ERISA section 4021.)? ..... ☐ Yes ☐ No ☐ Not determined
If "Yes" is checked, enter the My PAA confirmation number from the PBGC premium filing for this plan year_____. (See instructions.)

SCHEDULE R (Form 5500)

Department of the Treasury
Internal Revenue Service

Department of Labor
Employee Benefits Security Administration

Pension Benefit Guaranty Corporation

Retirement Plan Information

This schedule is required to be filed under sections 104 and 4065 of the Employee Retirement Income Security Act of 1974 (ERISA) and section 6058(a) of the Internal Revenue Code (the Code).

▶ **File as an attachment to Form 5500.**

OMB No. 1210-0110

2019

This Form is Open to Public Inspection.

For calendar plan year 2019 or fiscal plan year beginning 01/01/2019 and ending 12/31/2019

A Name of plan
TROLLCO, INC. 401(K) PLAN

B Three-digit plan number (PN) ▶ 002

C Plan sponsor's name as shown on line 2a of Form 5500
TROLLCO, INC.

D Employer Identification Number (EIN)
84-1143232

Part I Distributions

All references to distributions relate only to payments of benefits during the plan year.

1 Total value of distributions paid in property other than in cash or the forms of property specified in the instructions **1** 0

2 Enter the EIN(s) of payor(s) who paid benefits on behalf of the plan to participants or beneficiaries during the year (if more than two, enter EINs of the two payors who paid the greatest dollar amounts of benefits):

EIN(s): 57-1198022

Profit-sharing plans, ESOPs, and stock bonus plans, skip line 3.

3 Number of participants (living or deceased) whose benefits were distributed in a single sum, during the plan year **3**

Part II Funding Information (If the plan is not subject to the minimum funding requirements of section 412 of the Internal Revenue Code or ERISA section 302, skip this Part.)

4 Is the plan administrator making an election under Code section 412(d)(2) or ERISA section 302(d)(2)? ..... ☐ **Yes** ☐ **No** ☐ **N/A**

If the plan is a defined benefit plan, go to line 8.

5 If a waiver of the minimum funding standard for a prior year is being amortized in this plan year, see instructions and enter the date of the ruling letter granting the waiver. **Date:** Month _____ Day _____ Year _____

If you completed line 5, complete lines 3, 9, and 10 of Schedule MB and do not complete the remainder of this schedule.

6 **a** Enter the minimum required contribution for this plan year (include any prior year accumulated funding deficiency not waived) **6a**

b Enter the amount contributed by the employer to the plan for this plan year **6b**

c Subtract the amount in line 6b from the amount in line 6a. Enter the result (enter a minus sign to the left of a negative amount) **6c**

If you completed line 6c, skip lines 8 and 9.

7 Will the minimum funding amount reported on line 6c be met by the funding deadline? ..... ☐ **Yes** ☐ **No** ☐ **N/A**

8 If a change in actuarial cost method was made for this plan year pursuant to a revenue procedure or other authority providing automatic approval for the change or a class ruling letter, does the plan sponsor or plan administrator agree with the change? ..... ☐ **Yes** ☐ **No** ☐ **N/A**

Part III Amendments

9 If this is a defined benefit pension plan, were any amendments adopted during this plan year that increased or decreased the value of benefits? If yes, check the appropriate box. If no, check the "No" box. ..... ☐ **Increase** ☐ **Decrease** ☐ **Both** ☐ **No**

Part IV ESOPs (see instructions). If this is not a plan described under section 409(a) or 4975(e)(7) of the Internal Revenue Code, skip this Part.

10 Were unallocated employer securities or proceeds from the sale of unallocated securities used to repay any exempt loan? ..... ☐ **Yes** ☐ **No**

11 **a** Does the ESOP hold any preferred stock? ..... ☐ **Yes** ☐ **No**

b If the ESOP has an outstanding exempt loan with the employer as lender, is such loan part of a "back-to-back" loan? (See instructions for definition of "back-to-back" loan.) ..... ☐ **Yes** ☐ **No**

12 Does the ESOP hold any stock that is not readily tradable on an established securities market? ..... ☐ **Yes** ☐ **No**

Part V Additional Information for Multiemployer Defined Benefit Pension Plans

13 Enter the following information for each employer that contributed more than 5% of total contributions to the plan during the plan year (measured in dollars). See instructions. *Complete as many entries as needed to report all applicable employers.*

a Name of contributing employer

b EIN **c** Dollar amount contributed by employer

d Date collective bargaining agreement expires *(If employer contributes under more than one collective bargaining agreement, check box* ☐ *and see instructions regarding required attachment. Otherwise, enter the applicable date.)* Month _____ Day _____ Year _____

e Contribution rate information *(If more than one rate applies, check this box* ☐ *and see instructions regarding required attachment. Otherwise, complete lines 13e(1) and 13e(2).)*
(1) Contribution rate (in dollars and cents) _____
(2) Base unit measure: ☐ Hourly ☐ Weekly ☐ Unit of production ☐ Other (specify):

---

a Name of contributing employer

b EIN **c** Dollar amount contributed by employer

d Date collective bargaining agreement expires *(If employer contributes under more than one collective bargaining agreement, check box* ☐ *and see instructions regarding required attachment. Otherwise, enter the applicable date.)* Month _____ Day _____ Year _____

e Contribution rate information *(If more than one rate applies, check this box* ☐ *and see instructions regarding required attachment. Otherwise, complete lines 13e(1) and 13e(2).)*
(1) Contribution rate (in dollars and cents) _____
(2) Base unit measure: ☐ Hourly ☐ Weekly ☐ Unit of production ☐ Other (specify): _____

---

a Name of contributing employer

b EIN **c** Dollar amount contributed by employer

d Date collective bargaining agreement expires *(If employer contributes under more than one collective bargaining agreement, check box* ☐ *and see instructions regarding required attachment. Otherwise, enter the applicable date.)* Month _____ Day _____ Year _____

e Contribution rate information *(If more than one rate applies, check this box* ☐ *and see instructions regarding required attachment. Otherwise, complete lines 13e(1) and 13e(2).)*
(1) Contribution rate (in dollars and cents) _____
(2) Base unit measure: ☐ Hourly ☐ Weekly ☐ Unit of production ☐ Other (specify): _____

---

a Name of contributing employer

b EIN **c** Dollar amount contributed by employer

d Date collective bargaining agreement expires *(If employer contributes under more than one collective bargaining agreement, check box* ☐ *and see instructions regarding required attachment. Otherwise, enter the applicable date.)* Month _____ Day _____ Year _____

e Contribution rate information *(If more than one rate applies, check this box* ☐ *and see instructions regarding required attachment. Otherwise, complete lines 13e(1) and 13e(2).)*
(1) Contribution rate (in dollars and cents) _____
(2) Base unit measure: ☐ Hourly ☐ Weekly ☐ Unit of production ☐ Other (specify): _____

---

a Name of contributing employer

b EIN **c** Dollar amount contributed by employer

d Date collective bargaining agreement expires *(If employer contributes under more than one collective bargaining agreement, check box* ☐ *and see instructions regarding required attachment. Otherwise, enter the applicable date.)* Month _____ Day _____ Year _____

e Contribution rate information *(If more than one rate applies, check this box* ☐ *and see instructions regarding required attachment. Otherwise, complete lines 13e(1) and 13e(2).)*
(1) Contribution rate (in dollars and cents) _____
(2) Base unit measure: ☐ Hourly ☐ Weekly ☐ Unit of production ☐ Other (specify): _____

---

a Name of contributing employer

b EIN **c** Dollar amount contributed by employer

d Date collective bargaining agreement expires *(If employer contributes under more than one collective bargaining agreement, check box* ☐ *and see instructions regarding required attachment. Otherwise, enter the applicable date.)* Month _____ Day _____ Year _____

e Contribution rate information *(If more than one rate applies, check this box* ☐ *and see instructions regarding required attachment. Otherwise, complete lines 13e(1) and 13e(2).)*
(1) Contribution rate (in dollars and cents) _____
(2) Base unit measure: ☐ Hourly ☐ Weekly ☐ Unit of production ☐ Other (specify): _____

14 Enter the number of participants on whose behalf no contributions were made by an employer as an employer of the participant for:

a The current year	**14a**	
b The plan year immediately preceding the current plan year	**14b**	
c The second preceding plan year	**14c**	

15 Enter the ratio of the number of participants under the plan on whose behalf no employer had an obligation to make an employer contribution during the current plan year to:

a The corresponding number for the plan year immediately preceding the current plan year	**15a**	
b The corresponding number for the second preceding plan year	**15b**	

16 Information with respect to any employers who withdrew from the plan during the preceding plan year:

a Enter the number of employers who withdrew during the preceding plan year	**16a**	
b If line 16a is greater than 0, enter the aggregate amount of withdrawal liability assessed or estimated to be assessed against such withdrawn employers	**16b**	

17 If assets and liabilities from another plan have been transferred to or merged with this plan during the plan year, check box and see instructions regarding supplemental information to be included as an attachment. ☐

Part VI Additional Information for Single-Employer and Multiemployer Defined Benefit Pension Plans

18 If any liabilities to participants or their beneficiaries under the plan as of the end of the plan year consist (in whole or in part) of liabilities to such participants and beneficiaries under two or more pension plans as of immediately before such plan year, check box and see instructions regarding supplemental information to be included as an attachment ☐

19 If the total number of participants is 1,000 or more, complete lines (a) through (c)

a Enter the percentage of plan assets held as:
Stock: _____% Investment-Grade Debt: _____% High-Yield Debt: _____% Real Estate: _____% Other: _____%

b Provide the average duration of the combined investment-grade and high-yield debt:
☐ 0-3 years ☐ 3-6 years ☐ 6-9 years ☐ 9-12 years ☐ 12-15 years ☐ 15-18 years ☐ 18-21 years ☐ 21 years or more

c What duration measure was used to calculate line 19(b)?
☐ Effective duration ☐ Macaulay duration ☐ Modified duration ☐ Other (specify):

20 **PBGC missed contribution reporting requirements.** If this is a multiemployer plan or a single-employer plan that is not covered by PBGC, skip line 20.

a Is the amount of unpaid minimum required contributions for all years from Schedule SB (Form 5500) line 40 greater than zero? ☐ Yes ☐ No

b If line 20a is "Yes," has PBGC been notified as required by ERISA sections 4043(c)(5) and/or 303(k)(4)? Check the applicable box:

☐ Yes.

☐ No. Reporting was waived under 29 CFR 4043.25(c)(2) because contributions equal to or exceeding the unpaid minimum required contribution were made by the 30th day after the due date.

☐ No. The 30-day period referenced in 29 CFR 4043.25(c)(2) has not yet ended, and the sponsor intends to make a contribution equal to or exceeding the unpaid minimum required contribution by the 30th day after the due date.

☐ No. Other. Provide explanation_____

SOUKUP BUSH
& Associates, CPAs, P.C.
2032 Caribou Drive, Suite 200
Fort Collins, CO 80525
970.223.2727
Fax 970.226.0813

Management of Trollco, Inc.
Trollco, Inc. 401(k) Plan
Fort Collins, Colorado

Except as discussed in the following paragraph, in planning and performing our audit of the financial statements of the Trollco 401(k) Plan (the Plan) as of and for the year ended December 31, 2018, in accordance with auditing standards generally accepted in the United States of America, we considered the Plan's internal control over financial reporting (internal control) as a basis for designing our audit procedures that are appropriate in the circumstances for the purpose of expressing our opinion on the financial statements, but not for the purpose of expressing an opinion on the effectiveness of the Plan's internal control. Accordingly, we do not express an opinion on the effectiveness of the Plan's internal control.

We were engaged to perform a DOL limited-scope audit of those financial statements as permitted by 29 CFR 2520.103-8 of the Department of Labor's Rules and Regulations for Reporting and Disclosure under the Employee Retirement Income Security Act of 1974. Our audit did not include all of the procedures required by auditing standards generally accepted in the United States of America and did not include a consideration of internal control relating to the information summarized in Note 8 to those financial statements. Because of the significance of the information that we did not audit, we were unable to, and did not, express an opinion on those financial statements.

Our consideration of internal control was for the limited purpose described in the preceding paragraphs and was not designed to identify all deficiencies in internal control that might be material weaknesses or significant deficiencies and, therefore, material weaknesses or significant deficiencies may exist that were not identified. However, as discussed below, we identified certain deficiencies in internal control that we consider to be material weaknesses and other deficiencies that we consider to be significant deficiencies.

A deficiency in internal control exists when the design or operation of a control does not allow management or employees, in the normal course of performing their assigned functions, to prevent, or detect and correct misstatements on a timely basis. A material weakness is a deficiency or combination of deficiencies in internal control, such that there is a reasonable possibility that a material misstatement of the plan's financial statements will not be prevented, or detected and corrected on a timely basis. We have not noted any deficiencies in the Plan to be material weaknesses.

A significant deficiency is a deficiency, or a combination of deficiencies, in internal control that is less severe than a material weakness, yet important enough to merit attention by those charged with governance. We consider the following deficiencies in the Plan's internal control to be significant deficiencies:

Trollco, Inc. 401(k) Plan

Financial Statements and Independent Auditor's Report December 31, 2018

And (Unaudited) Statement of Net Assets Available for Benefits as of December 31, 2017

SOUKUP BUSH
& Associates, CPAs, P.C.
2032 Caribou Drive, Suite 200
Fort Collins, CO 80525
970.223.2727
Fax 970.226.0813

October 10, 2019

To Management

Trollco, Inc 401(k) Plan

Fort Collins, Colorado

We have conducted a DOL limited-scope audit of the financial statements of Trollco, Inc. 401(k) Plan for the year ended December 31, 2018 and have issued our report thereon dated October 10, 2019. As permitted by 29 CFR 2520.103-8 of the Department of Labor's Rules and Regulations for Reporting and Disclosure under the Employee Retirement Income Security Act of 1974, the plan administrator instructed us not to perform, and we did not perform, any auditing procedures with respect to the information summarized in Note 7 to those financial statements. Because of the significance of the information that we did not audit, we are unable to, and have not, expressed an opinion on those financial statements and supplemental schedules taken as a whole. We did, however, audit the form and content of the information included in the financial statements and supplemental schedules, other than that derived from the information certified by the custodian, in accordance with auditing standards generally accepted in the United States of America and found them to be presented in compliance with the DOL's Rules and Regulations for Reporting and Disclosure under ERISA. Professional standards require that we provide you with information about our responsibilities under generally accepted auditing standards, as well as certain information related to the planned scope and timing of our audit. We have communicated such information in our letter to you dated June 27, 2019. Professional standards also require that we communicate to you the following information related to our audit.

Significant Audit Findings

Qualitative Aspects of Accounting Practices

Management is responsible for the selection and use of appropriate accounting policies. The significant accounting policies used by Trollco, Inc. 401(k) Plan are described in Note 2 to the financial statements. No new accounting policies were adopted and the application of existing policies was not changed during 2018. We noted no transactions entered into by the Plan during the year for which there is a lack of authoritative guidance or consensus. All significant transactions have been recognized in the financial statements in the proper period.

Accounting estimates are an integral part of the financial statements prepared by management and are based on management's knowledge and experience about past and current events and assumptions about future events. Certain accounting estimates are particularly sensitive because of their significance to the financial statements and because of the possibility that future events affecting them may differ significantly from those expected. The most sensitive estimate affecting the financial statements was:

> Management's estimate of the value of assets available for benefits was determined based on the market value of the investments held as of December 31, 2018, which changes daily. We evaluated the key factors and assumptions used to develop these estimates and tested the underlying data that was used to determine these estimates in determining that they are reasonable in relation to the financial statements taken as a whole.

Certain financial statement disclosures are particularly sensitive because of their significance to financial statement users. The most sensitive disclosures affecting the financial statements were:

> The disclosure of risks and uncertainties in Note 9 discusses the fact that the investments in the plan are exposed to risks.

The financial statement disclosures are neutral, consistent, and clear.

Difficulties Encountered in Performing the Audit

We encountered no significant difficulties in dealing with management in performing and completing our audit.

Corrected and Uncorrected Misstatements

Professional standards require us to accumulate all misstatements identified during the audit, other than those that are clearly trivial, and communicate them to the appropriate level of management. Management has corrected all such misstatements. In addition, none of the misstatements detected as a result of audit procedures and corrected by management were material, either individually or in the aggregate, to the financial statements taken as a whole.

Disagreements with Management

For purposes of this letter, professional standards define a disagreement with management as a financial accounting, reporting, or auditing matter, whether or not resolved to our satisfaction, that could be significant to the financial statements or the auditor's report. We are pleased to report that no such disagreements arose during the course of our audit.

Management Representations

We have requested certain representations from management that are included in the management representation letter dated October 10, 2019.

Management Consultations with Other Independent Accountants

In some cases, management may decide to consult with other accountants about auditing and accounting matters, similar to obtaining a "second opinion" on certain situations. If a consultation involves application of an accounting principle to the Plan's financial statements or a determination of the type of auditor's opinion that may be expressed on those statements, our professional standards require the consulting accountant to check with us to determine that the consultant has all the relevant facts. To our knowledge, there were no such consultations with other accountants.

Other Audit Findings or Issues

We generally discuss a variety of matters, including the application of accounting principles and auditing standards, with management each year prior to retention as the Plan's auditors. However, these discussions occurred in the normal course of our professional relationship and our responses were not a condition to our retention.

Other Matters

With respect to the supplementary information accompanying the financial statements, we made certain inquiries of management and evaluated the form, content, and methods of preparing the information to determine that the information complies with the DOL's Rules and Regulations for Reporting and Disclosure under ERISA, the method of preparing it has not changed from the prior period, and the information is appropriate and complete in relation to our audit of the financial statements. We compared and reconciled the supplementary information to the underlying accounting records used to prepare the financial statements or to the financial statements themselves.

This information is intended solely for the use of the management of Trollco, Inc. 401(k) Plan and is not intended to be and should not be used by anyone other than these specified parties.

Very truly yours,

SOUKUP, BUSH & ASSOCIATES, P.C.



Dan W. Soukup

DWS:cgc

Table of Contents

Page

Independent Auditor's Report 1-2

Financial Statements:

Statements of Net Assets Available for Benefits.....3

Statement of Changes in Net Assets Available for Benefits.....4

Notes to the Financial Statements.....5 - 15

Supplemental Schedules:

Schedule H, line 4i - Schedule of Assets Held for Investment Purposes at End of Year.....16 - 17

SOUKUP BUSH
& Associates, CPAs, P.C.
2032 Caribou Drive, Suite 200
Fort Collins, CO 80525
970.223.2727
Fax 970.226.0813

Independent Auditor's Report

To the Plan Administrator
Trollco, Inc. 401(k) Plan
Windsor, Colorado

Report on the Financial Statements

We were engaged to audit the accompanying financial statements of Trollco, Inc. 401(k) Plan, which comprise the statement of net assets available for benefits as of December 31, 2018, and the related statement of changes in net assets available for benefits for the year ended December 31, 2018, and the related notes to the financial statements.

Management's Responsibility for the Financial Statements

Management is responsible for the preparation and fair presentation of these financial statements in accordance with accounting principles generally accepted in the United States of America; this includes the design, implementation, and maintenance of internal control relevant to the preparation and fair presentation of financial statements that are free from material misstatement, whether due to fraud or error.

Auditor's Responsibility

Our responsibility is to express an opinion on these financial statements based on conducting the audit in accordance with auditing standards generally accepted in the United States of America. Because of the matter described in the Basis for Disclaimer of Opinion paragraph, however, we were not able to obtain sufficient appropriate audit evidence to provide a basis for an audit opinion.

Basis for Disclaimer of Opinion

As permitted by 29 CFR 2520.103-8 of the Department of Labor's Rules and Regulations for Reporting and Disclosure under the Employee Retirement Income Security Act of 1974, the plan administrator instructed us not to perform, and we did not perform, any auditing procedures with respect to the information summarized in Note 8, which was certified by AdvisorTrust, Inc., the trustee of the Plan, except for comparing the information with the related information included in the financial statements. We have been informed by the plan administrator that the trustee holds the Plan's investment assets and executes investment transactions. The plan administrator has obtained a certification from the trustee as of and for the year ended December 31, 2018, that the information provided to the plan administrator by the trustee is complete and accurate.

Disclaimer of Opinion

Because of the significance of the matter described in the Basis for Disclaimer of Opinion paragraph, we have not been able to obtain sufficient, appropriate audit evidence to provide a basis for an audit opinion. Accordingly, we do not express an opinion on these financial statements.

Other Matter - Supplemental Schedule

The supplemental schedule for the Schedule of Assets Held for Investment Purposes at End of Year as of December 31, 2018 is required by the Department of Labor's (DOL) Rules and Regulations for Reporting and Disclosure under the Employee Retirement Income Security Act of 1974 and is presented for the purpose of additional analysis and is not a required part of the financial statements. Because of the significance of the matter described in the Basis for Disclaimer of Opinion paragraph, we do not express an opinion on this supplemental schedule.

Other Matter - 2017 Financial Statement

The statement of net assets available for benefits for the year ended December 31, 2017 was compiled by us and our report thereon, dated October 10, 2019, stated that we did not audit or review the statement and, accordingly, do not express an opinion or provide any assurance about whether the statement is in accordance with accounting principles generally accepted in the United States of America.

Report on Form and Content in Compliance With DOL Rules and Regulations

The form and content of the information included in the financial statements and supplemental schedules, other than that derived from the information certified by the trustee, have been audited by us in accordance with auditing standards generally accepted in the United States of America and, in our opinion, are presented in compliance with the Department of Labor's Rules and Regulations for Reporting and Disclosure under the Employee Retirement Income Security Act of 1974.

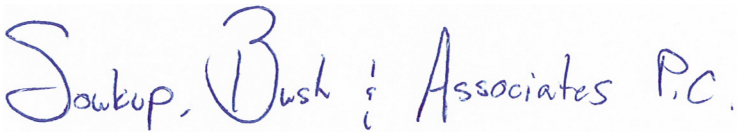

Fort Collins, Colorado
October 10, 2019

Trollco, Inc. 401(k) Plan
Statements of Net Assets Available for Benefits
December 31, 2018 and 2017

	2018	(Unaudited) 2017
Assets		
Investments, at fair value (See Note 3)	$ 1,193,582	$ 1,110,549
Investments, at contract value (See Note 4)	27,364	23,333
Total investments	1,220,946	1,133,882
Receivables		
Notes receivable from participants	18,045	1,219
Employer contributions receivable	3,483	2,396
Participant contributions receivable	6,345	4,647
Total receivables	27,873	8,262
Total assets	1,248,819	1,142,144
Liabilities		
Total liabilities	-	-
Net assets available for benefits	$ 1,248,819	$ 1,142,144

See Accompanying Independent Auditor's Report and Notes to the Financial Statements.

Trollco, Inc. 401(k) Plan
Statement of Changes in Net Assets Available for Benefits
For the Year Ended December 31, 2018

Additions/(subtractions):	
Investment income/(loss):	
Net depreciation in fair value of investments	$ (167,418)
Dividend income	66,768
Total investment loss	(100,650)
Contributions:	
Employer contributions (See Note 1)	82,536
Participant contributions (See Note 1)	158,800
Total contributions	241,336
Other income:	
Interest income from participant loans	37
Total other income	37
Total additions	140,723
Deductions from net assets attributed to:	
Benefits paid to participants	33,758
Administrative expenses	290
Total deductions	34,048
Net increase in net assets available for benefits	106,675
Net assets available for benefits:	
Beginning of year	1,142,144
End of year	$ 1,248,819

See Accompanying Independent Auditor's Report and Notes to the Financial Statements.

Note 1 - Description of Plan

The following description of the Trollco, Inc. 401(k) Plan (the Plan) provides only general information. Participants should refer to the Plan agreement for a more complete description of the Plan's provisions.

General - The Plan is a defined contribution plan covering all regular employees of the Employer who are age twenty-one or older and have six months of entry service. The Plan was established on December 1, 2003. The Plan is subject to the provisions of the Employee Retirement Income Security Act of 1974 (ERISA) and has been amended to incorporate legislative change under the Pension Protection Act (PPA).

The Plan Administrator of Trollco, Inc. 401(k) Plan (the Company) administers the Plan. Reliance Trust Company serves as trustee, and ADP, LLC manages the Plan assets and maintains the Plan's records.

Contributions - Participants may make before-tax, after-tax (ROTH) contributions, and voluntary after-tax contributions, up to a maximum of 90%, of their total compensation each year instead of receiving that amount in cash. Participants who have attained age 50 before the end of the plan year are eligible to make catch-up contributions. The amount of the deferral is limited to the maximum allowed by law. The Plan also allows rollover contributions from qualified plans. Employee contributions are withheld from the participants' payroll each pay period.

The Company will make qualified matching contributions in the amount of 100% of the total of the participant's pre-tax, catch-up, and ROTH elective deferrals that do not exceed 3% of their compensation, and 50% on the next 2% of participants' compensation. Voluntary, after-tax contributions are not matched by the Company.

Participant Accounts - Each participant's account is credited with the participant's contribution and allocation of (a) the Plan sponsor's contribution (b) Plan earnings, and charged with an allocation of administrative expenses. Allocations are based on participant earnings or account balances as defined in the Plan document. The benefit to which a participant is entitled is the benefit that can be provided from the participant's vested account.

Note 1 - Description of Plan (continued)

Vesting - Participants are immediately vested in their contributions into the Plan. Participant vesting with regards to employer contributions is determined by years of service. The table below outlines the vesting schedule for employer matching contributions into the Plan:

Years of Service	Vested Interest
Less than 2 years	0 %
2 years of service	20 %
3 years of service	40 %
4 years of service	60 %
5 years of service	80 %
6 years of service	100 %

Payment of Benefits - Upon death, disability, retirement, or termination of service, a participant can elect to receive either a lump-sum distribution equal to the vested value of the participant's account, or installments under a life annuity plan. Participants may not make withdrawals from their accounts prior to retirement at age 59 and a half, except in the event of disability, death, termination of employment or notice of hardship, without being subject to certain restrictions and penalties.

Notes Receivable From Participants - Participants may borrow from their fund accounts up to a maximum of $50,000 or 50 percent of their vested account balance, whichever is less. The loans are secured by the balance in the participant's account and bear interest rates determined by the Plan Sponsor. The interest rates on outstanding notes receivable from participants range from 5.5% to 7.25%. Interest income on notes receivable from participants is recognized in the period it is earned. Installment payments including principal and interest on the loans are withheld from the participant payroll every pay period. Loans mature through January 13, 2023.

Forfeitures - According to the plan document, all forfeitures will first be used to pay administrative expenses and then allocated to participants based on the same allocation as would be used for employer non-elective contributions. The Internal Revenue Code does not authorize forfeiture suspense accounts to hold unallocated monies beyond the plan year in which they arise. Forfeitures in the amount of $0 were used to pay administrative expenses during the year ended December 31, 2018. The balance in the forfeiture account was $0 and $0 as of December 31, 2018 and 2017, respectively. These accounts will be used to reduce future employer contributions. Also, in 2018, employer contributions were reduced by $1,636 from forfeited nonvested accounts.

Note 2 - Summary of Significant Accounting Policies

Basis of Accounting - The financial statements of the Plan are prepared using the accrual basis of accounting.

Use of Estimates - The preparation of financial statements in accordance with accounting principles generally accepted in the United States of America requires the management to make estimates and assumptions that affect the reported amounts of assets, liabilities, and changes therein, and disclosure of contingent assets and liabilities. Actual results could differ from those estimates.

Investment Valuation and Income Recognition - Investments are reported at fair value. Fair value is the price that would be received to sell an asset or paid to transfer a liability in an orderly transaction between market participants at the measurement date. The Company determines the Plan's valuation policies utilizing information provided by the investments advisors, custodians, and insurance company. See Note 3 for discussion of fair value measurements.

Purchases and sales of investments are recorded on a trade-date basis. Interest income is recorded on the accrual basis. Dividends are recorded on the ex-dividend date. Net appreciation includes the Plan's gains and losses on investments purchased and sold as well as held during the year.

Notes Receivable From Participants - Notes receivable from participants are considered in default at the end of the cure period set forth by the separate loan procedures, for which there is any outstanding payment due (principal or interest). At this date, the entire outstanding principal and accrued interest shall be distributed or deemed distributed to the participant. For the year ended December 31, 2018, there were $0 of deemed distributions that resulted from defaulted loans.

Payment of Benefits - Benefits are recorded when paid.

Administrative Expenses - According to the Plan document, it is anticipated that all administrative expenses shall be paid by the Company. However, to the extent that the administrative expenses are not paid by the Company, such expenses shall be paid out of the Trust Fund upon the direction of the Administrator provided that such payments are consistent with ERISA. During the plan year 2018, administrative expense were paid by the Trust fund in the amount of $290. Administrative fees in the amount of $0 were paid from the forfeiture account.

Note 2 - Summary of Significant Accounting Policies (continued)

Reclassification - Certain 2017 amounts have been reclassified to conform with the 2018 presentation.

Subsequent Events - The Company has evaluated all subsequent events through October 10, 2019, the date the financial statements were available to be issued.

Note 3 - Fair Value Measurements

The framework for measuring fair value provides a fair value hierarchy that prioritizes the inputs to valuation techniques used to measure fair value. The hierarchy gives the highest priority to unadjusted quoted prices in active markets for identical assets or liabilities (level 1) and the lowest priority to unobservable inputs (level 3). The three levels of the fair value hierarchy under FASB ASC are described as follows:

Level 1 Fair Value Measurements - Inputs to the valuation methodology are unadjusted quoted prices for identical assets or liabilities in an active market which the Plan has the ability to access at the measurement date.

Level 2 Fair Value Measurements - Inputs to the valuation methodology include:

- Quoted prices for similar assets or liabilities in an active market;
- Quoted prices for identical or similar assets or liabilities in an inactive market;
- Inputs other than quoted prices that are observable for the asset or liability;
- Inputs that are derived principally from or corroborated by observable market data by correlation or other means.

If the asset or liability has a specified (contractual) term, the level 2 input must be observable for substantially the full term of the asset or liability.

Level 3 Fair Value Measurements - Inputs to the valuation methodology are unobservable and significant to the fair value measurement.

The asset or liability's fair value measurement level within the fair value hierarchy is based on the lowest level of any input that is significant to the fair value measurement. Valuation techniques maximize the use of relevant observable inputs and minimize the use of unobservable inputs.

Note 3 - Fair Value Measurements (continued)

The following is a description of the valuation methodologies used for assets measured at fair value. There have been no changes in the methodologies used at December 31, 2018 and 2017.

Mutual funds: Valued at the daily closing price as reported by the fund. Mutual funds held by the Plan are open-end mutual funds that are registered with the Securities and Exchange Commission. These funds are required to publish their daily net asset value (NAV) and to transact at that price. The mutual funds held by the Plan are deemed to be actively traded.

Common/collective trust fund: Valued at the net asset value (NAV) of units of a bank collective trust. The NAV, as provided by the custodian, is used as a practical expedient to estimate fair value. The NAV is based on the fair value of the underlying investments held by the fund less its liabilities. This practical expedient is not used when it is determined to be probable that the fund will sell the investment for an amount different than the reported NAV. Participant transactions (purchases and sales) may occur daily. Were the Plan to initiate a full redemption of the collective trust, the investment advisor reserves the right to temporarily delay withdrawal from the trust in order to ensure that securities liquidations will be carried out in an orderly business manner.

The following table sets forth by level, within the fair value hierarchy, the Plan's assets at fair value as of December 31, 2018 and 2017.

	Assets at Fair Value as of December 31, 2018			
	(Level 1)	(Level 2)	(Level 3)	Total
Mutual funds	$ 981,478	$ -	$ -	$ 981,478
Total assets in the fair value hierarchy	981,478	-	-	981,478
Investments measured at net asset value	-	-	-	212,104
Investments at fair value	$ 981,478	$ -	$ -	$ 1,193,582

Note 3 - Fair Value Measurements (continued)

	(Unaudited) Assets at Fair Value as of December 31, 2017			
	(Level 1)	(Level 2)	(Level 3)	Total
Mutual funds	$ 908,948	$ -	$ -	$ 908,948
Total assets in the fair value hierarchy	908,948	-	-	908,948
Investments measured at net asset value	-	-	-	201,601
Investments at fair value	$ 908,948	$ -	$ -	$ 1,110,549

Transfers between Levels

The availability of observable market data is monitored to assess the appropriate classification of financial instruments within the fair value hierarchy. Changes in economic conditions or model-based valuation techniques may require the transfer of financial instruments from one fair value level to another. In such instances, the transfer is reported at the beginning of the reporting period.

For years ended December 31, 2018 and 2017, there were no significant transfers between Levels 1 and 2 and no transfers in or out of Level 3.

Note 3 Fair Value Measurements (continued)

Fair Value of Investments that Calculate Net Asset Value

The following table summarizes investments measured at fair value based on net asset value (NAV) per share as of December 31, 2018 and 2017, respectively.

December 31, 2018	Fair Value	Unfunded Commitments	Redemption Frequency (if currently eligible)	Redemption Notice Period
Investment in common/collective trusts	$ 212,104	n/a	Daily	n/a
Total	$ 212,104			

December 30, 2017	Fair Value	Unfunded Commitments	Redemption Frequency (if currently eligible)	Redemption Notice Period
Investment in common/collective trusts	$ 201,601	n/a	Daily	n/a
Total	$ 201,601			

[a] Investment in common/collective trusts - a collective investment trust, is operated by a bank or trust company and handles a group of pooled trust accounts. Collective investment funds group assets from individuals and organizations to develop a larger, diversified portfolio.

Note 4 - Fully Benefit-Responsive Investment Contracts

The Plan holds a fully benefit-responsive contract in the Invesco Stable Asset Fund totaling $27,364 for 2018 and $23,333 for 2017. The account is credited with earnings on the underlying investments and charged for participant withdrawals and administrative expenses. There is no guaranteed rate for the Invesco Stable Asset Fund. For the Invesco Stable Asset Fund, interest rates are determined as follows: Prior to each quarter end, the effective annual rate of interest is established for the corresponding three month period. Interest is credited, based upon the daily balance, at a rate that is the daily equivalent of the effective annual rate of interest applicable for the three month period. The guaranteed investment contract does not permit the insurance company to terminate the agreement prior to the scheduled maturity date.

Note 4 - Fully Benefit-Responsive Investment Contracts (continued)

This contract meets the fully benefit-responsive investment contract criteria and therefore is reported at contract value. Contract value is the relevant measure for fully benefit-responsive investment contracts because this is the amount received by participants if they were to initiate permitted transactions under the terms of the Plan. Contract value, as reported to the Plan by America Trust, represents contributions made under the contract, plus earnings, less participant withdrawals, and administrative expenses. Participants may ordinarily direct the withdrawal or transfer of all or a portion of their investment at contract value.

Note 5 - Plan Termination

Although it has not expressed any intent to do so, the Company has the right under the Plan to discontinue its contributions at any time and to terminate the Plan subject to the provisions of ERISA. If the Plan is terminated for any reason, all participants become 100% vested, and the Plan administrator is to distribute each participant's interest to the participant or beneficiary.

Note 6 - Tax Status

ADP, LLC obtained its latest opinion letter on July 8, 2014, in which the Internal Revenue Service stated that the Prototype Non-Standardized Profit Sharing Plan with CODA, as designed, is in compliance with the applicable requirements of the Internal Revenue Code (IRC). Although the Plan has been amended since receiving the opinion letter, the Plan administrator believes that the Plan is designed and is currently being operated in compliance with the applicable requirements of the IRC and therefore believes that the Plan is qualified and the related trust is tax-exempt.

Accounting principles generally accepted in the United States of America require plan management to evaluate tax positions taken by the plan and recognize a tax liability if the plan has taken an uncertain position that more likely than not would not be sustained upon examination by the Internal Revenue Service (IRS). The Plan is subject to routine audits by taxing jurisdictions; however, there are currently no audits for any tax periods in progress.

Note 7 - Reconciliation of Financial Statements to Schedule H of Form 5500

The following is a reconciliation of net assets available for benefits per the financial statements at December 31, 2018 and 2017 to Schedule H of Form 5500:

		(Unaudited)
	2018	2017
Net assets available for benefits per the financial statements	$ 1,248,819	$ 1,142,144
Accrual for 2018 participant contributions receivable	(6,345)	-
Accrual for 2018 employer contributions receivable	(3,483)	-
Accrual for 2017 participant contributions receivable	-	(4,647)
Accrual for 2017 employer contributions receivable	-	(2,396)
Net assets available for benefits per Schedule H of Form 5500	$ 1,238,991	$ 1,135,101

The following is a reconciliation of benefits paid to participants per the financial statements for the year ended December 31, 2018 to Schedule H of Form 5500:

Benefits paid to participants per the financial statements	$ 33,758
Benefits paid to participants per Schedule H of Form 5500	$ 33,758

The following is a reconciliation of contributions received from the employer per the financial statements for the year ended December 31, 2018 to Schedule H of Form 5500:

Employer contributions per the financial statements	$ 82,536
Accrual for 2018 employer contributions receivable	(3,483)
Adjustment for receipt of 2017 employer contributions received in 2018	2,396
Employer contributions per Schedule H of Form 5500	$ 81,449

The following is a reconciliation of contributions received from the participants per the financial statements for the year ended December 31, 2018 to Schedule H of Form 5500:

Participant contributions per the financial statements	$ 158,800
Accrual for 2018 participant contributions receivable	(6,345)
Adjustment for receipt of 2017 participant contributions received in 2018	4,647
Participant contributions per Schedule H of Form 5500	$ 157,102

Note 7 - Reconciliation of Financial Statements to Schedule H of Form 5500 (continued)

The following is a reconciliation of net investment loss from registered investment companies and unrealized depreciation of assets per the Schedule H of Form 5500 to the financial statements for the year ended December 31, 2018:

Net depreciation in fair value of investments per the financial statements	$ (167,418)
Net investment loss from common/collective trusts per Schedule H of Form 5500	$ (23,517)
Net investment loss from mutual funds per Schedule H of Form 5500	(143,901)
Total net investment loss per Schedule H of Form 5500	$ (167,418)

Note 8 - Information Prepared and Certified by Trustee

Certain information related to investments disclosed in the accompanying financial statements and supplemental schedule, including investments and notes receivable from participants held at December 31, 2018 and 2017, and net depreciation in fair value of investments, interest and dividends for the year ended December 31, 2018, was obtained or derived from information supplied to the plan administrator and certified as complete and accurate by Reliance Trust Company (the Trustee of the Plan).

Note 9 - Related-Party and Party in Interest Transactions

Fees incurred by the Plan for the investment management services are paid as a direct payment. As described in Note 2, the Plan also made direct payments to the third party administrator totaling $290, of which $0 were from the Plan's forfeiture account. The Plan Sponsor pays directly any other fees related to the Plan's operations.

Note 10 - Risks and Uncertainties

The Plan invests in various investment securities. Investment securities are exposed to various risks such as interest rate, market, and credit risks. Due to the level of risk associated with certain investment securities, it is at least reasonably possible that changes in the values of investment securities will occur in the near term (as defined within one year) and that such changes could materially affect participants' account balances and the amounts reported in the statement of net assets available for benefits.

Note 11 - Accounting for Uncertain Tax Positions

The Plan adopted FASB Interpretation No. 48 (FASB ASC 740-10-10), *Accounting for Uncertainty in Income Taxes* on January 1, 2009. ASC 740-10-10 is an interpretation of SFAS No. 109, Accounting for Income Taxes. ASC 740-10-10 prescribes recognition threshold and measurement attribute for the financial statement recognition and measurement of a tax position taken, or expected to be taken in a tax return. ASC 740-10-10 requires the affirmative evaluation that is more likely-than-not, based on the technical merits of a tax position, that an enterprise is entitled to economic benefits resulting from positions taken in income tax returns. If a tax position does not meet the more-likely-than not recognition threshold, the benefit of the position is not recognized in the financial statements. ASC 740-10-10 also requires entities to disclose additional quantitative and qualitative information in the financial statements about uncertain tax positions. The Plan's adoption of ASC 740-10-10 on January 1, 2009, did not have a material impact on the financial statements.

The Plan's evaluation on December 31, 2018 revealed no tax positions that would have a material impact on the financial statements. The 2015 through 2017 tax years remain subject to examination by the Internal Revenue Service (IRS). As of the date of the financial statements, the IRS has not commenced any examinations. The Plan does not believe that any reasonably possible changes will occur within the next twelve months that will have a material impact on the financial statements.

Supplementary Information

Trollco, Inc. 401(k) Plan
Schedule of Assets Held for Investment Purposes at End of Year
For the Year Ended December 31, 2018
Plan # 002
ID # 84-1143232

Schedule H, line 4i - Schedule of Assets (held at end of year)

(a)	(b) Identity of issue, borrower, lessor, or similar party	(c) Description of investment including maturity date, rate of interest, collateral, par or maturity value	(e) Current value ($)
	Ivy Investments	Mutual Fund - Ivy High Inc Fund - A	36,067
	T. Rowe Price	Mutual Fund - T. Rowe Price Retirement 2030	11,177
	Invesco	Mutual Fund - Invesco Small Cap Equity - A	5,956
	T. Rowe Price	Mutual Fund - T. Rowe Price Retirement 2040	2,310
	Invesco	Mutual Fund - Invesco Comstock A	247
	Alger Capital	Mutual Fund - Alger Capital Appr Instit - I	14,301
	T. Rowe Price	Mutual Fund - T. Rowe Price Retirement 2025	93,198
	T. Rowe Price	Mutual Fund - T. Rowe Price Retirement 2045	14,955
	Columbia	Mutual Fund - Columbia Contrarian Core A	11,026
	PIMCO	Mutual Fund - PIMCO Total Return Fund	3,424
	MFS	Mutual Fund - MFS Research Intl - R2	62,989
	PGIM	Mutual Fund - PGIM Jenn Natural Resources A	952
	JPMorgan	Mutual Fund - JPMorgan Core Bond Fund - A	30,130
	T. Rowe Price	Mutual Fund - T. Rowe Price Retirement 2035	33,673
	JPMorgan	Mutual Fund - JPMorgan EQ Inc - A	24,101
	JPMorgan	Mutual Fund - JPMorgan US Equity - A	25,789
	Carillon	Mutual Fund - Carillon Eagle SmCap Growth A	5,564

See Accompanying Independent Auditor's Report and Notes to the Financial Statements.

Trollco, Inc. 401(k) Plan
Schedule of Assets Held for Investment Purposes at End of Year
For the Year Ended December 31, 2018
Plan # 002
ID # 84-1143232

Schedule H, line 4i - Schedule of Assets (held at end of year)

(a)	(b) Identity of issue, borrow, lessor, or similar party	(c) Description of investment including maturity date, rate of interest, collateral, par or maturity value	(e) Current value ($)
	American Century	Mutual Fund - AC Strat Alloc Mod Fund - A	120,900
	T. Rowe Price	Mutual Fund - T. Rowe Price Retirement 2015	61,583
	T. Rowe Price	Mutual Fund - T. Rowe Price Retirement 2055	6,917
	Oppenheimer	Mutual Fund - Oppen Intl Diversified - A	65,430
	T. Rowe Price	Mutual Fund - T. Rowe Price Retirement 2050	35,080
	T. Rowe Price	Mutual Fund - T. Rowe Price Retirement 2020	58,364
	Thornburg	Mutual Fund - Thornburg Inv Inc Bld R4	183,686
	DWS	Mutual Fund - DWS Real Est Sec A	7,333
	Clearbridge	Mutual Fund - Clearbridge Small Cap Growth	17,776
	T. Rowe Price	Mutual Fund - T. Rowe Price Retire Balance	45,279
	T. Rowe Price	Mutual Fund - T. Rowe Price Retire Balance	3,271
	Invesco	Common/Collective Trust Fund - Invesco Stable Asset	27,364
	State Street	Common/Collective Trust Fund - State St S&P IND CP IDX INL J	147,141
	State Street	Common/Collective Trust Fund - State St S&P 500 IDX IX	62,041
	State Street	Common/Collective Trust Fund - State St Russ SC IDX VIII	2,918
	State Street	Common/Collective Trust Fund - State St Intl Idx Seclend VII	4
*	Participant Loans	Promissory Loans, maturing through January 13, 2023, collateralized by participant accounts, with interest rates from 5.50% - 7.25%	18,045

* - Party-in-interest

See Accompanying Independent Auditor's Report and Notes to the Financial Statements.

I. PURGING OF EMPLOYEE PAPERWORK

During participant data testing, we discovered that the plan did not have employee files for Jeremy Butcher and Bradley Williamson. Per discussion with the plan administrator, Janice Fitzsimmons, Trollco Inc.'s (the Company or Plan Sponsor) policy is to purge employee records three years from the date of an employee's termination regardless of the whether or not the employee is still holding an account balance in the plan.

We recommend that the Company policy be updated to keep employee file documentation for all terminated employees until the employee's full account balance has been withdrawn from the plan. We also recommend that employee files be semi-annually checked by Company HR for completeness by at least two individuals. We further recommend that the Company takes a proactive roll in requesting terminated employees to roll their asset out of the Plan.

II. EMPLOYEE TERMINATION DOCUMENTATION

The Company does not complete reports or notices of termination during the termination process. Termination paperwork is not maintained in employee files.

We recommend that termination paperwork be completed by Company managers and HR and maintained on record for each terminated employee. We also recommend the human resources specialist compares the list of terminated employees in the ADP payroll module to the ADP 401(k) module each pay period to ensure accuracy of employee status.

III. TERMINATION DATE DISCREPANCIES AND COMPLETENESS

During testing of participant data, several discrepancies were noted between termination dates listed on the employee files compared to the ADP modules. Two employees, Derek Koenig and Denise Cackowski, had discrepancies of 3 days and 5 days, respectively. Both employees had their dates corrected in the systems by the plan administrator once the discrepancy was discovered. One employee, Gage Archer, was not marked as terminated on the employee census even though he had a termination date of 11/3/2018 noted in his employee file. Per discussions with the plan administrator, it was determined that there was a delay in posting the termination date to the ADP module until 2019.

We recommend that employee records be scanned and checked for errors routinely by at least two staff members. Per discussion with the plan administrator, an internal control procedure was developed to alleviate any future discrepancies caused by untimely communication from managers regarding the termination status of employees. We recommend that the control the plan administrator developed during the audit continues to be performed every pay cycle to have managers confirm each employees' status as active. We recommend that the results of this control are compared to and updated on the ADP modules. Lastly, we recommend that any discrepancies that are discovered are corrected and sent to ADP in a timely manner.

IV. I-9 FORM VERIFICATION AND COMPLETENESS

During testing of participant data, it was noted that multiple employees either had missing or incomplete I-9 forms. Upon further investigation, we learned that the majority of managers at Trollco, Inc. do not require employees to complete the entire I-9 form during the hiring process.

We recommend that every active employee has their employee file checked and/or updated to include a fully completed I-9 form. Once completed, the form should be verified by the hiring manager and the plan administrator for accuracy. We also recommend that the Company's policy should be updated to make sure all managers in charge of hiring are requiring new and rehired employees to fully completed I-9 forms. A periodic review of employee files should be completed on a regular basis to ensure completeness for new and rehired employees.

V. DATE OF BIRTH DISCREPANCIES

It was noted during participant data testing that there were several discrepancies between the date of birth listed on employees' I-9 forms compared to date of birth listed on the ADP modules. Due the fact that this discrepancy could interfere with an employee's plan eligibility accuracy, further testing was performed on all the employees in the listed on the 2018 census file. None of the date of birth discrepancies discovered negatively impact employees' eligibility to enroll in the 401k plan. Below is a summary of all date of birth discrepancies discovered:

1. The following employees had a missing or an incorrect date of birth listed on their I-9 forms:
    - Richard Brandt
    - Dylan Walker
    - Gage Archer
    - Nicolas Horst

2. The following employees had an incorrect date of birth listed on their ADP modules:
    - Dallas Blanco
    - Justin Dykstra
    - Grace Maxwell
    - Braden Peninger
    - Chance Wilcox

We recommend that the employee's I-9 form and/or ADP modules be updated for the correct date of birth for all of the specific employees listed above. We also recommend that employee records are scanned and checked routinely for missing and/or incorrect information for all employees. We further recommend that employee records be cross-checked with the ADP payroll module to ensure accuracy.

This communication is intended solely for the information and use of management, the board of directors of Trollco, Inc. and others within the organization, and is not intended to be, and should not be used by anyone other than these specified parties.

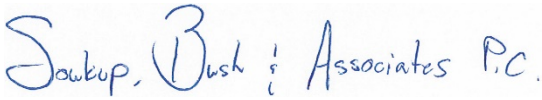

Fort Collins, Colorado
October 10, 2019

Schedule C, Line 2(h) Formula Description

For those service providers listed on Line 2 for which Line 2(h) has been checked "yes":

For a description of indirect compensation received by service providers listed on Line 2 that was disclosed as a formula, please see Line 3(e). Please note: If indirect compensation disclosed as a formula was received by a service provider from more than one source, there will be multiple Lines 3(e) for that service provider.

SCHEDULE H (Form 5500)	Financial Information	OMB No. 1210-0110
Department of the Treasury Internal Revenue Service Department of Labor Employee Benefits Security Administration Pension Benefit Guaranty Corporation	This schedule is required to be filed under section 104 of the Employee Retirement Income Security Act of 1974 (ERISA), and section 6058(a) of the Internal Revenue Code (the Code). ▶ **File as an attachment to Form 5500.**	**2019** **This Form is Open to Public Inspection**

For calendar plan year 2019 or fiscal plan year beginning and ending

A Name of plan	**B** Three-digit plan number (PN) ▶
C Plan sponsor's name as shown on line 2a of Form 5500	**D** Employer Identification Number (EIN)

Part I Asset and Liability Statement

1 Current value of plan assets and liabilities at the beginning and end of the plan year. Combine the value of plan assets held in more than one trust. Report the value of the plan's interest in a commingled fund containing the assets of more than one plan on a line-by-line basis unless the value is reportable on lines 1c(9) through 1c(14). Do not enter the value of that portion of an insurance contract which guarantees, during this plan year, to pay a specific dollar benefit at a future date. **Round off amounts to the nearest dollar.** MTIAs, CCTs, PSAs, and 103-12 IEs do not complete lines 1b(1), 1b(2), 1c(8), 1g, 1h, and 1i. CCTs, PSAs, and 103-12 IEs also do not complete lines 1d and 1e. See instructions.

Assets		(a) Beginning of Year	(b) End of Year
a Total noninterest-bearing cash	1a		
b Receivables (less allowance for doubtful accounts):			
(1) Employer contributions	1b(1)		
(2) Participant contributions	1b(2)		
(3) Other	1b(3)		
c General investments:			
(1) Interest-bearing cash (include money market accounts & certificates of deposit)	1c(1)		
(2) U.S. Government securities	1c(2)		
(3) Corporate debt instruments (other than employer securities):			
(A) Preferred	1c(3)(A)		
(B) All other	1c(3)(B)		
(4) Corporate stocks (other than employer securities):			
(A) Preferred	1c(4)(A)		
(B) Common	1c(4)(B)		
(5) Partnership/joint venture interests	1c(5)		
(6) Real estate (other than employer real property)	1c(6)		
(7) Loans (other than to participants)	1c(7)		
(8) Participant loans	1c(8)		
(9) Value of interest in common/collective trusts	1c(9)		
(10) Value of interest in pooled separate accounts	1c(10)		
(11) Value of interest in master trust investment accounts	1c(11)		
(12) Value of interest in 103-12 investment entities	1c(12)		
(13) Value of interest in registered investment companies (e.g., mutual funds)	1c(13)		
(14) Value of funds held in insurance company general account (unallocated contracts)	1c(14)		
(15) Other	1c(15)		

			(a) Beginning of Year	**(b)** End of Year
1d	Employer-related investments:			
	(1) Employer securities	**1d(1)**		
	(2) Employer real property	**1d(2)**		
e	Buildings and other property used in plan operation	**1e**		
f	Total assets (add all amounts in lines 1a through 1e)	**1f**		
	Liabilities			
g	Benefit claims payable	**1g**		
h	Operating payables	**1h**		
i	Acquisition indebtedness	**1i**		
j	Other liabilities	**1j**		
k	Total liabilities (add all amounts in lines 1g through1j)	**1k**		
	Net Assets			
l	Net assets (subtract line 1k from line 1f)	**1l**		

Part II Income and Expense Statement

2 Plan income, expenses, and changes in net assets for the year. Include all income and expenses of the plan, including any trust(s) or separately maintained fund(s) and any payments/receipts to/from insurance carriers. Round off amounts to the nearest dollar. MTIAs, CCTs, PSAs, and 103-12 IEs do not complete lines 2a, 2b(1)(E), 2e, 2f, and 2g.

	Income		**(a)** Amount	**(b)** Total
a	**Contributions:**			
	(1) Received or receivable in cash from: **(A)** Employers	**2a(1)(A)**		
	(B) Participants	**2a(1)(B)**		
	(C) Others (including rollovers)	**2a(1)(C)**		
	(2) Noncash contributions	**2a(2)**		
	(3) Total contributions. Add lines **2a(1)(A), (B), (C),** and line **2a(2)**	**2a(3)**		
b	**Earnings on investments:**			
	(1) Interest:			
	(A) Interest-bearing cash (including money market accounts and certificates of deposit)	**2b(1)(A)**		
	(B) U.S. Government securities	**2b(1)(B)**		
	(C) Corporate debt instruments	**2b(1)(C)**		
	(D) Loans (other than to participants)	**2b(1)(D)**		
	(E) Participant loans	**2b(1)(E)**		
	(F) Other	**2b(1)(F)**		
	(G) Total interest. Add lines **2b(1)(A)** through **(F)**	**2b(1)(G)**		
	(2) Dividends: **(A)** Preferred stock	**2b(2)(A)**		
	(B) Common stock	**2b(2)(B)**		
	(C) Registered investment company shares (e.g. mutual funds)	**2b(2)(C)**		
	(D) Total dividends. Add lines **2b(2)(A)**, **(B)**, and **(C)**	**2b(2)(D)**		
	(3) Rents	**2b(3)**		
	(4) Net gain (loss) on sale of assets: **(A)** Aggregate proceeds	**2b(4)(A)**		
	(B) Aggregate carrying amount (see instructions)	**2b(4)(B)**		
	(C) Subtract line **2b(4)(B)** from line **2b(4)(A)** and enter result	**2b(4)(C)**		
	(5) Unrealized appreciation (depreciation) of assets: **(A)** Real estate	**2b(5)(A)**		
	(B) Other	**2b(5)(B)**		
	(C) Total unrealized appreciation of assets. Add lines **2b(5)(A)** and **(B)**	**2b(5)(C)**		

		(a) Amount	(b) Total
(6) Net investment gain (loss) from common/collective trusts	2b(6)		
(7) Net investment gain (loss) from pooled separate accounts	2b(7)		
(8) Net investment gain (loss) from master trust investment accounts	2b(8)		
(9) Net investment gain (loss) from 103-12 investment entities	2b(9)		
(10) Net investment gain (loss) from registered investment companies (e.g., mutual funds)	2b(10)		
c Other income	2c		
d Total income. Add all **income** amounts in column (b) and enter total	2d		
Expenses			
e Benefit payment and payments to provide benefits:			
(1) Directly to participants or beneficiaries, including direct rollovers	2e(1)		
(2) To insurance carriers for the provision of benefits	2e(2)		
(3) Other	2e(3)		
(4) Total benefit payments. Add lines **2e(1)** through **(3)**	2e(4)		
f Corrective distributions (see instructions)	2f		
g Certain deemed distributions of participant loans (see instructions)	2g		
h Interest expense	2h		
i Administrative expenses: **(1)** Professional fees	2i(1)		
(2) Contract administrator fees	2i(2)		
(3) Investment advisory and management fees	2i(3)		
(4) Other	2i(4)		
(5) Total administrative expenses. Add lines **2i(1)** through **(4)**	2i(5)		
j Total expenses. Add all **expense** amounts in column (b) and enter total	2j		
Net Income and Reconciliation			
k Net income (loss). Subtract line **2j** from line **2d**	2k		
l Transfers of assets:			
(1) To this plan	2l(1)		
(2) From this plan	2l(2)		

Part III Accountant's Opinion

3 Complete lines 3a through 3c if the opinion of an independent qualified public accountant is attached to this Form 5500. Complete line 3d if an opinion is not attached.

a The attached opinion of an independent qualified public accountant for this plan is (see instructions):

(1) ☐ Unmodified **(2)** ☐ Qualified **(3)** ☐ Disclaimer **(4)** ☐ Adverse

b Did the accountant perform a limited scope audit pursuant to 29 CFR 2520.103-8 and/or 103-12(d)? ☐ Yes ☐ No

c Enter the name and EIN of the accountant (or accounting firm) below:

(1) Name: **(2)** EIN:

d The opinion of an independent qualified public accountant is **not attached** because:

(1) ☐ This form is filed for a CCT, PSA, or MTIA. **(2)** ☐ It will be attached to the next Form 5500 pursuant to 29 CFR 2520.104-50.

Part IV Compliance Questions

4 CCTs and PSAs do not complete Part IV. MTIAs, 103-12 IEs, and GIAs do not complete lines 4a, 4e, 4f, 4g, 4h, 4k, 4m, 4n, or 5. 103-12 IEs also do not complete lines 4j and 4l. MTIAs also do not complete line 4l.

During the plan year:

		Yes	No	Amount
a Was there a failure to transmit to the plan any participant contributions within the time period described in 29 CFR 2510.3-102? Continue to answer "Yes" for any prior year failures until fully corrected. (See instructions and DOL's Voluntary Fiduciary Correction Program.)	4a			
b Were any loans by the plan or fixed income obligations due the plan in default as of the close of the plan year or classified during the year as uncollectible? Disregard participant loans secured by participant's account balance. (Attach Schedule G (Form 5500) Part I if "Yes" is checked.)	4b			

			Yes	No	Amount
c	Were any leases to which the plan was a party in default or classified during the year as uncollectible? (Attach Schedule G (Form 5500) Part II if "Yes" is checked.)	**4c**			
d	Were there any nonexempt transactions with any party-in-interest? (Do not include transactions reported on line 4a. Attach Schedule G (Form 5500) Part III if "Yes" is checked.)	**4d**			
e	Was this plan covered by a fidelity bond?	**4e**			
f	Did the plan have a loss, whether or not reimbursed by the plan's fidelity bond, that was caused by fraud or dishonesty?	**4f**			
g	Did the plan hold any assets whose current value was neither readily determinable on an established market nor set by an independent third party appraiser?	**4g**			
h	Did the plan receive any noncash contributions whose value was neither readily determinable on an established market nor set by an independent third party appraiser?	**4h**			
i	Did the plan have assets held for investment? (Attach schedule(s) of assets if "Yes" is checked, and see instructions for format requirements.)	**4i**			
j	Were any plan transactions or series of transactions in excess of 5% of the current value of plan assets? (Attach schedule of transactions if "Yes" is checked, and see instructions for format requirements.)	**4j**			
k	Were all the plan assets either distributed to participants or beneficiaries, transferred to another plan, or brought under the control of the PBGC?	**4k**			
l	Has the plan failed to provide any benefit when due under the plan?	**4l**			
m	If this is an individual account plan, was there a blackout period? (See instructions and 29 CFR 2520.101-3.)	**4m**			
n	If 4m was answered "Yes," check the "Yes" box if you either provided the required notice or one of the exceptions to providing the notice applied under 29 CFR 2520.101-3.	**4n**			

5a Has a resolution to terminate the plan been adopted during the plan year or any prior plan year? ☐ Yes ☐ No

If "Yes," enter the amount of any plan assets that reverted to the employer this year _____.

5b If, during this plan year, any assets or liabilities were transferred from this plan to another plan(s), identify the plan(s) to which assets or liabilities were transferred. (See instructions.)

5b(1) Name of plan(s)	**5b(2)** EIN(s)	**5b(3)** PN(s)

5c If the plan is a defined benefit plan, is it covered under the PBGC insurance program (See ERISA section 4021.)? ..... ☐ Yes ☐ No ☐ Not determined

If "Yes" is checked, enter the My PAA confirmation number from the PBGC premium filing for this plan year_____. (See instructions.)

Attachment to 2019 Form 5500
Schedule H, line 4i - Schedule of Assets (Held at End of Year)

Plan Name TROLLCO, INC. 401(K) PLAN **EIN:** 84-1143232

Plan Sponsor's Name TROLLCO, INC. **PN:** 002

(a)	(b) Identity of issue, borrower, lessor, or similar party	(c) Description of investment including maturity date, rate of interest, collateral, par, or maturity value.	(d) Cost	(e) Current value
	PARTICIPANT LOANS	INTEREST RATES (5.50% TO 7.50%)		45,899
	IVY HIGH INC FUND - A	REGISTERED INVESTMENT COMPANY		43,967
	T.ROWE PRICE RETIREMENT 2030-R	REGISTERED INVESTMENT COMPANY		19,148
	INVESCO SMALL CAP EQUITY - A	REGISTERED INVESTMENT COMPANY		7,759
	T.ROWE PRICE RETIREMENT 2040-R	REGISTERED INVESTMENT COMPANY		7,338
	VIRTUS EMERGING MKTS OPP - A	REGISTERED INVESTMENT COMPANY		54
	INVESCO COMSTOCK A	REGISTERED INVESTMENT COMPANY		1,340

Attachment to 2019 Form 5500
Schedule H, line 4i - Schedule of Assets (Held at End of Year)

Plan Name TROLLCO, INC. 401(K) PLAN **EIN:** 84-1143232

Plan Sponsor's Name TROLLCO, INC. **PN:** 002

(a)	(b) Identity of issue, borrower, lessor, or similar party	(c) Description of investment including maturity date, rate of interest, collateral, par, or maturity value.	(d) Cost	(e) Current value
	ALGER CAPITAL APPR INSTIT - I	REGISTERED INVESTMENT COMPANY		14,818
	T.ROWE PRICE RETIREMENT 2025-R	REGISTERED INVESTMENT COMPANY		135,678
	T.ROWE PRICE RETIREMENT 2045-R	REGISTERED INVESTMENT COMPANY		21,360
	COLUMBIA CONTRARIAN CORE A	REGISTERED INVESTMENT COMPANY		10,547
	MFS RESEARCH INTL - R2	REGISTERED INVESTMENT COMPANY		78,269
	PGIM JENN NATURAL RESOURCES A	REGISTERED INVESTMENT COMPANY		1,508
	JPMORGAN CORE BOND FUND - A	REGISTERED INVESTMENT COMPANY		39,490

Attachment to 2019 Form 5500
Schedule H, line 4i - Schedule of Assets (Held at End of Year)

Plan Name TROLLCO, INC. 401(K) PLAN **EIN:** 84-1143232

Plan Sponsor's Name TROLLCO, INC. **PN:** 002

(a)	(b) Identity of issue, borrower, lessor, or similar party	(c) Description of investment including maturity date, rate of interest, collateral, par, or maturity value.	(d) Cost	(e) Current value
	T.ROWE PRICE RETIREMENT 2035-R	REGISTERED INVESTMENT COMPANY		48,071
	PIMCO REAL RETURN FUND - A	REGISTERED INVESTMENT COMPANY		1,303
	JPMORGAN EQ INC - A	REGISTERED INVESTMENT COMPANY		34,840
	JPMORGAN US EQUITY - A	REGISTERED INVESTMENT COMPANY		39,523
	CARILLON EAGLE SMCAP GROWTH A	REGISTERED INVESTMENT COMPANY		8,791
	AC STRAT ALLOC MOD FUND - A	REGISTERED INVESTMENT COMPANY		152,827
	T.ROWE PRICE RETIREMENT 2015-R	REGISTERED INVESTMENT COMPANY		71,945

Attachment to 2019 Form 5500
Schedule H, line 4i - Schedule of Assets (Held at End of Year)

Plan Name TROLLCO, INC. 401(K) PLAN **EIN:** 84-1143232

Plan Sponsor's Name TROLLCO, INC. **PN:** 002

(a)	(b) Identity of issue, borrower, lessor, or similar party	(c) Description of investment including maturity date, rate of interest, collateral, par, or maturity value.	(d) Cost	(e) Current value
	T.ROWE PRICE RETIREMENT 2055-R	REGISTERED INVESTMENT COMPANY		20,396
	INVESCO OPP INTL DIVERSA	REGISTERED INVESTMENT COMPANY		87,113
	T.ROWE PRICE RETIREMENT 2050-R	REGISTERED INVESTMENT COMPANY		57,147
	T.ROWE PRICE RETIREMENT 2020-R	REGISTERED INVESTMENT COMPANY		57,848
	THORNBURG INV INC BLD R4	REGISTERED INVESTMENT COMPANY		238,225
	DWS REAL EST SEC A	REGISTERED INVESTMENT COMPANY		10,477
	CLEARBRIDGE SMALL CAP GROWTH A	REGISTERED INVESTMENT COMPANY		22,898

Attachment to 2019 Form 5500
Schedule H, line 4i - Schedule of Assets (Held at End of Year)

Plan Name TROLLCO, INC. 401(K) PLAN **EIN:** 84-1143232

Plan Sponsor's Name TROLLCO, INC. **PN:** 002

(a)	(b) Identity of issue, borrower, lessor, or similar party	(c) Description of investment including maturity date, rate of interest, collateral, par, or maturity value.	(d) Cost	(e) Current value
	DELAWARE SMALL CAP VALUE - A	REGISTERED INVESTMENT COMPANY		61,862
	INVESCO STABLE ASSET	COMMON/COLLECTIVE TRUST		51,575
	STATE ST INTL IDX SECLEND VIII	COMMON/COLLECTIVE TRUST		5
	STATE ST S&P 500 IDX IX	COMMON/COLLECTIVE TRUST		100,791
	STATE ST S&P MD CP IDX NL J	COMMON/COLLECTIVE TRUST		208,126