Form 5500

Department of the Treasury
Internal Revenue Service

Department of Labor
Employee Benefits Security Administration

Pension Benefit Guaranty Corporation

Annual Return/Report of Employee Benefit Plan

This form is required to be filed for employee benefit plans under sections 104 and 4065 of the Employee Retirement Income Security Act of 1974 (ERISA) and sections 6057(b) and 6058(a) of the Internal Revenue Code (the Code).

▶ **Complete all entries in accordance with the instructions to the Form 5500.**

OMB Nos. 1210-0110
1210-0089

2019

This Form is Open to Public Inspection

Part I Annual Report Identification Information

For calendar plan year 2019 or fiscal plan year beginning 01/01/2019 and ending 12/31/2019

A This return/report is for:
- [ ] a multiemployer plan
- [ ] a multiple-employer plan (Filers checking this box must attach a list of participating employer information in accordance with the form instructions.)
- [X] a single-employer plan
- [ ] a DFE (specify) ____

B This return/report is:
- [ ] the first return/report
- [ ] the final return/report
- [ ] an amended return/report
- [ ] a short plan year return/report (less than 12 months)

C If the plan is a collectively-bargained plan, check here. . . . . ▶ [ ]

D Check box if filing under:
- [X] Form 5558
- [ ] automatic extension
- [ ] the DFVC program
- [ ] special extension (enter description)

Part II Basic Plan Information—enter all requested information

1a Name of plan
PACIFIC COAST TERMITE, INC. 401(K) PLAN

1b Three-digit plan number (PN) ▶ 001

1c Effective date of plan 01/01/2009

2a Plan sponsor's name (employer, if for a single-employer plan)
Mailing address (include room, apt., suite no. and street, or P.O. Box)
City or town, state or province, country, and ZIP or foreign postal code (if foreign, see instructions)
PACIFIC COAST TERMITE, INC.

1211 N BATAVIA STREET
ORANGE, CA 92867

2b Employer Identification Number (EIN)
20-8452549

2c Plan Sponsor's telephone number
714-450-1250

2d Business code (see instructions)
561710

Caution: A penalty for the late or incomplete filing of this return/report will be assessed unless reasonable cause is established.

Under penalties of perjury and other penalties set forth in the instructions, I declare that I have examined this return/report, including accompanying schedules, statements and attachments, as well as the electronic version of this return/report, and to the best of my knowledge and belief, it is true, correct, and complete.

SIGN HERE	Filed with authorized/valid electronic signature.	10/02/2020	JAMES GRANDE
	Signature of plan administrator	Date	Enter name of individual signing as plan administrator
SIGN HERE	Filed with authorized/valid electronic signature.	10/02/2020	JAMES GRANDE
	Signature of employer/plan sponsor	Date	Enter name of individual signing as employer or plan sponsor
SIGN HERE			
	Signature of DFE	Date	Enter name of individual signing as DFE

3a Plan administrator's name and address [X] Same as Plan Sponsor	**3b** Administrator's EIN	
	3c Administrator's telephone number	
4 If the name and/or EIN of the plan sponsor or the plan name has changed since the last return/report filed for this plan, enter the plan sponsor's name, EIN, the plan name and the plan number from the last return/report: **a** Sponsor's name **c** Plan Name	**4b** EIN **4d** PN	
5 Total number of participants at the beginning of the plan year	**5**	157
6 Number of participants as of the end of the plan year unless otherwise stated (welfare plans complete only lines **6a(1), 6a(2), 6b, 6c,** and **6d**).		
a(1) Total number of active participants at the beginning of the plan year	**6a(1)**	132
a(2) Total number of active participants at the end of the plan year	**6a(2)**	135
b Retired or separated participants receiving benefits	**6b**	0
c Other retired or separated participants entitled to future benefits	**6c**	19
d Subtotal. Add lines **6a(2)**, **6b**, and **6c**	**6d**	154
e Deceased participants whose beneficiaries are receiving or are entitled to receive benefits.	**6e**	0
f Total. Add lines **6d** and **6e**.	**6f**	154
g Number of participants with account balances as of the end of the plan year (only defined contribution plans complete this item)	**6g**	151
h Number of participants who terminated employment during the plan year with accrued benefits that were less than 100% vested	**6h**	0
7 Enter the total number of employers obligated to contribute to the plan (only multiemployer plans complete this item)	**7**	

8a If the plan provides pension benefits, enter the applicable pension feature codes from the List of Plan Characteristics Codes in the instructions:

2E 2F 2G 2J 2K 2T 3D

b If the plan provides welfare benefits, enter the applicable welfare feature codes from the List of Plan Characteristics Codes in the instructions:

9a Plan funding arrangement (check all that apply)		**9b** Plan benefit arrangement (check all that apply)	
(1)	[ ] Insurance	**(1)**	[ ] Insurance
(2)	[ ] Code section 412(e)(3) insurance contracts	**(2)**	[ ] Code section 412(e)(3) insurance contracts
(3)	[X] Trust	**(3)**	[X] Trust
(4)	[ ] General assets of the sponsor	**(4)**	[ ] General assets of the sponsor

10 Check all applicable boxes in 10a and 10b to indicate which schedules are attached, and, where indicated, enter the number attached. (See instructions)

a Pension Schedules

- **(1)** [X] **R** (Retirement Plan Information)
- **(2)** [ ] **MB** (Multiemployer Defined Benefit Plan and Certain Money Purchase Plan Actuarial Information) - signed by the plan actuary
- **(3)** [ ] **SB** (Single-Employer Defined Benefit Plan Actuarial Information) - signed by the plan actuary

b General Schedules

- **(1)** [X] **H** (Financial Information)
- **(2)** [ ] **I** (Financial Information – Small Plan)
- **(3)** [ ] ___ **A** (Insurance Information)
- **(4)** [X] **C** (Service Provider Information)
- **(5)** [X] **D** (DFE/Participating Plan Information)
- **(6)** [ ] **G** (Financial Transaction Schedules)

Part III Form M-1 Compliance Information (to be completed by welfare benefit plans)

11a If the plan provides welfare benefits, was the plan subject to the Form M-1 filing requirements during the plan year? (See instructions and 29 CFR 2520.101-2.) ..... ☐ Yes ☐ No

If "Yes" is checked, complete lines 11b and 11c.

11b Is the plan currently in compliance with the Form M-1 filing requirements? (See instructions and 29 CFR 2520.101-2.) ..... ☐ Yes ☐ No

11c Enter the Receipt Confirmation Code for the 2019 Form M-1 annual report. If the plan was not required to file the 2019 Form M-1 annual report, enter the Receipt Confirmation Code for the most recent Form M-1 that was required to be filed under the Form M-1 filing requirements. (Failure to enter a valid Receipt Confirmation Code will subject the Form 5500 filing to rejection as incomplete.)

Receipt Confirmation Code_____

SCHEDULE C (Form 5500)	Service Provider Information	OMB No. 1210-0110
Department of the Treasury Internal Revenue Service Department of Labor Employee Benefits Security Administration Pension Benefit Guaranty Corporation	This schedule is required to be filed under section 104 of the Employee Retirement Income Security Act of 1974 (ERISA). ▶ **File as an attachment to Form 5500.**	**2019** **This Form is Open to Public Inspection.**

For calendar plan year 2019 or fiscal plan year beginning 01/01/2019 and ending 12/31/2019

A Name of plan
PACIFIC COAST TERMITE, INC. 401(K) PLAN

B Three-digit plan number (PN) ▶ 001

C Plan sponsor's name as shown on line 2a of Form 5500
PACIFIC COAST TERMITE, INC.

D Employer Identification Number (EIN)
20-8452549

Part I Service Provider Information (see instructions)

You must complete this Part, in accordance with the instructions, to report the information required for **each person** who received, directly or indirectly, $5,000 or more in total compensation (i.e., money or anything else of monetary value) in connection with services rendered to the plan or the person's position with the plan during the plan year. If a person received **only** eligible indirect compensation for which the plan received the required disclosures, you are required to answer line 1 but are not required to include that person when completing the remainder of this Part.

1 Information on Persons Receiving Only Eligible Indirect Compensation

a Check "Yes" or "No" to indicate whether you are excluding a person from the remainder of this Part because they received only eligible indirect compensation for which the plan received the required disclosures (see instructions for definitions and conditions).. . . . . [X] Yes [ ] No

b If you answered line 1a "Yes," enter the name and EIN or address of each person providing the required disclosures for the service providers who received only eligible indirect compensation. Complete as many entries as needed (see instructions).

(b) Enter name and EIN or address of person who provided you disclosures on eligible indirect compensation

ALPS DISTRIBUTORS, INC.
1290 BROADWAY
SUITE 1100
DENVER, CO 80203

(b) Enter name and EIN or address of person who provided you disclosures on eligible indirect compensation

AMERICAN BEACON ADVISORS
4151 AMON CARTER BLVD.
FORT WORTH, TX 76155

(b) Enter name and EIN or address of person who provided you disclosures on eligible indirect compensation

AMERICAN FUNDS DISTRIBUTORS, INC.

95-2769620

(b) Enter name and EIN or address of person who provided you disclosures on eligible indirect compensation

COLUMBIA
ONE FINANCIAL CENTER
MA5-515-14-01
BOSTON, MA 02111

(b) Enter name and EIN or address of person who provided you disclosures on eligible indirect compensation

DIMENSIONAL FUND ADVISORS

6300 BEE CAVE ROAD
BUILDING ONE
AUSTIN, TX 78746

(b) Enter name and EIN or address of person who provided you disclosures on eligible indirect compensation

FIDELITY DISTRIBUTORS CORP.

500 SALEM STREET
MAIL ZONE O3N
SMITHFIELD, RI 02917

(b) Enter name and EIN or address of person who provided you disclosures on eligible indirect compensation

GOLDMAN SACHS

71 SOUTH WACKER DRIVE
SUITE 500
CHICAGO, IL 60606

(b) Enter name and EIN or address of person who provided you disclosures on eligible indirect compensation

HARTFORD INVESTMENT FINANCIAL SERVI

201 HOPMEADOW STREET
SIMSBURY, CT 06089

(b) Enter name and EIN or address of person who provided you disclosures on eligible indirect compensation

INVESCO

1555 PEACHTREE STREET NW
1800
ATLANTA, GA 30309

(b) Enter name and EIN or address of person who provided you disclosures on eligible indirect compensation

IVY FUNDS, INC.

6300 LAMAR AVENUE
P. O. BOX 29217
SHAWNEE MISSION, KS 66201

(b) Enter name and EIN or address of person who provided you disclosures on eligible indirect compensation

JANUS DISTRIBUTORS, LLC

151 DETROIT STREET
DENVER, CO 80206

(b) Enter name and EIN or address of person who provided you disclosures on eligible indirect compensation

LEGG MASON INVESTOR SERVICES, LLC

100 INTERNATIONAL DRIVE
BALTIMORE, MD 21202

(b) Enter name and EIN or address of person who provided you disclosures on eligible indirect compensation

LORD ABBETT DISTRIBUTOR, LLC

90 HUDSON STREET
JERSEY CITY, NJ 07032

(b) Enter name and EIN or address of person who provided you disclosures on eligible indirect compensation

PRINCIPAL FUNDS DISTRIBUTOR, INC.

1100 INVESTMENT BLVD
STE. 200
EL DORADO HILLS, CA 95762

(b) Enter name and EIN or address of person who provided you disclosures on eligible indirect compensation

T. ROWE PRICE

100 EAST PRATT STREET
BALTIMORE, MD 21202

(b) Enter name and EIN or address of person who provided you disclosures on eligible indirect compensation

VANGUARD

455 DEVON PARK DRIVE
WAYNE, PA 19087

(b) Enter name and EIN or address of person who provided you disclosures on eligible indirect compensation

WELLS FARGO FUNDS DISTRIBUTOR, LLC

525 MARKET STREET
12TH FLOOR
SAN FRANCISO, CA 94105

(b) Enter name and EIN or address of person who provided you disclosures on eligible indirect compensation

(b) Enter name and EIN or address of person who provided you disclosures on eligible indirect compensation

(b) Enter name and EIN or address of person who provided you disclosures on eligible indirect compensation

2. Information on Other Service Providers Receiving Direct or Indirect Compensation. Except for those persons for whom you answered "Yes" to line 1a above, complete as many entries as needed to list each person receiving, directly or indirectly, $5,000 or more in total compensation (i.e., money or anything else of value) in connection with services rendered to the plan or their position with the plan during the plan year. (See instructions).

(a) Enter name and EIN or address (see instructions)

RESOURCES INVESTMENT ADVISORS, INC.

43-1451524

(b) Service Code(s)	(c) Relationship to employer, employee organization, or person known to be a party-in-interest	(d) Enter direct compensation paid by the plan. If none, enter -0-.	(e) Did service provider receive indirect compensation? (sources other than plan or plan sponsor)	(f) Did indirect compensation include eligible indirect compensation, for which the plan received the required disclosures?	(g) Enter total indirect compensation received by service provider excluding eligible indirect compensation for which you answered "Yes" to element (f). If none, enter -0-.	(h) Did the service provider give you a formula instead of an amount or estimated amount?
15 21 49 50 64 99	CONSULTANT	21642	Yes [ ] No [X]	Yes [ ] No [X]	0	Yes [ ] No [X]

(a) Enter name and EIN or address (see instructions)

ADP, LLC

13-3036745

(b) Service Code(s)	(c) Relationship to employer, employee organization, or person known to be a party-in-interest	(d) Enter direct compensation paid by the plan. If none, enter -0-.	(e) Did service provider receive indirect compensation? (sources other than plan or plan sponsor)	(f) Did indirect compensation include eligible indirect compensation, for which the plan received the required disclosures?	(g) Enter total indirect compensation received by service provider excluding eligible indirect compensation for which you answered "Yes" to element (f). If none, enter -0-.	(h) Did the service provider give you a formula instead of an amount or estimated amount?
37 50 15 64	RECORD KEEPER	4070	Yes [X] No [ ]	Yes [X] No [ ]	0	Yes [ ] No [X]

(a) Enter name and EIN or address (see instructions)

(b) Service Code(s)	(c) Relationship to employer, employee organization, or person known to be a party-in-interest	(d) Enter direct compensation paid by the plan. If none, enter -0-.	(e) Did service provider receive indirect compensation? (sources other than plan or plan sponsor)	(f) Did indirect compensation include eligible indirect compensation, for which the plan received the required disclosures?	(g) Enter total indirect compensation received by service provider excluding eligible indirect compensation for which you answered "Yes" to element (f). If none, enter -0-.	(h) Did the service provider give you a formula instead of an amount or estimated amount?
			Yes [ ] No [ ]	Yes [ ] No [ ]		Yes [ ] No [ ]

2. Information on Other Service Providers Receiving Direct or Indirect Compensation. Except for those persons for whom you answered "Yes" to line 1a above, complete as many entries as needed to list each person receiving, directly or indirectly, $5,000 or more in total compensation (i.e., money or anything else of value) in connection with services rendered to the plan or their position with the plan during the plan year. (See instructions).

(a) Enter name and EIN or address (see instructions)

(b) Service Code(s)	**(c)** Relationship to employer, employee organization, or person known to be a party-in-interest	**(d)** Enter direct compensation paid by the plan. If none, enter -0-.	**(e)** Did service provider receive indirect compensation? (sources other than plan or plan sponsor)	**(f)** Did indirect compensation include eligible indirect compensation, for which the plan received the required disclosures?	**(g)** Enter total indirect compensation received by service provider excluding eligible indirect compensation for which you answered "Yes" to element (f). If none, enter -0-.	**(h)** Did the service provider give you a formula instead of an amount or estimated amount?
			Yes ☐ No ☐	Yes ☐ No ☐		Yes ☐ No ☐

(a) Enter name and EIN or address (see instructions)

(b) Service Code(s)	**(c)** Relationship to employer, employee organization, or person known to be a party-in-interest	**(d)** Enter direct compensation paid by the plan. If none, enter -0-.	**(e)** Did service provider receive indirect compensation? (sources other than plan or plan sponsor)	**(f)** Did indirect compensation include eligible indirect compensation, for which the plan received the required disclosures?	**(g)** Enter total indirect compensation received by service provider excluding eligible indirect compensation for which you answered "Yes" to element (f). If none, enter -0-.	**(h)** Did the service provider give you a formula instead of an amount or estimated amount?
			Yes ☐ No ☐	Yes ☐ No ☐		Yes ☐ No ☐

(a) Enter name and EIN or address (see instructions)

(b) Service Code(s)	**(c)** Relationship to employer, employee organization, or person known to be a party-in-interest	**(d)** Enter direct compensation paid by the plan. If none, enter -0-.	**(e)** Did service provider receive indirect compensation? (sources other than plan or plan sponsor)	**(f)** Did indirect compensation include eligible indirect compensation, for which the plan received the required disclosures?	**(g)** Enter total indirect compensation received by service provider excluding eligible indirect compensation for which you answered "Yes" to element (f). If none, enter -0-.	**(h)** Did the service provider give you a formula instead of an amount or estimated amount?
			Yes ☐ No ☐	Yes ☐ No ☐		Yes ☐ No ☐

Part I Service Provider Information (continued)

3. If you reported on line 2 receipt of indirect compensation, other than eligible indirect compensation, by a service provider, and the service provider is a fiduciary or provides contract administrator, consulting, custodial, investment advisory, investment management, broker, or recordkeeping services, answer the following questions for (a) each source from whom the service provider received $1,000 or more in indirect compensation and (b) each source for whom the service provider gave you a formula used to determine the indirect compensation instead of an amount or estimated amount of the indirect compensation. Complete as many entries as needed to report the required information for each source.

(a) Enter service provider name as it appears on line 2	**(b)** Service Codes (see instructions)	**(c)** Enter amount of indirect compensation
(d) Enter name and EIN (address) of source of indirect compensation	**(e)** Describe the indirect compensation, including any formula used to determine the service provider's eligibility for or the amount of the indirect compensation.	

(a) Enter service provider name as it appears on line 2	**(b)** Service Codes (see instructions)	**(c)** Enter amount of indirect compensation
(d) Enter name and EIN (address) of source of indirect compensation	**(e)** Describe the indirect compensation, including any formula used to determine the service provider's eligibility for or the amount of the indirect compensation.	

(a) Enter service provider name as it appears on line 2	**(b)** Service Codes (see instructions)	**(c)** Enter amount of indirect compensation
(d) Enter name and EIN (address) of source of indirect compensation	**(e)** Describe the indirect compensation, including any formula used to determine the service provider's eligibility for or the amount of the indirect compensation.	

Part II Service Providers Who Fail or Refuse to Provide Information

4 Provide, to the extent possible, the following information for each service provider who failed or refused to provide the information necessary to complete this Schedule.

(a) Enter name and EIN or address of service provider (see instructions)	**(b)** Nature of Service Code(s)	**(c)** Describe the information that the service provider failed or refused to provide

(a) Enter name and EIN or address of service provider (see instructions)	**(b)** Nature of Service Code(s)	**(c)** Describe the information that the service provider failed or refused to provide

(a) Enter name and EIN or address of service provider (see instructions)	**(b)** Nature of Service Code(s)	**(c)** Describe the information that the service provider failed or refused to provide

(a) Enter name and EIN or address of service provider (see instructions)	**(b)** Nature of Service Code(s)	**(c)** Describe the information that the service provider failed or refused to provide

(a) Enter name and EIN or address of service provider (see instructions)	**(b)** Nature of Service Code(s)	**(c)** Describe the information that the service provider failed or refused to provide

(a) Enter name and EIN or address of service provider (see instructions)	**(b)** Nature of Service Code(s)	**(c)** Describe the information that the service provider failed or refused to provide

Part III Termination Information on Accountants and Enrolled Actuaries (see instructions)

(complete as many entries as needed)

a Name:	**b** EIN:
c Position:	
d Address:	**e** Telephone:

Explanation:

a Name:	**b** EIN:
c Position:	
d Address:	**e** Telephone:

Explanation:

a Name:	**b** EIN:
c Position:	
d Address:	**e** Telephone:

Explanation:

a Name:	**b** EIN:
c Position:	
d Address:	**e** Telephone:

Explanation:

a Name:	**b** EIN:
c Position:	
d Address:	**e** Telephone:

Explanation:

SCHEDULE D (Form 5500)

Department of the Treasury
Internal Revenue Service

Department of Labor
Employee Benefits Security Administration

DFE/Participating Plan Information

This schedule is required to be filed under section 104 of the Employee Retirement Income Security Act of 1974 (ERISA).

▶ **File as an attachment to Form 5500.**

OMB No. 1210-0110

2019

This Form is Open to Public Inspection.

For calendar plan year 2019 or fiscal plan year beginning 01/01/2019 and ending 12/31/2019

A Name of plan
PACIFIC COAST TERMITE, INC. 401(K) PLAN

B Three-digit plan number (PN) ▶ 001

C Plan or DFE sponsor's name as shown on line 2a of Form 5500
PACIFIC COAST TERMITE, INC.

D Employer Identification Number (EIN)
20-8452549

Part I **Information on interests in MTIAs, CCTs, PSAs, and 103-12 IEs (to be completed by plans and DFEs)**
(Complete as many entries as needed to report all interests in DFEs)

a Name of MTIA, CCT, PSA, or 103-12 IE:	INVESCO STABLE ASSET - ADPZ		
b Name of sponsor of entity listed in (a):	INVESCO TRUST COMPANY		
c EIN-PN	27-3884161-001	**d** Entity code	C
e Dollar value of interest in MTIA, CCT, PSA, or 103-12 IE at end of year (see instructions)	432136		
a Name of MTIA, CCT, PSA, or 103-12 IE:	FLEXPATH IDX MOD 2045 R1		
b Name of sponsor of entity listed in (a):	WILMINGTON TRUST		
c EIN-PN	47-2516187-220	**d** Entity code	C
e Dollar value of interest in MTIA, CCT, PSA, or 103-12 IE at end of year (see instructions)	224		
a Name of MTIA, CCT, PSA, or 103-12 IE:	FLEXPATH IDX AGG RET R1		
b Name of sponsor of entity listed in (a):	WILMINGTON TRUST		
c EIN-PN	47-2836296-225	**d** Entity code	C
e Dollar value of interest in MTIA, CCT, PSA, or 103-12 IE at end of year (see instructions)	0		
a Name of MTIA, CCT, PSA, or 103-12 IE:	FLEXPATH IDX AGG 2025 R1		
b Name of sponsor of entity listed in (a):	WILMINGTON TRUST		
c EIN-PN	47-2935740-228	**d** Entity code	C
e Dollar value of interest in MTIA, CCT, PSA, or 103-12 IE at end of year (see instructions)	265143		
a Name of MTIA, CCT, PSA, or 103-12 IE:	FLEXPATH IDX AGG 2035 R1		
b Name of sponsor of entity listed in (a):	WILMINGTON TRUST		
c EIN-PN	47-2987118-231	**d** Entity code	C
e Dollar value of interest in MTIA, CCT, PSA, or 103-12 IE at end of year (see instructions)	950761		
a Name of MTIA, CCT, PSA, or 103-12 IE:	FLEXPATH IDX AGG 2045 R1		
b Name of sponsor of entity listed in (a):	WILMINGTON TRUST		
c EIN-PN	47-3026996-234	**d** Entity code	C
e Dollar value of interest in MTIA, CCT, PSA, or 103-12 IE at end of year (see instructions)	1176933		
a Name of MTIA, CCT, PSA, or 103-12 IE:	FLEXPATH IDX AGG 2055 R1		
b Name of sponsor of entity listed in (a):	WILMINGTON TRUST		
c EIN-PN	47-3170652-237	**d** Entity code	C
e Dollar value of interest in MTIA, CCT, PSA, or 103-12 IE at end of year (see instructions)	970234		

a Name of MTIA, CCT, PSA, or 103-12 IE:

b Name of sponsor of entity listed in (a):

c EIN-PN	**d** Entity code	**e** Dollar value of interest in MTIA, CCT, PSA, or 103-12 IE at end of year (see instructions)

a Name of MTIA, CCT, PSA, or 103-12 IE:

b Name of sponsor of entity listed in (a):

c EIN-PN	**d** Entity code	**e** Dollar value of interest in MTIA, CCT, PSA, or 103-12 IE at end of year (see instructions)

a Name of MTIA, CCT, PSA, or 103-12 IE:

b Name of sponsor of entity listed in (a):

c EIN-PN	**d** Entity code	**e** Dollar value of interest in MTIA, CCT, PSA, or 103-12 IE at end of year (see instructions)

a Name of MTIA, CCT, PSA, or 103-12 IE:

b Name of sponsor of entity listed in (a):

c EIN-PN	**d** Entity code	**e** Dollar value of interest in MTIA, CCT, PSA, or 103-12 IE at end of year (see instructions)

a Name of MTIA, CCT, PSA, or 103-12 IE:

b Name of sponsor of entity listed in (a):

c EIN-PN	**d** Entity code	**e** Dollar value of interest in MTIA, CCT, PSA, or 103-12 IE at end of year (see instructions)

a Name of MTIA, CCT, PSA, or 103-12 IE:

b Name of sponsor of entity listed in (a):

c EIN-PN	**d** Entity code	**e** Dollar value of interest in MTIA, CCT, PSA, or 103-12 IE at end of year (see instructions)

a Name of MTIA, CCT, PSA, or 103-12 IE:

b Name of sponsor of entity listed in (a):

c EIN-PN	**d** Entity code	**e** Dollar value of interest in MTIA, CCT, PSA, or 103-12 IE at end of year (see instructions)

a Name of MTIA, CCT, PSA, or 103-12 IE:

b Name of sponsor of entity listed in (a):

c EIN-PN	**d** Entity code	**e** Dollar value of interest in MTIA, CCT, PSA, or 103-12 IE at end of year (see instructions)

a Name of MTIA, CCT, PSA, or 103-12 IE:

b Name of sponsor of entity listed in (a):

c EIN-PN	**d** Entity code	**e** Dollar value of interest in MTIA, CCT, PSA, or 103-12 IE at end of year (see instructions)

a Name of MTIA, CCT, PSA, or 103-12 IE:

b Name of sponsor of entity listed in (a):

c EIN-PN	**d** Entity code	**e** Dollar value of interest in MTIA, CCT, PSA, or 103-12 IE at end of year (see instructions)

a Name of MTIA, CCT, PSA, or 103-12 IE:

b Name of sponsor of entity listed in (a):

c EIN-PN	**d** Entity code	**e** Dollar value of interest in MTIA, CCT, PSA, or 103-12 IE at end of year (see instructions)

Part II Information on Participating Plans (to be completed by DFEs)

(Complete as many entries as needed to report all participating plans)

a Plan name	
b Name of plan sponsor	**c** EIN-PN

a Plan name	
b Name of plan sponsor	**c** EIN-PN

a Plan name	
b Name of plan sponsor	**c** EIN-PN

a Plan name	
b Name of plan sponsor	**c** EIN-PN

a Plan name	
b Name of plan sponsor	**c** EIN-PN

a Plan name	
b Name of plan sponsor	**c** EIN-PN

a Plan name	
b Name of plan sponsor	**c** EIN-PN

a Plan name	
b Name of plan sponsor	**c** EIN-PN

a Plan name	
b Name of plan sponsor	**c** EIN-PN

a Plan name	
b Name of plan sponsor	**c** EIN-PN

a Plan name	
b Name of plan sponsor	**c** EIN-PN

a Plan name	
b Name of plan sponsor	**c** EIN-PN

a Plan name	
b Name of plan sponsor	**c** EIN-PN

SCHEDULE H (Form 5500)

Department of the Treasury
Internal Revenue Service

Department of Labor
Employee Benefits Security Administration

Pension Benefit Guaranty Corporation

Financial Information

This schedule is required to be filed under section 104 of the Employee Retirement Income Security Act of 1974 (ERISA), and section 6058(a) of the Internal Revenue Code (the Code).

▶ **File as an attachment to Form 5500.**

OMB No. 1210-0110

2019

This Form is Open to Public Inspection

For calendar plan year 2019 or fiscal plan year beginning 01/01/2019 and ending 12/31/2019

A Name of plan
PACIFIC COAST TERMITE, INC. 401(K) PLAN

B Three-digit plan number (PN) ▶ 001

C Plan sponsor's name as shown on line 2a of Form 5500
PACIFIC COAST TERMITE, INC.

D Employer Identification Number (EIN)
20-8452549

Part I Asset and Liability Statement

1 Current value of plan assets and liabilities at the beginning and end of the plan year. Combine the value of plan assets held in more than one trust. Report the value of the plan's interest in a commingled fund containing the assets of more than one plan on a line-by-line basis unless the value is reportable on lines 1c(9) through 1c(14). Do not enter the value of that portion of an insurance contract which guarantees, during this plan year, to pay a specific dollar benefit at a future date. **Round off amounts to the nearest dollar.** MTIAs, CCTs, PSAs, and 103-12 IEs do not complete lines 1b(1), 1b(2), 1c(8), 1g, 1h, and 1i. CCTs, PSAs, and 103-12 IEs also do not complete lines 1d and 1e. See instructions.

Assets		(a) Beginning of Year	(b) End of Year
a Total noninterest-bearing cash	1a		
b Receivables (less allowance for doubtful accounts):			
(1) Employer contributions	1b(1)		
(2) Participant contributions	1b(2)		
(3) Other	1b(3)		
c General investments:			
(1) Interest-bearing cash (include money market accounts & certificates of deposit)	1c(1)		
(2) U.S. Government securities	1c(2)		
(3) Corporate debt instruments (other than employer securities):			
(A) Preferred	1c(3)(A)		
(B) All other	1c(3)(B)		
(4) Corporate stocks (other than employer securities):			
(A) Preferred	1c(4)(A)		
(B) Common	1c(4)(B)		
(5) Partnership/joint venture interests	1c(5)		
(6) Real estate (other than employer real property)	1c(6)		
(7) Loans (other than to participants)	1c(7)		
(8) Participant loans	1c(8)	222105	240596
(9) Value of interest in common/collective trusts	1c(9)	2906447	3795432
(10) Value of interest in pooled separate accounts	1c(10)		
(11) Value of interest in master trust investment accounts	1c(11)		
(12) Value of interest in 103-12 investment entities	1c(12)		
(13) Value of interest in registered investment companies (e.g., mutual funds)	1c(13)	1820747	2690649
(14) Value of funds held in insurance company general account (unallocated contracts)	1c(14)		
(15) Other	1c(15)		

			(a) Beginning of Year	(b) End of Year
1d	Employer-related investments:			
	(1) Employer securities	1d(1)		
	(2) Employer real property	1d(2)		
e	Buildings and other property used in plan operation	1e		
f	Total assets (add all amounts in lines 1a through 1e)	1f	4949299	6726677
	Liabilities			
g	Benefit claims payable	1g		
h	Operating payables	1h		
i	Acquisition indebtedness	1i		
j	Other liabilities	1j		
k	Total liabilities (add all amounts in lines 1g through1j)	1k	0	0
	Net Assets			
l	Net assets (subtract line 1k from line 1f)	1l	4949299	6726677

Part II Income and Expense Statement

2 Plan income, expenses, and changes in net assets for the year. Include all income and expenses of the plan, including any trust(s) or separately maintained fund(s) and any payments/receipts to/from insurance carriers. Round off amounts to the nearest dollar. MTIAs, CCTs, PSAs, and 103-12 IEs do not complete lines 2a, 2b(1)(E), 2e, 2f, and 2g.

	Income		(a) Amount	(b) Total
a	**Contributions:**			
	(1) Received or receivable in cash from: **(A)** Employers	2a(1)(A)	281199	
	(B) Participants	2a(1)(B)	472887	
	(C) Others (including rollovers)	2a(1)(C)	45343	
	(2) Noncash contributions	2a(2)		
	(3) Total contributions. Add lines **2a(1)(A), (B), (C),** and line **2a(2)**	2a(3)		799429
b	**Earnings on investments:**			
	(1) Interest:			
	(A) Interest-bearing cash (including money market accounts and certificates of deposit)	2b(1)(A)		
	(B) U.S. Government securities	2b(1)(B)		
	(C) Corporate debt instruments	2b(1)(C)		
	(D) Loans (other than to participants)	2b(1)(D)		
	(E) Participant loans	2b(1)(E)	13469	
	(F) Other	2b(1)(F)		
	(G) Total interest. Add lines **2b(1)(A)** through **(F)**	2b(1)(G)		13469
	(2) Dividends: **(A)** Preferred stock	2b(2)(A)		
	(B) Common stock	2b(2)(B)		
	(C) Registered investment company shares (e.g. mutual funds)	2b(2)(C)	62315	
	(D) Total dividends. Add lines **2b(2)(A)**, **(B)**, and **(C)**	2b(2)(D)		62315
	(3) Rents	2b(3)		
	(4) Net gain (loss) on sale of assets: **(A)** Aggregate proceeds	2b(4)(A)		
	(B) Aggregate carrying amount (see instructions)	2b(4)(B)		
	(C) Subtract line **2b(4)(B)** from line **2b(4)(A)** and enter result	2b(4)(C)		0
	(5) Unrealized appreciation (depreciation) of assets: **(A)** Real estate	2b(5)(A)		
	(B) Other	2b(5)(B)		
	(C) Total unrealized appreciation of assets. Add lines **2b(5)(A)** and **(B)**	2b(5)(C)		0

		(a) Amount	(b) Total
(6) Net investment gain (loss) from common/collective trusts	2b(6)		664939
(7) Net investment gain (loss) from pooled separate accounts	2b(7)		
(8) Net investment gain (loss) from master trust investment accounts	2b(8)		
(9) Net investment gain (loss) from 103-12 investment entities	2b(9)		
(10) Net investment gain (loss) from registered investment companies (e.g., mutual funds)	2b(10)		461380
c Other income	2c		169
d Total income. Add all **income** amounts in column (b) and enter total	2d		2001701
Expenses			
e Benefit payment and payments to provide benefits:			
(1) Directly to participants or beneficiaries, including direct rollovers	2e(1)	195852	
(2) To insurance carriers for the provision of benefits	2e(2)		
(3) Other	2e(3)		
(4) Total benefit payments. Add lines **2e(1)** through **(3)**	2e(4)		195852
f Corrective distributions (see instructions)	2f		
g Certain deemed distributions of participant loans (see instructions)	2g		2758
h Interest expense	2h		
i Administrative expenses: **(1)** Professional fees	2i(1)		
(2) Contract administrator fees	2i(2)		
(3) Investment advisory and management fees	2i(3)		
(4) Other	2i(4)	25713	
(5) Total administrative expenses. Add lines **2i(1)** through **(4)**	2i(5)		25713
j Total expenses. Add all **expense** amounts in column (b) and enter total	2j		224323
Net Income and Reconciliation			
k Net income (loss). Subtract line **2j** from line **2d**	2k		1777378
l Transfers of assets:			
(1) To this plan	2l(1)		0
(2) From this plan	2l(2)		0

Part III Accountant's Opinion

3 Complete lines 3a through 3c if the opinion of an independent qualified public accountant is attached to this Form 5500. Complete line 3d if an opinion is not attached.

a The attached opinion of an independent qualified public accountant for this plan is (see instructions):

(1) [ ] Unmodified **(2)** [ ] Qualified **(3)** [X] Disclaimer **(4)** [ ] Adverse

b Did the accountant perform a limited scope audit pursuant to 29 CFR 2520.103-8 and/or 103-12(d)? [X] Yes [ ] No

c Enter the name and EIN of the accountant (or accounting firm) below:

(1) Name: HSRDS, AN ACCOUNTANCY CORP. **(2)** EIN: 81-3709413

d The opinion of an independent qualified public accountant is **not attached** because:

(1) [ ] This form is filed for a CCT, PSA, or MTIA. **(2)** [ ] It will be attached to the next Form 5500 pursuant to 29 CFR 2520.104-50.

Part IV Compliance Questions

4 CCTs and PSAs do not complete Part IV. MTIAs, 103-12 IEs, and GIAs do not complete lines 4a, 4e, 4f, 4g, 4h, 4k, 4m, 4n, or 5. 103-12 IEs also do not complete lines 4j and 4l. MTIAs also do not complete line 4l.

During the plan year:

		Yes	No	Amount
a Was there a failure to transmit to the plan any participant contributions within the time period described in 29 CFR 2510.3-102? Continue to answer "Yes" for any prior year failures until fully corrected. (See instructions and DOL's Voluntary Fiduciary Correction Program.)	4a		X	
b Were any loans by the plan or fixed income obligations due the plan in default as of the close of the plan year or classified during the year as uncollectible? Disregard participant loans secured by participant's account balance. (Attach Schedule G (Form 5500) Part I if "Yes" is checked.)	4b		X	

			Yes	No	Amount
c	Were any leases to which the plan was a party in default or classified during the year as uncollectible? (Attach Schedule G (Form 5500) Part II if "Yes" is checked.)	4c		X	
d	Were there any nonexempt transactions with any party-in-interest? (Do not include transactions reported on line 4a. Attach Schedule G (Form 5500) Part III if "Yes" is checked.)	4d		X	
e	Was this plan covered by a fidelity bond?	4e	X		495000
f	Did the plan have a loss, whether or not reimbursed by the plan's fidelity bond, that was caused by fraud or dishonesty?	4f		X	
g	Did the plan hold any assets whose current value was neither readily determinable on an established market nor set by an independent third party appraiser?	4g		X	
h	Did the plan receive any noncash contributions whose value was neither readily determinable on an established market nor set by an independent third party appraiser?	4h		X	
i	Did the plan have assets held for investment? (Attach schedule(s) of assets if "Yes" is checked, and see instructions for format requirements.)	4i	X		
j	Were any plan transactions or series of transactions in excess of 5% of the current value of plan assets? (Attach schedule of transactions if "Yes" is checked, and see instructions for format requirements.)	4j		X	
k	Were all the plan assets either distributed to participants or beneficiaries, transferred to another plan, or brought under the control of the PBGC?	4k		X	
l	Has the plan failed to provide any benefit when due under the plan?	4l		X	
m	If this is an individual account plan, was there a blackout period? (See instructions and 29 CFR 2520.101-3.)	4m		X	
n	If 4m was answered "Yes," check the "Yes" box if you either provided the required notice or one of the exceptions to providing the notice applied under 29 CFR 2520.101-3.	4n			

5a Has a resolution to terminate the plan been adopted during the plan year or any prior plan year? ☐ Yes ☒ No
If "Yes," enter the amount of any plan assets that reverted to the employer this year _____.

5b If, during this plan year, any assets or liabilities were transferred from this plan to another plan(s), identify the plan(s) to which assets or liabilities were transferred. (See instructions.)

5b(1) Name of plan(s)	**5b(2)** EIN(s)	**5b(3)** PN(s)

5c If the plan is a defined benefit plan, is it covered under the PBGC insurance program (See ERISA section 4021.)? ..... ☐ Yes ☐ No ☐ Not determined
If "Yes" is checked, enter the My PAA confirmation number from the PBGC premium filing for this plan year_____. (See instructions.)

SCHEDULE R (Form 5500)

Department of the Treasury
Internal Revenue Service

Department of Labor
Employee Benefits Security Administration

Pension Benefit Guaranty Corporation

Retirement Plan Information

This schedule is required to be filed under sections 104 and 4065 of the Employee Retirement Income Security Act of 1974 (ERISA) and section 6058(a) of the Internal Revenue Code (the Code).

▶ **File as an attachment to Form 5500.**

OMB No. 1210-0110

2019

This Form is Open to Public Inspection.

For calendar plan year 2019 or fiscal plan year beginning 01/01/2019 and ending 12/31/2019

A Name of plan
PACIFIC COAST TERMITE, INC. 401(K) PLAN

B Three-digit plan number (PN) ▶ 001

C Plan sponsor's name as shown on line 2a of Form 5500
PACIFIC COAST TERMITE, INC.

D Employer Identification Number (EIN)
20-8452549

Part I Distributions

All references to distributions relate only to payments of benefits during the plan year.

1 Total value of distributions paid in property other than in cash or the forms of property specified in the instructions **1** 0

2 Enter the EIN(s) of payor(s) who paid benefits on behalf of the plan to participants or beneficiaries during the year (if more than two, enter EINs of the two payors who paid the greatest dollar amounts of benefits):

EIN(s): 57-1198022

Profit-sharing plans, ESOPs, and stock bonus plans, skip line 3.

3 Number of participants (living or deceased) whose benefits were distributed in a single sum, during the plan year **3**

Part II Funding Information (If the plan is not subject to the minimum funding requirements of section 412 of the Internal Revenue Code or ERISA section 302, skip this Part.)

4 Is the plan administrator making an election under Code section 412(d)(2) or ERISA section 302(d)(2)? ..... ☐ **Yes** ☐ **No** ☐ **N/A**

If the plan is a defined benefit plan, go to line 8.

5 If a waiver of the minimum funding standard for a prior year is being amortized in this plan year, see instructions and enter the date of the ruling letter granting the waiver. **Date:** Month _____ Day _____ Year _____

If you completed line 5, complete lines 3, 9, and 10 of Schedule MB and do not complete the remainder of this schedule.

6 **a** Enter the minimum required contribution for this plan year (include any prior year accumulated funding deficiency not waived) **6a**

b Enter the amount contributed by the employer to the plan for this plan year **6b**

c Subtract the amount in line 6b from the amount in line 6a. Enter the result (enter a minus sign to the left of a negative amount) **6c**

If you completed line 6c, skip lines 8 and 9.

7 Will the minimum funding amount reported on line 6c be met by the funding deadline? ..... ☐ **Yes** ☐ **No** ☐ **N/A**

8 If a change in actuarial cost method was made for this plan year pursuant to a revenue procedure or other authority providing automatic approval for the change or a class ruling letter, does the plan sponsor or plan administrator agree with the change? ..... ☐ **Yes** ☐ **No** ☐ **N/A**

Part III Amendments

9 If this is a defined benefit pension plan, were any amendments adopted during this plan year that increased or decreased the value of benefits? If yes, check the appropriate box. If no, check the "No" box. ..... ☐ **Increase** ☐ **Decrease** ☐ **Both** ☐ **No**

Part IV ESOPs (see instructions). If this is not a plan described under section 409(a) or 4975(e)(7) of the Internal Revenue Code, skip this Part.

10 Were unallocated employer securities or proceeds from the sale of unallocated securities used to repay any exempt loan? ..... ☐ **Yes** ☐ **No**

11 **a** Does the ESOP hold any preferred stock? ..... ☐ **Yes** ☐ **No**

b If the ESOP has an outstanding exempt loan with the employer as lender, is such loan part of a "back-to-back" loan? (See instructions for definition of "back-to-back" loan.) ..... ☐ **Yes** ☐ **No**

12 Does the ESOP hold any stock that is not readily tradable on an established securities market? ..... ☐ **Yes** ☐ **No**

Part V Additional Information for Multiemployer Defined Benefit Pension Plans

13 Enter the following information for each employer that contributed more than 5% of total contributions to the plan during the plan year (measured in dollars). See instructions. *Complete as many entries as needed to report all applicable employers.*

a Name of contributing employer

b EIN **c** Dollar amount contributed by employer

d Date collective bargaining agreement expires *(If employer contributes under more than one collective bargaining agreement, check box* ☐ *and see instructions regarding required attachment. Otherwise, enter the applicable date.)* Month _____ Day _____ Year _____

e Contribution rate information *(If more than one rate applies, check this box* ☐ *and see instructions regarding required attachment. Otherwise, complete lines 13e(1) and 13e(2).)*
(1) Contribution rate (in dollars and cents) _____
(2) Base unit measure: ☐ Hourly ☐ Weekly ☐ Unit of production ☐ Other (specify):

---

a Name of contributing employer

b EIN **c** Dollar amount contributed by employer

d Date collective bargaining agreement expires *(If employer contributes under more than one collective bargaining agreement, check box* ☐ *and see instructions regarding required attachment. Otherwise, enter the applicable date.)* Month _____ Day _____ Year _____

e Contribution rate information *(If more than one rate applies, check this box* ☐ *and see instructions regarding required attachment. Otherwise, complete lines 13e(1) and 13e(2).)*
(1) Contribution rate (in dollars and cents) _____
(2) Base unit measure: ☐ Hourly ☐ Weekly ☐ Unit of production ☐ Other (specify): _____

---

a Name of contributing employer

b EIN **c** Dollar amount contributed by employer

d Date collective bargaining agreement expires *(If employer contributes under more than one collective bargaining agreement, check box* ☐ *and see instructions regarding required attachment. Otherwise, enter the applicable date.)* Month _____ Day _____ Year _____

e Contribution rate information *(If more than one rate applies, check this box* ☐ *and see instructions regarding required attachment. Otherwise, complete lines 13e(1) and 13e(2).)*
(1) Contribution rate (in dollars and cents) _____
(2) Base unit measure: ☐ Hourly ☐ Weekly ☐ Unit of production ☐ Other (specify): _____

---

a Name of contributing employer

b EIN **c** Dollar amount contributed by employer

d Date collective bargaining agreement expires *(If employer contributes under more than one collective bargaining agreement, check box* ☐ *and see instructions regarding required attachment. Otherwise, enter the applicable date.)* Month _____ Day _____ Year _____

e Contribution rate information *(If more than one rate applies, check this box* ☐ *and see instructions regarding required attachment. Otherwise, complete lines 13e(1) and 13e(2).)*
(1) Contribution rate (in dollars and cents) _____
(2) Base unit measure: ☐ Hourly ☐ Weekly ☐ Unit of production ☐ Other (specify): _____

---

a Name of contributing employer

b EIN **c** Dollar amount contributed by employer

d Date collective bargaining agreement expires *(If employer contributes under more than one collective bargaining agreement, check box* ☐ *and see instructions regarding required attachment. Otherwise, enter the applicable date.)* Month _____ Day _____ Year _____

e Contribution rate information *(If more than one rate applies, check this box* ☐ *and see instructions regarding required attachment. Otherwise, complete lines 13e(1) and 13e(2).)*
(1) Contribution rate (in dollars and cents) _____
(2) Base unit measure: ☐ Hourly ☐ Weekly ☐ Unit of production ☐ Other (specify): _____

---

a Name of contributing employer

b EIN **c** Dollar amount contributed by employer

d Date collective bargaining agreement expires *(If employer contributes under more than one collective bargaining agreement, check box* ☐ *and see instructions regarding required attachment. Otherwise, enter the applicable date.)* Month _____ Day _____ Year _____

e Contribution rate information *(If more than one rate applies, check this box* ☐ *and see instructions regarding required attachment. Otherwise, complete lines 13e(1) and 13e(2).)*
(1) Contribution rate (in dollars and cents) _____
(2) Base unit measure: ☐ Hourly ☐ Weekly ☐ Unit of production ☐ Other (specify): _____

14 Enter the number of participants on whose behalf no contributions were made by an employer as an employer of the participant for:

a The current year	**14a**	
b The plan year immediately preceding the current plan year	**14b**	
c The second preceding plan year	**14c**	

15 Enter the ratio of the number of participants under the plan on whose behalf no employer had an obligation to make an employer contribution during the current plan year to:

a The corresponding number for the plan year immediately preceding the current plan year	**15a**	
b The corresponding number for the second preceding plan year	**15b**	

16 Information with respect to any employers who withdrew from the plan during the preceding plan year:

a Enter the number of employers who withdrew during the preceding plan year	**16a**	
b If line 16a is greater than 0, enter the aggregate amount of withdrawal liability assessed or estimated to be assessed against such withdrawn employers	**16b**	

17 If assets and liabilities from another plan have been transferred to or merged with this plan during the plan year, check box and see instructions regarding supplemental information to be included as an attachment. ☐

Part VI Additional Information for Single-Employer and Multiemployer Defined Benefit Pension Plans

18 If any liabilities to participants or their beneficiaries under the plan as of the end of the plan year consist (in whole or in part) of liabilities to such participants and beneficiaries under two or more pension plans as of immediately before such plan year, check box and see instructions regarding supplemental information to be included as an attachment ☐

19 If the total number of participants is 1,000 or more, complete lines (a) through (c)

a Enter the percentage of plan assets held as:
Stock: _____% Investment-Grade Debt: _____% High-Yield Debt: _____% Real Estate: _____% Other: _____%

b Provide the average duration of the combined investment-grade and high-yield debt:
☐ 0-3 years ☐ 3-6 years ☐ 6-9 years ☐ 9-12 years ☐ 12-15 years ☐ 15-18 years ☐ 18-21 years ☐ 21 years or more

c What duration measure was used to calculate line 19(b)?
☐ Effective duration ☐ Macaulay duration ☐ Modified duration ☐ Other (specify):

20 **PBGC missed contribution reporting requirements.** If this is a multiemployer plan or a single-employer plan that is not covered by PBGC, skip line 20.

a Is the amount of unpaid minimum required contributions for all years from Schedule SB (Form 5500) line 40 greater than zero? ☐ Yes ☐ No

b If line 20a is "Yes," has PBGC been notified as required by ERISA sections 4043(c)(5) and/or 303(k)(4)? Check the applicable box:

☐ Yes.

☐ No. Reporting was waived under 29 CFR 4043.25(c)(2) because contributions equal to or exceeding the unpaid minimum required contribution were made by the 30th day after the due date.

☐ No. The 30-day period referenced in 29 CFR 4043.25(c)(2) has not yet ended, and the sponsor intends to make a contribution equal to or exceeding the unpaid minimum required contribution by the 30th day after the due date.

☐ No. Other. Provide explanation_____

PACIFIC COAST TERMITE, INC. 401(K) PLAN

FINANCIAL STATEMENTS AND SUPPLEMENTAL SCHEDULE

DECEMBER 31, 2019 AND 2018 AND FOR THE YEAR ENDED DECEMBER 31, 2019

LEE CPA
AUDIT GROUP

Table of Contents

Independent Auditors' Report 1

Financial Statements

Statements of Net Assets Available for Benefits 3
Statement of Changes in Net Assets Available for Benefits 4
Notes to the Financial Statements 5

Supplemental Schedule

Schedule H, Line 4i – Schedule of Assets (Held at End of Year) 14

LEE CPA
AUDIT GROUP

5056 Sunrise Blvd., Suite B1 Fair Oaks, CA 95628
www.leecpagroup.com
916-347-7855

INDEPENDENT AUDITORS' REPORT

To the Pacific Coast Termite, Inc. 401(k) Plan Sponsor
Orange, CA

Report on the Financial Statements

We were engaged to audit the accompanying financial statements of Pacific Coast Termite, Inc. 401(k) Plan (the Plan), which comprise the statement of net assets available for benefits as of December 31, 2019, and the related statement of changes in net assets available for benefits for the year ended December 31, 2019, and the related notes to the financial statements.

Management's Responsibility for the Financial Statements

Management is responsible for the preparation and fair presentation of these financial statements in accordance with accounting principles generally accepted in the United States of America. This includes the design, implementation, and maintenance of internal control relevant to the preparation and fair presentation of financial statements that are free from material misstatement, whether due to fraud or error.

Auditors' Responsibility

Our responsibility is to express an opinion on these financial statements based on conducting the audit in accordance with auditing standards generally accepted in the United States of America. Because of the matter described in the Basis for Disclaimer of Opinion paragraph, however, we were not able to obtain sufficient appropriate audit evidence to provide a basis for an audit opinion.

Basis for Disclaimer of Opinion

As permitted by 29 CFR 2520.103-8 of the Department of Labor's (DOL) Rules and Regulations for Reporting and Disclosure under the Employee Retirement Income Security Act of 1974 (ERISA), the plan administrator instructed us not to perform, and we did not perform, any auditing procedures with respect to the information summarized in Note 3, which was certified by Reliance Trust Company, the custodian of the plan, except for comparing such information with the related information included in the financial statements. We have been informed by the plan administrator that the custodian holds the plan's investment assets and executes investment transactions. The plan administrator has obtained a certification from the custodian as of December 31, 2019, and for the year ended December 31, 2019, that the information provided to the plan administrator by the custodian is complete and accurate.

Disclaimer of Opinion

Because of the significance of the matter described in the Basis for Disclaimer of Opinion paragraph, we have not been able to obtain sufficient appropriate audit evidence to provide a basis for an audit opinion. Accordingly, we do not express an opinion on these financial statements.

Other Matter – Supplementary Information

The supplemental Schedule H, Line 4i – Schedule of Assets (Held at End of Year) as of December 31, 2019, is required by the DOL's Rules and Regulations for Reporting and Disclosure under ERISA and is presented for the purpose of additional analysis and is not a required part of the financial statements. Because of the significance of the matter described in the Basis for Disclaimer of Opinion paragraph, we do not express an opinion on this supplemental schedule.

Other Matter – 2018 Financial Statements

The financial statements of the plan as of December 31, 2018, were audited by predecessor auditors. As permitted by 29 CFR 2520. 103-8 of the Department of Labor's Rules and regulations for Reporting and Disclosure under the Employee Retirement Income Security Act of 1974 (ERISA), the plan administrator instructed the predecessor auditors not to perform, and they did not perform, any auditing procedures with respect to the information certified by the trustee. Their report, dated October 9, 2019, indicated that (a) because of the significance of the information that they did not audit, they were not able to obtain sufficient appropriate audit evidence to provide a basis for an audit opinion and, accordingly, they did not express an opinion on the financial statements, and (b) the form and content of the information included in the financial statements other than that derived from the certified investment information were presented in compliance with Department of Labor's Rules and Regulations for Reporting and Disclosure under ERISA.

Report on Form and Content in Compliance with DOL Rules and Regulations

The form and content of the information included in the financial statements and supplemental schedule, other than that derived from the information certified by the custodian, have been audited by us in accordance with auditing standards generally accepted in the United States of America and, in our opinion, are presented in compliance with the DOL's Rules and Regulations for Reporting and Disclosure under ERISA.



Fair Oaks, California
August 31, 2020

PACIFIC COAST TERMITE, INC. 401(K) PLAN

STATEMENTS OF NET ASSETS AVAILABLE FOR BENEFITS
DECEMBER 31, 2019 AND 2018

ASSETS

	2019	2018
Investments, at fair value:		
Common/collective trusts (note 4)	$ 3,795,432	$ 2,906,447
Registered investment companies (note 4)	2,690,649	1,820,747
Total investments	6,486,081	4,727,194
Receivables		
Employer contributions	-	4,137
Participant contributions	-	6,419
Accured interest	-	271
Notes receivable from participants	240,596	222,105
Total receivables	240,596	232,932
Total assets	6,726,677	4,960,126
Net assets available for benefits	$ 6,726,677	$ 4,960,126

See the accompanying notes to these financial statements.

PACIFIC COAST TERMITE, INC. 401(K) PLAN

STATEMENT OF CHANGES IN NET ASSETS AVAILABLE FOR BENEFITS
FOR THE YEAR ENDED DECEMBER 31, 2019

Additions:		
Investment income:		
Net appreciation in fair value of investments	$	1,126,488
Interest and dividends		75,513
Net investment gain		1,202,001
Contributions:		
Employer		277,062
Participant		466,468
Rollover		45,343
Total contributions		788,873
Total additions		1,990,874
Deductions:		
Benefits paid to participants		195,852
Certain deemed distributions of participant loans		2,758
Expenses		25,713
Total deductions		224,323
Net increase in net assets available for benefits		1,766,551
Net assets available for benefits:		
Beginning of year		4,960,126
End of year	$	6,726,677

See the accompanying notes to these financial statements.

NOTE 1: DESCRIPTION OF PLAN

The following description of the Pacific Coast Termite, Inc. 401(k) Plan (the Plan) is provided for general information purposes only. Participants should refer to the Plan document for a more complete description of the Plan's provisions.

General

The Plan is a participant directed defined contribution plan covering all eligible employees of the Pacific Coast Termite, Inc. (the Company) with retirement benefits in accordance with section 401(k) of the Internal Revenue Code (the IRC). To be eligible to participate in the Plan, employees must have reached the age of eighteen and have completed one year of service with the Company. The Plan is subject to the provisions of the Employee Retirement Income Security Act of 1974 (ERISA). The Plan was established on January 1, 2009.

Contributions

Participants elect to have amounts withheld from their paychecks and contributed to the Plan by the Company. Participants who have attained age 50 before the end of the Plan year are eligible to make catch up contributions. Participants may also contribute amounts representing distributions from other qualified defined benefit or defined contribution plans. The Company makes matching safe-harbor contributions in an amount up to 100% of the first 3% of the participant’s contribution. Participants are required to defer money to their account in order to qualify for the match. All of the foregoing contributions are subject to limits as set by federal law.

Participant Accounts

Each participant’s account is credited with the participant’s own contributions, an allocation of the Company’s contributions, and an allocation of net earnings from investments and changes in investment values. Allocations are based on each participant’s contributions, earnings, or account balances, as defined by the Plan agreement. The benefit to which a participant is entitled is limited to the benefit that can be provided from the participant’s account. Participants select the investments into which their contributions are invested.

Vesting

Participants are always fully vested in their own contributions. Participants vest in Company contributions at the rate of 20% for each year of service until fully vested, beginning on second anniversary after date of hire. Participants are fully vested in Company contributions after six years of credited service.

Payment of Benefits

Upon termination of service for any reason, a participant is entitled to receive the value of the vested interest in his or her account as a lump-sum distribution.

NOTE 1: DESCRIPTION OF PLAN (CONTINUED)

Participant Loans

Loans to participants consist of promissory notes received from participants in exchange for the distribution of cash from the Plan. A participant is allowed to borrow a minimum of $1,000, up to one half of the vested balance of their Plan account, up to a maximum of $50,000. Loans must be repaid over no more than a five-year period with the exception of a loan for the participants' principal residence that may have a repayment period beyond five years. Principal and interest are paid ratably through payroll deductions. Loans to participants are stated at the principal amount outstanding, which approximates fair value.

NOTE 2: SUMMARY OF SIGNIFICANT ACCOUNTING POLICIES

Basis of Accounting

The accompanying financial statements are prepared using the accrual basis of accounting.

Use of Estimates

The preparation of financial statements in conformity with accounting principles generally accepted in the United States of America requires management to make estimates and assumptions which affect the reported amounts of net assets available for benefits at the date of the financial statements and the reported amounts of changes in net assets available for benefits during the reporting period. Actual results could differ from those estimates.

Investment Valuation and Income Recognition

Investments are reported at fair value. Fair Value is the price that would be received to sell an asset or paid to transfer liability in an orderly transaction between market participants at the measurement date. The Plan's Investment Committee determines the Plan's valuation policies utilizing information provided by its investment advisors, custodians, and insurance company. See Note 4 for a discussion of fair value measurements. Purchases and sales of securities are recorded on a trade-date basis. Interest income is recorded on the accrual basis. Dividends are recorded on the ex-dividend date.

Net appreciation includes the Plan's gains and losses on investments bought and sold as well as held during the year.

NOTE 2: SUMMARY OF SIGNIFICANT ACCOUNTING POLICIES (CONTINUED)

Notes Receivable from Participants

Notes receivable from participants are measured at their unpaid principal balance plus any accrued but unpaid interest. Interest income is recorded on the accrual basis. Related fees are recorded as administrative expenses and are expensed when they are incurred. No allowance for credit losses has been recorded as of December 31, 2019 or 2018.

Payment of Benefits

Benefits are recorded when paid.

NOTE 3: INFORMATION CERTIFIED BY THE CUSTODIAN (UNAUDITED)

The Plan administrator has elected the method of compliance permitted by 29 CFR 2520.103-8 of the Department of Labor's Rules and Regulations for Reporting and Disclosures under ERISA. Accordingly, Reliance Trust Company, the custodian of the Plan, has certified as being complete and accurate the following information as of December 31, 2019 and 2018 and for the year ended December 31, 2019.

- Investments and notes receivable from participants reflected on the accompanying statements of net assets available for benefits
- Net appreciation in fair value of investments, interest, dividends and interest income on notes receivable from participants reflected on the accompanying statement of changes in net assets available for benefits
- Investments reflected on the schedule of assets (held at end of year)

NOTE 4: FAIR VALUE MEASUREMENTS

Financial Accounting Standards Board (FASB) Accounting Standards Codification (ASC) Topic 820, Fair Value Measurements and Disclosures, provides the framework for measuring fair value. That framework provides a fair value hierarchy that prioritizes the inputs to valuation techniques used to measure fair value. The hierarchy gives the highest priority to unadjusted quoted prices in active markets for identical assets or liabilities (level 1 measurements) and the lowest priority to unobservable inputs (level 3 measurements). The three levels of the fair value hierarchy under FASB ASC Topic 820 are described as follows:

NOTE 4: FAIR VALUE MEASUREMENTS (CONTINUED)

Level 1) Inputs to the valuation methodology are unadjusted quoted prices for identical assets or liabilities in active markets.

Level 2) Inputs to the valuation methodology include quoted prices for similar assets or liabilities in active markets; quoted prices for identical or similar assets or liabilities in inactive markets; inputs other than quoted prices that are observable for the asset or liability; inputs that are derived principally from or corroborated by observable market data by correlation or other means. If the asset or liability has a specified (contractual) term, the level 2 input must be observable for substantially the full term of the asset or liability.

Level 3) Inputs to the valuation methodology are unobservable and significant to the fair value measurement.

The asset or liability's fair value measurement level within the fair value hierarchy is based on the lowest level of any input that is significant to the fair value measurement. Valuation techniques used need to maximize the use of observable inputs and minimize the use of unobservable inputs.

Following is a description of the valuation methodologies used for assets measured at fair value. There have been no changes in the methodologies used at December 31, 2019 and 2018.

Common/collective trust: Valued at the NAV units of a bank collective trust. The NAV, as provided by the trustee, is used as a practical expedient to estimate fair value. The NAV is based on the fair value of the underlying investments held by the fund less its liabilities. This practical expedient is not used when it is determined to be probable that the fund will sell the investment for an amount different than the reported NAV. Participant transactions (purchases and sales) may occur daily. Were the Plan to initiate a full redemption of the collective trust, the investment adviser reserves the right to temporarily delay withdrawal from the trust in order to ensure that securities liquidations will be carried out in an orderly business manner.

Registered investment companies (mutual funds): Valued at the daily closing price as reported by the fund. These funds are required to publish their daily net asset value (NAV) and to transact at that price. Mutual funds held by the Plan are open-end mutual funds that are registered with the Securities and Exchange Commission. The mutual funds held by the Plan are deemed to be actively traded.

NOTE 4: FAIR VALUE MEASUREMENTS (CONTINUED)

The valuation methods used by the Plan may produce a fair value calculation that may not be indicative of net realizable value or reflective of future fair values. Furthermore, although the Plan believes its valuation methods are appropriate and consistent with other market participants, the use of different methodologies or assumptions to determine the fair value of certain financial instruments could result in a different fair value measurement at the reporting date.

Net appreciation in fair value of investments includes net unrealized and net realized gains and losses on investments during the year and is presented net of investment expenses. Investment income is allocated to individual participant accounts based upon the participant's share of the investment fund.

As of December 31, 2019, assets in the plan, as defined by ASC Topic 820, were as follows:

	Assets at fair value as of December 31, 2019				
	Level 1	Level 2	Level 3	Total	
Common/collective trust	$ -	$ -	$ -	$ 3,795,432	*
Registered investment companies	2,690,649	-	-	2,690,649	
Total investments, at fair value	$ 2,690,649	$ -	$ -	$ 6,486,081	

As of December 31, 2018, assets in the plan, as defined by ASC Topic 820, were as follows:

	Assets at fair value as of December 31, 2018				
	Level 1	Level 2	Level 3	Total	
Common/collective trust	$ -	$ -	$ -	$ 2,906,447	*
Registered investment companies	1,820,747	-	-	1,820,747	
Total investments at fair value	$ 1,820,747	$ -	$ -	$ 4,727,194	

* In accordance with Subtopic 820-10, certain investments that were measured at net asset value per share (or its equivalent) have not been classified in the fair value hierarchy. The fair value amounts presented in this table are intended to permit reconciliation of the fair value hierarchy to the line items presented in the statements of net assets available for benefits. Gains and losses (realized and unrealized) included in changes in net assets available for benefits for the years ended December 31, 2019 and 2018 are reported in the net change in fair value of investments.

NOTE 5: PLAN TERMINATION

Although the Company expects to continue the Plan indefinitely, it has the right under the Plan to suspend its contributions at any time and to terminate the Plan subject to the provisions of ERISA. In the event of Plan termination, participants will become 100 percent vested on their accounts and all accounts will be distributed to participants.

NOTE 6: RISKS AND UNCERTAINTIES

The Plan invests in various investment securities. Investment securities are exposed to various risks such as interest rate, market, and credit risks. Due to the level of risk associated with certain investment securities, it is at least reasonably possible that changes in the values of investment securities will occur in the near term and that such changes could materially affect participants' account balances and the amounts reported in the statement of net assets available for benefits.

NOTE 7: TAX STATUS

On March 31, 2014, the IRS stated that the prototype adopted by the Plan, as then designed, qualifies under Internal Revenue Code (IRC) Section 401(a). The Plan has not received a determination letter specific to the Plan itself; however, the Plan administrator and the Plan's tax counsel believe that the Plan was designed and being operated in compliance with the applicable requirements of the IRC. Therefore, no provision for income taxes has been included in the Plan's financial statements.

GAAP requires Plan management to evaluate tax positions taken by the Plan and recognizes tax liability (or asset) if the Plan has taken an uncertain position that more likely than not would not be sustained upon examination by the applicable authorities. The Plan is subject to routine audits by taxing jurisdictions; however, there are currently no audits for any tax periods in progress. The Plan administrator believes it is no longer subject to income tax examination for years prior to 2016.

NOTE 8: PARTY-IN-INTEREST TRANSACTIONS

Certain Plan investments are managed by Reliance Trust Company. Reliance Trust Company is the custodian as defined by the Plan, and therefore, these investments and investment transactions qualifies as party-in-interest transactions. Any purchase and sales of investments in the custodian are open market transactions at fair market value. Fees incurred by the Plan for investment management services included in net appreciation in fair value of investments. These fees are paid to the investment fund manager and may include certain revenue sharing fees that are paid to Reliance Trust Company, other investment custodians and investment advisors. Additionally, the Plan sponsor, Pacific Coast Termite, Inc., is a party-in-interest to the Plan; however, there were no transactions with the Plan sponsor other than the funding of contributions to the Plan and payment of certain administrative expenses of the Plan. The Plan also allows for the issuance of notes receivable to participants in accordance with the related regulations. Such transactions are permitted under the provisions of the Plan and are exempt from the prohibition of party-in-interest transactions under ERISA.

NOTE 9: RECONCILIATION OF FINANCIAL STATEMENTS TO FROM 5500

The following is a reconciliation of net assets available for benefits per the financial statements at December 31, 2019 and 2018, to the Plan form 5500:

	2019	2018
Net assets available for benefits per the financial statements	$ 6,726,677	$ 4,960,126
Contributions receivable	-	(10,556)
Accrued interest receivable	-	(271)
Net assets available for benefits per the Form 5500	$ 6,726,677	$ 4,949,299

The following is a reconciliation of the change in net assets available for benefits per the financial statements for the year ended December 31, 2019, to Form 5500:

Change in net assets available for benefits per the financial statements	$ 1,766,551
Add: Accrued interest receivable at December 31, 2018	271
Add: Contributions receivable at December 31, 2018	10,556
Change in net assets available for benefits per the Form 5500	$ 1,777,378

NOTE 10: SUBSEQUENT EVENTS

Subsequent events are events or transactions that occur after the statement of net assets available for benefits date but before the financial statements are available to be issued. The Plan recognizes in the financial statements the effects of all subsequent events that provide additional evidence about conditions that existed at the date of the statement of net assets available for benefits, including the estimates inherent in the process of preparing the financial statements. The Plan's financial statements do not recognize subsequent events that provide evidence about conditions that did not exist at the date of the statement of net assets available for benefits but arose after the statement of net assets available for benefits date and before the financial statements are available to be issued.

The Plan has evaluated subsequent events through August 31, 2020, the date the financial statements were available to be issued. As a result of the spread of the COVID19 coronavirus, economic uncertainties have arisen which can negatively impact Plan's performance. Other financial impact could occur though such potential impact is unknown at this time.

Supplemental Schedule

PACIFIC COAST TERMITE, INC. 401(K) PLAN

EIN 20-8452549
PLAN NUMBER: 001
SCHEDULE H, LINE 4i – SCHEDULE OF ASSETS (HELD AT END OF YEAR)
DECEMBER 31, 2019

(a)	(b) Identity of Issue, Borrower, Lessor or Similar Party	(c) Description of Investment	(d) Cost	(e) Current Value
	Registered Investment Companies			
	Wells Fargo Special Mc Val	Registered Investment Company	**	$ 117,704
	Vanguard Info Tech Idx	Registered Investment Company	**	129,146
	Vanguard Health Care Fund ADM	Registered Investment Company	**	1,793
	Goldman Sachs US Mortgages	Registered Investment Company	**	34,810
	Amerfunds Amer Balanced	Registered Investment Company	**	105,557
	Vanguard Total Intl BD IDX	Registered Investment Company	**	64,632
	Western Asset Core Plus BD	Registered Investment Company	**	91,651
	T Rowe Price Blue Chip GR	Registered Investment Company	**	549,422
	The Hartford Midcap Fund	Registered Investment Company	**	106,068
	Vanguard 500 Index Fund	Registered Investment Company	**	174,647
	Dimensional Global EQTY	Registered Investment Company	**	12,392
	Vanguard Dev MKT Index	Registered Investment Company	**	3,673
	Vanguard Mid Cap Index	Registered Investment Company	**	48,732
	Janus Henderson Venture Fund	Registered Investment Company	**	380,468
	IVY Emerging Markets Equity N	Registered Investment Company	**	244,947
	Fid Adv Divers International	Registered Investment Company	**	1,431
	Columbia Overseas Value	Registered Investment Company	**	80,656
	Lord Abbett High Yield Fund	Registered Investment Company	**	7,636
	AMB Bridgeway LG Cap Val	Registered Investment Company	**	193,629
	PRI Real Estate Securities	Registered Investment Company	**	92,022
	WF Special Small Cap Value	Registered Investment Company	**	244,679
	Vanguard Small Cap Index ADMR	Registered Investment Company	**	4,954
	Total Registered Investment Companies			2,690,649
	Common/Collective Trusts			
	Invesco Stable Asset- ADPZ	Common/Collective Trust	**	432,136
	Flexpath IDX MOD 2045	Common/Collective Trust	**	224
	Flexpath Idx+ Agg 2055	Common/Collective Trust	**	970,234
	Flexpath Idx+ Agg 2045	Common/Collective Trust	**	1,176,933
	Flexpath Idx+ Agg 2025	Common/Collective Trust	**	265,143
	Flexpath Idx+ Agg 2035	Common/Collective Trust	**	950,762
	Total Common/Collective Trusts			3,795,432
*	Participant Loans	Interest rates at 5.25% ~ 7.5%	$0	240,596
	Total investments			$ 6,726,677

* Denotes party-in-interest
** Not applicable as all investments are participant-directed

Schedule C, Line 2(h) Formula Description

For those service providers listed on Line 2 for which Line 2(h) has been checked "yes":

For a description of indirect compensation received by service providers listed on Line 2 that was disclosed as a formula, please see Line 3(e). Please note: If indirect compensation disclosed as a formula was received by a service provider from more than one source, there will be multiple Lines 3(e) for that service provider.

PACIFIC COAST TERMITE, INC. 401(K) PLAN

FINANCIAL STATEMENTS AND SUPPLEMENTAL SCHEDULE

DECEMBER 31, 2019 AND 2018 AND FOR THE YEAR ENDED DECEMBER 31, 2019

LEE CPA
AUDIT GROUP

Table of Contents

Independent Auditors' Report 1

Financial Statements

Statements of Net Assets Available for Benefits 3
Statement of Changes in Net Assets Available for Benefits 4
Notes to the Financial Statements 5

Supplemental Schedule

Schedule H, Line 4i – Schedule of Assets (Held at End of Year) 14

LEE CPA
AUDIT GROUP

5056 Sunrise Blvd., Suite B1 Fair Oaks, CA 95628
www.leecpagroup.com
916-347-7855

INDEPENDENT AUDITORS' REPORT

To the Pacific Coast Termite, Inc. 401(k) Plan Sponsor
Orange, CA

Report on the Financial Statements

We were engaged to audit the accompanying financial statements of Pacific Coast Termite, Inc. 401(k) Plan (the Plan), which comprise the statement of net assets available for benefits as of December 31, 2019, and the related statement of changes in net assets available for benefits for the year ended December 31, 2019, and the related notes to the financial statements.

Management's Responsibility for the Financial Statements

Management is responsible for the preparation and fair presentation of these financial statements in accordance with accounting principles generally accepted in the United States of America. This includes the design, implementation, and maintenance of internal control relevant to the preparation and fair presentation of financial statements that are free from material misstatement, whether due to fraud or error.

Auditors' Responsibility

Our responsibility is to express an opinion on these financial statements based on conducting the audit in accordance with auditing standards generally accepted in the United States of America. Because of the matter described in the Basis for Disclaimer of Opinion paragraph, however, we were not able to obtain sufficient appropriate audit evidence to provide a basis for an audit opinion.

Basis for Disclaimer of Opinion

As permitted by 29 CFR 2520.103-8 of the Department of Labor's (DOL) Rules and Regulations for Reporting and Disclosure under the Employee Retirement Income Security Act of 1974 (ERISA), the plan administrator instructed us not to perform, and we did not perform, any auditing procedures with respect to the information summarized in Note 3, which was certified by Reliance Trust Company, the custodian of the plan, except for comparing such information with the related information included in the financial statements. We have been informed by the plan administrator that the custodian holds the plan's investment assets and executes investment transactions. The plan administrator has obtained a certification from the custodian as of December 31, 2019, and for the year ended December 31, 2019, that the information provided to the plan administrator by the custodian is complete and accurate.

Disclaimer of Opinion

Because of the significance of the matter described in the Basis for Disclaimer of Opinion paragraph, we have not been able to obtain sufficient appropriate audit evidence to provide a basis for an audit opinion. Accordingly, we do not express an opinion on these financial statements.

Other Matter – Supplementary Information

The supplemental Schedule H, Line 4i – Schedule of Assets (Held at End of Year) as of December 31, 2019, is required by the DOL's Rules and Regulations for Reporting and Disclosure under ERISA and is presented for the purpose of additional analysis and is not a required part of the financial statements. Because of the significance of the matter described in the Basis for Disclaimer of Opinion paragraph, we do not express an opinion on this supplemental schedule.

Other Matter – 2018 Financial Statements

The financial statements of the plan as of December 31, 2018, were audited by predecessor auditors. As permitted by 29 CFR 2520. 103-8 of the Department of Labor's Rules and regulations for Reporting and Disclosure under the Employee Retirement Income Security Act of 1974 (ERISA), the plan administrator instructed the predecessor auditors not to perform, and they did not perform, any auditing procedures with respect to the information certified by the trustee. Their report, dated October 9, 2019, indicated that (a) because of the significance of the information that they did not audit, they were not able to obtain sufficient appropriate audit evidence to provide a basis for an audit opinion and, accordingly, they did not express an opinion on the financial statements, and (b) the form and content of the information included in the financial statements other than that derived from the certified investment information were presented in compliance with Department of Labor's Rules and Regulations for Reporting and Disclosure under ERISA.

Report on Form and Content in Compliance with DOL Rules and Regulations

The form and content of the information included in the financial statements and supplemental schedule, other than that derived from the information certified by the custodian, have been audited by us in accordance with auditing standards generally accepted in the United States of America and, in our opinion, are presented in compliance with the DOL's Rules and Regulations for Reporting and Disclosure under ERISA.



Fair Oaks, California
August 31, 2020

PACIFIC COAST TERMITE, INC. 401(K) PLAN

STATEMENTS OF NET ASSETS AVAILABLE FOR BENEFITS
DECEMBER 31, 2019 AND 2018

ASSETS

	2019	2018
Investments, at fair value:		
Common/collective trusts (note 4)	$ 3,795,432	$ 2,906,447
Registered investment companies (note 4)	2,690,649	1,820,747
Total investments	6,486,081	4,727,194
Receivables		
Employer contributions	-	4,137
Participant contributions	-	6,419
Accured interest	-	271
Notes receivable from participants	240,596	222,105
Total receivables	240,596	232,932
Total assets	6,726,677	4,960,126
Net assets available for benefits	$ 6,726,677	$ 4,960,126

See the accompanying notes to these financial statements.

PACIFIC COAST TERMITE, INC. 401(K) PLAN

STATEMENT OF CHANGES IN NET ASSETS AVAILABLE FOR BENEFITS
FOR THE YEAR ENDED DECEMBER 31, 2019

Additions:		
Investment income:		
Net appreciation in fair value of investments	$	1,126,488
Interest and dividends		75,513
Net investment gain		1,202,001
Contributions:		
Employer		277,062
Participant		466,468
Rollover		45,343
Total contributions		788,873
Total additions		1,990,874
Deductions:		
Benefits paid to participants		195,852
Certain deemed distributions of participant loans		2,758
Expenses		25,713
Total deductions		224,323
Net increase in net assets available for benefits		1,766,551
Net assets available for benefits:		
Beginning of year		4,960,126
End of year	$	6,726,677

See the accompanying notes to these financial statements.

NOTE 1: DESCRIPTION OF PLAN

The following description of the Pacific Coast Termite, Inc. 401(k) Plan (the Plan) is provided for general information purposes only. Participants should refer to the Plan document for a more complete description of the Plan's provisions.

General

The Plan is a participant directed defined contribution plan covering all eligible employees of the Pacific Coast Termite, Inc. (the Company) with retirement benefits in accordance with section 401(k) of the Internal Revenue Code (the IRC). To be eligible to participate in the Plan, employees must have reached the age of eighteen and have completed one year of service with the Company. The Plan is subject to the provisions of the Employee Retirement Income Security Act of 1974 (ERISA). The Plan was established on January 1, 2009.

Contributions

Participants elect to have amounts withheld from their paychecks and contributed to the Plan by the Company. Participants who have attained age 50 before the end of the Plan year are eligible to make catch up contributions. Participants may also contribute amounts representing distributions from other qualified defined benefit or defined contribution plans. The Company makes matching safe-harbor contributions in an amount up to 100% of the first 3% of the participant’s contribution. Participants are required to defer money to their account in order to qualify for the match. All of the foregoing contributions are subject to limits as set by federal law.

Participant Accounts

Each participant’s account is credited with the participant’s own contributions, an allocation of the Company’s contributions, and an allocation of net earnings from investments and changes in investment values. Allocations are based on each participant’s contributions, earnings, or account balances, as defined by the Plan agreement. The benefit to which a participant is entitled is limited to the benefit that can be provided from the participant’s account. Participants select the investments into which their contributions are invested.

Vesting

Participants are always fully vested in their own contributions. Participants vest in Company contributions at the rate of 20% for each year of service until fully vested, beginning on second anniversary after date of hire. Participants are fully vested in Company contributions after six years of credited service.

Payment of Benefits

Upon termination of service for any reason, a participant is entitled to receive the value of the vested interest in his or her account as a lump-sum distribution.

NOTE 1: DESCRIPTION OF PLAN (CONTINUED)

Participant Loans

Loans to participants consist of promissory notes received from participants in exchange for the distribution of cash from the Plan. A participant is allowed to borrow a minimum of $1,000, up to one half of the vested balance of their Plan account, up to a maximum of $50,000. Loans must be repaid over no more than a five-year period with the exception of a loan for the participants' principal residence that may have a repayment period beyond five years. Principal and interest are paid ratably through payroll deductions. Loans to participants are stated at the principal amount outstanding, which approximates fair value.

NOTE 2: SUMMARY OF SIGNIFICANT ACCOUNTING POLICIES

Basis of Accounting

The accompanying financial statements are prepared using the accrual basis of accounting.

Use of Estimates

The preparation of financial statements in conformity with accounting principles generally accepted in the United States of America requires management to make estimates and assumptions which affect the reported amounts of net assets available for benefits at the date of the financial statements and the reported amounts of changes in net assets available for benefits during the reporting period. Actual results could differ from those estimates.

Investment Valuation and Income Recognition

Investments are reported at fair value. Fair Value is the price that would be received to sell an asset or paid to transfer liability in an orderly transaction between market participants at the measurement date. The Plan's Investment Committee determines the Plan's valuation policies utilizing information provided by its investment advisors, custodians, and insurance company. See Note 4 for a discussion of fair value measurements. Purchases and sales of securities are recorded on a trade-date basis. Interest income is recorded on the accrual basis. Dividends are recorded on the ex-dividend date.

Net appreciation includes the Plan's gains and losses on investments bought and sold as well as held during the year.

NOTE 2: SUMMARY OF SIGNIFICANT ACCOUNTING POLICIES (CONTINUED)

Notes Receivable from Participants

Notes receivable from participants are measured at their unpaid principal balance plus any accrued but unpaid interest. Interest income is recorded on the accrual basis. Related fees are recorded as administrative expenses and are expensed when they are incurred. No allowance for credit losses has been recorded as of December 31, 2019 or 2018.

Payment of Benefits

Benefits are recorded when paid.

NOTE 3: INFORMATION CERTIFIED BY THE CUSTODIAN (UNAUDITED)

The Plan administrator has elected the method of compliance permitted by 29 CFR 2520.103-8 of the Department of Labor's Rules and Regulations for Reporting and Disclosures under ERISA. Accordingly, Reliance Trust Company, the custodian of the Plan, has certified as being complete and accurate the following information as of December 31, 2019 and 2018 and for the year ended December 31, 2019.

- Investments and notes receivable from participants reflected on the accompanying statements of net assets available for benefits
- Net appreciation in fair value of investments, interest, dividends and interest income on notes receivable from participants reflected on the accompanying statement of changes in net assets available for benefits
- Investments reflected on the schedule of assets (held at end of year)

NOTE 4: FAIR VALUE MEASUREMENTS

Financial Accounting Standards Board (FASB) Accounting Standards Codification (ASC) Topic 820, Fair Value Measurements and Disclosures, provides the framework for measuring fair value. That framework provides a fair value hierarchy that prioritizes the inputs to valuation techniques used to measure fair value. The hierarchy gives the highest priority to unadjusted quoted prices in active markets for identical assets or liabilities (level 1 measurements) and the lowest priority to unobservable inputs (level 3 measurements). The three levels of the fair value hierarchy under FASB ASC Topic 820 are described as follows:

NOTE 4: FAIR VALUE MEASUREMENTS (CONTINUED)

Level 1) Inputs to the valuation methodology are unadjusted quoted prices for identical assets or liabilities in active markets.

Level 2) Inputs to the valuation methodology include quoted prices for similar assets or liabilities in active markets; quoted prices for identical or similar assets or liabilities in inactive markets; inputs other than quoted prices that are observable for the asset or liability; inputs that are derived principally from or corroborated by observable market data by correlation or other means. If the asset or liability has a specified (contractual) term, the level 2 input must be observable for substantially the full term of the asset or liability.

Level 3) Inputs to the valuation methodology are unobservable and significant to the fair value measurement.

The asset or liability's fair value measurement level within the fair value hierarchy is based on the lowest level of any input that is significant to the fair value measurement. Valuation techniques used need to maximize the use of observable inputs and minimize the use of unobservable inputs.

Following is a description of the valuation methodologies used for assets measured at fair value. There have been no changes in the methodologies used at December 31, 2019 and 2018.

Common/collective trust: Valued at the NAV units of a bank collective trust. The NAV, as provided by the trustee, is used as a practical expedient to estimate fair value. The NAV is based on the fair value of the underlying investments held by the fund less its liabilities. This practical expedient is not used when it is determined to be probable that the fund will sell the investment for an amount different than the reported NAV. Participant transactions (purchases and sales) may occur daily. Were the Plan to initiate a full redemption of the collective trust, the investment adviser reserves the right to temporarily delay withdrawal from the trust in order to ensure that securities liquidations will be carried out in an orderly business manner.

Registered investment companies (mutual funds): Valued at the daily closing price as reported by the fund. These funds are required to publish their daily net asset value (NAV) and to transact at that price. Mutual funds held by the Plan are open-end mutual funds that are registered with the Securities and Exchange Commission. The mutual funds held by the Plan are deemed to be actively traded.

NOTE 4: FAIR VALUE MEASUREMENTS (CONTINUED)

The valuation methods used by the Plan may produce a fair value calculation that may not be indicative of net realizable value or reflective of future fair values. Furthermore, although the Plan believes its valuation methods are appropriate and consistent with other market participants, the use of different methodologies or assumptions to determine the fair value of certain financial instruments could result in a different fair value measurement at the reporting date.

Net appreciation in fair value of investments includes net unrealized and net realized gains and losses on investments during the year and is presented net of investment expenses. Investment income is allocated to individual participant accounts based upon the participant's share of the investment fund.

As of December 31, 2019, assets in the plan, as defined by ASC Topic 820, were as follows:

	Assets at fair value as of December 31, 2019				
	Level 1	Level 2	Level 3	Total	
Common/collective trust	$ -	$ -	$ -	$ 3,795,432	*
Registered investment companies	2,690,649	-	-	2,690,649	
Total investments, at fair value	$ 2,690,649	$ -	$ -	$ 6,486,081	

As of December 31, 2018, assets in the plan, as defined by ASC Topic 820, were as follows:

	Assets at fair value as of December 31, 2018				
	Level 1	Level 2	Level 3	Total	
Common/collective trust	$ -	$ -	$ -	$ 2,906,447	*
Registered investment companies	1,820,747	-	-	1,820,747	
Total investments at fair value	$ 1,820,747	$ -	$ -	$ 4,727,194	

* In accordance with Subtopic 820-10, certain investments that were measured at net asset value per share (or its equivalent) have not been classified in the fair value hierarchy. The fair value amounts presented in this table are intended to permit reconciliation of the fair value hierarchy to the line items presented in the statements of net assets available for benefits. Gains and losses (realized and unrealized) included in changes in net assets available for benefits for the years ended December 31, 2019 and 2018 are reported in the net change in fair value of investments.

NOTE 5: PLAN TERMINATION

Although the Company expects to continue the Plan indefinitely, it has the right under the Plan to suspend its contributions at any time and to terminate the Plan subject to the provisions of ERISA. In the event of Plan termination, participants will become 100 percent vested on their accounts and all accounts will be distributed to participants.

NOTE 6: RISKS AND UNCERTAINTIES

The Plan invests in various investment securities. Investment securities are exposed to various risks such as interest rate, market, and credit risks. Due to the level of risk associated with certain investment securities, it is at least reasonably possible that changes in the values of investment securities will occur in the near term and that such changes could materially affect participants' account balances and the amounts reported in the statement of net assets available for benefits.

NOTE 7: TAX STATUS

On March 31, 2014, the IRS stated that the prototype adopted by the Plan, as then designed, qualifies under Internal Revenue Code (IRC) Section 401(a). The Plan has not received a determination letter specific to the Plan itself; however, the Plan administrator and the Plan's tax counsel believe that the Plan was designed and being operated in compliance with the applicable requirements of the IRC. Therefore, no provision for income taxes has been included in the Plan's financial statements.

GAAP requires Plan management to evaluate tax positions taken by the Plan and recognizes tax liability (or asset) if the Plan has taken an uncertain position that more likely than not would not be sustained upon examination by the applicable authorities. The Plan is subject to routine audits by taxing jurisdictions; however, there are currently no audits for any tax periods in progress. The Plan administrator believes it is no longer subject to income tax examination for years prior to 2016.

NOTE 8: PARTY-IN-INTEREST TRANSACTIONS

Certain Plan investments are managed by Reliance Trust Company. Reliance Trust Company is the custodian as defined by the Plan, and therefore, these investments and investment transactions qualifies as party-in-interest transactions. Any purchase and sales of investments in the custodian are open market transactions at fair market value. Fees incurred by the Plan for investment management services included in net appreciation in fair value of investments. These fees are paid to the investment fund manager and may include certain revenue sharing fees that are paid to Reliance Trust Company, other investment custodians and investment advisors. Additionally, the Plan sponsor, Pacific Coast Termite, Inc., is a party-in-interest to the Plan; however, there were no transactions with the Plan sponsor other than the funding of contributions to the Plan and payment of certain administrative expenses of the Plan. The Plan also allows for the issuance of notes receivable to participants in accordance with the related regulations. Such transactions are permitted under the provisions of the Plan and are exempt from the prohibition of party-in-interest transactions under ERISA.

NOTE 9: RECONCILIATION OF FINANCIAL STATEMENTS TO FROM 5500

The following is a reconciliation of net assets available for benefits per the financial statements at December 31, 2019 and 2018, to the Plan form 5500:

	2019	2018
Net assets available for benefits per the financial statements	$ 6,726,677	$ 4,960,126
Contributions receivable	-	(10,556)
Accrued interest receivable	-	(271)
Net assets available for benefits per the Form 5500	$ 6,726,677	$ 4,949,299

The following is a reconciliation of the change in net assets available for benefits per the financial statements for the year ended December 31, 2019, to Form 5500:

Change in net assets available for benefits per the financial statements	$ 1,766,551
Add: Accrued interest receivable at December 31, 2018	271
Add: Contributions receivable at December 31, 2018	10,556
Change in net assets available for benefits per the Form 5500	$ 1,777,378

NOTE 10: SUBSEQUENT EVENTS

Subsequent events are events or transactions that occur after the statement of net assets available for benefits date but before the financial statements are available to be issued. The Plan recognizes in the financial statements the effects of all subsequent events that provide additional evidence about conditions that existed at the date of the statement of net assets available for benefits, including the estimates inherent in the process of preparing the financial statements. The Plan's financial statements do not recognize subsequent events that provide evidence about conditions that did not exist at the date of the statement of net assets available for benefits but arose after the statement of net assets available for benefits date and before the financial statements are available to be issued.

The Plan has evaluated subsequent events through August 31, 2020, the date the financial statements were available to be issued. As a result of the spread of the COVID19 coronavirus, economic uncertainties have arisen which can negatively impact Plan's performance. Other financial impact could occur though such potential impact is unknown at this time.

Supplemental Schedule

PACIFIC COAST TERMITE, INC. 401(K) PLAN

EIN 20-8452549
PLAN NUMBER: 001
SCHEDULE H, LINE 4i – SCHEDULE OF ASSETS (HELD AT END OF YEAR)
DECEMBER 31, 2019

(a)	(b) Identity of Issue, Borrower, Lessor or Similar Party	(c) Description of Investment	(d) Cost	(e) Current Value
	Registered Investment Companies			
	Wells Fargo Special Mc Val	Registered Investment Company	**	$ 117,704
	Vanguard Info Tech Idx	Registered Investment Company	**	129,146
	Vanguard Health Care Fund ADM	Registered Investment Company	**	1,793
	Goldman Sachs US Mortgages	Registered Investment Company	**	34,810
	Amerfunds Amer Balanced	Registered Investment Company	**	105,557
	Vanguard Total Intl BD IDX	Registered Investment Company	**	64,632
	Western Asset Core Plus BD	Registered Investment Company	**	91,651
	T Rowe Price Blue Chip GR	Registered Investment Company	**	549,422
	The Hartford Midcap Fund	Registered Investment Company	**	106,068
	Vanguard 500 Index Fund	Registered Investment Company	**	174,647
	Dimensional Global EQTY	Registered Investment Company	**	12,392
	Vanguard Dev MKT Index	Registered Investment Company	**	3,673
	Vanguard Mid Cap Index	Registered Investment Company	**	48,732
	Janus Henderson Venture Fund	Registered Investment Company	**	380,468
	IVY Emerging Markets Equity N	Registered Investment Company	**	244,947
	Fid Adv Divers International	Registered Investment Company	**	1,431
	Columbia Overseas Value	Registered Investment Company	**	80,656
	Lord Abbett High Yield Fund	Registered Investment Company	**	7,636
	AMB Bridgeway LG Cap Val	Registered Investment Company	**	193,629
	PRI Real Estate Securities	Registered Investment Company	**	92,022
	WF Special Small Cap Value	Registered Investment Company	**	244,679
	Vanguard Small Cap Index ADMR	Registered Investment Company	**	4,954
	Total Registered Investment Companies			2,690,649
	Common/Collective Trusts			
	Invesco Stable Asset- ADPZ	Common/Collective Trust	**	432,136
	Flexpath IDX MOD 2045	Common/Collective Trust	**	224
	Flexpath Idx+ Agg 2055	Common/Collective Trust	**	970,234
	Flexpath Idx+ Agg 2045	Common/Collective Trust	**	1,176,933
	Flexpath Idx+ Agg 2025	Common/Collective Trust	**	265,143
	Flexpath Idx+ Agg 2035	Common/Collective Trust	**	950,762
	Total Common/Collective Trusts			3,795,432
*	Participant Loans	Interest rates at 5.25% ~ 7.5%	$0	240,596
	Total investments			$ 6,726,677

* Denotes party-in-interest
** Not applicable as all investments are participant-directed

PACIFIC COAST TERMITE, INC. 401(K) PLAN

FINANCIAL STATEMENTS AND SUPPLEMENTAL SCHEDULE

DECEMBER 31, 2019 AND 2018 AND FOR THE YEAR ENDED DECEMBER 31, 2019

LEE CPA
AUDIT GROUP

Table of Contents

Independent Auditors' Report 1

Financial Statements

Statements of Net Assets Available for Benefits 3
Statement of Changes in Net Assets Available for Benefits 4
Notes to the Financial Statements 5

Supplemental Schedule

Schedule H, Line 4i – Schedule of Assets (Held at End of Year) 14

LEE CPA
AUDIT GROUP

5056 Sunrise Blvd., Suite B1 Fair Oaks, CA 95628
www.leecpagroup.com
916-347-7855

INDEPENDENT AUDITORS' REPORT

To the Pacific Coast Termite, Inc. 401(k) Plan Sponsor
Orange, CA

Report on the Financial Statements

We were engaged to audit the accompanying financial statements of Pacific Coast Termite, Inc. 401(k) Plan (the Plan), which comprise the statement of net assets available for benefits as of December 31, 2019, and the related statement of changes in net assets available for benefits for the year ended December 31, 2019, and the related notes to the financial statements.

Management's Responsibility for the Financial Statements

Management is responsible for the preparation and fair presentation of these financial statements in accordance with accounting principles generally accepted in the United States of America. This includes the design, implementation, and maintenance of internal control relevant to the preparation and fair presentation of financial statements that are free from material misstatement, whether due to fraud or error.

Auditors' Responsibility

Our responsibility is to express an opinion on these financial statements based on conducting the audit in accordance with auditing standards generally accepted in the United States of America. Because of the matter described in the Basis for Disclaimer of Opinion paragraph, however, we were not able to obtain sufficient appropriate audit evidence to provide a basis for an audit opinion.

Basis for Disclaimer of Opinion

As permitted by 29 CFR 2520.103-8 of the Department of Labor's (DOL) Rules and Regulations for Reporting and Disclosure under the Employee Retirement Income Security Act of 1974 (ERISA), the plan administrator instructed us not to perform, and we did not perform, any auditing procedures with respect to the information summarized in Note 3, which was certified by Reliance Trust Company, the custodian of the plan, except for comparing such information with the related information included in the financial statements. We have been informed by the plan administrator that the custodian holds the plan's investment assets and executes investment transactions. The plan administrator has obtained a certification from the custodian as of December 31, 2019, and for the year ended December 31, 2019, that the information provided to the plan administrator by the custodian is complete and accurate.

Disclaimer of Opinion

Because of the significance of the matter described in the Basis for Disclaimer of Opinion paragraph, we have not been able to obtain sufficient appropriate audit evidence to provide a basis for an audit opinion. Accordingly, we do not express an opinion on these financial statements.

Other Matter – Supplementary Information

The supplemental Schedule H, Line 4i – Schedule of Assets (Held at End of Year) as of December 31, 2019, is required by the DOL's Rules and Regulations for Reporting and Disclosure under ERISA and is presented for the purpose of additional analysis and is not a required part of the financial statements. Because of the significance of the matter described in the Basis for Disclaimer of Opinion paragraph, we do not express an opinion on this supplemental schedule.

Other Matter – 2018 Financial Statements

The financial statements of the plan as of December 31, 2018, were audited by predecessor auditors. As permitted by 29 CFR 2520. 103-8 of the Department of Labor's Rules and regulations for Reporting and Disclosure under the Employee Retirement Income Security Act of 1974 (ERISA), the plan administrator instructed the predecessor auditors not to perform, and they did not perform, any auditing procedures with respect to the information certified by the trustee. Their report, dated October 9, 2019, indicated that (a) because of the significance of the information that they did not audit, they were not able to obtain sufficient appropriate audit evidence to provide a basis for an audit opinion and, accordingly, they did not express an opinion on the financial statements, and (b) the form and content of the information included in the financial statements other than that derived from the certified investment information were presented in compliance with Department of Labor's Rules and Regulations for Reporting and Disclosure under ERISA.

Report on Form and Content in Compliance with DOL Rules and Regulations

The form and content of the information included in the financial statements and supplemental schedule, other than that derived from the information certified by the custodian, have been audited by us in accordance with auditing standards generally accepted in the United States of America and, in our opinion, are presented in compliance with the DOL's Rules and Regulations for Reporting and Disclosure under ERISA.



Fair Oaks, California
August 31, 2020

PACIFIC COAST TERMITE, INC. 401(K) PLAN

STATEMENTS OF NET ASSETS AVAILABLE FOR BENEFITS
DECEMBER 31, 2019 AND 2018

ASSETS

	2019	2018
Investments, at fair value:		
Common/collective trusts (note 4)	$ 3,795,432	$ 2,906,447
Registered investment companies (note 4)	2,690,649	1,820,747
Total investments	6,486,081	4,727,194
Receivables		
Employer contributions	-	4,137
Participant contributions	-	6,419
Accured interest	-	271
Notes receivable from participants	240,596	222,105
Total receivables	240,596	232,932
Total assets	6,726,677	4,960,126
Net assets available for benefits	$ 6,726,677	$ 4,960,126

See the accompanying notes to these financial statements.

PACIFIC COAST TERMITE, INC. 401(K) PLAN

STATEMENT OF CHANGES IN NET ASSETS AVAILABLE FOR BENEFITS
FOR THE YEAR ENDED DECEMBER 31, 2019

Additions:		
Investment income:		
Net appreciation in fair value of investments	$	1,126,488
Interest and dividends		75,513
Net investment gain		1,202,001
Contributions:		
Employer		277,062
Participant		466,468
Rollover		45,343
Total contributions		788,873
Total additions		1,990,874
Deductions:		
Benefits paid to participants		195,852
Certain deemed distributions of participant loans		2,758
Expenses		25,713
Total deductions		224,323
Net increase in net assets available for benefits		1,766,551
Net assets available for benefits:		
Beginning of year		4,960,126
End of year	$	6,726,677

See the accompanying notes to these financial statements.

NOTE 1: DESCRIPTION OF PLAN

The following description of the Pacific Coast Termite, Inc. 401(k) Plan (the Plan) is provided for general information purposes only. Participants should refer to the Plan document for a more complete description of the Plan's provisions.

General

The Plan is a participant directed defined contribution plan covering all eligible employees of the Pacific Coast Termite, Inc. (the Company) with retirement benefits in accordance with section 401(k) of the Internal Revenue Code (the IRC). To be eligible to participate in the Plan, employees must have reached the age of eighteen and have completed one year of service with the Company. The Plan is subject to the provisions of the Employee Retirement Income Security Act of 1974 (ERISA). The Plan was established on January 1, 2009.

Contributions

Participants elect to have amounts withheld from their paychecks and contributed to the Plan by the Company. Participants who have attained age 50 before the end of the Plan year are eligible to make catch up contributions. Participants may also contribute amounts representing distributions from other qualified defined benefit or defined contribution plans. The Company makes matching safe-harbor contributions in an amount up to 100% of the first 3% of the participant’s contribution. Participants are required to defer money to their account in order to qualify for the match. All of the foregoing contributions are subject to limits as set by federal law.

Participant Accounts

Each participant’s account is credited with the participant’s own contributions, an allocation of the Company’s contributions, and an allocation of net earnings from investments and changes in investment values. Allocations are based on each participant’s contributions, earnings, or account balances, as defined by the Plan agreement. The benefit to which a participant is entitled is limited to the benefit that can be provided from the participant’s account. Participants select the investments into which their contributions are invested.

Vesting

Participants are always fully vested in their own contributions. Participants vest in Company contributions at the rate of 20% for each year of service until fully vested, beginning on second anniversary after date of hire. Participants are fully vested in Company contributions after six years of credited service.

Payment of Benefits

Upon termination of service for any reason, a participant is entitled to receive the value of the vested interest in his or her account as a lump-sum distribution.

NOTE 1: DESCRIPTION OF PLAN (CONTINUED)

Participant Loans

Loans to participants consist of promissory notes received from participants in exchange for the distribution of cash from the Plan. A participant is allowed to borrow a minimum of $1,000, up to one half of the vested balance of their Plan account, up to a maximum of $50,000. Loans must be repaid over no more than a five-year period with the exception of a loan for the participants' principal residence that may have a repayment period beyond five years. Principal and interest are paid ratably through payroll deductions. Loans to participants are stated at the principal amount outstanding, which approximates fair value.

NOTE 2: SUMMARY OF SIGNIFICANT ACCOUNTING POLICIES

Basis of Accounting

The accompanying financial statements are prepared using the accrual basis of accounting.

Use of Estimates

The preparation of financial statements in conformity with accounting principles generally accepted in the United States of America requires management to make estimates and assumptions which affect the reported amounts of net assets available for benefits at the date of the financial statements and the reported amounts of changes in net assets available for benefits during the reporting period. Actual results could differ from those estimates.

Investment Valuation and Income Recognition

Investments are reported at fair value. Fair Value is the price that would be received to sell an asset or paid to transfer liability in an orderly transaction between market participants at the measurement date. The Plan's Investment Committee determines the Plan's valuation policies utilizing information provided by its investment advisors, custodians, and insurance company. See Note 4 for a discussion of fair value measurements. Purchases and sales of securities are recorded on a trade-date basis. Interest income is recorded on the accrual basis. Dividends are recorded on the ex-dividend date.

Net appreciation includes the Plan's gains and losses on investments bought and sold as well as held during the year.

NOTE 2: SUMMARY OF SIGNIFICANT ACCOUNTING POLICIES (CONTINUED)

Notes Receivable from Participants

Notes receivable from participants are measured at their unpaid principal balance plus any accrued but unpaid interest. Interest income is recorded on the accrual basis. Related fees are recorded as administrative expenses and are expensed when they are incurred. No allowance for credit losses has been recorded as of December 31, 2019 or 2018.

Payment of Benefits

Benefits are recorded when paid.

NOTE 3: INFORMATION CERTIFIED BY THE CUSTODIAN (UNAUDITED)

The Plan administrator has elected the method of compliance permitted by 29 CFR 2520.103-8 of the Department of Labor's Rules and Regulations for Reporting and Disclosures under ERISA. Accordingly, Reliance Trust Company, the custodian of the Plan, has certified as being complete and accurate the following information as of December 31, 2019 and 2018 and for the year ended December 31, 2019.

- Investments and notes receivable from participants reflected on the accompanying statements of net assets available for benefits
- Net appreciation in fair value of investments, interest, dividends and interest income on notes receivable from participants reflected on the accompanying statement of changes in net assets available for benefits
- Investments reflected on the schedule of assets (held at end of year)

NOTE 4: FAIR VALUE MEASUREMENTS

Financial Accounting Standards Board (FASB) Accounting Standards Codification (ASC) Topic 820, Fair Value Measurements and Disclosures, provides the framework for measuring fair value. That framework provides a fair value hierarchy that prioritizes the inputs to valuation techniques used to measure fair value. The hierarchy gives the highest priority to unadjusted quoted prices in active markets for identical assets or liabilities (level 1 measurements) and the lowest priority to unobservable inputs (level 3 measurements). The three levels of the fair value hierarchy under FASB ASC Topic 820 are described as follows:

NOTE 4: FAIR VALUE MEASUREMENTS (CONTINUED)

Level 1) Inputs to the valuation methodology are unadjusted quoted prices for identical assets or liabilities in active markets.

Level 2) Inputs to the valuation methodology include quoted prices for similar assets or liabilities in active markets; quoted prices for identical or similar assets or liabilities in inactive markets; inputs other than quoted prices that are observable for the asset or liability; inputs that are derived principally from or corroborated by observable market data by correlation or other means. If the asset or liability has a specified (contractual) term, the level 2 input must be observable for substantially the full term of the asset or liability.

Level 3) Inputs to the valuation methodology are unobservable and significant to the fair value measurement.

The asset or liability's fair value measurement level within the fair value hierarchy is based on the lowest level of any input that is significant to the fair value measurement. Valuation techniques used need to maximize the use of observable inputs and minimize the use of unobservable inputs.

Following is a description of the valuation methodologies used for assets measured at fair value. There have been no changes in the methodologies used at December 31, 2019 and 2018.

Common/collective trust: Valued at the NAV units of a bank collective trust. The NAV, as provided by the trustee, is used as a practical expedient to estimate fair value. The NAV is based on the fair value of the underlying investments held by the fund less its liabilities. This practical expedient is not used when it is determined to be probable that the fund will sell the investment for an amount different than the reported NAV. Participant transactions (purchases and sales) may occur daily. Were the Plan to initiate a full redemption of the collective trust, the investment adviser reserves the right to temporarily delay withdrawal from the trust in order to ensure that securities liquidations will be carried out in an orderly business manner.

Registered investment companies (mutual funds): Valued at the daily closing price as reported by the fund. These funds are required to publish their daily net asset value (NAV) and to transact at that price. Mutual funds held by the Plan are open-end mutual funds that are registered with the Securities and Exchange Commission. The mutual funds held by the Plan are deemed to be actively traded.

NOTE 4: FAIR VALUE MEASUREMENTS (CONTINUED)

The valuation methods used by the Plan may produce a fair value calculation that may not be indicative of net realizable value or reflective of future fair values. Furthermore, although the Plan believes its valuation methods are appropriate and consistent with other market participants, the use of different methodologies or assumptions to determine the fair value of certain financial instruments could result in a different fair value measurement at the reporting date.

Net appreciation in fair value of investments includes net unrealized and net realized gains and losses on investments during the year and is presented net of investment expenses. Investment income is allocated to individual participant accounts based upon the participant's share of the investment fund.

As of December 31, 2019, assets in the plan, as defined by ASC Topic 820, were as follows:

	Assets at fair value as of December 31, 2019				
	Level 1	Level 2	Level 3	Total	
Common/collective trust	$ -	$ -	$ -	$ 3,795,432	*
Registered investment companies	2,690,649	-	-	2,690,649	
Total investments, at fair value	$ 2,690,649	$ -	$ -	$ 6,486,081	

As of December 31, 2018, assets in the plan, as defined by ASC Topic 820, were as follows:

	Assets at fair value as of December 31, 2018				
	Level 1	Level 2	Level 3	Total	
Common/collective trust	$ -	$ -	$ -	$ 2,906,447	*
Registered investment companies	1,820,747	-	-	1,820,747	
Total investments at fair value	$ 1,820,747	$ -	$ -	$ 4,727,194	

* In accordance with Subtopic 820-10, certain investments that were measured at net asset value per share (or its equivalent) have not been classified in the fair value hierarchy. The fair value amounts presented in this table are intended to permit reconciliation of the fair value hierarchy to the line items presented in the statements of net assets available for benefits. Gains and losses (realized and unrealized) included in changes in net assets available for benefits for the years ended December 31, 2019 and 2018 are reported in the net change in fair value of investments.

NOTE 5: PLAN TERMINATION

Although the Company expects to continue the Plan indefinitely, it has the right under the Plan to suspend its contributions at any time and to terminate the Plan subject to the provisions of ERISA. In the event of Plan termination, participants will become 100 percent vested on their accounts and all accounts will be distributed to participants.

NOTE 6: RISKS AND UNCERTAINTIES

The Plan invests in various investment securities. Investment securities are exposed to various risks such as interest rate, market, and credit risks. Due to the level of risk associated with certain investment securities, it is at least reasonably possible that changes in the values of investment securities will occur in the near term and that such changes could materially affect participants' account balances and the amounts reported in the statement of net assets available for benefits.

NOTE 7: TAX STATUS

On March 31, 2014, the IRS stated that the prototype adopted by the Plan, as then designed, qualifies under Internal Revenue Code (IRC) Section 401(a). The Plan has not received a determination letter specific to the Plan itself; however, the Plan administrator and the Plan's tax counsel believe that the Plan was designed and being operated in compliance with the applicable requirements of the IRC. Therefore, no provision for income taxes has been included in the Plan's financial statements.

GAAP requires Plan management to evaluate tax positions taken by the Plan and recognizes tax liability (or asset) if the Plan has taken an uncertain position that more likely than not would not be sustained upon examination by the applicable authorities. The Plan is subject to routine audits by taxing jurisdictions; however, there are currently no audits for any tax periods in progress. The Plan administrator believes it is no longer subject to income tax examination for years prior to 2016.

NOTE 8: PARTY-IN-INTEREST TRANSACTIONS

Certain Plan investments are managed by Reliance Trust Company. Reliance Trust Company is the custodian as defined by the Plan, and therefore, these investments and investment transactions qualifies as party-in-interest transactions. Any purchase and sales of investments in the custodian are open market transactions at fair market value. Fees incurred by the Plan for investment management services included in net appreciation in fair value of investments. These fees are paid to the investment fund manager and may include certain revenue sharing fees that are paid to Reliance Trust Company, other investment custodians and investment advisors. Additionally, the Plan sponsor, Pacific Coast Termite, Inc., is a party-in-interest to the Plan; however, there were no transactions with the Plan sponsor other than the funding of contributions to the Plan and payment of certain administrative expenses of the Plan. The Plan also allows for the issuance of notes receivable to participants in accordance with the related regulations. Such transactions are permitted under the provisions of the Plan and are exempt from the prohibition of party-in-interest transactions under ERISA.

NOTE 9: RECONCILIATION OF FINANCIAL STATEMENTS TO FROM 5500

The following is a reconciliation of net assets available for benefits per the financial statements at December 31, 2019 and 2018, to the Plan form 5500:

	2019	2018
Net assets available for benefits per the financial statements	$ 6,726,677	$ 4,960,126
Contributions receivable	-	(10,556)
Accrued interest receivable	-	(271)
Net assets available for benefits per the Form 5500	$ 6,726,677	$ 4,949,299

The following is a reconciliation of the change in net assets available for benefits per the financial statements for the year ended December 31, 2019, to Form 5500:

Change in net assets available for benefits per the financial statements	$ 1,766,551
Add: Accrued interest receivable at December 31, 2018	271
Add: Contributions receivable at December 31, 2018	10,556
Change in net assets available for benefits per the Form 5500	$ 1,777,378

NOTE 10: SUBSEQUENT EVENTS

Subsequent events are events or transactions that occur after the statement of net assets available for benefits date but before the financial statements are available to be issued. The Plan recognizes in the financial statements the effects of all subsequent events that provide additional evidence about conditions that existed at the date of the statement of net assets available for benefits, including the estimates inherent in the process of preparing the financial statements. The Plan's financial statements do not recognize subsequent events that provide evidence about conditions that did not exist at the date of the statement of net assets available for benefits but arose after the statement of net assets available for benefits date and before the financial statements are available to be issued.

The Plan has evaluated subsequent events through August 31, 2020, the date the financial statements were available to be issued. As a result of the spread of the COVID19 coronavirus, economic uncertainties have arisen which can negatively impact Plan's performance. Other financial impact could occur though such potential impact is unknown at this time.

Supplemental Schedule

PACIFIC COAST TERMITE, INC. 401(K) PLAN

EIN 20-8452549
PLAN NUMBER: 001
SCHEDULE H, LINE 4i – SCHEDULE OF ASSETS (HELD AT END OF YEAR)
DECEMBER 31, 2019

(a)	(b) Identity of Issue, Borrower, Lessor or Similar Party	(c) Description of Investment	(d) Cost	(e) Current Value
	Registered Investment Companies			
	Wells Fargo Special Mc Val	Registered Investment Company	**	$ 117,704
	Vanguard Info Tech Idx	Registered Investment Company	**	129,146
	Vanguard Health Care Fund ADM	Registered Investment Company	**	1,793
	Goldman Sachs US Mortgages	Registered Investment Company	**	34,810
	Amerfunds Amer Balanced	Registered Investment Company	**	105,557
	Vanguard Total Intl BD IDX	Registered Investment Company	**	64,632
	Western Asset Core Plus BD	Registered Investment Company	**	91,651
	T Rowe Price Blue Chip GR	Registered Investment Company	**	549,422
	The Hartford Midcap Fund	Registered Investment Company	**	106,068
	Vanguard 500 Index Fund	Registered Investment Company	**	174,647
	Dimensional Global EQTY	Registered Investment Company	**	12,392
	Vanguard Dev MKT Index	Registered Investment Company	**	3,673
	Vanguard Mid Cap Index	Registered Investment Company	**	48,732
	Janus Henderson Venture Fund	Registered Investment Company	**	380,468
	IVY Emerging Markets Equity N	Registered Investment Company	**	244,947
	Fid Adv Divers International	Registered Investment Company	**	1,431
	Columbia Overseas Value	Registered Investment Company	**	80,656
	Lord Abbett High Yield Fund	Registered Investment Company	**	7,636
	AMB Bridgeway LG Cap Val	Registered Investment Company	**	193,629
	PRI Real Estate Securities	Registered Investment Company	**	92,022
	WF Special Small Cap Value	Registered Investment Company	**	244,679
	Vanguard Small Cap Index ADMR	Registered Investment Company	**	4,954
	Total Registered Investment Companies			2,690,649
	Common/Collective Trusts			
	Invesco Stable Asset- ADPZ	Common/Collective Trust	**	432,136
	Flexpath IDX MOD 2045	Common/Collective Trust	**	224
	Flexpath Idx+ Agg 2055	Common/Collective Trust	**	970,234
	Flexpath Idx+ Agg 2045	Common/Collective Trust	**	1,176,933
	Flexpath Idx+ Agg 2025	Common/Collective Trust	**	265,143
	Flexpath Idx+ Agg 2035	Common/Collective Trust	**	950,762
	Total Common/Collective Trusts			3,795,432
*	Participant Loans	Interest rates at 5.25% ~ 7.5%	$0	240,596
	Total investments			$ 6,726,677

* Denotes party-in-interest
** Not applicable as all investments are participant-directed

SCHEDULE H (Form 5500)	Financial Information	OMB No. 1210-0110
Department of the Treasury Internal Revenue Service Department of Labor Employee Benefits Security Administration Pension Benefit Guaranty Corporation	This schedule is required to be filed under section 104 of the Employee Retirement Income Security Act of 1974 (ERISA), and section 6058(a) of the Internal Revenue Code (the Code). ▶ **File as an attachment to Form 5500.**	**2019** **This Form is Open to Public Inspection**

For calendar plan year 2019 or fiscal plan year beginning and ending

A Name of plan	**B** Three-digit plan number (PN) ▶
C Plan sponsor's name as shown on line 2a of Form 5500	**D** Employer Identification Number (EIN)

Part I Asset and Liability Statement

1 Current value of plan assets and liabilities at the beginning and end of the plan year. Combine the value of plan assets held in more than one trust. Report the value of the plan's interest in a commingled fund containing the assets of more than one plan on a line-by-line basis unless the value is reportable on lines 1c(9) through 1c(14). Do not enter the value of that portion of an insurance contract which guarantees, during this plan year, to pay a specific dollar benefit at a future date. **Round off amounts to the nearest dollar.** MTIAs, CCTs, PSAs, and 103-12 IEs do not complete lines 1b(1), 1b(2), 1c(8), 1g, 1h, and 1i. CCTs, PSAs, and 103-12 IEs also do not complete lines 1d and 1e. See instructions.

Assets		(a) Beginning of Year	(b) End of Year
a Total noninterest-bearing cash	1a		
b Receivables (less allowance for doubtful accounts):			
(1) Employer contributions	1b(1)		
(2) Participant contributions	1b(2)		
(3) Other	1b(3)		
c General investments:			
(1) Interest-bearing cash (include money market accounts & certificates of deposit)	1c(1)		
(2) U.S. Government securities	1c(2)		
(3) Corporate debt instruments (other than employer securities):			
(A) Preferred	1c(3)(A)		
(B) All other	1c(3)(B)		
(4) Corporate stocks (other than employer securities):			
(A) Preferred	1c(4)(A)		
(B) Common	1c(4)(B)		
(5) Partnership/joint venture interests	1c(5)		
(6) Real estate (other than employer real property)	1c(6)		
(7) Loans (other than to participants)	1c(7)		
(8) Participant loans	1c(8)		
(9) Value of interest in common/collective trusts	1c(9)		
(10) Value of interest in pooled separate accounts	1c(10)		
(11) Value of interest in master trust investment accounts	1c(11)		
(12) Value of interest in 103-12 investment entities	1c(12)		
(13) Value of interest in registered investment companies (e.g., mutual funds)	1c(13)		
(14) Value of funds held in insurance company general account (unallocated contracts)	1c(14)		
(15) Other	1c(15)		

			(a) Beginning of Year	**(b)** End of Year
1d	Employer-related investments:			
	(1) Employer securities	**1d(1)**		
	(2) Employer real property	**1d(2)**		
e	Buildings and other property used in plan operation	**1e**		
f	Total assets (add all amounts in lines 1a through 1e)	**1f**		
	Liabilities			
g	Benefit claims payable	**1g**		
h	Operating payables	**1h**		
i	Acquisition indebtedness	**1i**		
j	Other liabilities	**1j**		
k	Total liabilities (add all amounts in lines 1g through1j)	**1k**		
	Net Assets			
l	Net assets (subtract line 1k from line 1f)	**1l**		

Part II Income and Expense Statement

2 Plan income, expenses, and changes in net assets for the year. Include all income and expenses of the plan, including any trust(s) or separately maintained fund(s) and any payments/receipts to/from insurance carriers. Round off amounts to the nearest dollar. MTIAs, CCTs, PSAs, and 103-12 IEs do not complete lines 2a, 2b(1)(E), 2e, 2f, and 2g.

	Income		**(a)** Amount	**(b)** Total
a	**Contributions:**			
	(1) Received or receivable in cash from: **(A)** Employers	**2a(1)(A)**		
	(B) Participants	**2a(1)(B)**		
	(C) Others (including rollovers)	**2a(1)(C)**		
	(2) Noncash contributions	**2a(2)**		
	(3) Total contributions. Add lines **2a(1)(A), (B), (C),** and line **2a(2)**	**2a(3)**		
b	**Earnings on investments:**			
	(1) Interest:			
	(A) Interest-bearing cash (including money market accounts and certificates of deposit)	**2b(1)(A)**		
	(B) U.S. Government securities	**2b(1)(B)**		
	(C) Corporate debt instruments	**2b(1)(C)**		
	(D) Loans (other than to participants)	**2b(1)(D)**		
	(E) Participant loans	**2b(1)(E)**		
	(F) Other	**2b(1)(F)**		
	(G) Total interest. Add lines **2b(1)(A)** through **(F)**	**2b(1)(G)**		
	(2) Dividends: **(A)** Preferred stock	**2b(2)(A)**		
	(B) Common stock	**2b(2)(B)**		
	(C) Registered investment company shares (e.g. mutual funds)	**2b(2)(C)**		
	(D) Total dividends. Add lines **2b(2)(A)**, **(B)**, and **(C)**	**2b(2)(D)**		
	(3) Rents	**2b(3)**		
	(4) Net gain (loss) on sale of assets: **(A)** Aggregate proceeds	**2b(4)(A)**		
	(B) Aggregate carrying amount (see instructions)	**2b(4)(B)**		
	(C) Subtract line **2b(4)(B)** from line **2b(4)(A)** and enter result	**2b(4)(C)**		
	(5) Unrealized appreciation (depreciation) of assets: **(A)** Real estate	**2b(5)(A)**		
	(B) Other	**2b(5)(B)**		
	(C) Total unrealized appreciation of assets. Add lines **2b(5)(A)** and **(B)**	**2b(5)(C)**		

		(a) Amount	(b) Total
(6) Net investment gain (loss) from common/collective trusts	2b(6)		
(7) Net investment gain (loss) from pooled separate accounts	2b(7)		
(8) Net investment gain (loss) from master trust investment accounts	2b(8)		
(9) Net investment gain (loss) from 103-12 investment entities	2b(9)		
(10) Net investment gain (loss) from registered investment companies (e.g., mutual funds)	2b(10)		
c Other income	2c		
d Total income. Add all **income** amounts in column (b) and enter total	2d		
Expenses			
e Benefit payment and payments to provide benefits:			
(1) Directly to participants or beneficiaries, including direct rollovers	2e(1)		
(2) To insurance carriers for the provision of benefits	2e(2)		
(3) Other	2e(3)		
(4) Total benefit payments. Add lines **2e(1)** through **(3)**	2e(4)		
f Corrective distributions (see instructions)	2f		
g Certain deemed distributions of participant loans (see instructions)	2g		
h Interest expense	2h		
i Administrative expenses: **(1)** Professional fees	2i(1)		
(2) Contract administrator fees	2i(2)		
(3) Investment advisory and management fees	2i(3)		
(4) Other	2i(4)		
(5) Total administrative expenses. Add lines **2i(1)** through **(4)**	2i(5)		
j Total expenses. Add all **expense** amounts in column (b) and enter total	2j		
Net Income and Reconciliation			
k Net income (loss). Subtract line **2j** from line **2d**	2k		
l Transfers of assets:			
(1) To this plan	2l(1)		
(2) From this plan	2l(2)		

Part III Accountant's Opinion

3 Complete lines 3a through 3c if the opinion of an independent qualified public accountant is attached to this Form 5500. Complete line 3d if an opinion is not attached.

a The attached opinion of an independent qualified public accountant for this plan is (see instructions):

(1) ☐ Unmodified **(2)** ☐ Qualified **(3)** ☐ Disclaimer **(4)** ☐ Adverse

b Did the accountant perform a limited scope audit pursuant to 29 CFR 2520.103-8 and/or 103-12(d)? ☐ Yes ☐ No

c Enter the name and EIN of the accountant (or accounting firm) below:

(1) Name: **(2)** EIN:

d The opinion of an independent qualified public accountant is **not attached** because:

(1) ☐ This form is filed for a CCT, PSA, or MTIA. **(2)** ☐ It will be attached to the next Form 5500 pursuant to 29 CFR 2520.104-50.

Part IV Compliance Questions

4 CCTs and PSAs do not complete Part IV. MTIAs, 103-12 IEs, and GIAs do not complete lines 4a, 4e, 4f, 4g, 4h, 4k, 4m, 4n, or 5. 103-12 IEs also do not complete lines 4j and 4l. MTIAs also do not complete line 4l.

During the plan year:

		Yes	No	Amount
a Was there a failure to transmit to the plan any participant contributions within the time period described in 29 CFR 2510.3-102? Continue to answer "Yes" for any prior year failures until fully corrected. (See instructions and DOL's Voluntary Fiduciary Correction Program.)	4a			
b Were any loans by the plan or fixed income obligations due the plan in default as of the close of the plan year or classified during the year as uncollectible? Disregard participant loans secured by participant's account balance. (Attach Schedule G (Form 5500) Part I if "Yes" is checked.)	4b			

			Yes	No	Amount
c	Were any leases to which the plan was a party in default or classified during the year as uncollectible? (Attach Schedule G (Form 5500) Part II if "Yes" is checked.)	**4c**			
d	Were there any nonexempt transactions with any party-in-interest? (Do not include transactions reported on line 4a. Attach Schedule G (Form 5500) Part III if "Yes" is checked.)	**4d**			
e	Was this plan covered by a fidelity bond?	**4e**			
f	Did the plan have a loss, whether or not reimbursed by the plan's fidelity bond, that was caused by fraud or dishonesty?	**4f**			
g	Did the plan hold any assets whose current value was neither readily determinable on an established market nor set by an independent third party appraiser?	**4g**			
h	Did the plan receive any noncash contributions whose value was neither readily determinable on an established market nor set by an independent third party appraiser?	**4h**			
i	Did the plan have assets held for investment? (Attach schedule(s) of assets if "Yes" is checked, and see instructions for format requirements.)	**4i**			
j	Were any plan transactions or series of transactions in excess of 5% of the current value of plan assets? (Attach schedule of transactions if "Yes" is checked, and see instructions for format requirements.)	**4j**			
k	Were all the plan assets either distributed to participants or beneficiaries, transferred to another plan, or brought under the control of the PBGC?	**4k**			
l	Has the plan failed to provide any benefit when due under the plan?	**4l**			
m	If this is an individual account plan, was there a blackout period? (See instructions and 29 CFR 2520.101-3.)	**4m**			
n	If 4m was answered "Yes," check the "Yes" box if you either provided the required notice or one of the exceptions to providing the notice applied under 29 CFR 2520.101-3.	**4n**			

5a Has a resolution to terminate the plan been adopted during the plan year or any prior plan year? ☐ Yes ☐ No

If "Yes," enter the amount of any plan assets that reverted to the employer this year _____.

5b If, during this plan year, any assets or liabilities were transferred from this plan to another plan(s), identify the plan(s) to which assets or liabilities were transferred. (See instructions.)

5b(1) Name of plan(s)	**5b(2)** EIN(s)	**5b(3)** PN(s)

5c If the plan is a defined benefit plan, is it covered under the PBGC insurance program (See ERISA section 4021.)? ..... ☐ Yes ☐ No ☐ Not determined

If "Yes" is checked, enter the My PAA confirmation number from the PBGC premium filing for this plan year_____. (See instructions.)

Attachment to 2019 Form 5500
Schedule H, line 4i - Schedule of Assets (Held at End of Year)

Plan Name PACIFIC COAST TERMITE, INC. 401(K) PLAN **EIN:** 20-8452549

Plan Sponsor's Name PACIFIC COAST TERMITE, INC. **PN:** 001

(a)	(b) Identity of issue, borrower, lessor, or similar party	(c) Description of investment including maturity date, rate of interest, collateral, par, or maturity value.	(d) Cost	(e) Current value
	PARTICIPANT LOANS	INTEREST RATES (5.25% TO 7.50%)		240,596
	WELLS FARGO SPECIAL MC VAL R6	REGISTERED INVESTMENT COMPANY		117,704
	VANGUARD INFO TECH IDX ADMIRAL	REGISTERED INVESTMENT COMPANY		129,146
	VANGUARD HEALTH CARE FUND ADM	REGISTERED INVESTMENT COMPANY		1,793
	GOLDMAN SACHS US MORTGAGES R6	REGISTERED INVESTMENT COMPANY		34,810
	AMERFUNDS AMER BALANCED - R6	REGISTERED INVESTMENT COMPANY		105,557
	VANGUARD TOTAL INTL BD IDX ADM	REGISTERED INVESTMENT COMPANY		64,632

Attachment to 2019 Form 5500
Schedule H, line 4i - Schedule of Assets (Held at End of Year)

Plan Name PACIFIC COAST TERMITE, INC. 401(K) PLAN **EIN:** 20-8452549

Plan Sponsor's Name PACIFIC COAST TERMITE, INC. **PN:** 001

(a)	(b) Identity of issue, borrower, lessor, or similar party	(c) Description of investment including maturity date, rate of interest, collateral, par, or maturity value.	(d) Cost	(e) Current value
	WESTERN ASSET CORE PLUS BD IS	REGISTERED INVESTMENT COMPANY		91,651
	T ROWE PRICE BLUE CHIP GR I	REGISTERED INVESTMENT COMPANY		549,422
	THE HARTFORD MIDCAP FUND - R6	REGISTERED INVESTMENT COMPANY		106,068
	VANGUARD 500 INDEX FUND - ADM	REGISTERED INVESTMENT COMPANY		174,647
	DIMENSIONAL GLOBAL EQTY - INST	REGISTERED INVESTMENT COMPANY		12,392
	VANGUARD DEV MKT INDEX ADMIRAL	REGISTERED INVESTMENT COMPANY		3,673
	VANGUARD MID CAP INDEX - ADM	REGISTERED INVESTMENT COMPANY		48,732

Attachment to 2019 Form 5500
Schedule H, line 4i - Schedule of Assets (Held at End of Year)

Plan Name PACIFIC COAST TERMITE, INC. 401(K) PLAN **EIN:** 20-8452549

Plan Sponsor's Name PACIFIC COAST TERMITE, INC. **PN:** 001

(a)	(b) Identity of issue, borrower, lessor, or similar party	(c) Description of investment including maturity date, rate of interest, collateral, par, or maturity value.	(d) Cost	(e) Current value
	JANUS HENDERSON VENTURE FUND-N	REGISTERED INVESTMENT COMPANY		380,468
	IVY EMERGING MARKETS EQUITY N	REGISTERED INVESTMENT COMPANY		244,947
	FID ADV DIVERS INTERNATIONAL Z	REGISTERED INVESTMENT COMPANY		1,431
	COLUMBIA OVERSEAS VALUE I3	REGISTERED INVESTMENT COMPANY		80,656
	LORD ABBETT HIGH YIELD FUND R6	REGISTERED INVESTMENT COMPANY		7,636
	AMB BRIDGEWAY LG CAP VAL R5	REGISTERED INVESTMENT COMPANY		193,629
	PRI REAL ESTATE SECURITIES R6	REGISTERED INVESTMENT COMPANY		92,022

Attachment to 2019 Form 5500
Schedule H, line 4i - Schedule of Assets (Held at End of Year)

Plan Name PACIFIC COAST TERMITE, INC. 401(K) PLAN **EIN:** 20-8452549

Plan Sponsor's Name PACIFIC COAST TERMITE, INC. **PN:** 001

(a)	(b) Identity of issue, borrower, lessor, or similar party	(c) Description of investment including maturity date, rate of interest, collateral, par, or maturity value.	(d) Cost	(e) Current value
	WF SPECIAL SMALL CAP VALUE R6	REGISTERED INVESTMENT COMPANY		244,679
	VANGUARD SMALL CAP INDEX ADMRL	REGISTERED INVESTMENT COMPANY		4,955
	INVESCO STABLE ASSET - ADPZ	COMMON/COLLECTIVE TRUST		432,136
	FLEXPATH IDX MOD 2045 R1	COMMON/COLLECTIVE TRUST		224
	FLEXPATH IDX AGG 2025 R1	COMMON/COLLECTIVE TRUST		265,143
	FLEXPATH IDX AGG 2035 R1	COMMON/COLLECTIVE TRUST		950,761
	FLEXPATH IDX AGG 2045 R1	COMMON/COLLECTIVE TRUST		1,176,933

Attachment to 2019 Form 5500
Schedule H, line 4i - Schedule of Assets (Held at End of Year)

Plan Name PACIFIC COAST TERMITE, INC. 401(K) PLAN **EIN:** 20-8452549

Plan Sponsor's Name PACIFIC COAST TERMITE, INC. **PN:** 001

(a)	(b) Identity of issue, borrower, lessor, or similar party	(c) Description of investment including maturity date, rate of interest, collateral, par, or maturity value.	(d) Cost	(e) Current value
	FLEXPATH IDX AGG 2055 R1	COMMON/COLLECTIVE TRUST		970,234