Form 5500

Department of the Treasury
Internal Revenue Service

Department of Labor
Employee Benefits Security Administration

Pension Benefit Guaranty Corporation

Annual Return/Report of Employee Benefit Plan

This form is required to be filed for employee benefit plans under sections 104 and 4065 of the Employee Retirement Income Security Act of 1974 (ERISA) and sections 6057(b) and 6058(a) of the Internal Revenue Code (the Code).

▶ **Complete all entries in accordance with the instructions to the Form 5500.**

OMB Nos. 1210-0110
1210-0089

2020

This Form is Open to Public Inspection

Part I Annual Report Identification Information

For calendar plan year 2020 or fiscal plan year beginning 01/01/2020 and ending 12/31/2020

A This return/report is for:
- [ ] a multiemployer plan
- [ ] a multiple-employer plan (Filers checking this box must attach a list of participating employer information in accordance with the form instructions.)
- [X] a single-employer plan
- [ ] a DFE (specify) ____

B This return/report is:
- [ ] the first return/report
- [ ] the final return/report
- [ ] an amended return/report
- [ ] a short plan year return/report (less than 12 months)

C If the plan is a collectively-bargained plan, check here. . . . . ▶ [X]

D Check box if filing under:
- [X] Form 5558
- [ ] automatic extension
- [ ] the DFVC program
- [ ] special extension (enter description)

Part II Basic Plan Information—enter all requested information

1a Name of plan
THE SALARY THRIFT SAVINGS PLAN FOR EMPLOYEES OF LAPHAM-HICKEY STEEL CORP

1b Three-digit plan number (PN) ▶ 003

1c Effective date of plan 07/01/1984

2a Plan sponsor's name (employer, if for a single-employer plan)
Mailing address (include room, apt., suite no. and street, or P.O. Box)
City or town, state or province, country, and ZIP or foreign postal code (if foreign, see instructions)
LAPHAM-HICKEY STEEL CORP.

5500 WEST 73RD STREET
BEDFORD PARK, IL 60638-6506

2b Employer Identification Number (EIN) 36-2338813

2c Plan Sponsor's telephone number 708-496-6111

2d Business code (see instructions) 423500

Caution: A penalty for the late or incomplete filing of this return/report will be assessed unless reasonable cause is established.

Under penalties of perjury and other penalties set forth in the instructions, I declare that I have examined this return/report, including accompanying schedules, statements and attachments, as well as the electronic version of this return/report, and to the best of my knowledge and belief, it is true, correct, and complete.

SIGN HERE	Filed with authorized/valid electronic signature.	09/15/2021	MICHAEL PILARCZYK
	Signature of plan administrator	Date	Enter name of individual signing as plan administrator
SIGN HERE			
	Signature of employer/plan sponsor	Date	Enter name of individual signing as employer or plan sponsor
SIGN HERE			
	Signature of DFE	Date	Enter name of individual signing as DFE

3a Plan administrator's name and address [X] Same as Plan Sponsor

3b Administrator's EIN

3c Administrator's telephone number

4 If the name and/or EIN of the plan sponsor or the plan name has changed since the last return/report filed for this plan, enter the plan sponsor's name, EIN, the plan name and the plan number from the last return/report:
a Sponsor's name
c Plan Name

4b EIN

4d PN

5 Total number of participants at the beginning of the plan year	**5**	778
6 Number of participants as of the end of the plan year unless otherwise stated (welfare plans complete only lines **6a(1), 6a(2), 6b, 6c,** and **6d**).		
a(1) Total number of active participants at the beginning of the plan year	**6a(1)**	636
a(2) Total number of active participants at the end of the plan year	**6a(2)**	594
b Retired or separated participants receiving benefits	**6b**	3
c Other retired or separated participants entitled to future benefits	**6c**	113
d Subtotal. Add lines **6a(2)**, **6b**, and **6c**	**6d**	710
e Deceased participants whose beneficiaries are receiving or are entitled to receive benefits.	**6e**	3
f Total. Add lines **6d** and **6e**	**6f**	713
g Number of participants with account balances as of the end of the plan year (only defined contribution plans complete this item)	**6g**	573
h Number of participants who terminated employment during the plan year with accrued benefits that were less than 100% vested	**6h**	44
7 Enter the total number of employers obligated to contribute to the plan (only multiemployer plans complete this item)	**7**	

8a If the plan provides pension benefits, enter the applicable pension feature codes from the List of Plan Characteristics Codes in the instructions:

2E 2F 2G 2J 2K 2T 3D

b If the plan provides welfare benefits, enter the applicable welfare feature codes from the List of Plan Characteristics Codes in the instructions:

9a Plan funding arrangement (check all that apply)

- **(1)** [ ] Insurance
- **(2)** [ ] Code section 412(e)(3) insurance contracts
- **(3)** [X] Trust
- **(4)** [ ] General assets of the sponsor

9b Plan benefit arrangement (check all that apply)

- **(1)** [X] Insurance
- **(2)** [ ] Code section 412(e)(3) insurance contracts
- **(3)** [ ] Trust
- **(4)** [ ] General assets of the sponsor

10 Check all applicable boxes in 10a and 10b to indicate which schedules are attached, and, where indicated, enter the number attached. (See instructions)

a Pension Schedules

- **(1)** [X] **R** (Retirement Plan Information)
- **(2)** [ ] **MB** (Multiemployer Defined Benefit Plan and Certain Money Purchase Plan Actuarial Information) - signed by the plan actuary
- **(3)** [ ] **SB** (Single-Employer Defined Benefit Plan Actuarial Information) - signed by the plan actuary

b General Schedules

- **(1)** [X] **H** (Financial Information)
- **(2)** [ ] **I** (Financial Information – Small Plan)
- **(3)** [X] 1 **A** (Insurance Information)
- **(4)** [X] **C** (Service Provider Information)
- **(5)** [X] **D** (DFE/Participating Plan Information)
- **(6)** [ ] **G** (Financial Transaction Schedules)

Part III Form M-1 Compliance Information (to be completed by welfare benefit plans)

11a If the plan provides welfare benefits, was the plan subject to the Form M-1 filing requirements during the plan year? (See instructions and 29 CFR 2520.101-2.) ..... ☐ Yes ☐ No

If "Yes" is checked, complete lines 11b and 11c.

11b Is the plan currently in compliance with the Form M-1 filing requirements? (See instructions and 29 CFR 2520.101-2.) ..... ☐ Yes ☐ No

11c Enter the Receipt Confirmation Code for the 2020 Form M-1 annual report. If the plan was not required to file the 2020 Form M-1 annual report, enter the Receipt Confirmation Code for the most recent Form M-1 that was required to be filed under the Form M-1 filing requirements. (Failure to enter a valid Receipt Confirmation Code will subject the Form 5500 filing to rejection as incomplete.)

Receipt Confirmation Code_____

SCHEDULE A
(Form 5500)

Department of the Treasury
Internal Revenue Service

Department of Labor
Employee Benefits Security Administration

Pension Benefit Guaranty Corporation

Insurance Information

This schedule is required to be filed under section 104 of the Employee Retirement Income Security Act of 1974 (ERISA).

▶ **File as an attachment to Form 5500.**

▶ Insurance companies are required to provide the information pursuant to ERISA section 103(a)(2).

OMB No. 1210-0110

2020

This Form is Open to Public Inspection

For calendar plan year 2020 or fiscal plan year beginning 01/01/2020 and ending 12/31/2020

A Name of plan
THE SALARY THRIFT SAVINGS PLAN FOR EMPLOYEES OF LAPHAM-HICKEY STEEL CORP

B Three-digit plan number (PN) ▶ 003

C Plan sponsor's name as shown on line 2a of Form 5500
LAPHAM-HICKEY STEEL CORP.

D Employer Identification Number (EIN)
36-2338813

Part I **Information Concerning Insurance Contract Coverage, Fees, and Commissions** Provide information for each contract on a separate Schedule A. Individual contracts grouped as a unit in Parts II and III can be reported on a single Schedule A.

1 Coverage Information:

(a) Name of insurance carrier
MASSMUTUAL LIFE INSURANCE CO.

(b) EIN	**(c)** NAIC code	**(d)** Contract or identification number	**(e)** Approximate number of persons covered at end of policy or contract year	Policy or contract year	
				(f) From	**(g)** To
04-1590850	65935	GA-849448	573	01/01/2020	12/31/2020

2 Insurance fee and commission information. Enter the total fees and total commissions paid. List in line 3 the agents, brokers, and other persons in descending order of the amount paid.

(a) Total amount of commissions paid	**(b)** Total amount of fees paid
0	0

3 Persons receiving commissions and fees. (Complete as many entries as needed to report all persons).

(a) Name and address of the agent, broker, or other person to whom commissions or fees were paid

(b) Amount of sales and base commissions paid	Fees and other commissions paid		
	(c) Amount	**(d)** Purpose	**(e)** Organization code

(a) Name and address of the agent, broker, or other person to whom commissions or fees were paid

(b) Amount of sales and base commissions paid	Fees and other commissions paid		
	(c) Amount	**(d)** Purpose	**(e)** Organization code

(a) Name and address of the agent, broker, or other person to whom commissions or fees were paid

(b) Amount of sales and base commissions paid	Fees and other commissions paid		**(e)** Organization code
	(c) Amount	**(d)** Purpose	

(a) Name and address of the agent, broker, or other person to whom commissions or fees were paid

(b) Amount of sales and base commissions paid	Fees and other commissions paid		**(e)** Organization code
	(c) Amount	**(d)** Purpose	

(a) Name and address of the agent, broker, or other person to whom commissions or fees were paid

(b) Amount of sales and base commissions paid	Fees and other commissions paid		**(e)** Organization code
	(c) Amount	**(d)** Purpose	

(a) Name and address of the agent, broker, or other person to whom commissions or fees were paid

(b) Amount of sales and base commissions paid	Fees and other commissions paid		**(e)** Organization code
	(c) Amount	**(d)** Purpose	

(a) Name and address of the agent, broker, or other person to whom commissions or fees were paid

(b) Amount of sales and base commissions paid	Fees and other commissions paid		**(e)** Organization code
	(c) Amount	**(d)** Purpose	

Part II Investment and Annuity Contract Information

Where individual contracts are provided, the entire group of such individual contracts with each carrier may be treated as a unit for purposes of this report.

4	Current value of plan's interest under this contract in the general account at year end	**4**	0
5	Current value of plan's interest under this contract in separate accounts at year end	**5**	48163762

6 Contracts With Allocated Funds:

a State the basis of premium rates ▶

b	Premiums paid to carrier	**6b**	
c	Premiums due but unpaid at the end of the year	**6c**	
d	If the carrier, service, or other organization incurred any specific costs in connection with the acquisition or retention of the contract or policy, enter amount. Specify nature of costs ▶	**6d**	

e Type of contract: (1) ☐ individual policies (2) ☐ group deferred annuity (3) ☐ other (specify) ▶

f If contract purchased, in whole or in part, to distribute benefits from a terminating plan, check here ▶ ☐

7 Contracts With Unallocated Funds (Do not include portions of these contracts maintained in separate accounts)

a Type of contract: (1) ☐ deposit administration (2) ☐ immediate participation guarantee (3) ☐ guaranteed investment (4) ☐ other ▶

b	Balance at the end of the previous year			**7b**	
c	Additions: (1) Contributions deposited during the year	**7c(1)**			
	(2) Dividends and credits	**7c(2)**			
	(3) Interest credited during the year	**7c(3)**			
	(4) Transferred from separate account	**7c(4)**			
	(5) Other (specify below) ▶	**7c(5)**			
	(6) Total additions			**7c(6)**	
d	Total of balance and additions (add lines **7b** and **7c(6)**)			**7d**	
e	Deductions:				
	(1) Disbursed from fund to pay benefits or purchase annuities during year	**7e(1)**			
	(2) Administration charge made by carrier	**7e(2)**			
	(3) Transferred to separate account	**7e(3)**			
	(4) Other (specify below) ▶	**7e(4)**			
	(5) Total deductions			**7e(5)**	
f	Balance at the end of the current year (subtract line **7e(5)** from line **7d**)			**7f**	

Part III Welfare Benefit Contract Information

If more than one contract covers the same group of employees of the same employer(s) or members of the same employee organizations(s), the information may be combined for reporting purposes if such contracts are experience-rated as a unit. Where contracts cover individual employees, the entire group of such individual contracts with each carrier may be treated as a unit for purposes of this report.

8 Benefit and contract type (check all applicable boxes)

a ☐ Health (other than dental or vision) **b** ☐ Dental **c** ☐ Vision **d** ☐ Life insurance

e ☐ Temporary disability (accident and sickness) **f** ☐ Long-term disability **g** ☐ Supplemental unemployment **h** ☐ Prescription drug

i ☐ Stop loss (large deductible) **j** ☐ HMO contract **k** ☐ PPO contract **l** ☐ Indemnity contract

m ☐ Other (specify) ▶

9 Experience-rated contracts:				
a Premiums: (1) Amount received	**9a(1)**			
(2) Increase (decrease) in amount due but unpaid	**9a(2)**			
(3) Increase (decrease) in unearned premium reserve	**9a(3)**			
(4) Earned (**(1)** + **(2)** - **(3)**)			**9a(4)**	
b Benefit charges (1) Claims paid	**9b(1)**			
(2) Increase (decrease) in claim reserves	**9b(2)**			
(3) Incurred claims (add **(1)** and **(2)**)			**9b(3)**	
(4) Claims charged			**9b(4)**	
c Remainder of premium: (1) Retention charges (on an accrual basis) --				
(A) Commissions	**9c(1)(A)**			
(B) Administrative service or other fees	**9c(1)(B)**			
(C) Other specific acquisition costs	**9c(1)(C)**			
(D) Other expenses	**9c(1)(D)**			
(E) Taxes	**9c(1)(E)**			
(F) Charges for risks or other contingencies	**9c(1)(F)**			
(G) Other retention charges	**9c(1)(G)**			
(H) Total retention			**9c(1)(H)**	
(2) Dividends or retroactive rate refunds. (These amounts were ☐ paid in cash, or ☐ credited.)			**9c(2)**	
d Status of policyholder reserves at end of year: (1) Amount held to provide benefits after retirement			**9d(1)**	
(2) Claim reserves			**9d(2)**	
(3) Other reserves			**9d(3)**	
e Dividends or retroactive rate refunds due. (Do not include amount entered in line **9c(2)**.)			**9e**	
10 Nonexperience-rated contracts:				
a Total premiums or subscription charges paid to carrier			**10a**	
b If the carrier, service, or other organization incurred any specific costs in connection with the acquisition or retention of the contract or policy, other than reported in Part I, line 2 above, report amount.			**10b**	

Specify nature of costs.

Part IV Provision of Information

11 Did the insurance company fail to provide any information necessary to complete Schedule A? ☐ Yes ☐ No

12 If the answer to line 11 is "Yes," specify the information not provided. ▶

SCHEDULE C (Form 5500)	Service Provider Information	OMB No. 1210-0110
Department of the Treasury Internal Revenue Service Department of Labor Employee Benefits Security Administration Pension Benefit Guaranty Corporation	This schedule is required to be filed under section 104 of the Employee Retirement Income Security Act of 1974 (ERISA). ▶ **File as an attachment to Form 5500.**	**2020** **This Form is Open to Public Inspection.**

For calendar plan year 2020 or fiscal plan year beginning 01/01/2020 and ending 12/31/2020

A Name of plan
THE SALARY THRIFT SAVINGS PLAN FOR EMPLOYEES OF LAPHAM-HICKEY STEEL CORP

B Three-digit plan number (PN) ▶ 003

C Plan sponsor's name as shown on line 2a of Form 5500
LAPHAM-HICKEY STEEL CORP.

D Employer Identification Number (EIN)
36-2338813

Part I Service Provider Information (see instructions)

You must complete this Part, in accordance with the instructions, to report the information required for **each person** who received, directly or indirectly, $5,000 or more in total compensation (i.e., money or anything else of monetary value) in connection with services rendered to the plan or the person's position with the plan during the plan year. If a person received **only** eligible indirect compensation for which the plan received the required disclosures, you are required to answer line 1 but are not required to include that person when completing the remainder of this Part.

1 Information on Persons Receiving Only Eligible Indirect Compensation

a Check "Yes" or "No" to indicate whether you are excluding a person from the remainder of this Part because they received only eligible indirect compensation for which the plan received the required disclosures (see instructions for definitions and conditions).. . . . . ☐ Yes ☒ No

b If you answered line 1a "Yes," enter the name and EIN or address of each person providing the required disclosures for the service providers who received only eligible indirect compensation. Complete as many entries as needed (see instructions).

(b) Enter name and EIN or address of person who provided you disclosures on eligible indirect compensation

(b) Enter name and EIN or address of person who provided you disclosures on eligible indirect compensation

(b) Enter name and EIN or address of person who provided you disclosures on eligible indirect compensation

(b) Enter name and EIN or address of person who provided you disclosures on eligible indirect compensation

(b) Enter name and EIN or address of person who provided you disclosures on eligible indirect compensation

(b) Enter name and EIN or address of person who provided you disclosures on eligible indirect compensation

(b) Enter name and EIN or address of person who provided you disclosures on eligible indirect compensation

(b) Enter name and EIN or address of person who provided you disclosures on eligible indirect compensation

(b) Enter name and EIN or address of person who provided you disclosures on eligible indirect compensation

(b) Enter name and EIN or address of person who provided you disclosures on eligible indirect compensation

(b) Enter name and EIN or address of person who provided you disclosures on eligible indirect compensation

(b) Enter name and EIN or address of person who provided you disclosures on eligible indirect compensation

2. Information on Other Service Providers Receiving Direct or Indirect Compensation. Except for those persons for whom you answered "Yes" to line 1a above, complete as many entries as needed to list each person receiving, directly or indirectly, $5,000 or more in total compensation (i.e., money or anything else of value) in connection with services rendered to the plan or their position with the plan during the plan year. (See instructions).

(a) Enter name and EIN or address (see instructions)

MASSMUTUAL LIFE INSURANCE CO

04-1590850

(b) Service Code(s)	(c) Relationship to employer, employee organization, or person known to be a party-in-interest	(d) Enter direct compensation paid by the plan. If none, enter -0-.	(e) Did service provider receive indirect compensation? (sources other than plan or plan sponsor)	(f) Did indirect compensation include eligible indirect compensation, for which the plan received the required disclosures?	(g) Enter total indirect compensation received by service provider excluding eligible indirect compensation for which you answered "Yes" to element (f). If none, enter -0-.	(h) Did the service provider give you a formula instead of an amount or estimated amount?
15 37 38 49 62 64 65 99 50	N/A	63312	Yes [X] No [ ]	Yes [X] No [ ]	0	Yes [X] No [ ]

(a) Enter name and EIN or address (see instructions)

MERRILL LYNCH PIERCE FENNER SMITH

13-5674085

(b) Service Code(s)	(c) Relationship to employer, employee organization, or person known to be a party-in-interest	(d) Enter direct compensation paid by the plan. If none, enter -0-.	(e) Did service provider receive indirect compensation? (sources other than plan or plan sponsor)	(f) Did indirect compensation include eligible indirect compensation, for which the plan received the required disclosures?	(g) Enter total indirect compensation received by service provider excluding eligible indirect compensation for which you answered "Yes" to element (f). If none, enter -0-.	(h) Did the service provider give you a formula instead of an amount or estimated amount?
55	N/A	21715	Yes [ ] No [ ]	Yes [ ] No [ ]		Yes [ ] No [ ]

(a) Enter name and EIN or address (see instructions)

CLIFTONLARSONALLEN LLP

41-0746749

(b) Service Code(s)	(c) Relationship to employer, employee organization, or person known to be a party-in-interest	(d) Enter direct compensation paid by the plan. If none, enter -0-.	(e) Did service provider receive indirect compensation? (sources other than plan or plan sponsor)	(f) Did indirect compensation include eligible indirect compensation, for which the plan received the required disclosures?	(g) Enter total indirect compensation received by service provider excluding eligible indirect compensation for which you answered "Yes" to element (f). If none, enter -0-.	(h) Did the service provider give you a formula instead of an amount or estimated amount?
10	N/A	14125	Yes [ ] No [X]	Yes [ ] No [ ]		Yes [ ] No [ ]

2. Information on Other Service Providers Receiving Direct or Indirect Compensation. Except for those persons for whom you answered "Yes" to line 1a above, complete as many entries as needed to list each person receiving, directly or indirectly, $5,000 or more in total compensation (i.e., money or anything else of value) in connection with services rendered to the plan or their position with the plan during the plan year. (See instructions).

(a) Enter name and EIN or address (see instructions)

MASSMUTUAL RETIREMENT SERVICES, LLC

26-1589907

(b) Service Code(s)	(c) Relationship to employer, employee organization, or person known to be a party-in-interest	(d) Enter direct compensation paid by the plan. If none, enter -0-.	(e) Did service provider receive indirect compensation? (sources other than plan or plan sponsor)	(f) Did indirect compensation include eligible indirect compensation, for which the plan received the required disclosures?	(g) Enter total indirect compensation received by service provider excluding eligible indirect compensation for which you answered "Yes" to element (f). If none, enter -0-.	(h) Did the service provider give you a formula instead of an amount or estimated amount?
15 37 38 49 50 62 64 65 72 99	N/A	400	Yes [X] No [ ]	Yes [X] No [ ]	14822	Yes [ ] No [X]

(a) Enter name and EIN or address (see instructions)

BANK OF AMERICA CORPORATION

94-1687665

(b) Service Code(s)	(c) Relationship to employer, employee organization, or person known to be a party-in-interest	(d) Enter direct compensation paid by the plan. If none, enter -0-.	(e) Did service provider receive indirect compensation? (sources other than plan or plan sponsor)	(f) Did indirect compensation include eligible indirect compensation, for which the plan received the required disclosures?	(g) Enter total indirect compensation received by service provider excluding eligible indirect compensation for which you answered "Yes" to element (f). If none, enter -0-.	(h) Did the service provider give you a formula instead of an amount or estimated amount?
52 59 60 63 72	N/A	0	Yes [X] No [ ]	Yes [ ] No [X]	23396	Yes [ ] No [X]

(a) Enter name and EIN or address (see instructions)

RELIANCE TRUST COMPANY

58-1428634

(b) Service Code(s)	(c) Relationship to employer, employee organization, or person known to be a party-in-interest	(d) Enter direct compensation paid by the plan. If none, enter -0-.	(e) Did service provider receive indirect compensation? (sources other than plan or plan sponsor)	(f) Did indirect compensation include eligible indirect compensation, for which the plan received the required disclosures?	(g) Enter total indirect compensation received by service provider excluding eligible indirect compensation for which you answered "Yes" to element (f). If none, enter -0-.	(h) Did the service provider give you a formula instead of an amount or estimated amount?
19 25 99	N/A	0	Yes [X] No [ ]	Yes [ ] No [X]	325	Yes [ ] No [X]

Part I Service Provider Information (continued)

3. If you reported on line 2 receipt of indirect compensation, other than eligible indirect compensation, by a service provider, and the service provider is a fiduciary or provides contract administrator, consulting, custodial, investment advisory, investment management, broker, or recordkeeping services, answer the following questions for (a) each source from whom the service provider received $1,000 or more in indirect compensation and (b) each source for whom the service provider gave you a formula used to determine the indirect compensation instead of an amount or estimated amount of the indirect compensation. Complete as many entries as needed to report the required information for each source.

(a) Enter service provider name as it appears on line 2	**(b)** Service Codes (see instructions)	**(c)** Enter amount of indirect compensation
MASSMUTUAL RETIREMENT SERVICES LLC	15	14822

(d) Enter name and EIN (address) of source of indirect compensation	**(e)** Describe the indirect compensation, including any formula used to determine the service provider's eligibility for or the amount of the indirect compensation.
BANK OF AMERICA CORPORATION 94-1687665	SEE ATTACHED FORM 5500 SCHEDULE C REPORT

(a) Enter service provider name as it appears on line 2	**(b)** Service Codes (see instructions)	**(c)** Enter amount of indirect compensation
RELIANCE TRUST COMPANY	19 25 99	325

(d) Enter name and EIN (address) of source of indirect compensation	**(e)** Describe the indirect compensation, including any formula used to determine the service provider's eligibility for or the amount of the indirect compensation.
MASSMUTUAL RETIREMENT SERVICES, LLC 26-1589907	SEE ATTACHED FORM 5500 SCHEDULE C REPORT

(a) Enter service provider name as it appears on line 2	**(b)** Service Codes (see instructions)	**(c)** Enter amount of indirect compensation
BANK OF AMERICA CORPORATION	52 59 60 63	23396

(d) Enter name and EIN (address) of source of indirect compensation	**(e)** Describe the indirect compensation, including any formula used to determine the service provider's eligibility for or the amount of the indirect compensation.
SEE ATTACHED SCHEDULE C REPORT 94-1687665	SEE ATTACHED FORM 5500 SCHEDULE C REPORT

Part II Service Providers Who Fail or Refuse to Provide Information

4 Provide, to the extent possible, the following information for each service provider who failed or refused to provide the information necessary to complete this Schedule.

(a) Enter name and EIN or address of service provider (see instructions)	**(b)** Nature of Service Code(s)	**(c)** Describe the information that the service provider failed or refused to provide

(a) Enter name and EIN or address of service provider (see instructions)	**(b)** Nature of Service Code(s)	**(c)** Describe the information that the service provider failed or refused to provide

(a) Enter name and EIN or address of service provider (see instructions)	**(b)** Nature of Service Code(s)	**(c)** Describe the information that the service provider failed or refused to provide

(a) Enter name and EIN or address of service provider (see instructions)	**(b)** Nature of Service Code(s)	**(c)** Describe the information that the service provider failed or refused to provide

(a) Enter name and EIN or address of service provider (see instructions)	**(b)** Nature of Service Code(s)	**(c)** Describe the information that the service provider failed or refused to provide

(a) Enter name and EIN or address of service provider (see instructions)	**(b)** Nature of Service Code(s)	**(c)** Describe the information that the service provider failed or refused to provide

Part III	**Termination Information on Accountants and Enrolled Actuaries (see instructions)** (complete as many entries as needed)

a Name:

b EIN:

c Position:

d Address:

e Telephone:

Explanation:

a Name:

b EIN:

c Position:

d Address:

e Telephone:

Explanation:

a Name:

b EIN:

c Position:

d Address:

e Telephone:

Explanation:

a Name:

b EIN:

c Position:

d Address:

e Telephone:

Explanation:

a Name:

b EIN:

c Position:

d Address:

e Telephone:

Explanation:

SCHEDULE D (Form 5500)

Department of the Treasury
Internal Revenue Service

Department of Labor
Employee Benefits Security Administration

DFE/Participating Plan Information

This schedule is required to be filed under section 104 of the Employee Retirement Income Security Act of 1974 (ERISA).

▶ **File as an attachment to Form 5500.**

OMB No. 1210-0110

2020

This Form is Open to Public Inspection.

For calendar plan year 2020 or fiscal plan year beginning 01/01/2020 and ending 12/31/2020

A Name of plan
THE SALARY THRIFT SAVINGS PLAN FOR EMPLOYEES OF LAPHAM-HICKEY STEEL CORP

B Three-digit plan number (PN) ▶ 003

C Plan or DFE sponsor's name as shown on line 2a of Form 5500
LAPHAM-HICKEY STEEL CORP.

D Employer Identification Number (EIN)
36-2338813

Part I **Information on interests in MTIAs, CCTs, PSAs, and 103-12 IEs (to be completed by plans and DFEs)**
(Complete as many entries as needed to report all interests in DFEs)

a Name of MTIA, CCT, PSA, or 103-12 IE: PUTNAM STABLE VALUE FUND

b Name of sponsor of entity listed in (a): PUTNAM FIDUCIARY TRUST COMPANY

c EIN-PN	**d** Entity code	**e** Dollar value of interest in MTIA, CCT, PSA, or 103-12 IE at end of year (see instructions)
04-3159710-202	C	0

a Name of MTIA, CCT, PSA, or 103-12 IE: SEPARATE INVESTMENT ACCOUNT

b Name of sponsor of entity listed in (a): MASSMUTUAL LIFE INSURANCE COMPANY

c EIN-PN	**d** Entity code	**e** Dollar value of interest in MTIA, CCT, PSA, or 103-12 IE at end of year (see instructions)
04-1590850-000	P	48163762

a Name of MTIA, CCT, PSA, or 103-12 IE:

b Name of sponsor of entity listed in (a):

c EIN-PN	**d** Entity code	**e** Dollar value of interest in MTIA, CCT, PSA, or 103-12 IE at end of year (see instructions)

a Name of MTIA, CCT, PSA, or 103-12 IE:

b Name of sponsor of entity listed in (a):

c EIN-PN	**d** Entity code	**e** Dollar value of interest in MTIA, CCT, PSA, or 103-12 IE at end of year (see instructions)

a Name of MTIA, CCT, PSA, or 103-12 IE:

b Name of sponsor of entity listed in (a):

c EIN-PN	**d** Entity code	**e** Dollar value of interest in MTIA, CCT, PSA, or 103-12 IE at end of year (see instructions)

a Name of MTIA, CCT, PSA, or 103-12 IE:

b Name of sponsor of entity listed in (a):

c EIN-PN	**d** Entity code	**e** Dollar value of interest in MTIA, CCT, PSA, or 103-12 IE at end of year (see instructions)

a Name of MTIA, CCT, PSA, or 103-12 IE:

b Name of sponsor of entity listed in (a):

c EIN-PN	**d** Entity code	**e** Dollar value of interest in MTIA, CCT, PSA, or 103-12 IE at end of year (see instructions)

a Name of MTIA, CCT, PSA, or 103-12 IE:

b Name of sponsor of entity listed in (a):

c EIN-PN	**d** Entity code	**e** Dollar value of interest in MTIA, CCT, PSA, or 103-12 IE at end of year (see instructions)

a Name of MTIA, CCT, PSA, or 103-12 IE:

b Name of sponsor of entity listed in (a):

c EIN-PN	**d** Entity code	**e** Dollar value of interest in MTIA, CCT, PSA, or 103-12 IE at end of year (see instructions)

a Name of MTIA, CCT, PSA, or 103-12 IE:

b Name of sponsor of entity listed in (a):

c EIN-PN	**d** Entity code	**e** Dollar value of interest in MTIA, CCT, PSA, or 103-12 IE at end of year (see instructions)

a Name of MTIA, CCT, PSA, or 103-12 IE:

b Name of sponsor of entity listed in (a):

c EIN-PN	**d** Entity code	**e** Dollar value of interest in MTIA, CCT, PSA, or 103-12 IE at end of year (see instructions)

a Name of MTIA, CCT, PSA, or 103-12 IE:

b Name of sponsor of entity listed in (a):

c EIN-PN	**d** Entity code	**e** Dollar value of interest in MTIA, CCT, PSA, or 103-12 IE at end of year (see instructions)

a Name of MTIA, CCT, PSA, or 103-12 IE:

b Name of sponsor of entity listed in (a):

c EIN-PN	**d** Entity code	**e** Dollar value of interest in MTIA, CCT, PSA, or 103-12 IE at end of year (see instructions)

a Name of MTIA, CCT, PSA, or 103-12 IE:

b Name of sponsor of entity listed in (a):

c EIN-PN	**d** Entity code	**e** Dollar value of interest in MTIA, CCT, PSA, or 103-12 IE at end of year (see instructions)

a Name of MTIA, CCT, PSA, or 103-12 IE:

b Name of sponsor of entity listed in (a):

c EIN-PN	**d** Entity code	**e** Dollar value of interest in MTIA, CCT, PSA, or 103-12 IE at end of year (see instructions)

a Name of MTIA, CCT, PSA, or 103-12 IE:

b Name of sponsor of entity listed in (a):

c EIN-PN	**d** Entity code	**e** Dollar value of interest in MTIA, CCT, PSA, or 103-12 IE at end of year (see instructions)

a Name of MTIA, CCT, PSA, or 103-12 IE:

b Name of sponsor of entity listed in (a):

c EIN-PN	**d** Entity code	**e** Dollar value of interest in MTIA, CCT, PSA, or 103-12 IE at end of year (see instructions)

a Name of MTIA, CCT, PSA, or 103-12 IE:

b Name of sponsor of entity listed in (a):

c EIN-PN	**d** Entity code	**e** Dollar value of interest in MTIA, CCT, PSA, or 103-12 IE at end of year (see instructions)

Part II **Information on Participating Plans (to be completed by DFEs)**
(Complete as many entries as needed to report all participating plans)

a Plan name	
b Name of plan sponsor	**c** EIN-PN
a Plan name	
b Name of plan sponsor	**c** EIN-PN
a Plan name	
b Name of plan sponsor	**c** EIN-PN
a Plan name	
b Name of plan sponsor	**c** EIN-PN
a Plan name	
b Name of plan sponsor	**c** EIN-PN
a Plan name	
b Name of plan sponsor	**c** EIN-PN
a Plan name	
b Name of plan sponsor	**c** EIN-PN
a Plan name	
b Name of plan sponsor	**c** EIN-PN
a Plan name	
b Name of plan sponsor	**c** EIN-PN
a Plan name	
b Name of plan sponsor	**c** EIN-PN
a Plan name	
b Name of plan sponsor	**c** EIN-PN
a Plan name	
b Name of plan sponsor	**c** EIN-PN
a Plan name	
b Name of plan sponsor	**c** EIN-PN

SCHEDULE H (Form 5500)

Department of the Treasury
Internal Revenue Service

Department of Labor
Employee Benefits Security Administration

Pension Benefit Guaranty Corporation

Financial Information

This schedule is required to be filed under section 104 of the Employee Retirement Income Security Act of 1974 (ERISA), and section 6058(a) of the Internal Revenue Code (the Code).

▶ **File as an attachment to Form 5500.**

OMB No. 1210-0110

2020

This Form is Open to Public Inspection

For calendar plan year 2020 or fiscal plan year beginning 01/01/2020 and ending 12/31/2020

A Name of plan
THE SALARY THRIFT SAVINGS PLAN FOR EMPLOYEES OF LAPHAM-HICKEY STEEL CORP

B Three-digit plan number (PN) ▶ 003

C Plan sponsor's name as shown on line 2a of Form 5500
LAPHAM-HICKEY STEEL CORP.

D Employer Identification Number (EIN)
36-2338813

Part I Asset and Liability Statement

1 Current value of plan assets and liabilities at the beginning and end of the plan year. Combine the value of plan assets held in more than one trust. Report the value of the plan's interest in a commingled fund containing the assets of more than one plan on a line-by-line basis unless the value is reportable on lines 1c(9) through 1c(14). Do not enter the value of that portion of an insurance contract which guarantees, during this plan year, to pay a specific dollar benefit at a future date. **Round off amounts to the nearest dollar.** MTIAs, CCTs, PSAs, and 103-12 IEs do not complete lines 1b(1), 1b(2), 1c(8), 1g, 1h, and 1i. CCTs, PSAs, and 103-12 IEs also do not complete lines 1d and 1e. See instructions.

Assets		(a) Beginning of Year	(b) End of Year
a Total noninterest-bearing cash	1a		
b Receivables (less allowance for doubtful accounts):			
(1) Employer contributions	1b(1)		20050
(2) Participant contributions	1b(2)		36369
(3) Other	1b(3)		
c General investments:			
(1) Interest-bearing cash (include money market accounts & certificates of deposit)	1c(1)		
(2) U.S. Government securities	1c(2)		
(3) Corporate debt instruments (other than employer securities):			
(A) Preferred	1c(3)(A)		
(B) All other	1c(3)(B)		
(4) Corporate stocks (other than employer securities):			
(A) Preferred	1c(4)(A)		
(B) Common	1c(4)(B)		
(5) Partnership/joint venture interests	1c(5)		
(6) Real estate (other than employer real property)	1c(6)		
(7) Loans (other than to participants)	1c(7)		
(8) Participant loans	1c(8)		
(9) Value of interest in common/collective trusts	1c(9)	7622737	
(10) Value of interest in pooled separate accounts	1c(10)		
(11) Value of interest in master trust investment accounts	1c(11)		
(12) Value of interest in 103-12 investment entities	1c(12)		
(13) Value of interest in registered investment companies (e.g., mutual funds)	1c(13)	36863049	48163762
(14) Value of funds held in insurance company general account (unallocated contracts)	1c(14)		
(15) Other	1c(15)		

			(a) Beginning of Year	**(b)** End of Year
1d	Employer-related investments:			
	(1) Employer securities	1d(1)		
	(2) Employer real property	1d(2)		
e	Buildings and other property used in plan operation	1e		
f	Total assets (add all amounts in lines 1a through 1e)	1f	44485786	48220181
	Liabilities			
g	Benefit claims payable	1g		
h	Operating payables	1h		
i	Acquisition indebtedness	1i		
j	Other liabilities	1j		
k	Total liabilities (add all amounts in lines 1g through1j)	1k	0	0
	Net Assets			
l	Net assets (subtract line 1k from line 1f)	1l	44485786	48220181

Part II Income and Expense Statement

2 Plan income, expenses, and changes in net assets for the year. Include all income and expenses of the plan, including any trust(s) or separately maintained fund(s) and any payments/receipts to/from insurance carriers. Round off amounts to the nearest dollar. MTIAs, CCTs, PSAs, and 103-12 IEs do not complete lines 2a, 2b(1)(E), 2e, 2f, and 2g.

	Income		**(a)** Amount	**(b)** Total
a	**Contributions:**			
	(1) Received or receivable in cash from: **(A)** Employers	2a(1)(A)	869000	
	(B) Participants	2a(1)(B)	1644645	
	(C) Others (including rollovers)	2a(1)(C)	85292	
	(2) Noncash contributions	2a(2)		
	(3) Total contributions. Add lines **2a(1)(A), (B), (C),** and line **2a(2)**	2a(3)		2598937
b	**Earnings on investments:**			
	(1) Interest:			
	(A) Interest-bearing cash (including money market accounts and certificates of deposit)	2b(1)(A)		
	(B) U.S. Government securities	2b(1)(B)		
	(C) Corporate debt instruments	2b(1)(C)		
	(D) Loans (other than to participants)	2b(1)(D)		
	(E) Participant loans	2b(1)(E)		
	(F) Other	2b(1)(F)		
	(G) Total interest. Add lines **2b(1)(A)** through **(F)**	2b(1)(G)		0
	(2) Dividends: **(A)** Preferred stock	2b(2)(A)		
	(B) Common stock	2b(2)(B)		
	(C) Registered investment company shares (e.g. mutual funds)	2b(2)(C)		
	(D) Total dividends. Add lines **2b(2)(A)**, **(B)**, and **(C)**	2b(2)(D)		0
	(3) Rents	2b(3)		
	(4) Net gain (loss) on sale of assets: **(A)** Aggregate proceeds	2b(4)(A)		
	(B) Aggregate carrying amount (see instructions)	2b(4)(B)		
	(C) Subtract line **2b(4)(B)** from line **2b(4)(A)** and enter result	2b(4)(C)		0
	(5) Unrealized appreciation (depreciation) of assets: **(A)** Real estate	2b(5)(A)		
	(B) Other	2b(5)(B)		
	(C) Total unrealized appreciation of assets. Add lines **2b(5)(A)** and **(B)**	2b(5)(C)		0

		(a) Amount	(b) Total
(6) Net investment gain (loss) from common/collective trusts	2b(6)		
(7) Net investment gain (loss) from pooled separate accounts	2b(7)		5566952
(8) Net investment gain (loss) from master trust investment accounts	2b(8)		
(9) Net investment gain (loss) from 103-12 investment entities	2b(9)		
(10) Net investment gain (loss) from registered investment companies (e.g., mutual funds)	2b(10)		
c Other income	2c		21715
d Total income. Add all **income** amounts in column (b) and enter total	2d		8187604
Expenses			
e Benefit payment and payments to provide benefits:			
(1) Directly to participants or beneficiaries, including direct rollovers	2e(1)	4319925	
(2) To insurance carriers for the provision of benefits	2e(2)		
(3) Other	2e(3)		
(4) Total benefit payments. Add lines **2e(1)** through **(3)**	2e(4)		4319925
f Corrective distributions (see instructions)	2f		
g Certain deemed distributions of participant loans (see instructions)	2g		
h Interest expense	2h		
i Administrative expenses: **(1)** Professional fees	2i(1)	14125	
(2) Contract administrator fees	2i(2)		
(3) Investment advisory and management fees	2i(3)	21715	
(4) Other	2i(4)	97444	
(5) Total administrative expenses. Add lines **2i(1)** through **(4)**	2i(5)		133284
j Total expenses. Add all **expense** amounts in column (b) and enter total	2j		4453209
Net Income and Reconciliation			
k Net income (loss). Subtract line **2j** from line **2d**	2k		3734395
l Transfers of assets:			
(1) To this plan	2l(1)		
(2) From this plan	2l(2)		

Part III Accountant's Opinion

3 Complete lines 3a through 3c if the opinion of an independent qualified public accountant is attached to this Form 5500. Complete line 3d if an opinion is not attached.

a The attached opinion of an independent qualified public accountant for this plan is (see instructions):

(1) [ ] Unmodified **(2)** [ ] Qualified **(3)** [X] Disclaimer **(4)** [ ] Adverse

b Check the appropriate box(es) to indicate whether the IQPA performed an ERISA section 103(a)(3)(C) audit. Check both boxes (1) and (2) if the audit was performed pursuant to both 29 CFR 2520.103-8 and 29 CFR 2520.103-12(d). Check box (3) if pursuant to neither.

(1) [X] DOL Regulation 2520.103-8 **(2)** [ ] DOL Regulation 2520.103-12(d) **(3)** [ ] neither DOL Regulation 2520.103-8 nor DOL Regulation 2520.103-12(d).

c Enter the name and EIN of the accountant (or accounting firm) below:

(1) Name: CLIFTONLARSONALLEN LLP **(2)** EIN: 41-0746749

d The opinion of an independent qualified public accountant is **not attached** because:

(1) [ ] This form is filed for a CCT, PSA, or MTIA. **(2)** [ ] It will be attached to the next Form 5500 pursuant to 29 CFR 2520.104-50.

Part IV Compliance Questions

4 CCTs and PSAs do not complete Part IV. MTIAs, 103-12 IEs, and GIAs do not complete lines 4a, 4e, 4f, 4g, 4h, 4k, 4m, 4n, or 5. 103-12 IEs also do not complete lines 4j and 4l. MTIAs also do not complete line 4l.

During the plan year:

		Yes	No	Amount
a Was there a failure to transmit to the plan any participant contributions within the time period described in 29 CFR 2510.3-102? Continue to answer "Yes" for any prior year failures until fully corrected. (See instructions and DOL's Voluntary Fiduciary Correction Program.)	4a		X	

			Yes	No	Amount
b	Were any loans by the plan or fixed income obligations due the plan in default as of the close of the plan year or classified during the year as uncollectible? Disregard participant loans secured by participant's account balance. (Attach Schedule G (Form 5500) Part I if "Yes" is checked.)	**4b**		X	
c	Were any leases to which the plan was a party in default or classified during the year as uncollectible? (Attach Schedule G (Form 5500) Part II if "Yes" is checked.)	**4c**		X	
d	Were there any nonexempt transactions with any party-in-interest? (Do not include transactions reported on line 4a. Attach Schedule G (Form 5500) Part III if "Yes" is checked.)	**4d**		X	
e	Was this plan covered by a fidelity bond?	**4e**	X		1000000
f	Did the plan have a loss, whether or not reimbursed by the plan's fidelity bond, that was caused by fraud or dishonesty?	**4f**		X	
g	Did the plan hold any assets whose current value was neither readily determinable on an established market nor set by an independent third party appraiser?	**4g**		X	
h	Did the plan receive any noncash contributions whose value was neither readily determinable on an established market nor set by an independent third party appraiser?	**4h**		X	
i	Did the plan have assets held for investment? (Attach schedule(s) of assets if "Yes" is checked, and see instructions for format requirements.)	**4i**	X		
j	Were any plan transactions or series of transactions in excess of 5% of the current value of plan assets? (Attach schedule of transactions if "Yes" is checked and see instructions for format requirements.)	**4j**		X	
k	Were all the plan assets either distributed to participants or beneficiaries, transferred to another plan, or brought under the control of the PBGC?	**4k**		X	
l	Has the plan failed to provide any benefit when due under the plan?	**4l**		X	
m	If this is an individual account plan, was there a blackout period? (See instructions and 29 CFR 2520.101-3.)	**4m**		X	
n	If 4m was answered "Yes," check the "Yes" box if you either provided the required notice or one of the exceptions to providing the notice applied under 29 CFR 2520.101-3	**4n**			

5a Has a resolution to terminate the plan been adopted during the plan year or any prior plan year? ☐ Yes ☒ No

If "Yes," enter the amount of any plan assets that reverted to the employer this year _____.

5b If, during this plan year, any assets or liabilities were transferred from this plan to another plan(s), identify the plan(s) to which assets or liabilities were transferred. (See instructions.)

5b(1) Name of plan(s)	**5b(2)** EIN(s)	**5b(3)** PN(s)

5c Was the plan a defined benefit plan covered under the PBGC insurance program at any time during this plan year? (See ERISA section 4021 and instructions.) ☐ Yes ☐ No ☐ Not determined

If "Yes" is checked, enter the My PAA confirmation number from the PBGC premium filing for this plan year _____.

SCHEDULE R (Form 5500)

Department of the Treasury
Internal Revenue Service

Department of Labor
Employee Benefits Security Administration

Pension Benefit Guaranty Corporation

Retirement Plan Information

This schedule is required to be filed under sections 104 and 4065 of the Employee Retirement Income Security Act of 1974 (ERISA) and section 6058(a) of the Internal Revenue Code (the Code).

▶ **File as an attachment to Form 5500.**

OMB No. 1210-0110

2020

This Form is Open to Public Inspection.

For calendar plan year 2020 or fiscal plan year beginning 01/01/2020 and ending 12/31/2020

A Name of plan
THE SALARY THRIFT SAVINGS PLAN FOR EMPLOYEES OF LAPHAM-HICKEY STEEL CORP

B Three-digit plan number (PN) ▶ 003

C Plan sponsor's name as shown on line 2a of Form 5500
LAPHAM-HICKEY STEEL CORP.

D Employer Identification Number (EIN)
36-2338813

Part I Distributions

All references to distributions relate only to payments of benefits during the plan year.

1 Total value of distributions paid in property other than in cash or the forms of property specified in the instructions ..... | **1** |

2 Enter the EIN(s) of payor(s) who paid benefits on behalf of the plan to participants or beneficiaries during the year (if more than two, enter EINs of the two payors who paid the greatest dollar amounts of benefits):

EIN(s): 04-1590850

Profit-sharing plans, ESOPs, and stock bonus plans, skip line 3.

3 Number of participants (living or deceased) whose benefits were distributed in a single sum, during the plan year ..... | **3** |

Part II Funding Information (If the plan is not subject to the minimum funding requirements of section 412 of the Internal Revenue Code or ERISA section 302, skip this Part.)

4 Is the plan administrator making an election under Code section 412(d)(2) or ERISA section 302(d)(2)? ..... ☐ **Yes** ☐ **No** ☐ **N/A**

If the plan is a defined benefit plan, go to line 8.

5 If a waiver of the minimum funding standard for a prior year is being amortized in this plan year, see instructions and enter the date of the ruling letter granting the waiver. **Date:** Month _____ Day _____ Year _____

If you completed line 5, complete lines 3, 9, and 10 of Schedule MB and do not complete the remainder of this schedule.

6 a Enter the minimum required contribution for this plan year (include any prior year accumulated funding deficiency not waived) ..... | **6a** |

b Enter the amount contributed by the employer to the plan for this plan year ..... | **6b** |

c Subtract the amount in line 6b from the amount in line 6a. Enter the result (enter a minus sign to the left of a negative amount) ..... | **6c** |

If you completed line 6c, skip lines 8 and 9.

7 Will the minimum funding amount reported on line 6c be met by the funding deadline? ..... ☐ **Yes** ☐ **No** ☐ **N/A**

8 If a change in actuarial cost method was made for this plan year pursuant to a revenue procedure or other authority providing automatic approval for the change or a class ruling letter, does the plan sponsor or plan administrator agree with the change? ..... ☐ **Yes** ☐ **No** ☐ **N/A**

Part III Amendments

9 If this is a defined benefit pension plan, were any amendments adopted during this plan year that increased or decreased the value of benefits? If yes, check the appropriate box. If no, check the "No" box. ..... ☐ **Increase** ☐ **Decrease** ☐ **Both** ☐ **No**

Part IV ESOPs (see instructions). If this is not a plan described under section 409(a) or 4975(e)(7) of the Internal Revenue Code, skip this Part.

10 Were unallocated employer securities or proceeds from the sale of unallocated securities used to repay any exempt loan? ..... ☐ **Yes** ☐ **No**

11 a Does the ESOP hold any preferred stock? ..... ☐ **Yes** ☐ **No**

b If the ESOP has an outstanding exempt loan with the employer as lender, is such loan part of a "back-to-back" loan? (See instructions for definition of "back-to-back" loan.) ..... ☐ **Yes** ☐ **No**

12 Does the ESOP hold any stock that is not readily tradable on an established securities market? ..... ☐ **Yes** ☐ **No**

Part V Additional Information for Multiemployer Defined Benefit Pension Plans

13 Enter the following information for each employer that contributed more than 5% of total contributions to the plan during the plan year (measured in dollars). See instructions. *Complete as many entries as needed to report all applicable employers.*

a Name of contributing employer

b EIN **c** Dollar amount contributed by employer

d Date collective bargaining agreement expires *(If employer contributes under more than one collective bargaining agreement, check box* ☐ *and see instructions regarding required attachment. Otherwise, enter the applicable date.)* Month _____ Day _____ Year _____

e Contribution rate information *(If more than one rate applies, check this box* ☐ *and see instructions regarding required attachment. Otherwise, complete lines 13e(1) and 13e(2).)*
(1) Contribution rate (in dollars and cents) _____
(2) Base unit measure: ☐ Hourly ☐ Weekly ☐ Unit of production ☐ Other (specify):

---

a Name of contributing employer

b EIN **c** Dollar amount contributed by employer

d Date collective bargaining agreement expires *(If employer contributes under more than one collective bargaining agreement, check box* ☐ *and see instructions regarding required attachment. Otherwise, enter the applicable date.)* Month _____ Day _____ Year _____

e Contribution rate information *(If more than one rate applies, check this box* ☐ *and see instructions regarding required attachment. Otherwise, complete lines 13e(1) and 13e(2).)*
(1) Contribution rate (in dollars and cents) _____
(2) Base unit measure: ☐ Hourly ☐ Weekly ☐ Unit of production ☐ Other (specify): _____

---

a Name of contributing employer

b EIN **c** Dollar amount contributed by employer

d Date collective bargaining agreement expires *(If employer contributes under more than one collective bargaining agreement, check box* ☐ *and see instructions regarding required attachment. Otherwise, enter the applicable date.)* Month _____ Day _____ Year _____

e Contribution rate information *(If more than one rate applies, check this box* ☐ *and see instructions regarding required attachment. Otherwise, complete lines 13e(1) and 13e(2).)*
(1) Contribution rate (in dollars and cents) _____
(2) Base unit measure: ☐ Hourly ☐ Weekly ☐ Unit of production ☐ Other (specify): _____

---

a Name of contributing employer

b EIN **c** Dollar amount contributed by employer

d Date collective bargaining agreement expires *(If employer contributes under more than one collective bargaining agreement, check box* ☐ *and see instructions regarding required attachment. Otherwise, enter the applicable date.)* Month _____ Day _____ Year _____

e Contribution rate information *(If more than one rate applies, check this box* ☐ *and see instructions regarding required attachment. Otherwise, complete lines 13e(1) and 13e(2).)*
(1) Contribution rate (in dollars and cents) _____
(2) Base unit measure: ☐ Hourly ☐ Weekly ☐ Unit of production ☐ Other (specify): _____

---

a Name of contributing employer

b EIN **c** Dollar amount contributed by employer

d Date collective bargaining agreement expires *(If employer contributes under more than one collective bargaining agreement, check box* ☐ *and see instructions regarding required attachment. Otherwise, enter the applicable date.)* Month _____ Day _____ Year _____

e Contribution rate information *(If more than one rate applies, check this box* ☐ *and see instructions regarding required attachment. Otherwise, complete lines 13e(1) and 13e(2).)*
(1) Contribution rate (in dollars and cents) _____
(2) Base unit measure: ☐ Hourly ☐ Weekly ☐ Unit of production ☐ Other (specify): _____

---

a Name of contributing employer

b EIN **c** Dollar amount contributed by employer

d Date collective bargaining agreement expires *(If employer contributes under more than one collective bargaining agreement, check box* ☐ *and see instructions regarding required attachment. Otherwise, enter the applicable date.)* Month _____ Day _____ Year _____

e Contribution rate information *(If more than one rate applies, check this box* ☐ *and see instructions regarding required attachment. Otherwise, complete lines 13e(1) and 13e(2).)*
(1) Contribution rate (in dollars and cents) _____
(2) Base unit measure: ☐ Hourly ☐ Weekly ☐ Unit of production ☐ Other (specify): _____

14 Enter the number of deferred vested and retired participants (inactive participants), as of the beginning of the plan year, whose contributing employer is no longer making contributions to the plan for:

a The current plan year. Check the box to indicate the counting method used to determine the number of inactive participants: ☐ last contributing employer ☐ alternative ☐ reasonable approximation (see instructions for required attachment)	**14a**	
b The plan year immediately preceding the current plan year. ☐ Check the box if the number reported is a change from what was previously reported (see instructions for required attachment)	**14b**	
c The second preceding plan year. ☐ Check the box if the number reported is a change from what was previously reported (see instructions for required attachment)	**14c**	

15 Enter the ratio of the number of participants under the plan on whose behalf no employer had an obligation to make an employer contribution during the current plan year to:

a The corresponding number for the plan year immediately preceding the current plan year	**15a**	
b The corresponding number for the second preceding plan year	**15b**	

16 Information with respect to any employers who withdrew from the plan during the preceding plan year:

a Enter the number of employers who withdrew during the preceding plan year	**16a**	
b If line 16a is greater than 0, enter the aggregate amount of withdrawal liability assessed or estimated to be assessed against such withdrawn employers	**16b**	

17 If assets and liabilities from another plan have been transferred to or merged with this plan during the plan year, check box and see instructions regarding supplemental information to be included as an attachment. ☐

Part VI Additional Information for Single-Employer and Multiemployer Defined Benefit Pension Plans

18 If any liabilities to participants or their beneficiaries under the plan as of the end of the plan year consist (in whole or in part) of liabilities to such participants and beneficiaries under two or more pension plans as of immediately before such plan year, check box and see instructions regarding supplemental information to be included as an attachment. ☐

19 If the total number of participants is 1,000 or more, complete lines (a) through (c)

a Enter the percentage of plan assets held as:
Stock: _____% Investment-Grade Debt: _____% High-Yield Debt: _____% Real Estate: _____% Other: _____%

b Provide the average duration of the combined investment-grade and high-yield debt:
☐ 0-3 years ☐ 3-6 years ☐ 6-9 years ☐ 9-12 years ☐ 12-15 years ☐ 15-18 years ☐ 18-21 years ☐ 21 years or more

c What duration measure was used to calculate line 19(b)?
☐ Effective duration ☐ Macaulay duration ☐ Modified duration ☐ Other (specify):

20 **PBGC missed contribution reporting requirements.** If this is a multiemployer plan or a single-employer plan that is not covered by PBGC, skip line 20.

a Is the amount of unpaid minimum required contributions for all years from Schedule SB (Form 5500) line 40 greater than zero? ☐ Yes ☐ No

b If line 20a is "Yes," has PBGC been notified as required by ERISA sections 4043(c)(5) and/or 303(k)(4)? Check the applicable box:

☐ Yes.

☐ No. Reporting was waived under 29 CFR 4043.25(c)(2) because contributions equal to or exceeding the unpaid minimum required contribution were made by the 30th day after the due date.

☐ No. The 30-day period referenced in 29 CFR 4043.25(c)(2) has not yet ended, and the sponsor intends to make a contribution equal to or exceeding the unpaid minimum required contribution by the 30th day after the due date.

☐ No. Other. Provide explanation_____

THE SALARY THRIFT SAVINGS PLAN FOR EMPLOYEES OF LAPHAM-HICKEY STEEL CORP.

FINANCIAL STATEMENTS AND SUPPLEMENTAL INFORMATION

YEARS ENDED DECEMBER 31, 2020 AND 2019



WEALTH ADVISORY | OUTSOURCING
AUDIT, TAX, AND CONSULTING

CLAconnect.com

THE SALARY THRIFT SAVINGS PLAN FOR EMPLOYEES
OF LAPHAM-HICKEY STEEL CORP.
TABLE OF CONTENTS
YEARS ENDED DECEMBER 31, 2020 AND 2019

INDEPENDENT AUDITORS' REPORT	**1**
FINANCIAL STATEMENTS	
STATEMENTS OF NET ASSETS AVAILABLE FOR BENEFITS	**3**
STATEMENTS OF CHANGES IN NET ASSETS AVAILABLE FOR BENEFITS	**4**
NOTES TO FINANCIAL STATEMENTS	**5**
SUPPLEMENTAL INFORMATION (ATTACHMENT TO FORM 5500)	
SCHEDULE H, LINE 4i—SCHEDULE OF ASSETS (HELD AT END OF YEAR)	**11**

CliftonLarsonAllen LLP
CLAconnect.com

INDEPENDENT AUDITORS' REPORT

Plan Oversight Committee
The Salary Thrift Savings Plan for Employees
of Lapham-Hickey Steel Corp.
Chicago, Illinois

Report on the Financial Statements

We were engaged to audit the accompanying financial statements of The Salary Thrift Savings Plan for Employees of Lapham-Hickey Steel Corp. (the Plan), which comprise the statements of net assets available for benefits as of December 31, 2020 and 2019, and the related statements of changes in net assets available for benefits for the years then ended, and the related notes to the financial statements.

Management's Responsibility for the Financial Statements

Management is responsible for the preparation and fair presentation of these financial statements in accordance with accounting principles generally accepted in the United States of America; this includes the design, implementation, and maintenance of internal control relevant to the preparation and fair presentation of financial statements that are free from material misstatement, whether due to fraud or error.

Auditors' Responsibility

Our responsibility is to express an opinion on these financial statements based on conducting the audits in accordance with auditing standards generally accepted in the United States of America. Because of the matter described in the *Basis for Disclaimer of Opinion* paragraph, however, we were not able to obtain sufficient appropriate audit evidence to provide a basis for an audit opinion.

Basis for Disclaimer of Opinion

As permitted by 29 CFR 2520.103-8 of the Department of Labor's (DOL) Rules and Regulations for Reporting and Disclosure under the Employee Retirement Income Security Act of 1974 (ERISA), the Plan administrator instructed us not to perform, and we did not perform, any auditing procedures with respect to the information summarized in Note 4, which was certified by Reliance Trust Company, the trustee of the Plan, and Massachusetts Mutual Life Insurance Company, the insurance company, except for comparing such information with the related information included in the financial statements. We have been informed by the Plan administrator that the trustee and insurance company hold the Plan's investment assets and execute investment transactions. The Plan administrator has obtained certifications from the trustee and insurance company as of and for the years ended December 31, 2020 and 2019, that the information provided to the Plan administrator by the trustee and insurance company is complete and accurate.

A member of Nexia International

CLA is an independent member of Nexia International, a leading, global network of independent accounting and consulting firms. See nexia.com/member-firm-disclaimer for details.

Plan Oversight Committee
The Salary Thrift Savings Plan for Employees
of Lapham-Hickey Steel Corp.

Disclaimer of Opinion

Because of the significance of the matter described in the *Basis for Disclaimer of Opinion* paragraph, we have not been able to obtain sufficient appropriate audit evidence to provide a basis for an audit opinion. Accordingly, we do not express an opinion on these financial statements.

Other Matter

The supplemental schedule of assets (held at end of year) as of December 31, 2020, is required by the DOL's Rules and Regulations for Reporting and Disclosure under ERISA and is presented for the purpose of additional analysis and is not a required part of the financial statements. Because of the significance of the matter described in the *Basis for Disclaimer of Opinion* paragraph, we do not express an opinion on this supplemental schedule.

Report on Form and Content in Compliance with DOL Rules and Regulations

The form and content of the information included in the financial statements and supplemental schedule, other than that derived from the information certified by the trustee and insurance company, have been audited by us in accordance with auditing standards generally accepted in the United States of America and, in our opinion, are presented in compliance with the DOL's Rules and Regulations for Reporting and Disclosure under ERISA.



CliftonLarsonAllen LLP

Oak Brook, Illinois
August 26, 2021

THE SALARY THRIFT SAVINGS PLAN FOR EMPLOYEES
OF LAPHAM-HICKEY STEEL CORP.
STATEMENTS OF NET ASSETS AVAILABLE FOR BENEFITS
DECEMBER 31, 2020 AND 2019

	2020	2019
ASSETS		
INVESTMENTS AT FAIR VALUE		
Mutual Funds	$ -	$ 36,863,049
Pooled Separate Accounts	48,163,762	-
Common Collective Trust Funds	-	7,622,737
Total Investments at Fair Value	48,163,762	44,485,786
RECEIVABLES		
Participant Deferral Contributions	36,369	-
Employer Match Contributions	20,050	-
Total Investments at Fair Value	56,419	-
Total Assets	48,220,181	44,485,786
LIABILITIES		
EXCESS CONTRIBUTIONS PAYABLE	-	33,141
NET ASSETS AVAILABLE FOR BENEFITS	$ 48,220,181	$ 44,452,645

See accompanying Notes to Financial Statements.

THE SALARY THRIFT SAVINGS PLAN FOR EMPLOYEES
OF LAPHAM-HICKEY STEEL CORP.
STATEMENTS OF CHANGES IN NET ASSETS AVAILABLE FOR BENEFITS
YEARS ENDED DECEMBER 31, 2020 AND 2019

	2020	2019
ADDITIONS:		
INVESTMENT INCOME		
Net Appreciation in Fair Value of Investments	$ 3,699,406	$ 4,645,494
Interest and Dividends	1,867,546	2,144,774
Total Investment Income	5,566,952	6,790,268
CONTRIBUTIONS		
Employer	869,000	930,589
Participants	1,644,645	1,757,227
Rollover	85,292	2,621,379
Total Contributions	2,598,937	5,309,195
Total Additions	8,165,889	12,099,463
DEDUCTIONS:		
BENEFITS PAID TO PARTICIPANTS	4,286,784	3,531,066
ADMINISTRATIVE EXPENSES	111,569	15,140
Total Deductions	4,398,353	3,546,206
NET INCREASE	3,767,536	8,553,257
NET ASSETS AVAILABLE FOR BENEFITS:		
Beginning of Year	44,452,645	35,899,388
End of Year	$ 48,220,181	$ 44,452,645

See accompanying Notes to Financial Statements.

NOTE 1 DESCRIPTION OF PLAN

The following description of The Salary Thrift Savings Plan for Employees of Lapham-Hickey Steel Corp. (the Plan) provides only general information. Participants should refer to the Plan document for a more complete description of the Plan's provisions.

General

The Plan is a defined contribution plan, originally effective July 1, 1984, established to provide deferred compensation benefits to eligible employees of Lapham-Hickey Steel Corp. (the Employer). The Plan has been amended throughout the years to comply with tax legislation and most recently amended effective August 6, 2021. The Plan is subject to the provisions of the Employee Retirement Income Security Act of 1974 (ERISA).

Eligibility

Employees who have reached age 18 are eligible to participate in employee deferrals and Employer matching contributions on the first day of the month following the completion of three months of service. Employees covered by a collective bargaining agreement that have not bargained for retirement benefits and leased employees as well as individuals employed pursuant to a work and study release program maintained by a state are not eligible to participate.

Subsequent to the year ended December 31, 2020, the Employer acquired Rebel Steel, Inc. The plan was amended to credit prior service with Rebel Steel, Inc. for purposes of determining eligibility and vesting for those employees who have commenced employment with the Employer prior to August 6, 2021.

Contributions

Participants may make pre-tax and/or after-tax voluntary contributions up to 75% of his/her compensation, subject to limitations imposed by the Internal Revenue Code (IRC). Eligible participants may elect to have a percentage of their compensation contributed as Roth contributions to the Plan and also contribute amounts representing distributions from other qualified retirement plans (rollover). Participants direct the investment of contributions into various options offered by the Plan. Participants that attain age 50 before the end of the Plan year are eligible to make catch-up contributions. The Employer will make a 100% matching contribution up to 3.5% of a participant's compensation. Employee catch-up contributions are not eligible for the Employer match.

Participant Accounts

Each participant's account is credited or charged with the participant's contributions, the Employer's contributions, and investment earnings (losses), and charged with an allocation of administrative expenses. Allocations are based on participant compensation or account balances, as defined. The benefit to which a participant is entitled is the benefit that can be provided from the participant's vested account.

NOTE 1 DESCRIPTION OF PLAN (CONTINUED)

Vesting

Participants are immediately vested in his/her voluntary contributions plus actual earnings thereon. Vesting in the Employer's matching contributions and earnings thereon is based on years of continuous service. A participant becomes fully vested after three years of service, with no vesting prior to three years of service. The nonvested balance is forfeited upon termination of service. Notwithstanding the above, a participant is fully vested upon reaching normal retirement age, death, or permanent disability.

Benefit Payments

Upon termination of service due to death, disability, retirement on or after the normal retirement age, or termination of service due to other reasons, a participant may receive the value of the vested interest in his/her account as a lump-sum distribution. The Plan's provisions also provide for in-service withdrawals if a participant reaches age 59½ and withdrawals in the event of financial hardship, as defined by the Plan. Terminated participants with an account balance of less than $5,000 are subject to involuntary cash-outs.

Forfeited Accounts

Forfeited nonvested accounts are used to reduce Employer contributions. Forfeited nonvested accounts totaled $17,042 and $2 as of December 31, 2020 and 2019, respectively. There were $62,108 and $25,366 of forfeitures used to reduce Employer contributions for the years ended December 31, 2020 and 2019, respectively.

NOTE 2 SUMMARY OF SIGNIFICANT ACCOUNTING POLICIES

Basis of Accounting

The financial statements of the Plan are prepared on the accrual basis of accounting.

Use of Estimates

The preparation of financial statements in accordance with accounting principles generally accepted in the United States of America (U.S. GAAP) requires management to make estimates and assumptions that affect the reported amounts of assets and liabilities and changes therein, and disclosure of contingent assets and liabilities. Actual results could differ from those estimates.

Investment Valuation and Income Recognition

The Plan's investments are reported at fair value. Fair value is the price that would be received to sell an asset or paid to transfer a liability in an orderly transaction between market participants at the measurement date. See Note 3 for discussion of fair value measurements.

NOTE 2 SUMMARY OF SIGNIFICANT ACCOUNTING POLICIES (CONTINUED)

Investment Valuation and Income Recognition (Continued)

Purchases and sales of securities are recorded on a trade-date basis. Interest income is recorded on the accrual basis. Dividends are recorded on the ex-dividend date. Net appreciation (depreciation) includes the Plan's gains and losses on investments bought and sold as well as held during the year.

Payment of Benefits

Benefits are recorded when paid.

Administrative Expenses

Administrative expenses are paid by the participants out of the assets of the Plan and by the Employer. Although the Employer has elected to pay some administrative costs, it is not obligated to do so. If the Employer ceases to pay all or part of these costs in the future, they will be paid out of the assets of the Plan.

Excess Contributions Payable

Refunds of excess participant deferral contributions and forfeited Employer matching contributions may be required to satisfy the relevant nondiscrimination provisions of the Plan. Such refunds are accrued as a liability and as additional benefits paid in the Plan year in which the excess deferrals were made to the Plan.

Subsequent Events

The Plan has evaluated subsequent events through August 26, 2021, the date the financial statements were available to be issued.

NOTE 3 FAIR VALUE OF INVESTMENTS

The framework for measuring fair value provides a fair value hierarchy that prioritizes the inputs to valuation techniques used to measure fair value. The hierarchy gives the highest priority to unadjusted quoted prices in active markets for identical assets or liabilities (Level 1) and the lowest priority to unobservable inputs (Level 3). The three levels of the fair value hierarchy are described as follows:

Level 1 – Inputs to the valuation methodology are unadjusted quoted prices for identical assets or liabilities in active markets that the Plan has the ability to access.

Level 2 – Inputs other than quoted prices included within Level 1 that are observable for the asset or liability, either directly or indirectly, such as:

- quoted prices for similar assets or liabilities in active markets;
- quoted prices for identical or similar assets or liabilities in inactive markets;
- inputs other than quoted prices that are observable for the asset or liability;
- inputs that are derived principally from or corroborated by observable market data by correlation or other means.

NOTE 3 FAIR VALUE OF INVESTMENTS (CONTINUED)

If the asset or liability has a specified (contractual) term, the Level 2 input must be observable for substantially the full term of the asset or liability.

Level 3 – Inputs to the valuation methodology are unobservable and significant to the fair market value measurement.

The asset or liability's fair value measurement level within the fair value hierarchy is based on the lowest level of any input that is significant to the fair value measurement. Valuation techniques used need to maximize the use of observable inputs and minimize the use of unobservable inputs.

Following is a description of the valuation methodologies used for assets measured at fair value. There have been no changes in the valuation methodologies used at December 31, 2020 and 2019.

Pooled Separate Accounts: Valued at the net asset value (NAV) of units, as determined by the insurance company. NAV is a readily determinable fair value and is the basis for current transactions.

Collective Trust Fund: Valued at the NAV of units of the bank collective trust. NAV is a readily determinable fair value and is the basis for current transactions. Participant transactions (purchases and sales) may occur daily. If the Plan initiates a full redemption of the collective trust, the issuer reserves the right to temporarily delay withdrawal from the trust in order to ensure that securities liquidations will be carried out in an orderly business manner.

Mutual Funds: Valued at the daily closing price as reported by the fund. Mutual funds held by the Plan are open-end mutual funds that are registered with the Securities and Exchange Commission. These funds are required to publish their daily NAV and to transact at that price. The mutual funds held by the Plan are deemed to be actively traded.

The following tables set forth by level, within the fair value hierarchy, the Plan's investments at fair value as of December 31:

	2020			
	Level 1	Level 2	Level 3	Total
Pooled Separate Accounts	$ -	$ 48,163,762	$ -	$ 48,163,762
Total Investments at Fair Value	$ -	$ 48,163,762	$ -	$ 48,163,762

	2019			
	Level 1	Level 2	Level 3	Total
Mutual Funds	$ 36,863,049	$ -	$ -	$ 36,863,049
Collective Trust Fund	-	7,622,737	-	7,622,737
Total Investments at Fair Value	$ 36,863,049	$ 7,622,737	$ -	$ 44,485,786

NOTE 4 CERTIFICATION OF INVESTMENT INFORMATION

Reliance Trust Company, the trustee of the Plan, and Massachusetts Mutual Life Insurance Company, the insurance company, have supplied the Plan administrator with certifications as to the completeness and accuracy of all investment information reflected on the accompanying statements of net assets available for benefits as of December 31, 2020 and 2019, the statements of changes in net assets available for benefits for the years then ended, and the supplemental schedule of assets (held at end of year) as of December 31, 2020.

NOTE 5 PLAN TERMINATION

Although it has not expressed any intent to do so, the Employer reserves the right to alter, amend, or terminate the Plan, subject to the provisions of ERISA. In the event of Plan termination, participants will become 100% vested in his/her accounts. Any unallocated assets of the Plan would be allocated to participant accounts and distributed in such a manner as the Employer may determine.

NOTE 6 PARTY-IN-INTEREST TRANSACTIONS

The Plan invests in pooled separate accounts managed by Massachusetts Mutual Life Insurance Company, the insurance company as defined by the Plan and, therefore, the investment transactions qualify as party-in-interest transactions. Fees paid to the Insurance Company, as reflected in the statements of changes in net assets available for benefits, are also party-in-interest transactions. Fees incurred by the Plan for the investment management services are included in net appreciation (depreciation) in fair value of the investment for the year ended December 31, 2019 and the period ended April 1, 2020, as they are paid through revenue sharing, rather than a direct payment. These party-in-interest transactions are exempt from the prohibited transaction rules of ERISA.

NOTE 7 PLAN TAX STATUS

The Plan is placing reliance on an opinion letter dated March 31, 2014, received from the Internal Revenue Service (IRS) indicating that the Plan is qualified under Section 401 of the IRC and is therefore not subject to tax under current income tax law. The Plan has been amended since receiving the opinion letter. However, the plan administrator believes that the Plan is designed, and is currently being operated, in compliance with the applicable requirements of the IRC and, therefore, believes that the Plan is qualified, and the related trust is tax-exempt.

U.S. GAAP requires plan management to evaluate tax positions taken by the Plan and recognize a tax liability if the organization has taken an uncertain position that more likely than not would not be sustained upon examination by the IRS. The Plan is subject to routine audits by taxing jurisdictions; however, there are currently no audits for any tax periods in progress.

NOTE 8 RISKS AND UNCERTAINTIES

The Plan invests in various investment securities. Investment securities are exposed to various risks such as interest rate, market, and credit risks. Due to the level of risk associated with certain investment securities, it is at least reasonably possible that changes in the values of investment securities will occur in the near term and that such changes could materially affect the amounts reported in the statements of net assets available for benefits.

The World Health Organization has declared the spread of Coronavirus Disease (COVID-19) a worldwide pandemic. The COVID-19 pandemic is having significant effects on global markets, supply chains, businesses, and communities. As a result of COVID-19, there has been heightened market risk and volatility associated with the pandemic. This could materially affect participants' account balances and the amounts reported in the statements of net assets available for benefits and the statements of changes in net assets available for benefits. Because of the uncertainty, plan management is unable to estimate the total impact the pandemic will have.

NOTE 9 RECONCILIATION OF FINANCIAL STATEMENTS TO FORM 5500

The following is a reconciliation of net assets available for benefits per the financial statements to Form 5500 as of December 31:

	2020	2019
Net Assets Available for Benefits per the Financial Statements	$ 48,220,181	$ 44,452,645
Excess Contributions Payable	-	33,141
Net Assets Available for Benefits per Form 5500	$ 48,220,181	$ 44,485,786

The following is a reconciliation of the net increase in net assets available for benefits per the financial statements to Form 5500 for the years ended December 31:

	2020	2019
Net Increase in Net Assets Available for Benefits per the Financial Statements	$ 3,767,536	$ 8,553,257
Net Change in Excess Contributions Payable	(33,141)	(3,253)
Net Increase in Net Assets Available for Benefits per Form 5500	$ 3,734,395	$ 8,550,004

The Separate Account is a pooled separate account, as classified in the financial statements included herein. The pooled separate account did not file Form 5500 for the direct filing entity; therefore, the underlying assets have been reported on the Form 5500, Schedule H.

THE SALARY THRIFT SAVINGS PLAN FOR EMPLOYEES
OF LAPHAM-HICKEY STEEL CORP.
E.I.N. 36-2338813 PLAN NO. 003
SCHEDULE H, LINE 4i—SCHEDULE OF ASSETS (HELD AT END OF YEAR)
DECEMBER 31, 2020

(a)	(b)	(c)	(d)	(e)
	Identity of Issue, Borrower, Lessor, or Similar Party	Description of Investment Including Maturity Date, Rate of Interest, Collateral, Par, or Maturity Value	Cost **	Current Value
		Underlying Investments of the Pooled Separate Account:		
*	MassMutual Life Insurance Co	American Century One Choice 2025		$ 4,424,975
*	MassMutual Life Insurance Co	American Century One Choice 2035		4,731,081
*	MassMutual Life Insurance Co	American Century One Choice 2045		670,632
*	MassMutual Life Insurance Co	American Century One Choice 2055		508,069
*	MassMutual Life Insurance Co	American Century One Choice In Retirement		961,937
*	MassMutual Life Insurance Co	American Funds EuroPacific Growth Fund		728,220
*	MassMutual Life Insurance Co	American Funds Income Fund of America		4,789,722
*	MassMutual Life Insurance Co	Blackrock iShares MSCI EAFE International Index K		197,108
*	MassMutual Life Insurance Co	Blackrock iShares S&P 500 Index K		9,200,590
*	MassMutual Life Insurance Co	Blackrock iShares Russell 2000 Small-Cap Index K		2,007,633
*	MassMutual Life Insurance Co	Blackrock iShares Russell Mid-Cap Index K		7,267,884
*	MassMutual Life Insurance Co	American Funds Bond Fund of America		3,757,406
*	MassMutual Life Insurance Co	Putnam Stable Value Investment Option		8,918,505
		Total Underlying Investments of the Pooled Separate Account		48,163,762
		Total Assets		$ 48,163,762

* *Indicates party-in-interest*

** *Cost omitted for participant-directed accounts.*

Investment advisory services are offered through CliftonLarsonAllen Wealth Advisors, LLC, an SEC-registered investment advisor. CLA is an independent member of Nexia International, a leading, global network of independent accounting and consulting firms. See nexia.com/member-firm-disclaimer for details. **CliftonLarsonAllen LLP**

A member of Nexia International

THE SALARY THRIFT SAVINGS PLAN FOR EMPLOYEES OF LAPHAM-HICKEY STEEL CORP.

FINANCIAL STATEMENTS AND SUPPLEMENTAL INFORMATION

YEARS ENDED DECEMBER 31, 2020 AND 2019



WEALTH ADVISORY | OUTSOURCING
AUDIT, TAX, AND CONSULTING

CLAconnect.com

THE SALARY THRIFT SAVINGS PLAN FOR EMPLOYEES
OF LAPHAM-HICKEY STEEL CORP.
TABLE OF CONTENTS
YEARS ENDED DECEMBER 31, 2020 AND 2019

INDEPENDENT AUDITORS' REPORT	**1**
FINANCIAL STATEMENTS	
STATEMENTS OF NET ASSETS AVAILABLE FOR BENEFITS	**3**
STATEMENTS OF CHANGES IN NET ASSETS AVAILABLE FOR BENEFITS	**4**
NOTES TO FINANCIAL STATEMENTS	**5**
SUPPLEMENTAL INFORMATION (ATTACHMENT TO FORM 5500)	
SCHEDULE H, LINE 4i—SCHEDULE OF ASSETS (HELD AT END OF YEAR)	**11**

CliftonLarsonAllen LLP
CLAconnect.com

INDEPENDENT AUDITORS' REPORT

Plan Oversight Committee
The Salary Thrift Savings Plan for Employees
of Lapham-Hickey Steel Corp.
Chicago, Illinois

Report on the Financial Statements

We were engaged to audit the accompanying financial statements of The Salary Thrift Savings Plan for Employees of Lapham-Hickey Steel Corp. (the Plan), which comprise the statements of net assets available for benefits as of December 31, 2020 and 2019, and the related statements of changes in net assets available for benefits for the years then ended, and the related notes to the financial statements.

Management's Responsibility for the Financial Statements

Management is responsible for the preparation and fair presentation of these financial statements in accordance with accounting principles generally accepted in the United States of America; this includes the design, implementation, and maintenance of internal control relevant to the preparation and fair presentation of financial statements that are free from material misstatement, whether due to fraud or error.

Auditors' Responsibility

Our responsibility is to express an opinion on these financial statements based on conducting the audits in accordance with auditing standards generally accepted in the United States of America. Because of the matter described in the *Basis for Disclaimer of Opinion* paragraph, however, we were not able to obtain sufficient appropriate audit evidence to provide a basis for an audit opinion.

Basis for Disclaimer of Opinion

As permitted by 29 CFR 2520.103-8 of the Department of Labor's (DOL) Rules and Regulations for Reporting and Disclosure under the Employee Retirement Income Security Act of 1974 (ERISA), the Plan administrator instructed us not to perform, and we did not perform, any auditing procedures with respect to the information summarized in Note 4, which was certified by Reliance Trust Company, the trustee of the Plan, and Massachusetts Mutual Life Insurance Company, the insurance company, except for comparing such information with the related information included in the financial statements. We have been informed by the Plan administrator that the trustee and insurance company hold the Plan's investment assets and execute investment transactions. The Plan administrator has obtained certifications from the trustee and insurance company as of and for the years ended December 31, 2020 and 2019, that the information provided to the Plan administrator by the trustee and insurance company is complete and accurate.

A member of Nexia International

CLA is an independent member of Nexia International, a leading, global network of independent accounting and consulting firms. See nexia.com/member-firm-disclaimer for details.

Plan Oversight Committee
The Salary Thrift Savings Plan for Employees
of Lapham-Hickey Steel Corp.

Disclaimer of Opinion

Because of the significance of the matter described in the *Basis for Disclaimer of Opinion* paragraph, we have not been able to obtain sufficient appropriate audit evidence to provide a basis for an audit opinion. Accordingly, we do not express an opinion on these financial statements.

Other Matter

The supplemental schedule of assets (held at end of year) as of December 31, 2020, is required by the DOL's Rules and Regulations for Reporting and Disclosure under ERISA and is presented for the purpose of additional analysis and is not a required part of the financial statements. Because of the significance of the matter described in the *Basis for Disclaimer of Opinion* paragraph, we do not express an opinion on this supplemental schedule.

Report on Form and Content in Compliance with DOL Rules and Regulations

The form and content of the information included in the financial statements and supplemental schedule, other than that derived from the information certified by the trustee and insurance company, have been audited by us in accordance with auditing standards generally accepted in the United States of America and, in our opinion, are presented in compliance with the DOL's Rules and Regulations for Reporting and Disclosure under ERISA.



CliftonLarsonAllen LLP

Oak Brook, Illinois
August 26, 2021

THE SALARY THRIFT SAVINGS PLAN FOR EMPLOYEES
OF LAPHAM-HICKEY STEEL CORP.
STATEMENTS OF NET ASSETS AVAILABLE FOR BENEFITS
DECEMBER 31, 2020 AND 2019

	2020	2019
ASSETS		
INVESTMENTS AT FAIR VALUE		
Mutual Funds	$ -	$ 36,863,049
Pooled Separate Accounts	48,163,762	-
Common Collective Trust Funds	-	7,622,737
Total Investments at Fair Value	48,163,762	44,485,786
RECEIVABLES		
Participant Deferral Contributions	36,369	-
Employer Match Contributions	20,050	-
Total Investments at Fair Value	56,419	-
Total Assets	48,220,181	44,485,786
LIABILITIES		
EXCESS CONTRIBUTIONS PAYABLE	-	33,141
NET ASSETS AVAILABLE FOR BENEFITS	$ 48,220,181	$ 44,452,645

See accompanying Notes to Financial Statements.

THE SALARY THRIFT SAVINGS PLAN FOR EMPLOYEES
OF LAPHAM-HICKEY STEEL CORP.
STATEMENTS OF CHANGES IN NET ASSETS AVAILABLE FOR BENEFITS
YEARS ENDED DECEMBER 31, 2020 AND 2019

	2020	2019
ADDITIONS:		
INVESTMENT INCOME		
Net Appreciation in Fair Value of Investments	$ 3,699,406	$ 4,645,494
Interest and Dividends	1,867,546	2,144,774
Total Investment Income	5,566,952	6,790,268
CONTRIBUTIONS		
Employer	869,000	930,589
Participants	1,644,645	1,757,227
Rollover	85,292	2,621,379
Total Contributions	2,598,937	5,309,195
Total Additions	8,165,889	12,099,463
DEDUCTIONS:		
BENEFITS PAID TO PARTICIPANTS	4,286,784	3,531,066
ADMINISTRATIVE EXPENSES	111,569	15,140
Total Deductions	4,398,353	3,546,206
NET INCREASE	3,767,536	8,553,257
NET ASSETS AVAILABLE FOR BENEFITS:		
Beginning of Year	44,452,645	35,899,388
End of Year	$ 48,220,181	$ 44,452,645

See accompanying Notes to Financial Statements.

NOTE 1 DESCRIPTION OF PLAN

The following description of The Salary Thrift Savings Plan for Employees of Lapham-Hickey Steel Corp. (the Plan) provides only general information. Participants should refer to the Plan document for a more complete description of the Plan's provisions.

General

The Plan is a defined contribution plan, originally effective July 1, 1984, established to provide deferred compensation benefits to eligible employees of Lapham-Hickey Steel Corp. (the Employer). The Plan has been amended throughout the years to comply with tax legislation and most recently amended effective August 6, 2021. The Plan is subject to the provisions of the Employee Retirement Income Security Act of 1974 (ERISA).

Eligibility

Employees who have reached age 18 are eligible to participate in employee deferrals and Employer matching contributions on the first day of the month following the completion of three months of service. Employees covered by a collective bargaining agreement that have not bargained for retirement benefits and leased employees as well as individuals employed pursuant to a work and study release program maintained by a state are not eligible to participate.

Subsequent to the year ended December 31, 2020, the Employer acquired Rebel Steel, Inc. The plan was amended to credit prior service with Rebel Steel, Inc. for purposes of determining eligibility and vesting for those employees who have commenced employment with the Employer prior to August 6, 2021.

Contributions

Participants may make pre-tax and/or after-tax voluntary contributions up to 75% of his/her compensation, subject to limitations imposed by the Internal Revenue Code (IRC). Eligible participants may elect to have a percentage of their compensation contributed as Roth contributions to the Plan and also contribute amounts representing distributions from other qualified retirement plans (rollover). Participants direct the investment of contributions into various options offered by the Plan. Participants that attain age 50 before the end of the Plan year are eligible to make catch-up contributions. The Employer will make a 100% matching contribution up to 3.5% of a participant's compensation. Employee catch-up contributions are not eligible for the Employer match.

Participant Accounts

Each participant's account is credited or charged with the participant's contributions, the Employer's contributions, and investment earnings (losses), and charged with an allocation of administrative expenses. Allocations are based on participant compensation or account balances, as defined. The benefit to which a participant is entitled is the benefit that can be provided from the participant's vested account.

NOTE 1 DESCRIPTION OF PLAN (CONTINUED)

Vesting

Participants are immediately vested in his/her voluntary contributions plus actual earnings thereon. Vesting in the Employer's matching contributions and earnings thereon is based on years of continuous service. A participant becomes fully vested after three years of service, with no vesting prior to three years of service. The nonvested balance is forfeited upon termination of service. Notwithstanding the above, a participant is fully vested upon reaching normal retirement age, death, or permanent disability.

Benefit Payments

Upon termination of service due to death, disability, retirement on or after the normal retirement age, or termination of service due to other reasons, a participant may receive the value of the vested interest in his/her account as a lump-sum distribution. The Plan's provisions also provide for in-service withdrawals if a participant reaches age 59½ and withdrawals in the event of financial hardship, as defined by the Plan. Terminated participants with an account balance of less than $5,000 are subject to involuntary cash-outs.

Forfeited Accounts

Forfeited nonvested accounts are used to reduce Employer contributions. Forfeited nonvested accounts totaled $17,042 and $2 as of December 31, 2020 and 2019, respectively. There were $62,108 and $25,366 of forfeitures used to reduce Employer contributions for the years ended December 31, 2020 and 2019, respectively.

NOTE 2 SUMMARY OF SIGNIFICANT ACCOUNTING POLICIES

Basis of Accounting

The financial statements of the Plan are prepared on the accrual basis of accounting.

Use of Estimates

The preparation of financial statements in accordance with accounting principles generally accepted in the United States of America (U.S. GAAP) requires management to make estimates and assumptions that affect the reported amounts of assets and liabilities and changes therein, and disclosure of contingent assets and liabilities. Actual results could differ from those estimates.

Investment Valuation and Income Recognition

The Plan's investments are reported at fair value. Fair value is the price that would be received to sell an asset or paid to transfer a liability in an orderly transaction between market participants at the measurement date. See Note 3 for discussion of fair value measurements.

NOTE 2 SUMMARY OF SIGNIFICANT ACCOUNTING POLICIES (CONTINUED)

Investment Valuation and Income Recognition (Continued)

Purchases and sales of securities are recorded on a trade-date basis. Interest income is recorded on the accrual basis. Dividends are recorded on the ex-dividend date. Net appreciation (depreciation) includes the Plan's gains and losses on investments bought and sold as well as held during the year.

Payment of Benefits

Benefits are recorded when paid.

Administrative Expenses

Administrative expenses are paid by the participants out of the assets of the Plan and by the Employer. Although the Employer has elected to pay some administrative costs, it is not obligated to do so. If the Employer ceases to pay all or part of these costs in the future, they will be paid out of the assets of the Plan.

Excess Contributions Payable

Refunds of excess participant deferral contributions and forfeited Employer matching contributions may be required to satisfy the relevant nondiscrimination provisions of the Plan. Such refunds are accrued as a liability and as additional benefits paid in the Plan year in which the excess deferrals were made to the Plan.

Subsequent Events

The Plan has evaluated subsequent events through August 26, 2021, the date the financial statements were available to be issued.

NOTE 3 FAIR VALUE OF INVESTMENTS

The framework for measuring fair value provides a fair value hierarchy that prioritizes the inputs to valuation techniques used to measure fair value. The hierarchy gives the highest priority to unadjusted quoted prices in active markets for identical assets or liabilities (Level 1) and the lowest priority to unobservable inputs (Level 3). The three levels of the fair value hierarchy are described as follows:

Level 1 – Inputs to the valuation methodology are unadjusted quoted prices for identical assets or liabilities in active markets that the Plan has the ability to access.

Level 2 – Inputs other than quoted prices included within Level 1 that are observable for the asset or liability, either directly or indirectly, such as:

- quoted prices for similar assets or liabilities in active markets;
- quoted prices for identical or similar assets or liabilities in inactive markets;
- inputs other than quoted prices that are observable for the asset or liability;
- inputs that are derived principally from or corroborated by observable market data by correlation or other means.

NOTE 3 FAIR VALUE OF INVESTMENTS (CONTINUED)

If the asset or liability has a specified (contractual) term, the Level 2 input must be observable for substantially the full term of the asset or liability.

Level 3 – Inputs to the valuation methodology are unobservable and significant to the fair market value measurement.

The asset or liability's fair value measurement level within the fair value hierarchy is based on the lowest level of any input that is significant to the fair value measurement. Valuation techniques used need to maximize the use of observable inputs and minimize the use of unobservable inputs.

Following is a description of the valuation methodologies used for assets measured at fair value. There have been no changes in the valuation methodologies used at December 31, 2020 and 2019.

Pooled Separate Accounts: Valued at the net asset value (NAV) of units, as determined by the insurance company. NAV is a readily determinable fair value and is the basis for current transactions.

Collective Trust Fund: Valued at the NAV of units of the bank collective trust. NAV is a readily determinable fair value and is the basis for current transactions. Participant transactions (purchases and sales) may occur daily. If the Plan initiates a full redemption of the collective trust, the issuer reserves the right to temporarily delay withdrawal from the trust in order to ensure that securities liquidations will be carried out in an orderly business manner.

Mutual Funds: Valued at the daily closing price as reported by the fund. Mutual funds held by the Plan are open-end mutual funds that are registered with the Securities and Exchange Commission. These funds are required to publish their daily NAV and to transact at that price. The mutual funds held by the Plan are deemed to be actively traded.

The following tables set forth by level, within the fair value hierarchy, the Plan's investments at fair value as of December 31:

	2020			
	Level 1	Level 2	Level 3	Total
Pooled Separate Accounts	$ -	$ 48,163,762	$ -	$ 48,163,762
Total Investments at Fair Value	$ -	$ 48,163,762	$ -	$ 48,163,762

	2019			
	Level 1	Level 2	Level 3	Total
Mutual Funds	$ 36,863,049	$ -	$ -	$ 36,863,049
Collective Trust Fund	-	7,622,737	-	7,622,737
Total Investments at Fair Value	$ 36,863,049	$ 7,622,737	$ -	$ 44,485,786

NOTE 4 CERTIFICATION OF INVESTMENT INFORMATION

Reliance Trust Company, the trustee of the Plan, and Massachusetts Mutual Life Insurance Company, the insurance company, have supplied the Plan administrator with certifications as to the completeness and accuracy of all investment information reflected on the accompanying statements of net assets available for benefits as of December 31, 2020 and 2019, the statements of changes in net assets available for benefits for the years then ended, and the supplemental schedule of assets (held at end of year) as of December 31, 2020.

NOTE 5 PLAN TERMINATION

Although it has not expressed any intent to do so, the Employer reserves the right to alter, amend, or terminate the Plan, subject to the provisions of ERISA. In the event of Plan termination, participants will become 100% vested in his/her accounts. Any unallocated assets of the Plan would be allocated to participant accounts and distributed in such a manner as the Employer may determine.

NOTE 6 PARTY-IN-INTEREST TRANSACTIONS

The Plan invests in pooled separate accounts managed by Massachusetts Mutual Life Insurance Company, the insurance company as defined by the Plan and, therefore, the investment transactions qualify as party-in-interest transactions. Fees paid to the Insurance Company, as reflected in the statements of changes in net assets available for benefits, are also party-in-interest transactions. Fees incurred by the Plan for the investment management services are included in net appreciation (depreciation) in fair value of the investment for the year ended December 31, 2019 and the period ended April 1, 2020, as they are paid through revenue sharing, rather than a direct payment. These party-in-interest transactions are exempt from the prohibited transaction rules of ERISA.

NOTE 7 PLAN TAX STATUS

The Plan is placing reliance on an opinion letter dated March 31, 2014, received from the Internal Revenue Service (IRS) indicating that the Plan is qualified under Section 401 of the IRC and is therefore not subject to tax under current income tax law. The Plan has been amended since receiving the opinion letter. However, the plan administrator believes that the Plan is designed, and is currently being operated, in compliance with the applicable requirements of the IRC and, therefore, believes that the Plan is qualified, and the related trust is tax-exempt.

U.S. GAAP requires plan management to evaluate tax positions taken by the Plan and recognize a tax liability if the organization has taken an uncertain position that more likely than not would not be sustained upon examination by the IRS. The Plan is subject to routine audits by taxing jurisdictions; however, there are currently no audits for any tax periods in progress.

NOTE 8 RISKS AND UNCERTAINTIES

The Plan invests in various investment securities. Investment securities are exposed to various risks such as interest rate, market, and credit risks. Due to the level of risk associated with certain investment securities, it is at least reasonably possible that changes in the values of investment securities will occur in the near term and that such changes could materially affect the amounts reported in the statements of net assets available for benefits.

The World Health Organization has declared the spread of Coronavirus Disease (COVID-19) a worldwide pandemic. The COVID-19 pandemic is having significant effects on global markets, supply chains, businesses, and communities. As a result of COVID-19, there has been heightened market risk and volatility associated with the pandemic. This could materially affect participants' account balances and the amounts reported in the statements of net assets available for benefits and the statements of changes in net assets available for benefits. Because of the uncertainty, plan management is unable to estimate the total impact the pandemic will have.

NOTE 9 RECONCILIATION OF FINANCIAL STATEMENTS TO FORM 5500

The following is a reconciliation of net assets available for benefits per the financial statements to Form 5500 as of December 31:

	2020	2019
Net Assets Available for Benefits per the Financial Statements	$ 48,220,181	$ 44,452,645
Excess Contributions Payable	-	33,141
Net Assets Available for Benefits per Form 5500	$ 48,220,181	$ 44,485,786

The following is a reconciliation of the net increase in net assets available for benefits per the financial statements to Form 5500 for the years ended December 31:

	2020	2019
Net Increase in Net Assets Available for Benefits per the Financial Statements	$ 3,767,536	$ 8,553,257
Net Change in Excess Contributions Payable	(33,141)	(3,253)
Net Increase in Net Assets Available for Benefits per Form 5500	$ 3,734,395	$ 8,550,004

The Separate Account is a pooled separate account, as classified in the financial statements included herein. The pooled separate account did not file Form 5500 for the direct filing entity; therefore, the underlying assets have been reported on the Form 5500, Schedule H.

THE SALARY THRIFT SAVINGS PLAN FOR EMPLOYEES
OF LAPHAM-HICKEY STEEL CORP.
E.I.N. 36-2338813 PLAN NO. 003
SCHEDULE H, LINE 4i—SCHEDULE OF ASSETS (HELD AT END OF YEAR)
DECEMBER 31, 2020

(a)	(b)	(c)	(d)	(e)
	Identity of Issue, Borrower, Lessor, or Similar Party	Description of Investment Including Maturity Date, Rate of Interest, Collateral, Par, or Maturity Value	Cost **	Current Value
		Underlying Investments of the Pooled Separate Account:		
*	MassMutual Life Insurance Co	American Century One Choice 2025		$ 4,424,975
*	MassMutual Life Insurance Co	American Century One Choice 2035		4,731,081
*	MassMutual Life Insurance Co	American Century One Choice 2045		670,632
*	MassMutual Life Insurance Co	American Century One Choice 2055		508,069
*	MassMutual Life Insurance Co	American Century One Choice In Retirement		961,937
*	MassMutual Life Insurance Co	American Funds EuroPacific Growth Fund		728,220
*	MassMutual Life Insurance Co	American Funds Income Fund of America		4,789,722
*	MassMutual Life Insurance Co	Blackrock iShares MSCI EAFE International Index K		197,108
*	MassMutual Life Insurance Co	Blackrock iShares S&P 500 Index K		9,200,590
*	MassMutual Life Insurance Co	Blackrock iShares Russell 2000 Small-Cap Index K		2,007,633
*	MassMutual Life Insurance Co	Blackrock iShares Russell Mid-Cap Index K		7,267,884
*	MassMutual Life Insurance Co	American Funds Bond Fund of America		3,757,406
*	MassMutual Life Insurance Co	Putnam Stable Value Investment Option		8,918,505
		Total Underlying Investments of the Pooled Separate Account		48,163,762
		Total Assets		$ 48,163,762

* *Indicates party-in-interest*

** *Cost omitted for participant-directed accounts.*

Investment advisory services are offered through CliftonLarsonAllen Wealth Advisors, LLC, an SEC-registered investment advisor. CLA is an independent member of Nexia International, a leading, global network of independent accounting and consulting firms. See nexia.com/member-firm-disclaimer for details. **CliftonLarsonAllen LLP**

A member of Nexia International

THE SALARY THRIFT SAVINGS PLAN FOR EMPLOYEES OF LAPHAM-HICKEY STEEL CORP.

FINANCIAL STATEMENTS AND SUPPLEMENTAL INFORMATION

YEARS ENDED DECEMBER 31, 2020 AND 2019



WEALTH ADVISORY | OUTSOURCING
AUDIT, TAX, AND CONSULTING

CLAconnect.com

THE SALARY THRIFT SAVINGS PLAN FOR EMPLOYEES
OF LAPHAM-HICKEY STEEL CORP.
TABLE OF CONTENTS
YEARS ENDED DECEMBER 31, 2020 AND 2019

INDEPENDENT AUDITORS' REPORT	**1**
FINANCIAL STATEMENTS	
STATEMENTS OF NET ASSETS AVAILABLE FOR BENEFITS	**3**
STATEMENTS OF CHANGES IN NET ASSETS AVAILABLE FOR BENEFITS	**4**
NOTES TO FINANCIAL STATEMENTS	**5**
SUPPLEMENTAL INFORMATION (ATTACHMENT TO FORM 5500)	
SCHEDULE H, LINE 4i—SCHEDULE OF ASSETS (HELD AT END OF YEAR)	**11**

CliftonLarsonAllen LLP
CLAconnect.com

INDEPENDENT AUDITORS' REPORT

Plan Oversight Committee
The Salary Thrift Savings Plan for Employees
of Lapham-Hickey Steel Corp.
Chicago, Illinois

Report on the Financial Statements

We were engaged to audit the accompanying financial statements of The Salary Thrift Savings Plan for Employees of Lapham-Hickey Steel Corp. (the Plan), which comprise the statements of net assets available for benefits as of December 31, 2020 and 2019, and the related statements of changes in net assets available for benefits for the years then ended, and the related notes to the financial statements.

Management's Responsibility for the Financial Statements

Management is responsible for the preparation and fair presentation of these financial statements in accordance with accounting principles generally accepted in the United States of America; this includes the design, implementation, and maintenance of internal control relevant to the preparation and fair presentation of financial statements that are free from material misstatement, whether due to fraud or error.

Auditors' Responsibility

Our responsibility is to express an opinion on these financial statements based on conducting the audits in accordance with auditing standards generally accepted in the United States of America. Because of the matter described in the *Basis for Disclaimer of Opinion* paragraph, however, we were not able to obtain sufficient appropriate audit evidence to provide a basis for an audit opinion.

Basis for Disclaimer of Opinion

As permitted by 29 CFR 2520.103-8 of the Department of Labor's (DOL) Rules and Regulations for Reporting and Disclosure under the Employee Retirement Income Security Act of 1974 (ERISA), the Plan administrator instructed us not to perform, and we did not perform, any auditing procedures with respect to the information summarized in Note 4, which was certified by Reliance Trust Company, the trustee of the Plan, and Massachusetts Mutual Life Insurance Company, the insurance company, except for comparing such information with the related information included in the financial statements. We have been informed by the Plan administrator that the trustee and insurance company hold the Plan's investment assets and execute investment transactions. The Plan administrator has obtained certifications from the trustee and insurance company as of and for the years ended December 31, 2020 and 2019, that the information provided to the Plan administrator by the trustee and insurance company is complete and accurate.

A member of Nexia International

CLA is an independent member of Nexia International, a leading, global network of independent accounting and consulting firms. See nexia.com/member-firm-disclaimer for details.

Plan Oversight Committee
The Salary Thrift Savings Plan for Employees
of Lapham-Hickey Steel Corp.

Disclaimer of Opinion

Because of the significance of the matter described in the *Basis for Disclaimer of Opinion* paragraph, we have not been able to obtain sufficient appropriate audit evidence to provide a basis for an audit opinion. Accordingly, we do not express an opinion on these financial statements.

Other Matter

The supplemental schedule of assets (held at end of year) as of December 31, 2020, is required by the DOL's Rules and Regulations for Reporting and Disclosure under ERISA and is presented for the purpose of additional analysis and is not a required part of the financial statements. Because of the significance of the matter described in the *Basis for Disclaimer of Opinion* paragraph, we do not express an opinion on this supplemental schedule.

Report on Form and Content in Compliance with DOL Rules and Regulations

The form and content of the information included in the financial statements and supplemental schedule, other than that derived from the information certified by the trustee and insurance company, have been audited by us in accordance with auditing standards generally accepted in the United States of America and, in our opinion, are presented in compliance with the DOL's Rules and Regulations for Reporting and Disclosure under ERISA.



CliftonLarsonAllen LLP

Oak Brook, Illinois
August 26, 2021

THE SALARY THRIFT SAVINGS PLAN FOR EMPLOYEES
OF LAPHAM-HICKEY STEEL CORP.
STATEMENTS OF NET ASSETS AVAILABLE FOR BENEFITS
DECEMBER 31, 2020 AND 2019

	2020	2019
ASSETS		
INVESTMENTS AT FAIR VALUE		
Mutual Funds	$ -	$ 36,863,049
Pooled Separate Accounts	48,163,762	-
Common Collective Trust Funds	-	7,622,737
Total Investments at Fair Value	48,163,762	44,485,786
RECEIVABLES		
Participant Deferral Contributions	36,369	-
Employer Match Contributions	20,050	-
Total Investments at Fair Value	56,419	-
Total Assets	48,220,181	44,485,786
LIABILITIES		
EXCESS CONTRIBUTIONS PAYABLE	-	33,141
NET ASSETS AVAILABLE FOR BENEFITS	$ 48,220,181	$ 44,452,645

See accompanying Notes to Financial Statements.

THE SALARY THRIFT SAVINGS PLAN FOR EMPLOYEES
OF LAPHAM-HICKEY STEEL CORP.
STATEMENTS OF CHANGES IN NET ASSETS AVAILABLE FOR BENEFITS
YEARS ENDED DECEMBER 31, 2020 AND 2019

	2020	2019
ADDITIONS:		
INVESTMENT INCOME		
Net Appreciation in Fair Value of Investments	$ 3,699,406	$ 4,645,494
Interest and Dividends	1,867,546	2,144,774
Total Investment Income	5,566,952	6,790,268
CONTRIBUTIONS		
Employer	869,000	930,589
Participants	1,644,645	1,757,227
Rollover	85,292	2,621,379
Total Contributions	2,598,937	5,309,195
Total Additions	8,165,889	12,099,463
DEDUCTIONS:		
BENEFITS PAID TO PARTICIPANTS	4,286,784	3,531,066
ADMINISTRATIVE EXPENSES	111,569	15,140
Total Deductions	4,398,353	3,546,206
NET INCREASE	3,767,536	8,553,257
NET ASSETS AVAILABLE FOR BENEFITS:		
Beginning of Year	44,452,645	35,899,388
End of Year	$ 48,220,181	$ 44,452,645

See accompanying Notes to Financial Statements.

NOTE 1 DESCRIPTION OF PLAN

The following description of The Salary Thrift Savings Plan for Employees of Lapham-Hickey Steel Corp. (the Plan) provides only general information. Participants should refer to the Plan document for a more complete description of the Plan's provisions.

General

The Plan is a defined contribution plan, originally effective July 1, 1984, established to provide deferred compensation benefits to eligible employees of Lapham-Hickey Steel Corp. (the Employer). The Plan has been amended throughout the years to comply with tax legislation and most recently amended effective August 6, 2021. The Plan is subject to the provisions of the Employee Retirement Income Security Act of 1974 (ERISA).

Eligibility

Employees who have reached age 18 are eligible to participate in employee deferrals and Employer matching contributions on the first day of the month following the completion of three months of service. Employees covered by a collective bargaining agreement that have not bargained for retirement benefits and leased employees as well as individuals employed pursuant to a work and study release program maintained by a state are not eligible to participate.

Subsequent to the year ended December 31, 2020, the Employer acquired Rebel Steel, Inc. The plan was amended to credit prior service with Rebel Steel, Inc. for purposes of determining eligibility and vesting for those employees who have commenced employment with the Employer prior to August 6, 2021.

Contributions

Participants may make pre-tax and/or after-tax voluntary contributions up to 75% of his/her compensation, subject to limitations imposed by the Internal Revenue Code (IRC). Eligible participants may elect to have a percentage of their compensation contributed as Roth contributions to the Plan and also contribute amounts representing distributions from other qualified retirement plans (rollover). Participants direct the investment of contributions into various options offered by the Plan. Participants that attain age 50 before the end of the Plan year are eligible to make catch-up contributions. The Employer will make a 100% matching contribution up to 3.5% of a participant's compensation. Employee catch-up contributions are not eligible for the Employer match.

Participant Accounts

Each participant's account is credited or charged with the participant's contributions, the Employer's contributions, and investment earnings (losses), and charged with an allocation of administrative expenses. Allocations are based on participant compensation or account balances, as defined. The benefit to which a participant is entitled is the benefit that can be provided from the participant's vested account.

NOTE 1 DESCRIPTION OF PLAN (CONTINUED)

Vesting

Participants are immediately vested in his/her voluntary contributions plus actual earnings thereon. Vesting in the Employer's matching contributions and earnings thereon is based on years of continuous service. A participant becomes fully vested after three years of service, with no vesting prior to three years of service. The nonvested balance is forfeited upon termination of service. Notwithstanding the above, a participant is fully vested upon reaching normal retirement age, death, or permanent disability.

Benefit Payments

Upon termination of service due to death, disability, retirement on or after the normal retirement age, or termination of service due to other reasons, a participant may receive the value of the vested interest in his/her account as a lump-sum distribution. The Plan's provisions also provide for in-service withdrawals if a participant reaches age 59½ and withdrawals in the event of financial hardship, as defined by the Plan. Terminated participants with an account balance of less than $5,000 are subject to involuntary cash-outs.

Forfeited Accounts

Forfeited nonvested accounts are used to reduce Employer contributions. Forfeited nonvested accounts totaled $17,042 and $2 as of December 31, 2020 and 2019, respectively. There were $62,108 and $25,366 of forfeitures used to reduce Employer contributions for the years ended December 31, 2020 and 2019, respectively.

NOTE 2 SUMMARY OF SIGNIFICANT ACCOUNTING POLICIES

Basis of Accounting

The financial statements of the Plan are prepared on the accrual basis of accounting.

Use of Estimates

The preparation of financial statements in accordance with accounting principles generally accepted in the United States of America (U.S. GAAP) requires management to make estimates and assumptions that affect the reported amounts of assets and liabilities and changes therein, and disclosure of contingent assets and liabilities. Actual results could differ from those estimates.

Investment Valuation and Income Recognition

The Plan's investments are reported at fair value. Fair value is the price that would be received to sell an asset or paid to transfer a liability in an orderly transaction between market participants at the measurement date. See Note 3 for discussion of fair value measurements.

NOTE 2 SUMMARY OF SIGNIFICANT ACCOUNTING POLICIES (CONTINUED)

Investment Valuation and Income Recognition (Continued)

Purchases and sales of securities are recorded on a trade-date basis. Interest income is recorded on the accrual basis. Dividends are recorded on the ex-dividend date. Net appreciation (depreciation) includes the Plan's gains and losses on investments bought and sold as well as held during the year.

Payment of Benefits

Benefits are recorded when paid.

Administrative Expenses

Administrative expenses are paid by the participants out of the assets of the Plan and by the Employer. Although the Employer has elected to pay some administrative costs, it is not obligated to do so. If the Employer ceases to pay all or part of these costs in the future, they will be paid out of the assets of the Plan.

Excess Contributions Payable

Refunds of excess participant deferral contributions and forfeited Employer matching contributions may be required to satisfy the relevant nondiscrimination provisions of the Plan. Such refunds are accrued as a liability and as additional benefits paid in the Plan year in which the excess deferrals were made to the Plan.

Subsequent Events

The Plan has evaluated subsequent events through August 26, 2021, the date the financial statements were available to be issued.

NOTE 3 FAIR VALUE OF INVESTMENTS

The framework for measuring fair value provides a fair value hierarchy that prioritizes the inputs to valuation techniques used to measure fair value. The hierarchy gives the highest priority to unadjusted quoted prices in active markets for identical assets or liabilities (Level 1) and the lowest priority to unobservable inputs (Level 3). The three levels of the fair value hierarchy are described as follows:

Level 1 – Inputs to the valuation methodology are unadjusted quoted prices for identical assets or liabilities in active markets that the Plan has the ability to access.

Level 2 – Inputs other than quoted prices included within Level 1 that are observable for the asset or liability, either directly or indirectly, such as:

- quoted prices for similar assets or liabilities in active markets;
- quoted prices for identical or similar assets or liabilities in inactive markets;
- inputs other than quoted prices that are observable for the asset or liability;
- inputs that are derived principally from or corroborated by observable market data by correlation or other means.

NOTE 3 FAIR VALUE OF INVESTMENTS (CONTINUED)

If the asset or liability has a specified (contractual) term, the Level 2 input must be observable for substantially the full term of the asset or liability.

Level 3 – Inputs to the valuation methodology are unobservable and significant to the fair market value measurement.

The asset or liability's fair value measurement level within the fair value hierarchy is based on the lowest level of any input that is significant to the fair value measurement. Valuation techniques used need to maximize the use of observable inputs and minimize the use of unobservable inputs.

Following is a description of the valuation methodologies used for assets measured at fair value. There have been no changes in the valuation methodologies used at December 31, 2020 and 2019.

Pooled Separate Accounts: Valued at the net asset value (NAV) of units, as determined by the insurance company. NAV is a readily determinable fair value and is the basis for current transactions.

Collective Trust Fund: Valued at the NAV of units of the bank collective trust. NAV is a readily determinable fair value and is the basis for current transactions. Participant transactions (purchases and sales) may occur daily. If the Plan initiates a full redemption of the collective trust, the issuer reserves the right to temporarily delay withdrawal from the trust in order to ensure that securities liquidations will be carried out in an orderly business manner.

Mutual Funds: Valued at the daily closing price as reported by the fund. Mutual funds held by the Plan are open-end mutual funds that are registered with the Securities and Exchange Commission. These funds are required to publish their daily NAV and to transact at that price. The mutual funds held by the Plan are deemed to be actively traded.

The following tables set forth by level, within the fair value hierarchy, the Plan's investments at fair value as of December 31:

	2020			
	Level 1	Level 2	Level 3	Total
Pooled Separate Accounts	$ -	$ 48,163,762	$ -	$ 48,163,762
Total Investments at Fair Value	$ -	$ 48,163,762	$ -	$ 48,163,762

	2019			
	Level 1	Level 2	Level 3	Total
Mutual Funds	$ 36,863,049	$ -	$ -	$ 36,863,049
Collective Trust Fund	-	7,622,737	-	7,622,737
Total Investments at Fair Value	$ 36,863,049	$ 7,622,737	$ -	$ 44,485,786

NOTE 4 CERTIFICATION OF INVESTMENT INFORMATION

Reliance Trust Company, the trustee of the Plan, and Massachusetts Mutual Life Insurance Company, the insurance company, have supplied the Plan administrator with certifications as to the completeness and accuracy of all investment information reflected on the accompanying statements of net assets available for benefits as of December 31, 2020 and 2019, the statements of changes in net assets available for benefits for the years then ended, and the supplemental schedule of assets (held at end of year) as of December 31, 2020.

NOTE 5 PLAN TERMINATION

Although it has not expressed any intent to do so, the Employer reserves the right to alter, amend, or terminate the Plan, subject to the provisions of ERISA. In the event of Plan termination, participants will become 100% vested in his/her accounts. Any unallocated assets of the Plan would be allocated to participant accounts and distributed in such a manner as the Employer may determine.

NOTE 6 PARTY-IN-INTEREST TRANSACTIONS

The Plan invests in pooled separate accounts managed by Massachusetts Mutual Life Insurance Company, the insurance company as defined by the Plan and, therefore, the investment transactions qualify as party-in-interest transactions. Fees paid to the Insurance Company, as reflected in the statements of changes in net assets available for benefits, are also party-in-interest transactions. Fees incurred by the Plan for the investment management services are included in net appreciation (depreciation) in fair value of the investment for the year ended December 31, 2019 and the period ended April 1, 2020, as they are paid through revenue sharing, rather than a direct payment. These party-in-interest transactions are exempt from the prohibited transaction rules of ERISA.

NOTE 7 PLAN TAX STATUS

The Plan is placing reliance on an opinion letter dated March 31, 2014, received from the Internal Revenue Service (IRS) indicating that the Plan is qualified under Section 401 of the IRC and is therefore not subject to tax under current income tax law. The Plan has been amended since receiving the opinion letter. However, the plan administrator believes that the Plan is designed, and is currently being operated, in compliance with the applicable requirements of the IRC and, therefore, believes that the Plan is qualified, and the related trust is tax-exempt.

U.S. GAAP requires plan management to evaluate tax positions taken by the Plan and recognize a tax liability if the organization has taken an uncertain position that more likely than not would not be sustained upon examination by the IRS. The Plan is subject to routine audits by taxing jurisdictions; however, there are currently no audits for any tax periods in progress.

NOTE 8 RISKS AND UNCERTAINTIES

The Plan invests in various investment securities. Investment securities are exposed to various risks such as interest rate, market, and credit risks. Due to the level of risk associated with certain investment securities, it is at least reasonably possible that changes in the values of investment securities will occur in the near term and that such changes could materially affect the amounts reported in the statements of net assets available for benefits.

The World Health Organization has declared the spread of Coronavirus Disease (COVID-19) a worldwide pandemic. The COVID-19 pandemic is having significant effects on global markets, supply chains, businesses, and communities. As a result of COVID-19, there has been heightened market risk and volatility associated with the pandemic. This could materially affect participants' account balances and the amounts reported in the statements of net assets available for benefits and the statements of changes in net assets available for benefits. Because of the uncertainty, plan management is unable to estimate the total impact the pandemic will have.

NOTE 9 RECONCILIATION OF FINANCIAL STATEMENTS TO FORM 5500

The following is a reconciliation of net assets available for benefits per the financial statements to Form 5500 as of December 31:

	2020	2019
Net Assets Available for Benefits per the Financial Statements	$ 48,220,181	$ 44,452,645
Excess Contributions Payable	-	33,141
Net Assets Available for Benefits per Form 5500	$ 48,220,181	$ 44,485,786

The following is a reconciliation of the net increase in net assets available for benefits per the financial statements to Form 5500 for the years ended December 31:

	2020	2019
Net Increase in Net Assets Available for Benefits per the Financial Statements	$ 3,767,536	$ 8,553,257
Net Change in Excess Contributions Payable	(33,141)	(3,253)
Net Increase in Net Assets Available for Benefits per Form 5500	$ 3,734,395	$ 8,550,004

The Separate Account is a pooled separate account, as classified in the financial statements included herein. The pooled separate account did not file Form 5500 for the direct filing entity; therefore, the underlying assets have been reported on the Form 5500, Schedule H.

THE SALARY THRIFT SAVINGS PLAN FOR EMPLOYEES
OF LAPHAM-HICKEY STEEL CORP.
E.I.N. 36-2338813 PLAN NO. 003
SCHEDULE H, LINE 4i—SCHEDULE OF ASSETS (HELD AT END OF YEAR)
DECEMBER 31, 2020

(a)	(b)	(c)	(d)	(e)
	Identity of Issue, Borrower, Lessor, or Similar Party	Description of Investment Including Maturity Date, Rate of Interest, Collateral, Par, or Maturity Value	Cost **	Current Value
		Underlying Investments of the Pooled Separate Account:		
*	MassMutual Life Insurance Co	American Century One Choice 2025		$ 4,424,975
*	MassMutual Life Insurance Co	American Century One Choice 2035		4,731,081
*	MassMutual Life Insurance Co	American Century One Choice 2045		670,632
*	MassMutual Life Insurance Co	American Century One Choice 2055		508,069
*	MassMutual Life Insurance Co	American Century One Choice In Retirement		961,937
*	MassMutual Life Insurance Co	American Funds EuroPacific Growth Fund		728,220
*	MassMutual Life Insurance Co	American Funds Income Fund of America		4,789,722
*	MassMutual Life Insurance Co	Blackrock iShares MSCI EAFE International Index K		197,108
*	MassMutual Life Insurance Co	Blackrock iShares S&P 500 Index K		9,200,590
*	MassMutual Life Insurance Co	Blackrock iShares Russell 2000 Small-Cap Index K		2,007,633
*	MassMutual Life Insurance Co	Blackrock iShares Russell Mid-Cap Index K		7,267,884
*	MassMutual Life Insurance Co	American Funds Bond Fund of America		3,757,406
*	MassMutual Life Insurance Co	Putnam Stable Value Investment Option		8,918,505
		Total Underlying Investments of the Pooled Separate Account		48,163,762
		Total Assets		$ 48,163,762

* *Indicates party-in-interest*

** *Cost omitted for participant-directed accounts.*

Investment advisory services are offered through CliftonLarsonAllen Wealth Advisors, LLC, an SEC-registered investment advisor. CLA is an independent member of Nexia International, a leading, global network of independent accounting and consulting firms. See nexia.com/member-firm-disclaimer for details. **CliftonLarsonAllen LLP**

A member of Nexia International

MassMutual

Schedule C Soft Dollar Compensation
Eligible Indirect Compensation Statement

Mutual fund investments of the plan (whether direct or indirect through a separate investment account) may have soft dollar arrangements pursuant to which the investment advisor or sub-advisor to the mutual fund (and/or its affiliates) may direct trades to certain brokers in exchange for research and other services, other than just trade execution. For plans investing directly or indirectly in the MassMutual Premier or Select Funds, the funds listed below had soft dollar arrangements during the previous fiscal year-end. For details, please refer to the Portfolio Transactions and Brokerage section of the Statement of Additional Information ("SAI"). For all other mutual funds, MassMutual provided the required written disclosure in the Statement of Additional Information ("SAI").

For additional information on soft dollar compensation, refer to the section of the mutual fund's SAI that discusses brokerage allocation and other practices.

MassMutual Premier Funds

MassMutual Premier Global Fund
MassMutual Premier International Eq Fund
MassMutual Premier Main Street Fund
MassMutual Premier Small Cap Opps Fund
MassMutual Premier Strat Emerg Mkts Fund

MassMutual Select Funds

MassMutual Select BlackRock Glbl Allc Fund
MassMutual Select Blue Chip Growth Fund
MassMutual Select Diversified Value Fund
MassMutual Select Equity Opports Fund
MassMutual Select Fundamental Growth Fund
MassMutual Select Fundamental Value Fund
MassMutual Select Growth Opps Fund
MassMutual Select Mid Cap Growth Fund
MassMutual Select Mid Cap Value Fund
MassMutual Select Overseas Fund
MassMutual Select Small Cap Growth Eq Fund
MassMutual Select Small Cap Val Eq Fund
MassMutual Select Small Company Val Fund

MassMutual RetireSMART by JPMorgan in Retirement Fund
MassMutual RetireSMART by JPMorgan 2020 Fund
MassMutual RetireSMART by JPMorgan 2025 Fund
MassMutual RetireSMART by JPMorgan 2030 Fund
MassMutual RetireSMART by JPMorgan 2035 Fund
MassMutual RetireSMART by JPMorgan 2040 Fund
MassMutual RetireSMART by JPMorgan 2045 Fund
MassMutual RetireSMART by JPMorgan 2050 Fund
MassMutual RetireSMART by JPMorgan 2055 Fund
MassMutual RetireSMART by JPMorgan 2060 Fund

Copyright © 2020. All rights reserved. Massachusetts Mutual Life Insurance Company (MassMutual), Springfield, MA 01111-0001.

Fee and Compensation Disclosure Report

Please refer to the plan's ERISA Section 408(b)(2) Disclosure materials, including the 408(b)(2) Disclosure Statement(s), Investment Option Disclosure(s), Service Agreement and Contract Amendments and 408(b)(2) Disclosure Statement Change Notices (the "408(b)(2) Disclosure Materials") previously delivered to you. You can also access copies of your 408(b)(2) Disclosure Materials through your MassMutual plan sponsor portal or you can contact your account manager for assistance.

The 408(b)(2) Disclosure Materials and this document, together, can assist a plan administrator ("you") in completing the Form 5500 Schedule C[1] by identifying different types of services and the different types of compensation paid with respect to the product utilized by your plan.

As permitted under the Schedule C rules, compensation is disclosed in the attached report as an actual dollar amount, an estimate or a formula or rate.

- Where an actual dollar amount of compensation is disclosed, no further notation regarding compensation calculations is generally provided.
- Where an estimate of the compensation amount is disclosed, we have used a reasonable method to arrive at the estimate and we have described the method used to arrive at the estimated amount.
- Where a formula or rate is provided to report compensation, we have used a reasonable method to arrive at the estimate and we have described the method used to arrive at the estimated amount. This formula or rate may be disclosed to describe the compensation to which it applies under the Schedule C rules. Alternatively, for purposes of Schedule C disclosure or in connection with your fiduciary review of the compensation paid with respect to the services, products and investment options utilized by the plan, you may calculate and disclose an actual or estimated dollar amount by multiplying the rate by the total assets to which it applies.

Please note that, unless otherwise indicated in the descriptions contained in this report, direct compensation is presented on a plan year basis 01/01/2020 - 12/31/2020 and indirect compensation is presented on a calendar year basis ending 12/31/2020.

This report includes compensation actually paid to or by MassMutual within the indicated plan year as part of your MassMutual-serviced product. *(Note: If the plan year period or plan year end indicated in this Schedule C reporting package is incorrect, please notify your MassMutual customer service representative immediately).* This report does not include amounts deducted from plan assets and paid to third parties (other than MassMutual). In addition, the report does not include compensation related to investments held by the plan that are not serviced on our recordkeeping system. You should contact your other service providers for reportable compensation information. You may also receive information on the compensation reported here from other service providers as is described below.

Please note that we have provided suggested service codes (based on the information in our records) with respect to services provided through our product. Please review all Schedule C and other Form 5500 materials with your experienced benefits counsel and other professionals to determine the most appropriate codes for your plan. In addition, please note that because plans with fewer than 100 participants (as of the beginning of the plan year) are generally not required to file Schedule C, you should refer to the instructions provided by the IRS for Schedule C and/or review the applicability of Schedule C to your plan with your experienced tax/benefits counsel, to determine whether it is necessary for the plan to report the information contemplated by this report.

Please contact your MassMutual Service Team should you require additional information regarding the compensation paid to or by MassMutual with respect to your plan.

*****

Information provided in this document and related materials we provide are not intended to be and shall not be deemed tax advice, tax form preparation services, legal advice, advice to plans regarding compliance with ERISA reporting compliance, or accounting or other professional services. As described above, the information contained in this report may not cover all of the compensation received by the plan's service providers. We strongly encourage you to review all Schedule C and other Form 5500 materials with experienced benefits counsel and other professionals.

---

[1]Please refer to the Schedule C of the Form 5500 and its instructions (available at: http://www.dol.gov/ebsa/5500main.html), and please confer with experienced benefits counsel and other professionals, to determine the applicability of Schedule C to your plan.

FORM 5500 SCHEDULE C REPORT
SCHEDULE C, LINE 2(h) AND LINE 3(e) FORMULA DESCRIPTION

SAL THRIFT SVNGS PLAN LAPHAM-HICKEY (849448)
EIN #: 36-2338813

Please note that, unless otherwise indicated in the descriptions contained in this report, direct compensation is presented on a plan year basis 01/01/2020 - 12/31/2020 and indirect compensation is presented on a calendar year basis ending 12/31/2020.

For use with lines 2(h), 3(c), 3(d), 3(e)

Total Direct Compensation Paid **$133,283.69**

The total amount identified above reflects all fees deducted from plan assets at the plan administrator's direction for the plan year. Service providers which have received portions of these direct fees are listed below, along with the amount of fees they received. Please note that if there is a discrepancy between the total direct fees reported above and the sum of the direct fees reported below, you should contact your other service providers or your plan records to identify the recipient(s) of the fees and any other information relevant to your Schedule C filing.

Recipient: Massachusetts Mutual Life Insurance Company EIN: 04-1590850

Service Codes: 15, 23, 37, 38, 54, 55, 59, 60, 62, 63, 64, 65, 66, 99, 50 (if direct compensation amount reflected below)

Direct Compensation **$63,311.95**

The total amount identified above reflects fees deducted from plan assets at the plan administrator's direction for the 2020 plan year for the above named recipient. Please review other service providers, below, to determine whether direct fees were also paid to them. Also, please review your records to determine whether other service providers may have received any compensation not reported below (e.g., a reimbursement paid to any plan fiduciary, your employee benefits counsel, or a plan auditor).

Note: Due to system accounting protocols (including 'cash basis' accounting), amounts reported as Direct Compensation and amounts reported as paid to Massachusetts Mutual Life Insurance Company ("MMLIC") are the net result of aggregating direct compensation after the effects of adjustments processed in 2020, some of which may have pertained to prior years.

Please review the detailed breakdown at the end of the report for further information.

Indirect Compensation

Annual referral fee for Millennium Trust Automatic Rollover service

Service code: 49

Payor: Millennium Trust Company, LLC EIN: 36-4400066

Millennium Trust Company, LLC (MTC) paid MassMutual a one-time referral fee of (i) $50 for each participant IRA rollover with a balance of $10,000 or more, (ii) $40 for each participant IRA rollover with a balance of $500 or more but less than $10,000, (iii) $20 for each participant IRA rollover with a balance of $100 or more but less than $500, and (iv) $0 for each participant IRA rollover with a balance of less than $100.

Float compensation **$111.52**

Bank accounts and investments associated with short-term investment pool

This is an estimate based on the annual average rate of float (0.114% for 2020) earned on the bank accounts and investments associated with the short-term investment pool for the 2020 calendar year multiplied by an estimate of the assets related to uncashed checks.* This estimate does not include float earned for any other reason (e.g., if amounts remitted cannot be immediately invested because they are not in good order). Please review or request a copy of the current float disclosure for more information about the other circumstances in which float is earned.

* A complete listing of distribution checks that remain outstanding for your plan is available on the Retirement Plan Access web site under the Standard Reports section (Report R03998-Outstanding Distribution Checks). Uncashed check assets will continue to remain in a float-earning bank account until such time direction is received from the Plan Sponsor, subject to applicable regulation. The Plan Sponsor should consult with the Plan's/Plan Sponsor's tax advisor or benefits counsel to determine if assets attributable to uncashed checks should be included on the Form 5500 filing.

Non Monetary Compensation

Please note that items of nonmonetary compensation need to be reported for Schedule A or C (Form 5500) purposes if they exceed certain *de minimus* amounts. Transactions generating nonmonetary compensation may include gifts, gratuities, or certain types of in-kind benefits. In addition, if applicable to the plan, MassMutual agents may qualify for certain forms of non-monetary compensation as a result of the sale of MassMutual contracts. These forms of non-monetary compensation include health, vision, life and disability coverage; matching contributions to 401(k) plans; cash balance and nonqualified pension plan contributions; participation at MassMutual-sponsored conferences based on recognition; and other non-monetary compensation (meals, entertainment, prizes, awards, gifts). If applicable, each plan in the agent's book of business is allocated compensation based on a pro rata basis using the number of plans representing the agent's book of business as of 12/31/2020.Information concerning reportable transactions undertaken between or among non-MassMutual parties may not be available to MassMutual. Please consult with your legal or tax advisors if you have any questions.

Compensation paid with respect to Funds*

*Note: If your plan's investment options are available through a group variable insurance contract, your plan does not invest directly in the underlying funds listed below. For information regarding the plan's investment option menu, including but not limited to any fees and charges associated with the plan's investment contract, please refer to the 408(b)(2) Disclosure Materials.

Underlying Investment Option Name	*EIN*	*Revenue Sharing Rate (%) Paid to MassMutual (rates as of 12/31/2020)*	*Underlying Fund Gross Expense Ratio as of the Fund's Year End*
AMERICAN CENTURY ONE CH 2025 R6	43-0821857		0.51%
AMERICAN CENTURY ONE CH 2035 R6	43-0821857		0.56%
AMERICAN CENTURY ONE CH 2045 R6	43-0821857		0.60%
AMERICAN CENTURY ONE CH 2055 R6	43-0821857		0.61%
AMERICAN CENTURY ONE CH RET R6	43-0821857		0.50%
AMERICAN FUNDS BOND FD AMER R6	95-2884967		0.23%
AMERICAN FUNDS EUROPACIFIC GR R6	95-1411037		0.46%
AMERICAN FUNDS INC FUND OF AM R6	NA[1]		0.26%
BLACKROCK ISH MSCI EAFE INT IX K	22-3483675		0.03%
BLACKROCK ISHARES RUSS MC IX K	04-6171663		0.08%
BLACKROCK ISHARES S&P 500 IX K	NA[1]		0.03%
BLACKROCK ISHR RUSS 2000 SC IX K	22-3483675		0.08%
PUTNAM STABLE VALUE CLASS 25	NA[1]		0.38%

[1] At the time this report was generated this information was not available.

Under the variable investment options available through your plan's group annuity contract or funding agreement, contract values are invested in insurance company separate accounts that, in turn, invest in underlying registered investment companies (i.e., mutual funds) and

collective investment funds.

The above list includes any investment option held by the plan on at least one month end during the 2020 calendar year. To arrive at an estimate of the dollar amount that MassMutual received from each investment option, multiply the rate of fees received from each investment option by your plan's year-end balance (or if the investment option was liquidated prior to year end, the balance on the liquidation date) and, if applicable, the per participant fee by the number of participants in the investment option at year end (or the liquidation date if earlier). This will be an estimate because your plan's balance and number of participants will vary over the course of the year, so the year-end balance and number of participants may be higher or lower than the daily balance. In addition, these fees are calculated on a daily basis.

Recipient: MERRILL LYNCH PIERCE FENNER SMITH INC EIN: 13-5674085

Service Codes:

Please contact your Service Provider for the list of applicable services performed and Service Codes.

Direct Compensation **$21,714.76**

The total amount identified above reflects fees deducted from plan assets at the plan administrator's direction for the 2020 plan year for the above named recipient.

Note: Due to system accounting protocols (including 'cash basis' accounting), amounts reported as Direct Compensation are the net result of aggregating direct compensation after the effects of adjustments processed in 2020, some of which may have pertained to prior years.

Please review the detailed breakdown at the end of the report for further information.

Indirect Compensation **$0.00**

Our records indicate that this recipient did not receive any Indirect Compensation. Please review your records to determine whether this service provider may have received any compensation not reported.

Recipient: MassMutual Retirement Services, LLC EIN: 26-1589907

Service Codes: 15, 37, 38, 49, 64, 65, 99, 50 (if direct compensation amount reflected below)

Service Codes are based on available information but might not be inclusive of all services provided. Please contact your Service Provider for a full list of services performed and Service Codes.

Direct Compensation **$400.00**

The total amount identified above reflects fees deducted from plan assets at the plan administrator's direction for the 2020 plan year for the above named recipient.

Note: Due to system accounting protocols (including 'cash basis' accounting), amounts reported as Direct Compensation are the net result of aggregating direct compensation after the effects of adjustments processed in 2020, some of which may have pertained to prior years.

Please review the detailed breakdown at the end of the report for further information.

Indirect Compensation

Recordkeeping Service Fees	Payor: Bank of America Corporation	94-1687665	**$14,822.37**

Recipient: Other EIN: 99-9999999

Service Codes:

Please contact your Service Provider for the list of applicable services performed and Service Codes.

Direct Compensation **$47,856.98**

The total amount identified above reflects fees deducted from plan assets at the plan administrator's direction for the 2020 plan year for the above named recipient.

Note: Due to system accounting protocols (including 'cash basis' accounting), amounts reported as Direct Compensation are the net result of aggregating direct compensation after the effects of adjustments processed in 2020, some of which may have pertained to prior years.

Please review the detailed breakdown at the end of the report for further information.

Indirect Compensation **$0.00**

Our records indicate that this recipient did not receive any Indirect Compensation. Please review your records to determine whether this service provider may have received any compensation not reported.

Recipient: Reliance Trust Company EIN: 58-1428634

Indirect Compensation

Trust Service Fee (if Reliance Trust Company is acting as directed trustee) **$325.00**
Service Codes: 25, 99

Payors: Massachusetts Mutual Life Insurance Company EIN: 04-1590850
MassMutual Retirement Services, LLC EIN: 26-1589907

Reflects the annual per plan trust service fee in effect as of December 31, 2020. For additional information, please refer to your "RELIANCE TRUST COMPANY ERISA 408(b)(2) Fee Disclosure" materials.

Direct Revenue Detail

Recipient: *Massachusetts Mutual Life Insurance Company*

Fee Description	Dollar Amount
Trustee Fee	$300.00
Paper Enrollment Fee	$350.00
Program and Administration Fee	$55,115.09
Rapid Delivery Fee	$800.00
One-Time Distribution Fee	$6,746.86
Total Direct Revenue:	**$63,311.95**

Recipient: *MERRILL LYNCH PIERCE FENNER SMITH INC*

Fee Description	Dollar Amount
Expense Budget Account: Service Provider Fee	$21,714.76
Total Direct Revenue:	**$21,714.76**

Recipient: *MassMutual Retirement Services, LLC*

Fee Description	Dollar Amount
Paper Enrollment Fee	$200.00
Rapid Delivery Fee	$200.00
Total Direct Revenue:	**$400.00**

Recipient: *Other*

Fee Description	Dollar Amount
Registered Investment Advisor Fee	$33,731.98
TPA Ad-Hoc Fee	$14,125.00
Total Direct Revenue:	**$47,856.98**

Grand Total Direct Fees: **$133,283.69**