Form 5500

Department of the Treasury
Internal Revenue Service

Department of Labor
Employee Benefits Security Administration

Pension Benefit Guaranty Corporation

Annual Return/Report of Employee Benefit Plan

This form is required to be filed for employee benefit plans under sections 104 and 4065 of the Employee Retirement Income Security Act of 1974 (ERISA) and sections 6057(b) and 6058(a) of the Internal Revenue Code (the Code).

▶ **Complete all entries in accordance with the instructions to the Form 5500.**

OMB Nos. 1210-0110
1210-0089

2020

This Form is Open to Public Inspection

Part I Annual Report Identification Information

For calendar plan year 2020 or fiscal plan year beginning 01/01/2020 and ending 12/31/2020

A This return/report is for:
- [ ] a multiemployer plan
- [ ] a multiple-employer plan (Filers checking this box must attach a list of participating employer information in accordance with the form instructions.)
- [X] a single-employer plan
- [ ] a DFE (specify) ____

B This return/report is:
- [ ] the first return/report
- [ ] the final return/report
- [ ] an amended return/report
- [ ] a short plan year return/report (less than 12 months)

C If the plan is a collectively-bargained plan, check here. . . . . ▶ [X]

D Check box if filing under:
- [X] Form 5558
- [ ] automatic extension
- [ ] the DFVC program
- [ ] special extension (enter description)

Part II Basic Plan Information—enter all requested information

1a Name of plan
ONESMILE 401(K) PLAN AND TRUST

1b Three-digit plan number (PN) ▶ 001

1c Effective date of plan 01/01/2000

2a Plan sponsor's name (employer, if for a single-employer plan)
Mailing address (include room, apt., suite no. and street, or P.O. Box)
City or town, state or province, country, and ZIP or foreign postal code (if foreign, see instructions)
ONESMILE, LLC

100 SPECTRUM CENTER DRIVE
SUITE 1500
IRVINE, CA 92618

2b Employer Identification Number (EIN)
47-3808383

2c Plan Sponsor's telephone number
714-668-1300

2d Business code (see instructions)
621210

Caution: A penalty for the late or incomplete filing of this return/report will be assessed unless reasonable cause is established.

Under penalties of perjury and other penalties set forth in the instructions, I declare that I have examined this return/report, including accompanying schedules, statements and attachments, as well as the electronic version of this return/report, and to the best of my knowledge and belief, it is true, correct, and complete.

SIGN HERE	Filed with authorized/valid electronic signature.	10/12/2021	ED BAILEY
	Signature of plan administrator	Date	Enter name of individual signing as plan administrator
SIGN HERE			
	Signature of employer/plan sponsor	Date	Enter name of individual signing as employer or plan sponsor
SIGN HERE			
	Signature of DFE	Date	Enter name of individual signing as DFE

3a Plan administrator's name and address [X] Same as Plan Sponsor

3b Administrator's EIN

3c Administrator's telephone number

4 If the name and/or EIN of the plan sponsor or the plan name has changed since the last return/report filed for this plan, enter the plan sponsor's name, EIN, the plan name and the plan number from the last return/report:

a Sponsor's name

c Plan Name

4b EIN

4d PN

5 Total number of participants at the beginning of the plan year	**5**	5669
6 Number of participants as of the end of the plan year unless otherwise stated (welfare plans complete only lines **6a(1), 6a(2), 6b, 6c,** and **6d**).		
a(1) Total number of active participants at the beginning of the plan year	**6a(1)**	4391
a(2) Total number of active participants at the end of the plan year	**6a(2)**	4475
b Retired or separated participants receiving benefits	**6b**	4
c Other retired or separated participants entitled to future benefits	**6c**	1414
d Subtotal. Add lines **6a(2)**, **6b**, and **6c**	**6d**	5893
e Deceased participants whose beneficiaries are receiving or are entitled to receive benefits.	**6e**	3
f Total. Add lines **6d** and **6e**	**6f**	5896
g Number of participants with account balances as of the end of the plan year (only defined contribution plans complete this item)	**6g**	5085
h Number of participants who terminated employment during the plan year with accrued benefits that were less than 100% vested	**6h**	2
7 Enter the total number of employers obligated to contribute to the plan (only multiemployer plans complete this item)	**7**	

8a If the plan provides pension benefits, enter the applicable pension feature codes from the List of Plan Characteristics Codes in the instructions:

2G 2J 2K 2T 3H 2F 3D 2R

b If the plan provides welfare benefits, enter the applicable welfare feature codes from the List of Plan Characteristics Codes in the instructions:

9a Plan funding arrangement (check all that apply)

(1)	[ ]	Insurance
(2)	[ ]	Code section 412(e)(3) insurance contracts
(3)	[X]	Trust
(4)	[ ]	General assets of the sponsor

9b Plan benefit arrangement (check all that apply)

(1)	[ ]	Insurance
(2)	[ ]	Code section 412(e)(3) insurance contracts
(3)	[X]	Trust
(4)	[ ]	General assets of the sponsor

10 Check all applicable boxes in 10a and 10b to indicate which schedules are attached, and, where indicated, enter the number attached. (See instructions)

a Pension Schedules

(1)	[X]	**R** (Retirement Plan Information)
(2)	[ ]	**MB** (Multiemployer Defined Benefit Plan and Certain Money Purchase Plan Actuarial Information) - signed by the plan actuary
(3)	[ ]	**SB** (Single-Employer Defined Benefit Plan Actuarial Information) - signed by the plan actuary

b General Schedules

(1)	[X]		**H** (Financial Information)
(2)	[ ]		**I** (Financial Information – Small Plan)
(3)	[ ]	0	**A** (Insurance Information)
(4)	[X]		**C** (Service Provider Information)
(5)	[ ]		**D** (DFE/Participating Plan Information)
(6)	[ ]		**G** (Financial Transaction Schedules)

Part III Form M-1 Compliance Information (to be completed by welfare benefit plans)

11a If the plan provides welfare benefits, was the plan subject to the Form M-1 filing requirements during the plan year? (See instructions and 29 CFR 2520.101-2.) ..... ☐ Yes ☐ No

If "Yes" is checked, complete lines 11b and 11c.

11b Is the plan currently in compliance with the Form M-1 filing requirements? (See instructions and 29 CFR 2520.101-2.) ..... ☐ Yes ☐ No

11c Enter the Receipt Confirmation Code for the 2020 Form M-1 annual report. If the plan was not required to file the 2020 Form M-1 annual report, enter the Receipt Confirmation Code for the most recent Form M-1 that was required to be filed under the Form M-1 filing requirements. (Failure to enter a valid Receipt Confirmation Code will subject the Form 5500 filing to rejection as incomplete.)

Receipt Confirmation Code_____

SCHEDULE C (Form 5500)	Service Provider Information	OMB No. 1210-0110
Department of the Treasury Internal Revenue Service Department of Labor Employee Benefits Security Administration Pension Benefit Guaranty Corporation	This schedule is required to be filed under section 104 of the Employee Retirement Income Security Act of 1974 (ERISA). ▶ **File as an attachment to Form 5500.**	**2020** **This Form is Open to Public Inspection.**

For calendar plan year 2020 or fiscal plan year beginning 01/01/2020 and ending 12/31/2020

A Name of plan	**B** Three-digit plan number (PN) ▶
ONESMILE 401(K) PLAN AND TRUST	001

C Plan sponsor's name as shown on line 2a of Form 5500	**D** Employer Identification Number (EIN)
ONESMILE, LLC	47-3808383

Part I Service Provider Information (see instructions)

You must complete this Part, in accordance with the instructions, to report the information required for **each person** who received, directly or indirectly, $5,000 or more in total compensation (i.e., money or anything else of monetary value) in connection with services rendered to the plan or the person's position with the plan during the plan year. If a person received **only** eligible indirect compensation for which the plan received the required disclosures, you are required to answer line 1 but are not required to include that person when completing the remainder of this Part.

1 Information on Persons Receiving Only Eligible Indirect Compensation

a Check "Yes" or "No" to indicate whether you are excluding a person from the remainder of this Part because they received only eligible indirect compensation for which the plan received the required disclosures (see instructions for definitions and conditions).. . . . . [X] Yes [ ] No

b If you answered line 1a "Yes," enter the name and EIN or address of each person providing the required disclosures for the service providers who received only eligible indirect compensation. Complete as many entries as needed (see instructions).

(b) Enter name and EIN or address of person who provided you disclosures on eligible indirect compensation

FIDELITY INVESTMENTS INSTITUTIONAL

04-2647786

(b) Enter name and EIN or address of person who provided you disclosures on eligible indirect compensation

(b) Enter name and EIN or address of person who provided you disclosures on eligible indirect compensation

(b) Enter name and EIN or address of person who provided you disclosures on eligible indirect compensation

(b) Enter name and EIN or address of person who provided you disclosures on eligible indirect compensation

(b) Enter name and EIN or address of person who provided you disclosures on eligible indirect compensation

(b) Enter name and EIN or address of person who provided you disclosures on eligible indirect compensation

(b) Enter name and EIN or address of person who provided you disclosures on eligible indirect compensation

(b) Enter name and EIN or address of person who provided you disclosures on eligible indirect compensation

(b) Enter name and EIN or address of person who provided you disclosures on eligible indirect compensation

(b) Enter name and EIN or address of person who provided you disclosures on eligible indirect compensation

(b) Enter name and EIN or address of person who provided you disclosures on eligible indirect compensation

2. Information on Other Service Providers Receiving Direct or Indirect Compensation. Except for those persons for whom you answered "Yes" to line 1a above, complete as many entries as needed to list each person receiving, directly or indirectly, $5,000 or more in total compensation (i.e., money or anything else of value) in connection with services rendered to the plan or their position with the plan during the plan year. (See instructions).

(a) Enter name and EIN or address (see instructions)

FIDELITY INVESTMENTS INSTITUTIONAL

04-2647786

(b) Service Code(s)	(c) Relationship to employer, employee organization, or person known to be a party-in-interest	(d) Enter direct compensation paid by the plan. If none, enter -0-.	(e) Did service provider receive indirect compensation? (sources other than plan or plan sponsor)	(f) Did indirect compensation include eligible indirect compensation, for which the plan received the required disclosures?	(g) Enter total indirect compensation received by service provider excluding eligible indirect compensation for which you answered "Yes" to element (f). If none, enter -0-.	(h) Did the service provider give you a formula instead of an amount or estimated amount?
37 60 64 65 71	RECORDKEEPER	252555	Yes [X] No [ ]	Yes [X] No [ ]	0	Yes [X] No [ ]

(a) Enter name and EIN or address (see instructions)

SAGEVIEW ADVISORY GROUP, LLC

33-0818667

(b) Service Code(s)	(c) Relationship to employer, employee organization, or person known to be a party-in-interest	(d) Enter direct compensation paid by the plan. If none, enter -0-.	(e) Did service provider receive indirect compensation? (sources other than plan or plan sponsor)	(f) Did indirect compensation include eligible indirect compensation, for which the plan received the required disclosures?	(g) Enter total indirect compensation received by service provider excluding eligible indirect compensation for which you answered "Yes" to element (f). If none, enter -0-.	(h) Did the service provider give you a formula instead of an amount or estimated amount?
16	CONSULTANT	30000	Yes [ ] No [X]	Yes [ ] No [ ]		Yes [ ] No [ ]

(a) Enter name and EIN or address (see instructions)

(b) Service Code(s)	(c) Relationship to employer, employee organization, or person known to be a party-in-interest	(d) Enter direct compensation paid by the plan. If none, enter -0-.	(e) Did service provider receive indirect compensation? (sources other than plan or plan sponsor)	(f) Did indirect compensation include eligible indirect compensation, for which the plan received the required disclosures?	(g) Enter total indirect compensation received by service provider excluding eligible indirect compensation for which you answered "Yes" to element (f). If none, enter -0-.	(h) Did the service provider give you a formula instead of an amount or estimated amount?
			Yes [ ] No [ ]	Yes [ ] No [ ]		Yes [ ] No [ ]

2. Information on Other Service Providers Receiving Direct or Indirect Compensation. Except for those persons for whom you answered "Yes" to line 1a above, complete as many entries as needed to list each person receiving, directly or indirectly, $5,000 or more in total compensation (i.e., money or anything else of value) in connection with services rendered to the plan or their position with the plan during the plan year. (See instructions).

(a) Enter name and EIN or address (see instructions)

(b) Service Code(s)	**(c)** Relationship to employer, employee organization, or person known to be a party-in-interest	**(d)** Enter direct compensation paid by the plan. If none, enter -0-.	**(e)** Did service provider receive indirect compensation? (sources other than plan or plan sponsor)	**(f)** Did indirect compensation include eligible indirect compensation, for which the plan received the required disclosures?	**(g)** Enter total indirect compensation received by service provider excluding eligible indirect compensation for which you answered "Yes" to element (f). If none, enter -0-.	**(h)** Did the service provider give you a formula instead of an amount or estimated amount?
			Yes ☐ No ☐	Yes ☐ No ☐		Yes ☐ No ☐

(a) Enter name and EIN or address (see instructions)

(b) Service Code(s)	**(c)** Relationship to employer, employee organization, or person known to be a party-in-interest	**(d)** Enter direct compensation paid by the plan. If none, enter -0-.	**(e)** Did service provider receive indirect compensation? (sources other than plan or plan sponsor)	**(f)** Did indirect compensation include eligible indirect compensation, for which the plan received the required disclosures?	**(g)** Enter total indirect compensation received by service provider excluding eligible indirect compensation for which you answered "Yes" to element (f). If none, enter -0-.	**(h)** Did the service provider give you a formula instead of an amount or estimated amount?
			Yes ☐ No ☐	Yes ☐ No ☐		Yes ☐ No ☐

(a) Enter name and EIN or address (see instructions)

(b) Service Code(s)	**(c)** Relationship to employer, employee organization, or person known to be a party-in-interest	**(d)** Enter direct compensation paid by the plan. If none, enter -0-.	**(e)** Did service provider receive indirect compensation? (sources other than plan or plan sponsor)	**(f)** Did indirect compensation include eligible indirect compensation, for which the plan received the required disclosures?	**(g)** Enter total indirect compensation received by service provider excluding eligible indirect compensation for which you answered "Yes" to element (f). If none, enter -0-.	**(h)** Did the service provider give you a formula instead of an amount or estimated amount?
			Yes ☐ No ☐	Yes ☐ No ☐		Yes ☐ No ☐

Part I Service Provider Information (continued)

3. If you reported on line 2 receipt of indirect compensation, other than eligible indirect compensation, by a service provider, and the service provider is a fiduciary or provides contract administrator, consulting, custodial, investment advisory, investment management, broker, or recordkeeping services, answer the following questions for (a) each source from whom the service provider received $1,000 or more in indirect compensation and (b) each source for whom the service provider gave you a formula used to determine the indirect compensation instead of an amount or estimated amount of the indirect compensation. Complete as many entries as needed to report the required information for each source.

(a) Enter service provider name as it appears on line 2	**(b)** Service Codes (see instructions)	**(c)** Enter amount of indirect compensation
FIDELITY INVESTMENTS INSTITUTIONAL	60	0

(d) Enter name and EIN (address) of source of indirect compensation		**(e)** Describe the indirect compensation, including any formula used to determine the service provider's eligibility for or the amount of the indirect compensation.
BNYM INTL BOND I - BNY MELLON TRAN	DREYFUS TRANSFER INC 200 PARK AVENUE NEW YORK, NY 10166	0.20%

(a) Enter service provider name as it appears on line 2	**(b)** Service Codes (see instructions)	**(c)** Enter amount of indirect compensation
FIDELITY INVESTMENTS INSTITUTIONAL	60	0

(d) Enter name and EIN (address) of source of indirect compensation		**(e)** Describe the indirect compensation, including any formula used to determine the service provider's eligibility for or the amount of the indirect compensation.
INVS DEVELOP MKT Y - INVESCO INVES	11 GREENWAY PLAZA, SUITE 100 HOUSTON, TX 77046	0.25%

(a) Enter service provider name as it appears on line 2	**(b)** Service Codes (see instructions)	**(c)** Enter amount of indirect compensation
FIDELITY INVESTMENTS INSTITUTIONAL	60	0

(d) Enter name and EIN (address) of source of indirect compensation		**(e)** Describe the indirect compensation, including any formula used to determine the service provider's eligibility for or the amount of the indirect compensation.
METWEST TOT RTN BD I - BNY MELLON	P.O. BOX 9793 PROVIDENCE, RI 02940	0.10%

Part I Service Provider Information (continued)

3. If you reported on line 2 receipt of indirect compensation, other than eligible indirect compensation, by a service provider, and the service provider is a fiduciary or provides contract administrator, consulting, custodial, investment advisory, investment management, broker, or recordkeeping services, answer the following questions for (a) each source from whom the service provider received $1,000 or more in indirect compensation and (b) each source for whom the service provider gave you a formula used to determine the indirect compensation instead of an amount or estimated amount of the indirect compensation. Complete as many entries as needed to report the required information for each source.

(a) Enter service provider name as it appears on line 2	**(b)** Service Codes (see instructions)	**(c)** Enter amount of indirect compensation
FIDELITY INVESTMENTS INSTITUTIONAL	60	0

(d) Enter name and EIN (address) of source of indirect compensation	**(e)** Describe the indirect compensation, including any formula used to determine the service provider's eligibility for or the amount of the indirect compensation.
WASATCH CORE GR INST - UMB FUND SE 39-1657495	0.15%

(a) Enter service provider name as it appears on line 2	**(b)** Service Codes (see instructions)	**(c)** Enter amount of indirect compensation
FIDELITY INVESTMENTS INSTITUTIONAL	60	0

(d) Enter name and EIN (address) of source of indirect compensation	**(e)** Describe the indirect compensation, including any formula used to determine the service provider's eligibility for or the amount of the indirect compensation.
AQR LARGE CAP DEFENSIVE STYLE FD I 1 GREENWICH PLAZA GREENWICH, CT 06830	0.15%

(a) Enter service provider name as it appears on line 2	**(b)** Service Codes (see instructions)	**(c)** Enter amount of indirect compensation
FIDELITY INVESTMENTS INSTITUTIONAL	60	0

(d) Enter name and EIN (address) of source of indirect compensation	**(e)** Describe the indirect compensation, including any formula used to determine the service provider's eligibility for or the amount of the indirect compensation.
BARON GLOBAL ADVANTAGE FD RETAIL 767 5TH AVENUE 49TH FLOOR NEW YORK, NY 10153	0.40%

Part I Service Provider Information (continued)

3. If you reported on line 2 receipt of indirect compensation, other than eligible indirect compensation, by a service provider, and the service provider is a fiduciary or provides contract administrator, consulting, custodial, investment advisory, investment management, broker, or recordkeeping services, answer the following questions for (a) each source from whom the service provider received $1,000 or more in indirect compensation and (b) each source for whom the service provider gave you a formula used to determine the indirect compensation instead of an amount or estimated amount of the indirect compensation. Complete as many entries as needed to report the required information for each source.

(a) Enter service provider name as it appears on line 2	**(b)** Service Codes (see instructions)	**(c)** Enter amount of indirect compensation
FIDELITY INVESTMENTS INSTITUTIONAL	60	0

(d) Enter name and EIN (address) of source of indirect compensation		**(e)** Describe the indirect compensation, including any formula used to determine the service provider's eligibility for or the amount of the indirect compensation.
BLACKROCK MID CAP GROWTH EQUITY CL	40 EAST 52ND STREET NEW YORK, NY 10022	0.40%

(a) Enter service provider name as it appears on line 2	**(b)** Service Codes (see instructions)	**(c)** Enter amount of indirect compensation
FIDELITY INVESTMENTS INSTITUTIONAL	60	0

(d) Enter name and EIN (address) of source of indirect compensation		**(e)** Describe the indirect compensation, including any formula used to determine the service provider's eligibility for or the amount of the indirect compensation.
BLACKROCK TECHNOLOGYOPPORTUNITIES	40 EAST 52ND STREET NEW YORK, NY 10022	0.40%

(a) Enter service provider name as it appears on line 2	**(b)** Service Codes (see instructions)	**(c)** Enter amount of indirect compensation
FIDELITY INVESTMENTS INSTITUTIONAL	60	0

(d) Enter name and EIN (address) of source of indirect compensation		**(e)** Describe the indirect compensation, including any formula used to determine the service provider's eligibility for or the amount of the indirect compensation.
DOMINI IMPACT EQUITYINVESTOR	536 BROADWAY 7TH FLOOR NEW YORK, NY 10012	0.40%

Part I Service Provider Information (continued)

3. If you reported on line 2 receipt of indirect compensation, other than eligible indirect compensation, by a service provider, and the service provider is a fiduciary or provides contract administrator, consulting, custodial, investment advisory, investment management, broker, or recordkeeping services, answer the following questions for (a) each source from whom the service provider received $1,000 or more in indirect compensation and (b) each source for whom the service provider gave you a formula used to determine the indirect compensation instead of an amount or estimated amount of the indirect compensation. Complete as many entries as needed to report the required information for each source.

(a) Enter service provider name as it appears on line 2	**(b)** Service Codes (see instructions)	**(c)** Enter amount of indirect compensation
FIDELITY INVESTMENTS INSTITUTIONAL	60	0

(d) Enter name and EIN (address) of source of indirect compensation		**(e)** Describe the indirect compensation, including any formula used to determine the service provider's eligibility for or the amount of the indirect compensation.
DOMINI IMPACT INTL EQUITY INVESTOR	536 BROADWAY 7TH FLOOR NEW YORK, NY 10012	0.40%

(a) Enter service provider name as it appears on line 2	**(b)** Service Codes (see instructions)	**(c)** Enter amount of indirect compensation
FIDELITY INVESTMENTS INSTITUTIONAL	60	0

(d) Enter name and EIN (address) of source of indirect compensation		**(e)** Describe the indirect compensation, including any formula used to determine the service provider's eligibility for or the amount of the indirect compensation.
EUROPAC GOLD FUND CLASS A	LOTS 81 82 STREET C SUITE 204 DORADO, PR 00646	0.08%

(a) Enter service provider name as it appears on line 2	**(b)** Service Codes (see instructions)	**(c)** Enter amount of indirect compensation
FIDELITY INVESTMENTS INSTITUTIONAL	60	0

(d) Enter name and EIN (address) of source of indirect compensation		**(e)** Describe the indirect compensation, including any formula used to determine the service provider's eligibility for or the amount of the indirect compensation.
AXS THOMAS REUTERS VENTURE CAPTL I	181 WESTCHESTER AVENUE SUITE 402 PORT CHESTER, NY 10573	0.10%

Part I Service Provider Information (continued)

3. If you reported on line 2 receipt of indirect compensation, other than eligible indirect compensation, by a service provider, and the service provider is a fiduciary or provides contract administrator, consulting, custodial, investment advisory, investment management, broker, or recordkeeping services, answer the following questions for (a) each source from whom the service provider received $1,000 or more in indirect compensation and (b) each source for whom the service provider gave you a formula used to determine the indirect compensation instead of an amount or estimated amount of the indirect compensation. Complete as many entries as needed to report the required information for each source.

(a) Enter service provider name as it appears on line 2	**(b)** Service Codes (see instructions)	**(c)** Enter amount of indirect compensation
FIDELITY INVESTMENTS INSTITUTIONAL	60	0

(d) Enter name and EIN (address) of source of indirect compensation		**(e)** Describe the indirect compensation, including any formula used to determine the service provider's eligibility for or the amount of the indirect compensation.
JPMORGAN LARGE CAP GROWTH CLASS A	1111 POLARIS PARKWAY COLUMBUS, OH 43240	0.40%

(a) Enter service provider name as it appears on line 2	**(b)** Service Codes (see instructions)	**(c)** Enter amount of indirect compensation
FIDELITY INVESTMENTS INSTITUTIONAL	60	0

(d) Enter name and EIN (address) of source of indirect compensation		**(e)** Describe the indirect compensation, including any formula used to determine the service provider's eligibility for or the amount of the indirect compensation.
MORGAN STANLEY DISCOVERY PORT CL A	522 FIFTH AVENUE 4TH FLOOR NEW YORK, NY 10036	0.40%

(a) Enter service provider name as it appears on line 2	**(b)** Service Codes (see instructions)	**(c)** Enter amount of indirect compensation
FIDELITY INVESTMENTS INSTITUTIONAL	60	0

(d) Enter name and EIN (address) of source of indirect compensation		**(e)** Describe the indirect compensation, including any formula used to determine the service provider's eligibility for or the amount of the indirect compensation.
MORGAN STA INST INC. INCEPTION POR	522 FIFTH AVENUE 4TH FLOOR NEW YORK, NY 10036	0.10%

Part I Service Provider Information (continued)

3. If you reported on line 2 receipt of indirect compensation, other than eligible indirect compensation, by a service provider, and the service provider is a fiduciary or provides contract administrator, consulting, custodial, investment advisory, investment management, broker, or recordkeeping services, answer the following questions for (a) each source from whom the service provider received $1,000 or more in indirect compensation and (b) each source for whom the service provider gave you a formula used to determine the indirect compensation instead of an amount or estimated amount of the indirect compensation. Complete as many entries as needed to report the required information for each source.

(a) Enter service provider name as it appears on line 2	**(b)** Service Codes (see instructions)	**(c)** Enter amount of indirect compensation
FIDELITY INVESTMENTS INSTITUTIONAL	60	0

(d) Enter name and EIN (address) of source of indirect compensation	**(e)** Describe the indirect compensation, including any formula used to determine the service provider's eligibility for or the amount of the indirect compensation.
AMERICAN WASHINGTON MUTUAL INVESTO 3500 WISEMAN BLVD SAN ANTONIO, TX 78251-4321	0.37%

(a) Enter service provider name as it appears on line 2	**(b)** Service Codes (see instructions)	**(c)** Enter amount of indirect compensation

(d) Enter name and EIN (address) of source of indirect compensation	**(e)** Describe the indirect compensation, including any formula used to determine the service provider's eligibility for or the amount of the indirect compensation.

(a) Enter service provider name as it appears on line 2	**(b)** Service Codes (see instructions)	**(c)** Enter amount of indirect compensation

(d) Enter name and EIN (address) of source of indirect compensation	**(e)** Describe the indirect compensation, including any formula used to determine the service provider's eligibility for or the amount of the indirect compensation.

Part II Service Providers Who Fail or Refuse to Provide Information

4 Provide, to the extent possible, the following information for each service provider who failed or refused to provide the information necessary to complete this Schedule.

(a) Enter name and EIN or address of service provider (see instructions)	**(b)** Nature of Service Code(s)	**(c)** Describe the information that the service provider failed or refused to provide

(a) Enter name and EIN or address of service provider (see instructions)	**(b)** Nature of Service Code(s)	**(c)** Describe the information that the service provider failed or refused to provide

(a) Enter name and EIN or address of service provider (see instructions)	**(b)** Nature of Service Code(s)	**(c)** Describe the information that the service provider failed or refused to provide

(a) Enter name and EIN or address of service provider (see instructions)	**(b)** Nature of Service Code(s)	**(c)** Describe the information that the service provider failed or refused to provide

(a) Enter name and EIN or address of service provider (see instructions)	**(b)** Nature of Service Code(s)	**(c)** Describe the information that the service provider failed or refused to provide

(a) Enter name and EIN or address of service provider (see instructions)	**(b)** Nature of Service Code(s)	**(c)** Describe the information that the service provider failed or refused to provide

Part III	**Termination Information on Accountants and Enrolled Actuaries (see instructions)** (complete as many entries as needed)

a Name:

b EIN:

c Position:

d Address:

e Telephone:

Explanation:

a Name:

b EIN:

c Position:

d Address:

e Telephone:

Explanation:

a Name:

b EIN:

c Position:

d Address:

e Telephone:

Explanation:

a Name:

b EIN:

c Position:

d Address:

e Telephone:

Explanation:

a Name:

b EIN:

c Position:

d Address:

e Telephone:

Explanation:

SCHEDULE H (Form 5500)

Department of the Treasury
Internal Revenue Service

Department of Labor
Employee Benefits Security Administration

Pension Benefit Guaranty Corporation

Financial Information

This schedule is required to be filed under section 104 of the Employee Retirement Income Security Act of 1974 (ERISA), and section 6058(a) of the Internal Revenue Code (the Code).

▶ **File as an attachment to Form 5500.**

OMB No. 1210-0110

2020

This Form is Open to Public Inspection

For calendar plan year 2020 or fiscal plan year beginning 01/01/2020 and ending 12/31/2020

A Name of plan
ONESMILE 401(K) PLAN AND TRUST

B Three-digit plan number (PN) ▶ 001

C Plan sponsor's name as shown on line 2a of Form 5500
ONESMILE, LLC

D Employer Identification Number (EIN)
47-3808383

Part I Asset and Liability Statement

1 Current value of plan assets and liabilities at the beginning and end of the plan year. Combine the value of plan assets held in more than one trust. Report the value of the plan's interest in a commingled fund containing the assets of more than one plan on a line-by-line basis unless the value is reported on lines 1c(9) through 1c(14). Do not enter the value of that portion of an insurance contract which guarantees, during this plan year, to pay a specific dollar benefit at a future date. **Round off amounts to the nearest dollar.** MTIAs, CCTs, PSAs, and 103-12 IEs do not complete lines 1b(1), 1b(2), 1c(8), 1g, 1h, and 1i. CCTs, PSAs, and 103-12 IEs also do not complete lines 1d and 1e. See instructions.

Assets		(a) Beginning of Year	(b) End of Year
a Total noninterest-bearing cash	1a	0	0
b Receivables (less allowance for doubtful accounts):			
(1) Employer contributions	1b(1)	0	0
(2) Participant contributions	1b(2)	4380	4269
(3) Other	1b(3)	0	0
c General investments:			
(1) Interest-bearing cash (include money market accounts & certificates of deposit)	1c(1)	3927714	4580112
(2) U.S. Government securities	1c(2)	0	0
(3) Corporate debt instruments (other than employer securities):			
(A) Preferred	1c(3)(A)	0	0
(B) All other	1c(3)(B)	0	0
(4) Corporate stocks (other than employer securities):			
(A) Preferred	1c(4)(A)	0	0
(B) Common	1c(4)(B)	1489805	2882748
(5) Partnership/joint venture interests	1c(5)	0	0
(6) Real estate (other than employer real property)	1c(6)	0	0
(7) Loans (other than to participants)	1c(7)	0	0
(8) Participant loans	1c(8)	2579013	2175782
(9) Value of interest in common/collective trusts	1c(9)	0	0
(10) Value of interest in pooled separate accounts	1c(10)	0	0
(11) Value of interest in master trust investment accounts	1c(11)	0	0
(12) Value of interest in 103-12 investment entities	1c(12)	0	0
(13) Value of interest in registered investment companies (e.g., mutual funds)	1c(13)	109192265	129251409
(14) Value of funds held in insurance company general account (unallocated contracts)	1c(14)	0	0
(15) Other	1c(15)	0	116

			(a) Beginning of Year	**(b)** End of Year
1d	Employer-related investments:			
	(1) Employer securities	**1d(1)**	0	0
	(2) Employer real property	**1d(2)**	0	0
e	Buildings and other property used in plan operation	**1e**	0	0
f	Total assets (add all amounts in lines 1a through 1e)	**1f**	117193177	138894436
	Liabilities			
g	Benefit claims payable	**1g**	0	0
h	Operating payables	**1h**	0	0
i	Acquisition indebtedness	**1i**	0	0
j	Other liabilities	**1j**	0	0
k	Total liabilities (add all amounts in lines 1g through1j)	**1k**	0	0
	Net Assets			
l	Net assets (subtract line 1k from line 1f)	**1l**	117193177	138894436

Part II Income and Expense Statement

2 Plan income, expenses, and changes in net assets for the year. Include all income and expenses of the plan, including any trust(s) or separately maintained fund(s) and any payments/receipts to/from insurance carriers. Round off amounts to the nearest dollar. MTIAs, CCTs, PSAs, and 103-12 IEs do not complete lines 2a, 2b(1)(E), 2e, 2f, and 2g.

			(a) Amount	**(b)** Total
	Income			
a	**Contributions:**			
	(1) Received or receivable in cash from: **(A)** Employers	**2a(1)(A)**	93370	
	(B) Participants	**2a(1)(B)**	13336420	
	(C) Others (including rollovers)	**2a(1)(C)**	753858	
	(2) Noncash contributions	**2a(2)**	0	
	(3) Total contributions. Add lines **2a(1)(A), (B), (C),** and line **2a(2)**	**2a(3)**		14183648
b	**Earnings on investments:**			
	(1) Interest:			
	(A) Interest-bearing cash (including money market accounts and certificates of deposit)	**2b(1)(A)**	11900	
	(B) U.S. Government securities	**2b(1)(B)**	0	
	(C) Corporate debt instruments	**2b(1)(C)**	0	
	(D) Loans (other than to participants)	**2b(1)(D)**	0	
	(E) Participant loans	**2b(1)(E)**	132911	
	(F) Other	**2b(1)(F)**	0	
	(G) Total interest. Add lines **2b(1)(A)** through **(F)**	**2b(1)(G)**		144811
	(2) Dividends: **(A)** Preferred stock	**2b(2)(A)**	0	
	(B) Common stock	**2b(2)(B)**	10729	
	(C) Registered investment company shares (e.g. mutual funds)	**2b(2)(C)**	2908186	
	(D) Total dividends. Add lines **2b(2)(A)**, **(B)**, and **(C)**	**2b(2)(D)**		2918915
	(3) Rents	**2b(3)**		0
	(4) Net gain (loss) on sale of assets: **(A)** Aggregate proceeds	**2b(4)(A)**	2272142	
	(B) Aggregate carrying amount (see instructions)	**2b(4)(B)**	2323140	
	(C) Subtract line **2b(4)(B)** from line **2b(4)(A)** and enter result	**2b(4)(C)**		-50998
	(5) Unrealized appreciation (depreciation) of assets: **(A)** Real estate	**2b(5)(A)**	0	
	(B) Other	**2b(5)(B)**	1030440	
	(C) Total unrealized appreciation of assets. Add lines **2b(5)(A)** and **(B)**	**2b(5)(C)**		1030440

		(a) Amount	(b) Total
(6) Net investment gain (loss) from common/collective trusts	2b(6)		0
(7) Net investment gain (loss) from pooled separate accounts	2b(7)		0
(8) Net investment gain (loss) from master trust investment accounts	2b(8)		0
(9) Net investment gain (loss) from 103-12 investment entities	2b(9)		0
(10) Net investment gain (loss) from registered investment companies (e.g., mutual funds)	2b(10)		14266909
c Other income	2c		0
d Total income. Add all **income** amounts in column (b) and enter total	2d		32493725
Expenses			
e Benefit payment and payments to provide benefits:			
(1) Directly to participants or beneficiaries, including direct rollovers	2e(1)	14851200	
(2) To insurance carriers for the provision of benefits	2e(2)	0	
(3) Other	2e(3)	0	
(4) Total benefit payments. Add lines **2e(1)** through **(3)**	2e(4)		14851200
f Corrective distributions (see instructions)	2f		4045
g Certain deemed distributions of participant loans (see instructions)	2g		89643
h Interest expense	2h		0
i Administrative expenses: **(1)** Professional fees	2i(1)	0	
(2) Contract administrator fees	2i(2)	0	
(3) Investment advisory and management fees	2i(3)	0	
(4) Other	2i(4)	289022	
(5) Total administrative expenses. Add lines **2i(1)** through **(4)**	2i(5)		289022
j Total expenses. Add all **expense** amounts in column (b) and enter total	2j		15233910
Net Income and Reconciliation			
k Net income (loss). Subtract line **2j** from line **2d**	2k		17259815
l Transfers of assets:			
(1) To this plan	2l(1)		4441444
(2) From this plan	2l(2)		0

Part III Accountant's Opinion

3 Complete lines 3a through 3c if the opinion of an independent qualified public accountant is attached to this Form 5500. Complete line 3d if an opinion is not attached.

a The attached opinion of an independent qualified public accountant for this plan is (see instructions):

(1) [X] Unmodified **(2)** [ ] Qualified **(3)** [ ] Disclaimer **(4)** [ ] Adverse

b Check the appropriate box(es) to indicate whether the IQPA performed an ERISA section 103(a)(3)(C) audit. Check both boxes (1) and (2) if the audit was performed pursuant to both 29 CFR 2520.103-8 and 29 CFR 2520.103-12(d). Check box (3) if pursuant to neither.

(1) [X] DOL Regulation 2520.103-8 **(2)** [ ] DOL Regulation 2520.103-12(d) **(3)** [ ] neither DOL Regulation 2520.103-8 nor DOL Regulation 2520.103-12(d).

c Enter the name and EIN of the accountant (or accounting firm) below:

(1) Name: WRIGHT FORD YOUNG & CO **(2)** EIN: 95-3288054

d The opinion of an independent qualified public accountant is **not attached** because:

(1) [ ] This form is filed for a CCT, PSA, or MTIA. **(2)** [ ] It will be attached to the next Form 5500 pursuant to 29 CFR 2520.104-50.

Part IV Compliance Questions

4 CCTs and PSAs do not complete Part IV. MTIAs, 103-12 IEs, and GIAs do not complete lines 4a, 4e, 4f, 4g, 4h, 4k, 4m, 4n, or 5. 103-12 IEs also do not complete lines 4j and 4l. MTIAs also do not complete line 4l.

During the plan year:

		Yes	No	Amount
a Was there a failure to transmit to the plan any participant contributions within the time period described in 29 CFR 2510.3-102? Continue to answer "Yes" for any prior year failures until fully corrected. (See instructions and DOL's Voluntary Fiduciary Correction Program.)	4a	X		4909

			Yes	No	Amount
b	Were any loans by the plan or fixed income obligations due the plan in default as of the close of the plan year or classified during the year as uncollectible? Disregard participant loans secured by participant's account balance. (Attach Schedule G (Form 5500) Part I if "Yes" is checked.)	**4b**		X	
c	Were any leases to which the plan was a party in default or classified during the year as uncollectible? (Attach Schedule G (Form 5500) Part II if "Yes" is checked.)	**4c**		X	
d	Were there any nonexempt transactions with any party-in-interest? (Do not include transactions reported on line 4a. Attach Schedule G (Form 5500) Part III if "Yes" is checked.)	**4d**		X	
e	Was this plan covered by a fidelity bond?	**4e**	X		5000000
f	Did the plan have a loss, whether or not reimbursed by the plan's fidelity bond, that was caused by fraud or dishonesty?	**4f**		X	
g	Did the plan hold any assets whose current value was neither readily determinable on an established market nor set by an independent third party appraiser?	**4g**		X	
h	Did the plan receive any noncash contributions whose value was neither readily determinable on an established market nor set by an independent third party appraiser?	**4h**		X	
i	Did the plan have assets held for investment? (Attach schedule(s) of assets if "Yes" is checked, and see instructions for format requirements.)	**4i**	X		
j	Were any plan transactions or series of transactions in excess of 5% of the current value of plan assets? (Attach schedule of transactions if "Yes" is checked and see instructions for format requirements.)	**4j**		X	
k	Were all the plan assets either distributed to participants or beneficiaries, transferred to another plan, or brought under the control of the PBGC?	**4k**		X	
l	Has the plan failed to provide any benefit when due under the plan?	**4l**		X	
m	If this is an individual account plan, was there a blackout period? (See instructions and 29 CFR 2520.101-3.)	**4m**	X		
n	If 4m was answered "Yes," check the "Yes" box if you either provided the required notice or one of the exceptions to providing the notice applied under 29 CFR 2520.101-3	**4n**	X		

5a Has a resolution to terminate the plan been adopted during the plan year or any prior plan year? ☐ Yes ☒ No

If "Yes," enter the amount of any plan assets that reverted to the employer this year _____.

5b If, during this plan year, any assets or liabilities were transferred from this plan to another plan(s), identify the plan(s) to which assets or liabilities were transferred. (See instructions.)

5b(1) Name of plan(s)	**5b(2)** EIN(s)	**5b(3)** PN(s)

5c Was the plan a defined benefit plan covered under the PBGC insurance program at any time during this plan year? (See ERISA section 4021 and instructions.) ☐ Yes ☐ No ☐ Not determined

If "Yes" is checked, enter the My PAA confirmation number from the PBGC premium filing for this plan year _____.

SCHEDULE R (Form 5500)

Department of the Treasury
Internal Revenue Service

Department of Labor
Employee Benefits Security Administration

Pension Benefit Guaranty Corporation

Retirement Plan Information

This schedule is required to be filed under sections 104 and 4065 of the Employee Retirement Income Security Act of 1974 (ERISA) and section 6058(a) of the Internal Revenue Code (the Code).

▶ **File as an attachment to Form 5500.**

OMB No. 1210-0110

2020

This Form is Open to Public Inspection.

For calendar plan year 2020 or fiscal plan year beginning 01/01/2020 and ending 12/31/2020

A Name of plan
ONESMILE 401(K) PLAN AND TRUST

B Three-digit plan number (PN) ▶ 001

C Plan sponsor's name as shown on line 2a of Form 5500
ONESMILE, LLC

D Employer Identification Number (EIN)
47-3808383

Part I Distributions

All references to distributions relate only to payments of benefits during the plan year.

1 Total value of distributions paid in property other than in cash or the forms of property specified in the instructions **1**

2 Enter the EIN(s) of payor(s) who paid benefits on behalf of the plan to participants or beneficiaries during the year (if more than two, enter EINs of the two payors who paid the greatest dollar amounts of benefits):

EIN(s): 04-6568107

Profit-sharing plans, ESOPs, and stock bonus plans, skip line 3.

3 Number of participants (living or deceased) whose benefits were distributed in a single sum, during the plan year **3**

Part II Funding Information (If the plan is not subject to the minimum funding requirements of section 412 of the Internal Revenue Code or ERISA section 302, skip this Part.)

4 Is the plan administrator making an election under Code section 412(d)(2) or ERISA section 302(d)(2)? ..... ☐ **Yes** ☐ **No** ☐ **N/A**

If the plan is a defined benefit plan, go to line 8.

5 If a waiver of the minimum funding standard for a prior year is being amortized in this plan year, see instructions and enter the date of the ruling letter granting the waiver. **Date:** Month _____ Day _____ Year _____

If you completed line 5, complete lines 3, 9, and 10 of Schedule MB and do not complete the remainder of this schedule.

6 a Enter the minimum required contribution for this plan year (include any prior year accumulated funding deficiency not waived) **6a**

b Enter the amount contributed by the employer to the plan for this plan year **6b**

c Subtract the amount in line 6b from the amount in line 6a. Enter the result (enter a minus sign to the left of a negative amount) **6c**

If you completed line 6c, skip lines 8 and 9.

7 Will the minimum funding amount reported on line 6c be met by the funding deadline? ..... ☐ **Yes** ☐ **No** ☐ **N/A**

8 If a change in actuarial cost method was made for this plan year pursuant to a revenue procedure or other authority providing automatic approval for the change or a class ruling letter, does the plan sponsor or plan administrator agree with the change? ..... ☐ **Yes** ☐ **No** ☐ **N/A**

Part III Amendments

9 If this is a defined benefit pension plan, were any amendments adopted during this plan year that increased or decreased the value of benefits? If yes, check the appropriate box. If no, check the "No" box. ..... ☐ **Increase** ☐ **Decrease** ☐ **Both** ☐ **No**

Part IV ESOPs (see instructions). If this is not a plan described under section 409(a) or 4975(e)(7) of the Internal Revenue Code, skip this Part.

10 Were unallocated employer securities or proceeds from the sale of unallocated securities used to repay any exempt loan? ..... ☐ **Yes** ☐ **No**

11 a Does the ESOP hold any preferred stock? ..... ☐ **Yes** ☐ **No**

b If the ESOP has an outstanding exempt loan with the employer as lender, is such loan part of a "back-to-back" loan? (See instructions for definition of "back-to-back" loan.) ..... ☐ **Yes** ☐ **No**

12 Does the ESOP hold any stock that is not readily tradable on an established securities market? ..... ☐ **Yes** ☐ **No**

Part V Additional Information for Multiemployer Defined Benefit Pension Plans

13 Enter the following information for each employer that contributed more than 5% of total contributions to the plan during the plan year (measured in dollars). See instructions. *Complete as many entries as needed to report all applicable employers.*

a Name of contributing employer

b EIN **c** Dollar amount contributed by employer

d Date collective bargaining agreement expires *(If employer contributes under more than one collective bargaining agreement, check box* ☐ *and see instructions regarding required attachment. Otherwise, enter the applicable date.)* Month _____ Day _____ Year _____

e Contribution rate information *(If more than one rate applies, check this box* ☐ *and see instructions regarding required attachment. Otherwise, complete lines 13e(1) and 13e(2).)*
(1) Contribution rate (in dollars and cents) _____
(2) Base unit measure: ☐ Hourly ☐ Weekly ☐ Unit of production ☐ Other (specify):

---

a Name of contributing employer

b EIN **c** Dollar amount contributed by employer

d Date collective bargaining agreement expires *(If employer contributes under more than one collective bargaining agreement, check box* ☐ *and see instructions regarding required attachment. Otherwise, enter the applicable date.)* Month _____ Day _____ Year _____

e Contribution rate information *(If more than one rate applies, check this box* ☐ *and see instructions regarding required attachment. Otherwise, complete lines 13e(1) and 13e(2).)*
(1) Contribution rate (in dollars and cents) _____
(2) Base unit measure: ☐ Hourly ☐ Weekly ☐ Unit of production ☐ Other (specify): _____

---

a Name of contributing employer

b EIN **c** Dollar amount contributed by employer

d Date collective bargaining agreement expires *(If employer contributes under more than one collective bargaining agreement, check box* ☐ *and see instructions regarding required attachment. Otherwise, enter the applicable date.)* Month _____ Day _____ Year _____

e Contribution rate information *(If more than one rate applies, check this box* ☐ *and see instructions regarding required attachment. Otherwise, complete lines 13e(1) and 13e(2).)*
(1) Contribution rate (in dollars and cents) _____
(2) Base unit measure: ☐ Hourly ☐ Weekly ☐ Unit of production ☐ Other (specify): _____

---

a Name of contributing employer

b EIN **c** Dollar amount contributed by employer

d Date collective bargaining agreement expires *(If employer contributes under more than one collective bargaining agreement, check box* ☐ *and see instructions regarding required attachment. Otherwise, enter the applicable date.)* Month _____ Day _____ Year _____

e Contribution rate information *(If more than one rate applies, check this box* ☐ *and see instructions regarding required attachment. Otherwise, complete lines 13e(1) and 13e(2).)*
(1) Contribution rate (in dollars and cents) _____
(2) Base unit measure: ☐ Hourly ☐ Weekly ☐ Unit of production ☐ Other (specify): _____

---

a Name of contributing employer

b EIN **c** Dollar amount contributed by employer

d Date collective bargaining agreement expires *(If employer contributes under more than one collective bargaining agreement, check box* ☐ *and see instructions regarding required attachment. Otherwise, enter the applicable date.)* Month _____ Day _____ Year _____

e Contribution rate information *(If more than one rate applies, check this box* ☐ *and see instructions regarding required attachment. Otherwise, complete lines 13e(1) and 13e(2).)*
(1) Contribution rate (in dollars and cents) _____
(2) Base unit measure: ☐ Hourly ☐ Weekly ☐ Unit of production ☐ Other (specify): _____

---

a Name of contributing employer

b EIN **c** Dollar amount contributed by employer

d Date collective bargaining agreement expires *(If employer contributes under more than one collective bargaining agreement, check box* ☐ *and see instructions regarding required attachment. Otherwise, enter the applicable date.)* Month _____ Day _____ Year _____

e Contribution rate information *(If more than one rate applies, check this box* ☐ *and see instructions regarding required attachment. Otherwise, complete lines 13e(1) and 13e(2).)*
(1) Contribution rate (in dollars and cents) _____
(2) Base unit measure: ☐ Hourly ☐ Weekly ☐ Unit of production ☐ Other (specify): _____

14 Enter the number of deferred vested and retired participants (inactive participants), as of the beginning of the plan year, whose contributing employer is no longer making contributions to the plan for:

a The current plan year. Check the box to indicate the counting method used to determine the number of inactive participants: ☐ last contributing employer ☐ alternative ☐ reasonable approximation (see instructions for required attachment)	**14a**	
b The plan year immediately preceding the current plan year. ☐ Check the box if the number reported is a change from what was previously reported (see instructions for required attachment)	**14b**	
c The second preceding plan year. ☐ Check the box if the number reported is a change from what was previously reported (see instructions for required attachment)	**14c**	

15 Enter the ratio of the number of participants under the plan on whose behalf no employer had an obligation to make an employer contribution during the current plan year to:

a The corresponding number for the plan year immediately preceding the current plan year	**15a**	
b The corresponding number for the second preceding plan year	**15b**	

16 Information with respect to any employers who withdrew from the plan during the preceding plan year:

a Enter the number of employers who withdrew during the preceding plan year	**16a**	
b If line 16a is greater than 0, enter the aggregate amount of withdrawal liability assessed or estimated to be assessed against such withdrawn employers	**16b**	

17 If assets and liabilities from another plan have been transferred to or merged with this plan during the plan year, check box and see instructions regarding supplemental information to be included as an attachment. ☐

Part VI Additional Information for Single-Employer and Multiemployer Defined Benefit Pension Plans

18 If any liabilities to participants or their beneficiaries under the plan as of the end of the plan year consist (in whole or in part) of liabilities to such participants and beneficiaries under two or more pension plans as of immediately before such plan year, check box and see instructions regarding supplemental information to be included as an attachment. ☐

19 If the total number of participants is 1,000 or more, complete lines (a) through (c)

a Enter the percentage of plan assets held as:
Stock: _____% Investment-Grade Debt: _____% High-Yield Debt: _____% Real Estate: _____% Other: _____%

b Provide the average duration of the combined investment-grade and high-yield debt:
☐ 0-3 years ☐ 3-6 years ☐ 6-9 years ☐ 9-12 years ☐ 12-15 years ☐ 15-18 years ☐ 18-21 years ☐ 21 years or more

c What duration measure was used to calculate line 19(b)?
☐ Effective duration ☐ Macaulay duration ☐ Modified duration ☐ Other (specify):

20 **PBGC missed contribution reporting requirements.** If this is a multiemployer plan or a single-employer plan that is not covered by PBGC, skip line 20.

a Is the amount of unpaid minimum required contributions for all years from Schedule SB (Form 5500) line 40 greater than zero? ☐ Yes ☐ No

b If line 20a is "Yes," has PBGC been notified as required by ERISA sections 4043(c)(5) and/or 303(k)(4)? Check the applicable box:

☐ Yes.

☐ No. Reporting was waived under 29 CFR 4043.25(c)(2) because contributions equal to or exceeding the unpaid minimum required contribution were made by the 30th day after the due date.

☐ No. The 30-day period referenced in 29 CFR 4043.25(c)(2) has not yet ended, and the sponsor intends to make a contribution equal to or exceeding the unpaid minimum required contribution by the 30th day after the due date.

☐ No. Other. Provide explanation_____

ONESMILE 401(k) PLAN AND TRUST

FINANCIAL STATEMENTS

DECEMBER 31, 2020 AND 2019

ONESMILE 401(k) PLAN AND TRUST

INDEX TO

FINANCIAL STATEMENTS AND SUPPLEMENTAL SCHEDULES

DECEMBER 31, 2020 AND 2019

Independent Auditor's Report ……	1 – 2
Financial Statements:	
Statements of Net Assets Available for Benefits as of December 31, 2020 and 2019 ……	3
Statement of Changes in Net Assets Available for Benefits For the year ended December 31, 2020 ……	4
Notes to the Financial Statements ……	5 -13
Supplemental Schedules:	
Schedule H, Line 4i – Schedule of Assets (Held at End of Year) ……	14
Schedule H, Line 4a – Schedule of Delinquent Participant Contributions ……	15

Wright Ford Young & Co.
Certified Public Accountants and Consultants, Inc.

INDEPENDENT AUDITOR'S REPORT

To the Participants and Administrator of the
OneSmile 401(k) Plan and Trust:

Report on the Financial Statements

We were engaged to audit the accompanying financial statements of OneSmile 401(k) Plan and Trust (the Plan), which comprise the statements of net assets available for benefits as of December 31, 2020 and 2019, the related statement of changes in net assets available for benefits for the year ended December 31, 2020, and the related notes to the financial statements.

Management's Responsibility for the Financial Statements

Management is responsible for the preparation and fair presentation of these financial statements in accordance with accounting principles generally accepted in the United States of America; this includes the design, implementation, and maintenance of internal control relevant to the preparation and fair presentation of financial statements that are free from material misstatement, whether due to fraud or error.

Auditor's Responsibility

Our responsibility is to express an opinion on these financial statements based on conducting the audits in accordance with auditing standards generally accepted in the United States of America. Because of the matter described in the Basis for Disclaimer of Opinion paragraph, however, we were not able to obtain sufficient appropriate audit evidence to provide a basis for an audit opinion.

Basis for Disclaimer of Opinion

As permitted by 29 CFR 2520.103-8 of the Department of Labor's (DOL) Rules and Regulations for Reporting and Disclosure under the Employee Retirement Income Security Act of 1974 (ERISA), the plan administrator instructed us not to perform, and we did not perform, any auditing procedures with respect to the information summarized in Note 4, which was certified by Fidelity Management Trust Company, the trustee of the Plan, except for comparing such information with the related information included in the financial statements. We have been informed by the plan administrator that the trustee holds the Plan's investment assets and executes investment transactions. The plan administrator has obtained a certification from the trustee as of December 31, 2020 and 2019, and for the year ended December 31, 2020, that the information provided to the plan administrator by the trustee is complete and accurate.

16140 Sand Canyon Avenue • Irvine, California 92618 • (949) 910-CPAS (2727) • Fax (949) 910-2728

Disclaimer of Opinion

Because of the significance of the matter described in the Basis for Disclaimer of Opinion paragraph, we have not been able to obtain sufficient, appropriate audit evidence to provide a basis for an audit opinion. Accordingly, we do not express an opinion on these financial statements.

Other Matter – Supplemental Schedules

The supplemental schedules, Schedule H, Line 4i-Schedule of Assets (Held at End of Year) and Schedule H, Line 4a-Schedule of Delinquent Participant Contributions as of and for the year ended December 31, 2020 are required by the DOL's Rules and Regulations for Reporting and Disclosure under ERISA and are presented for the purpose of additional analysis and are not a required part of the financial statements. Because of the significance of the matter described in the Basis for Disclaimer of Opinion paragraph, we do not express an opinion on the supplemental schedules referred to above.

Report on Form and Content in Compliance with DOL Rules and Regulations

The form and content of the information included in the financial statements and supplemental schedules, other than that derived from the information certified by the trustee, have been audited by us in accordance with auditing standards generally accepted in the United States of America and, in our opinion, are presented in compliance with the DOL's Rules and Regulations for Reporting and Disclosure under ERISA.



WRIGHT FORD YOUNG & CO.
Irvine, California
October 1, 2021

ONESMILE 401(k) PLAN AND TRUST

STATEMENTS OF NET ASSETS AVAILABLE FOR BENEFITS

DECEMBER 31, 2020 AND 2019

	2020	2019
ASSETS:		
Investments, at fair value:		
Registered investment companies	$ 128,564,971	$ 108,455,361
Money market fund	4,172,570	3,688,842
Self-directed brokerage accounts	3,976,844	2,465,581
Total investments	136,714,385	114,609,784
Receivables:		
Participant contributions	4,269	4,380
Notes receivable from participants	2,175,782	2,579,013
Total receivables	2,180,051	2,583,393
Total assets	138,894,436	117,193,177
LIABILITIES	-	-
NET ASSETS AVAILABLE FOR BENEFITS	$ 138,894,436	$ 117,193,177

See accompanying independent auditor's report and notes to the financial statements.

ONESMILE 401(k) PLAN AND TRUST

STATEMENT OF CHANGES IN NET ASSETS AVAILABLE FOR BENEFITS

FOR THE YEAR ENDED DECEMBER 31, 2020

Additions to net assets attributed to:	
Investment earnings:	
Net appreciation in fair value of investments	$ 15,246,351
Interest income	11,900
Dividend income	2,918,915
Total investment earnings	18,177,166
Interest income on notes receivable from participants	132,911
Contributions:	
Participant	13,336,420
Employer	26,488
Rollover	753,858
Total contributions	14,116,766
Total additions	32,426,843
Deductions from net assets attributed to:	
Benefits paid to participants	14,855,245
Distributed loans	89,643
Plan fees and administrative expenses	289,022
Total deductions	15,233,910
NET INCREASE	17,192,933
NET ASSETS AVAILABLE FOR BENEFITS, beginning of year	117,193,177
TRANSFERS INTO THE PLAN (Note 9)	4,508,326
NET ASSETS AVAILABLE FOR BENEFITS, end of year	$ 138,894,436

See accompanying independent auditor's report and notes to the financial statements.

1. DESCRIPTION OF PLAN

The following description of the OneSmile 401(k) Plan and Trust (the Plan), previously known as Smile Brands Inc. 401(k) Plan and Trust, provides only general information. Participants should refer to the plan agreement for a more complete description of the Plan's provisions.

General

The Plan is a defined contribution plan covering substantially all employees of OneSmile, LLC and any of its affiliated companies, (collectively known as the Company). The Plan is subject to the provisions of the Employee Retirement Income Security Act of 1974 (ERISA), as amended. Employees who have attained at least 18 years of age are eligible to participate in the Plan on the first of each month following the completion of one month of service.

Administration

The Plan is administered by the Company.

Contributions

Participants may elect to contribute up to 75% of eligible pre-tax or post-tax compensation, not to exceed the limits of the Internal Revenue Code (IRC). Participants direct the investment of their contributions into various investment options offered by the Plan. Unless another election is made, eligible participants were automatically enrolled in the Plan with a 6% deferral election. Participants may also contribute amounts representing distributions from other qualified defined benefit or defined contribution plans. Effective March 15, 2019, the Plan was amended to allow for automatic escalation of 1% up to a maximum of 10% for participants that were automatically enrolled to take place in April each year unless otherwise elected.

The Company may make matching and/or profit sharing contributions as determined each year by the resolution of the Company's board of directors. For the year ended December 31, 2020, the Company did not make any matching or profit sharing contributions.

The Company may also make non-elective contributions which are not matching contributions. The non-elective contributions may be discretionary or may be utilized to satisfy certain administrative provisions relating to the Plan's operations. For the year ended December 31, 2020, the Company funded a qualified non-elective contribution of $9,307 for one participant due to a prior year error, and $17,181 to certain participant accounts in error, which were subsequently transferred into the forfeiture account.

1. DESCRIPTION OF PLAN – (Continued)

Participant Accounts

Each participant's account is credited with the participant's contributions, employer matching contributions, allocations of the Company's profit sharing contributions, if any, and Plan earnings. Participant accounts may be charged with an allocation of administrative expenses that are paid by the Plan. Allocations are based on the participant's eligible compensation, investment elections, specific participant transactions and/or account balances, as defined. The benefit to which a participant is entitled is the benefit that can be provided from the participant's vested account.

Payment of Benefits

On termination of service due to death, disability, retirement, or other reasons a participant may elect to receive a lump-sum amount equal to the value of the participant's vested interest in his or her account or annual installments. Participants may also elect to rollover their account to another tax deferred account or remain in the Plan until they are legally required to begin taking distributions. All vested account balances not exceeding $1,000 may be immediately distributed in a lump-sum payment. All vested account balances exceeding $1,000, but not exceeding $5,000, may be rolled into an Individual Retirement Account. With the plan administrator's approval, participants may withdraw all or part of their aggregate contributions in the event of financial hardship.

Vesting

Participants are immediately vested in their contributions plus actual earnings thereon. The Company's matching and/or profit sharing contributions plus actual earnings thereon, become 20% vested following a full year of service, as defined, and continues to vest at the rate of 20% for each successive year of service until 100% vested after five (5) years of service, attaining normal retirement age, death or disability. The Company contributions transferred into the Plan as part of a plan merger may be subject to a modified vesting schedule.

Forfeitures

The unvested portion of a terminated participant's account will be forfeited and used to reduce future Company contributions or to pay Plan expenses. For the year ended December 31, 2020, Plan expenses were reduced by approximately $51,000 from forfeited non-vested accounts. As of December 31, 2020 and 2019, the amount of available forfeitures totaled approximately $400 and $9,100, respectively.

1. DESCRIPTION OF PLAN – (Continued)

Notes Receivable from Participants

Participants may borrow from their fund accounts a maximum amount equal to the lesser of $50,000 or 50% of their vested account balance. Loan terms range from 1 to 5 years or within a reasonable period of time that is longer than 5 years for the purchase of a primary residence. The loans are secured by the balance in the participant's account and generally bear interest at a rate commensurate with the rates that a bank or other professional lender would charge for making a loan in a similar circumstance. Principal and interest is paid ratably through payroll deductions.

CARES Act

On March 27, 2020, the Coronavirus Aid, Relief, and Economic Security (CARES) Act was passed by Congress. Among other things, the CARES Act provided immediate and temporary relief for retirement plan participants with respect to distributions and participant loans. As permitted by the CARES Act, the Plan opted in to implement the following provisions for qualified individuals, as defined by the CARES Act:

- Through December 31, 2020, qualified individuals were permitted to take a distribution in an amount up to $100,000 from the Plan without an early distribution penalty. Participants who take a qualified distribution have the option to have the distribution taxed over a three-year period, with the ability to recontribute up to the full amount of the distribution within three years and not be subject to federal income tax as a result.
- Through December 31, 2020, qualified individuals could suspend all plan loan repayments. Repayments resumed in January 2021, and the loan term was extended by the amount of time that the payments were suspended.

2. SUMMARY OF SIGNIFICANT ACCOUNTING POLICIES

Basis of Accounting

The financial statements of the Plan are prepared under the accrual method of accounting.

Investment Valuation and Income Recognition

Investments are reported at fair value. Fair value is the price that would be received to sell an asset or paid to transfer a liability in an orderly transaction between market participants at the measurement date. See Note 3 for discussion of fair value measurements.

Purchases and sales of securities are recorded on a trade-date basis. Net appreciation includes the Plan's gains and losses on investments bought and sold as well as held during the period. Interest income is recorded on the accrual basis. Dividends are recorded on the ex-dividend date.

2. SUMMARY OF SIGNIFICANT ACCOUNTING POLICIES – (Continued)

Notes Receivable from Participants

Notes receivable from participants are measured at their unpaid principal balance plus any accrued but unpaid interest. Related fees are recorded as administrative fees and are expensed when they are incurred. No allowance for credit losses has been recorded as of December 31, 2020 or 2019. Delinquent participant loans are reclassified as distributions based upon the terms of the plan document.

Payment of Benefits

Benefits are recorded when paid.

Plan Fees and Administrative Expenses

Plan fees and administrative expenses are generally paid by the Plan, unless paid by the Company. Expenses that are paid by the Company are excluded from these financial statements. Certain transactional fees are charged directly to the participant's account and are included in administrative expenses.

Use of Estimates

The preparation of financial statements in conformity with accounting principles generally accepted in the United States of America requires management to make estimates and assumptions that affect the reported amounts of net assets available for benefits and disclosure of contingent assets and liabilities at the date of the financial statements and the reported amounts of changes in net assets available for benefits during the reporting period. Actual results could differ from those estimates.

Subsequent Events

The Company has evaluated subsequent events through the date of the independent auditor's report, which is the date the accompanying financial statements were available to be issued. See Note 10.

3. FAIR VALUE MEASUREMENTS

The Financial Accounting Standards Board provides the framework for measuring fair value. That framework provides a fair value hierarchy that prioritizes the inputs to valuation techniques used to measure fair value. The hierarchy gives the highest priority to unadjusted quoted prices in active markets for identical assets or liabilities (level 1 measurements) and lowest priority to unobservable inputs (level 3 measurements). The three levels of the fair value hierarchy under this framework are described as follows:

Level 1 Inputs to the valuation methodology are unadjusted quoted prices for identical assets or liabilities in active markets that the Plan has the ability to access.

3. FAIR VALUE MEASUREMENTS – (Continued)

Level 2 Inputs to the valuation methodology include:

- quoted prices for similar assets or liabilities in active markets;
- quoted prices for identical or similar assets or liabilities in inactive markets;
- inputs other than quoted prices that are observable for the asset or liability;
- inputs that are derived principally from or corroborated by observable market data by correlation or other means.

If the asset or liability has a specified (contractual) term, the level 2 input must be observable for substantially the full term of the asset or liability.

Level 3 Inputs to the valuation methodology are unobservable and significant to the fair value measurement.

The asset or liability's fair value measurement level within the fair value hierarchy is based on the lowest level of any input that is significant to the fair value measurement. Valuation techniques used need to maximize the use of observable inputs and minimize the use of unobservable inputs.

Following is a description of the valuation methodologies used for assets measured at fair value. There have been no changes in the methodologies used at December 31, 2020 and 2019.

Registered investment companies and money market fund: These investments are public investment vehicles valued using the net asset value (the NAV) provided by the administrator of the fund. The NAV is based on the value of the underlying assets owned by the fund, minus its liabilities, and then divided by the number of shares outstanding. The NAV is a quoted price in an active market and classified within level 1 of the valuation hierarchy.

Self-directed brokerage accounts: Investments held in the self-directed brokerage accounts consist of corporate common stock, registered investment companies, exchange-traded funds and interest-bearing cash. Corporate common stocks are valued daily at the closing price reported on active markets using observable inputs and are classified with level 1 of the valuation hierarchy. Registered investment companies are public investment vehicles valued using the NAV provided by the administrator of the fund. The NAV is based on the value of the underlying assets owned by the fund, minus its liabilities, and then divided by the number of shares outstanding. The NAV is a quoted price in an active market and classified within level 1 of the valuation hierarchy. Exchange-traded funds are public investment vehicles valued at quoted market price using observable inputs from a national securities exchange. The share price of these securities provided by the custodian is classified within level 1 of the valuation hierarchy. Interest-bearing cash is valued at the principal amount invested which is believed to be representative of its fair value based on its short term nature and is classified within level 1 of the valuation hierarchy. Based on nature and risks, the Plan has determined presenting as a single class is appropriate.

3. FAIR VALUE MEASUREMENTS – (Continued)

The preceding methods described may produce a fair value calculation that may not be indicative of net realizable value or reflective of future fair values. Furthermore, although the Plan believes its valuation methods are appropriate and consistent with other market participants, the use of different methodologies or assumptions to determine the fair value of certain financial instruments could result in a different fair value measurement at the reporting date.

The following table sets forth by level, within the fair value hierarchy, the Plan's investments at fair value as of December 31, 2020 and 2019:

Description	Total	Level 1	Level 2	Level 3
December 31, 2020				
Registered investment companies	$128,564,971	$128,564,971	$ -	$ -
Money market fund	4,172,570	4,172,570	-	-
Self-directed brokerage accounts	3,976,844	3,976,844	-	-
Total investments at fair value	$136,714,385	$136,714,385	$ -	$ -

Description	Total	Level 1	Level 2	Level 3
December 31, 2019				
Registered investment companies	$108,455,361	$108,455,361	$ -	$ -
Money market fund	3,688,842	3,688,842	-	-
Self-directed brokerage accounts	2,465,581	2,465,581	-	-
Total investments at fair value	$114,609,784	$114,609,784	$ -	$ -

In regards to the classification of investment options offered by the Plan, there were no reclassifications in or out of levels 1, 2 or 3 during the year ended December 31, 2020.

4. INFORMATION CERTIFIED BY THE PLAN'S TRUSTEE

The plan administrator has elected the method of compliance permitted by 29 CFR 2520.103-8 of the Department of Labor's Rules and Regulations for Reporting and Disclosure under ERISA. Accordingly, Fidelity Management Trust Company (Fidelity), the trustee of the Plan, has certified to the completeness and accuracy of:

4. INFORMATION CERTIFIED BY THE PLAN'S TRUSTEE – (Continued)

- Investments and notes receivable from participants reflected on the accompanying statements of net assets available for benefits as of December 31, 2020 and 2019.
- Net appreciation in fair value of investments, interest income, dividend income, and interest income on notes receivable from participants reflected on the accompanying statement of changes in net assets available for benefits for the year ended December 31, 2020.
- Investments and notes receivable from participants reflected on the schedule of assets (held at end of year).

5. PLAN TERMINATION

Although it has not expressed any intent to do so, the Company has the right to terminate or amend the Plan at any time, subject to the provisions of ERISA. In the event of Plan termination, participants become 100% vested in their accounts.

6. TAX STATUS

The Company adopted a Volume Submitter Defined Contribution Plan which received a favorable advisory letter from the Internal Revenue Service (IRS) on March 31, 2014, which stated that the Plan, as then designed, was in accordance with applicable sections of the IRC. The Plan has since been restated and amended. The plan administrator believes the Plan is currently designed and being operated in compliance with the applicable requirements of the IRC. Therefore, no provision for income taxes has been included in the Plan's financial statements.

Accounting principles generally accepted in the United States of America require plan management to evaluate tax positions taken by the Plan and recognize a tax liability if the Plan has taken an uncertain tax position that more likely than not would not be sustained upon examination by the IRS. The plan administrator has analyzed the tax positions taken by the Plan, and has concluded that as of December 31, 2020, there are no uncertain positions taken or expected to be taken that would require recognition of a liability or disclosure in the financial statements. The Plan is subject to routine audits by taxing jurisdictions; however, there are currently no audits for any tax periods in progress.

7. PARTY-IN-INTEREST TRANSACTIONS

The Plan allows for transactions with certain parties who may perform services or have fiduciary responsibilities to the Plan. Certain Plan investments are managed by Fidelity, the trustee and recordkeeper of the Plan. The Plan paid $289,022 in contract administration and advisory fees during 2020. The Plan issues loans to participants, which are secured by the balances in the participants' accounts. The Company paid certain administrative expenses of the Plan. These transactions qualify as party in interest transactions for which a statutory exemption exists.

7. PARTY-IN-INTEREST TRANSACTIONS – (Continued)

The Plan has a revenue sharing agreement with Fidelity, whereby Fidelity pays revenue credits on a quarterly basis to the Plan which are allocated to participant's accounts invested in those specific investment options. During the year ended December 31, 2020 the Plan earned revenue sharing credits totaling approximately $16,300 which is included in the net appreciation in fair value of investments for the year ended December 31, 2020. During 2020, approximately $16,300 of revenue sharing fees were allocated to participants.

8. PROHIBITED TRANSACTIONS

During the years ended December 31, 2019, and 2018, the plan sponsor inadvertently failed to deposit $4,238, and $671, respectively, of participant deferrals within the required timeframe as stated by Employee Retirement Income Security Act of 1974 (ERISA). These deferrals were deposited beyond the earliest expected date on which assets could be segregated from the employer's assets. The U.S. Department of Labor considers late deposits to be prohibited transactions.

The plan sponsor has self-corrected the 2019 and 2018 prohibited. The plan sponsor does not believe that these issues will have a material impact on the Plan's net assets available for benefits or the Plan's tax status.

9. TRANSFERS INTO THE PLAN

Effective January 1, 2020, all assets of the DecisionOne Dental Partners 401(k) Plan were merged into the Plan. The total amount of the transfer was $4,508,326, which is reflected as transfers to the plan on the statement of changes in net assets available for benefits for the year ended December 31, 2020.

10. SUBSEQUENT EVENT

The Plan Committee approved the merger of the Midwest Dental, Inc. 401(k) Plan into the Plan by January 1, 2022. As a result, approximately $105,000,000 will be transferred into the Plan.

11. RECONCILIATION OF FINANCIAL STATEMENTS TO FORM 5500

The following is a reconciliation of total additions per the financial statements to the Form 5500 for the year ended December 31, 2020:

Total contributions per the financial statements	$	14,116,766
Add 2018 DecisionOne employer receivable		41,897
Add 2019 DecisionOne employer receivable		24,985
Total contributions per the Form 5500	$	14,183,648

11. RECONCILIATION OF FINANCIAL STATEMENTS TO FORM 5500 – (Continued)

The following is a reconciliation of transfers in per the financial statements to the Form 5500 for the year ended December 31, 2020:

Transfer in per the financial statements	$	4,508,326
Less 2018 DecisionOne employer receivable		(41,897)
Less 2019 DecisionOne employer receivable		(24,985)
Transfer in per the Form 5500	$	4,441,444

ONESMILE 401(k) PLAN AND TRUST
PLAN FEIN #47-3808383
PLAN #001
SCHEDULE H, LINE 4i - SCHEDULE OF ASSETS (HELD AT END OF YEAR)
DECEMBER 31, 2020

(a)	(b) Identity of issue, borrower, lessor or similar party	(c) Description of investment including maturity date, rate of interest, collateral, par, or maturity value	(d) Cost	(e) Current Value
	Registered Investment Companies			
	Vanguard	Target Retirement 2020 Fund	**	$ 3,254,298
	Vanguard	Target Retirement 2025 Fund	**	6,242,241
	Vanguard	Target Retirement 2030 Fund	**	7,641,841
	Vanguard	Target Retirement 2035 Fund	**	11,551,499
	Vanguard	Target Retirement 2040 Fund	**	10,861,814
	Vanguard	Target Retirement 2045 Fund	**	11,714,864
	Vanguard	Target Retirement 2050 Fund	**	6,868,154
	Vanguard	Target Retirement 2055 Fund	**	4,324,377
	Vanguard	Target Retirement 2060 Fund	**	1,193,087
	Vanguard	Target Retirement 2065 Fund	**	237,995
	Vanguard	Target Retirement Income Fund	**	3,290,882
*	Fidelity	500 Index Fund	**	30,949,690
	Vanguard	Small Cap Index Admiral Fund	**	4,680,065
	Dimensional Fund Advisors	Inflation-Protected Securities Portfolio Fund	**	637,014
	Metropolitan West Funds	Total Return Bond Fund	**	4,854,468
	Harding Loevner	International Equity Portfolio Institutional Fund	**	5,104,941
	Vanguard	Mid Cap Index Institutional Fund	**	9,254,933
	Vanguard	Equity Income Admiral Fund	**	730,462
	Carillon Family of Funds	Eagle Mid Cap Growth Fund	**	641,528
	American Century Investments	Mid Cap Value Fund	**	30,629
	MFS	Growth Fund	**	1,839,227
	MFS	New Discovery Value Fund	**	1,146,808
	Wasatch	Core Growth Institutional Fund	**	202,501
	Invesco	Oppenheimer Developing Markets Fund	**	1,311,653
				128,564,971
	Money Market Fund			
*	Fidelity	Retirement Government Money Market Portfolio Fund	**	4,172,570
	Self-Directed Brokerage Accounts			
*	Fidelity	Self-directed brokerage accounts - Brokeragelink	**	3,976,844
	Notes Receivable from Participants			
*	Participant Loans	Interest rates ranging from 4.25% - 6.75%	-	2,175,782
				$ 138,890,167

* A party-in-interest as defined by ERISA.

** Disclosure of this information is not required by the Department of Labor's Rules and Regulations for Reporting and Disclosure under ERISA when the account is participant directed.

See accompanying independent auditor's report and notes to the financial statements.

ONESMILE 401(k) PLAN AND TRUST

PLAN FEIN #47-3808383

PLAN #001

SCHEDULE H, LINE 4A - SCHEDULE OF DELINQUENT PARTICIPANT CONTRIBUTIONS

FOR THE YEAR ENDED DECEMBER 31, 2020

Participant Contributions Transferred Late to Plan	Total that Constitute Nonexempt Prohibited Transactions			Total Fully Corrected Under Voluntary Fiduciary Correction Program and Prohibited Transaction Exemption 2002-51
Check here if Late Participant Loan Repayments are included: ☐	Contributions Not Corrected	Contributions Corrected Outside VFCP	Contributions Pending Correction in VFCP	
Year ended December 31, 2018				
$671		$671 *		
Year ended December 31, 2019				
$4,238		$4,238 *		

* Corrections were remitted to the Plan in 2020.

See accompanying independent auditor's report and notes to the financial statements.

ONESMILE 401(k) PLAN AND TRUST

FINANCIAL STATEMENTS

DECEMBER 31, 2020 AND 2019

ONESMILE 401(k) PLAN AND TRUST

INDEX TO

FINANCIAL STATEMENTS AND SUPPLEMENTAL SCHEDULES

DECEMBER 31, 2020 AND 2019

Independent Auditor's Report ……	1 – 2
Financial Statements:	
Statements of Net Assets Available for Benefits as of December 31, 2020 and 2019 ……	3
Statement of Changes in Net Assets Available for Benefits For the year ended December 31, 2020 ……	4
Notes to the Financial Statements ……	5 -13
Supplemental Schedules:	
Schedule H, Line 4i – Schedule of Assets (Held at End of Year) ……	14
Schedule H, Line 4a – Schedule of Delinquent Participant Contributions ……	15

Wright Ford Young & Co.
Certified Public Accountants and Consultants, Inc.

INDEPENDENT AUDITOR'S REPORT

To the Participants and Administrator of the
OneSmile 401(k) Plan and Trust:

Report on the Financial Statements

We were engaged to audit the accompanying financial statements of OneSmile 401(k) Plan and Trust (the Plan), which comprise the statements of net assets available for benefits as of December 31, 2020 and 2019, the related statement of changes in net assets available for benefits for the year ended December 31, 2020, and the related notes to the financial statements.

Management's Responsibility for the Financial Statements

Management is responsible for the preparation and fair presentation of these financial statements in accordance with accounting principles generally accepted in the United States of America; this includes the design, implementation, and maintenance of internal control relevant to the preparation and fair presentation of financial statements that are free from material misstatement, whether due to fraud or error.

Auditor's Responsibility

Our responsibility is to express an opinion on these financial statements based on conducting the audits in accordance with auditing standards generally accepted in the United States of America. Because of the matter described in the Basis for Disclaimer of Opinion paragraph, however, we were not able to obtain sufficient appropriate audit evidence to provide a basis for an audit opinion.

Basis for Disclaimer of Opinion

As permitted by 29 CFR 2520.103-8 of the Department of Labor's (DOL) Rules and Regulations for Reporting and Disclosure under the Employee Retirement Income Security Act of 1974 (ERISA), the plan administrator instructed us not to perform, and we did not perform, any auditing procedures with respect to the information summarized in Note 4, which was certified by Fidelity Management Trust Company, the trustee of the Plan, except for comparing such information with the related information included in the financial statements. We have been informed by the plan administrator that the trustee holds the Plan's investment assets and executes investment transactions. The plan administrator has obtained a certification from the trustee as of December 31, 2020 and 2019, and for the year ended December 31, 2020, that the information provided to the plan administrator by the trustee is complete and accurate.

16140 Sand Canyon Avenue • Irvine, California 92618 • (949) 910-CPAS (2727) • Fax (949) 910-2728

Disclaimer of Opinion

Because of the significance of the matter described in the Basis for Disclaimer of Opinion paragraph, we have not been able to obtain sufficient, appropriate audit evidence to provide a basis for an audit opinion. Accordingly, we do not express an opinion on these financial statements.

Other Matter – Supplemental Schedules

The supplemental schedules, Schedule H, Line 4i-Schedule of Assets (Held at End of Year) and Schedule H, Line 4a-Schedule of Delinquent Participant Contributions as of and for the year ended December 31, 2020 are required by the DOL's Rules and Regulations for Reporting and Disclosure under ERISA and are presented for the purpose of additional analysis and are not a required part of the financial statements. Because of the significance of the matter described in the Basis for Disclaimer of Opinion paragraph, we do not express an opinion on the supplemental schedules referred to above.

Report on Form and Content in Compliance with DOL Rules and Regulations

The form and content of the information included in the financial statements and supplemental schedules, other than that derived from the information certified by the trustee, have been audited by us in accordance with auditing standards generally accepted in the United States of America and, in our opinion, are presented in compliance with the DOL's Rules and Regulations for Reporting and Disclosure under ERISA.



WRIGHT FORD YOUNG & CO.
Irvine, California
October 1, 2021

ONESMILE 401(k) PLAN AND TRUST

STATEMENTS OF NET ASSETS AVAILABLE FOR BENEFITS

DECEMBER 31, 2020 AND 2019

	2020	2019
ASSETS:		
Investments, at fair value:		
Registered investment companies	$ 128,564,971	$ 108,455,361
Money market fund	4,172,570	3,688,842
Self-directed brokerage accounts	3,976,844	2,465,581
Total investments	136,714,385	114,609,784
Receivables:		
Participant contributions	4,269	4,380
Notes receivable from participants	2,175,782	2,579,013
Total receivables	2,180,051	2,583,393
Total assets	138,894,436	117,193,177
LIABILITIES	-	-
NET ASSETS AVAILABLE FOR BENEFITS	$ 138,894,436	$ 117,193,177

See accompanying independent auditor's report and notes to the financial statements.

ONESMILE 401(k) PLAN AND TRUST

STATEMENT OF CHANGES IN NET ASSETS AVAILABLE FOR BENEFITS

FOR THE YEAR ENDED DECEMBER 31, 2020

Additions to net assets attributed to:	
Investment earnings:	
Net appreciation in fair value of investments	$ 15,246,351
Interest income	11,900
Dividend income	2,918,915
Total investment earnings	18,177,166
Interest income on notes receivable from participants	132,911
Contributions:	
Participant	13,336,420
Employer	26,488
Rollover	753,858
Total contributions	14,116,766
Total additions	32,426,843
Deductions from net assets attributed to:	
Benefits paid to participants	14,855,245
Distributed loans	89,643
Plan fees and administrative expenses	289,022
Total deductions	15,233,910
NET INCREASE	17,192,933
NET ASSETS AVAILABLE FOR BENEFITS, beginning of year	117,193,177
TRANSFERS INTO THE PLAN (Note 9)	4,508,326
NET ASSETS AVAILABLE FOR BENEFITS, end of year	$ 138,894,436

See accompanying independent auditor's report and notes to the financial statements.

1. DESCRIPTION OF PLAN

The following description of the OneSmile 401(k) Plan and Trust (the Plan), previously known as Smile Brands Inc. 401(k) Plan and Trust, provides only general information. Participants should refer to the plan agreement for a more complete description of the Plan's provisions.

General

The Plan is a defined contribution plan covering substantially all employees of OneSmile, LLC and any of its affiliated companies, (collectively known as the Company). The Plan is subject to the provisions of the Employee Retirement Income Security Act of 1974 (ERISA), as amended. Employees who have attained at least 18 years of age are eligible to participate in the Plan on the first of each month following the completion of one month of service.

Administration

The Plan is administered by the Company.

Contributions

Participants may elect to contribute up to 75% of eligible pre-tax or post-tax compensation, not to exceed the limits of the Internal Revenue Code (IRC). Participants direct the investment of their contributions into various investment options offered by the Plan. Unless another election is made, eligible participants were automatically enrolled in the Plan with a 6% deferral election. Participants may also contribute amounts representing distributions from other qualified defined benefit or defined contribution plans. Effective March 15, 2019, the Plan was amended to allow for automatic escalation of 1% up to a maximum of 10% for participants that were automatically enrolled to take place in April each year unless otherwise elected.

The Company may make matching and/or profit sharing contributions as determined each year by the resolution of the Company's board of directors. For the year ended December 31, 2020, the Company did not make any matching or profit sharing contributions.

The Company may also make non-elective contributions which are not matching contributions. The non-elective contributions may be discretionary or may be utilized to satisfy certain administrative provisions relating to the Plan's operations. For the year ended December 31, 2020, the Company funded a qualified non-elective contribution of $9,307 for one participant due to a prior year error, and $17,181 to certain participant accounts in error, which were subsequently transferred into the forfeiture account.

1. DESCRIPTION OF PLAN – (Continued)

Participant Accounts

Each participant's account is credited with the participant's contributions, employer matching contributions, allocations of the Company's profit sharing contributions, if any, and Plan earnings. Participant accounts may be charged with an allocation of administrative expenses that are paid by the Plan. Allocations are based on the participant's eligible compensation, investment elections, specific participant transactions and/or account balances, as defined. The benefit to which a participant is entitled is the benefit that can be provided from the participant's vested account.

Payment of Benefits

On termination of service due to death, disability, retirement, or other reasons a participant may elect to receive a lump-sum amount equal to the value of the participant's vested interest in his or her account or annual installments. Participants may also elect to rollover their account to another tax deferred account or remain in the Plan until they are legally required to begin taking distributions. All vested account balances not exceeding $1,000 may be immediately distributed in a lump-sum payment. All vested account balances exceeding $1,000, but not exceeding $5,000, may be rolled into an Individual Retirement Account. With the plan administrator's approval, participants may withdraw all or part of their aggregate contributions in the event of financial hardship.

Vesting

Participants are immediately vested in their contributions plus actual earnings thereon. The Company's matching and/or profit sharing contributions plus actual earnings thereon, become 20% vested following a full year of service, as defined, and continues to vest at the rate of 20% for each successive year of service until 100% vested after five (5) years of service, attaining normal retirement age, death or disability. The Company contributions transferred into the Plan as part of a plan merger may be subject to a modified vesting schedule.

Forfeitures

The unvested portion of a terminated participant's account will be forfeited and used to reduce future Company contributions or to pay Plan expenses. For the year ended December 31, 2020, Plan expenses were reduced by approximately $51,000 from forfeited non-vested accounts. As of December 31, 2020 and 2019, the amount of available forfeitures totaled approximately $400 and $9,100, respectively.

1. DESCRIPTION OF PLAN – (Continued)

Notes Receivable from Participants

Participants may borrow from their fund accounts a maximum amount equal to the lesser of $50,000 or 50% of their vested account balance. Loan terms range from 1 to 5 years or within a reasonable period of time that is longer than 5 years for the purchase of a primary residence. The loans are secured by the balance in the participant's account and generally bear interest at a rate commensurate with the rates that a bank or other professional lender would charge for making a loan in a similar circumstance. Principal and interest is paid ratably through payroll deductions.

CARES Act

On March 27, 2020, the Coronavirus Aid, Relief, and Economic Security (CARES) Act was passed by Congress. Among other things, the CARES Act provided immediate and temporary relief for retirement plan participants with respect to distributions and participant loans. As permitted by the CARES Act, the Plan opted in to implement the following provisions for qualified individuals, as defined by the CARES Act:

- Through December 31, 2020, qualified individuals were permitted to take a distribution in an amount up to $100,000 from the Plan without an early distribution penalty. Participants who take a qualified distribution have the option to have the distribution taxed over a three-year period, with the ability to recontribute up to the full amount of the distribution within three years and not be subject to federal income tax as a result.
- Through December 31, 2020, qualified individuals could suspend all plan loan repayments. Repayments resumed in January 2021, and the loan term was extended by the amount of time that the payments were suspended.

2. SUMMARY OF SIGNIFICANT ACCOUNTING POLICIES

Basis of Accounting

The financial statements of the Plan are prepared under the accrual method of accounting.

Investment Valuation and Income Recognition

Investments are reported at fair value. Fair value is the price that would be received to sell an asset or paid to transfer a liability in an orderly transaction between market participants at the measurement date. See Note 3 for discussion of fair value measurements.

Purchases and sales of securities are recorded on a trade-date basis. Net appreciation includes the Plan's gains and losses on investments bought and sold as well as held during the period. Interest income is recorded on the accrual basis. Dividends are recorded on the ex-dividend date.

2. SUMMARY OF SIGNIFICANT ACCOUNTING POLICIES – (Continued)

Notes Receivable from Participants

Notes receivable from participants are measured at their unpaid principal balance plus any accrued but unpaid interest. Related fees are recorded as administrative fees and are expensed when they are incurred. No allowance for credit losses has been recorded as of December 31, 2020 or 2019. Delinquent participant loans are reclassified as distributions based upon the terms of the plan document.

Payment of Benefits

Benefits are recorded when paid.

Plan Fees and Administrative Expenses

Plan fees and administrative expenses are generally paid by the Plan, unless paid by the Company. Expenses that are paid by the Company are excluded from these financial statements. Certain transactional fees are charged directly to the participant's account and are included in administrative expenses.

Use of Estimates

The preparation of financial statements in conformity with accounting principles generally accepted in the United States of America requires management to make estimates and assumptions that affect the reported amounts of net assets available for benefits and disclosure of contingent assets and liabilities at the date of the financial statements and the reported amounts of changes in net assets available for benefits during the reporting period. Actual results could differ from those estimates.

Subsequent Events

The Company has evaluated subsequent events through the date of the independent auditor's report, which is the date the accompanying financial statements were available to be issued. See Note 10.

3. FAIR VALUE MEASUREMENTS

The Financial Accounting Standards Board provides the framework for measuring fair value. That framework provides a fair value hierarchy that prioritizes the inputs to valuation techniques used to measure fair value. The hierarchy gives the highest priority to unadjusted quoted prices in active markets for identical assets or liabilities (level 1 measurements) and lowest priority to unobservable inputs (level 3 measurements). The three levels of the fair value hierarchy under this framework are described as follows:

Level 1 Inputs to the valuation methodology are unadjusted quoted prices for identical assets or liabilities in active markets that the Plan has the ability to access.

3. FAIR VALUE MEASUREMENTS – (Continued)

Level 2 Inputs to the valuation methodology include:

- quoted prices for similar assets or liabilities in active markets;
- quoted prices for identical or similar assets or liabilities in inactive markets;
- inputs other than quoted prices that are observable for the asset or liability;
- inputs that are derived principally from or corroborated by observable market data by correlation or other means.

If the asset or liability has a specified (contractual) term, the level 2 input must be observable for substantially the full term of the asset or liability.

Level 3 Inputs to the valuation methodology are unobservable and significant to the fair value measurement.

The asset or liability's fair value measurement level within the fair value hierarchy is based on the lowest level of any input that is significant to the fair value measurement. Valuation techniques used need to maximize the use of observable inputs and minimize the use of unobservable inputs.

Following is a description of the valuation methodologies used for assets measured at fair value. There have been no changes in the methodologies used at December 31, 2020 and 2019.

Registered investment companies and money market fund: These investments are public investment vehicles valued using the net asset value (the NAV) provided by the administrator of the fund. The NAV is based on the value of the underlying assets owned by the fund, minus its liabilities, and then divided by the number of shares outstanding. The NAV is a quoted price in an active market and classified within level 1 of the valuation hierarchy.

Self-directed brokerage accounts: Investments held in the self-directed brokerage accounts consist of corporate common stock, registered investment companies, exchange-traded funds and interest-bearing cash. Corporate common stocks are valued daily at the closing price reported on active markets using observable inputs and are classified with level 1 of the valuation hierarchy. Registered investment companies are public investment vehicles valued using the NAV provided by the administrator of the fund. The NAV is based on the value of the underlying assets owned by the fund, minus its liabilities, and then divided by the number of shares outstanding. The NAV is a quoted price in an active market and classified within level 1 of the valuation hierarchy. Exchange-traded funds are public investment vehicles valued at quoted market price using observable inputs from a national securities exchange. The share price of these securities provided by the custodian is classified within level 1 of the valuation hierarchy. Interest-bearing cash is valued at the principal amount invested which is believed to be representative of its fair value based on its short term nature and is classified within level 1 of the valuation hierarchy. Based on nature and risks, the Plan has determined presenting as a single class is appropriate.

3. FAIR VALUE MEASUREMENTS – (Continued)

The preceding methods described may produce a fair value calculation that may not be indicative of net realizable value or reflective of future fair values. Furthermore, although the Plan believes its valuation methods are appropriate and consistent with other market participants, the use of different methodologies or assumptions to determine the fair value of certain financial instruments could result in a different fair value measurement at the reporting date.

The following table sets forth by level, within the fair value hierarchy, the Plan's investments at fair value as of December 31, 2020 and 2019:

Description	Total	Level 1	Level 2	Level 3
December 31, 2020				
Registered investment companies	$128,564,971	$128,564,971	$ -	$ -
Money market fund	4,172,570	4,172,570	-	-
Self-directed brokerage accounts	3,976,844	3,976,844	-	-
Total investments at fair value	$136,714,385	$136,714,385	$ -	$ -

Description	Total	Level 1	Level 2	Level 3
December 31, 2019				
Registered investment companies	$108,455,361	$108,455,361	$ -	$ -
Money market fund	3,688,842	3,688,842	-	-
Self-directed brokerage accounts	2,465,581	2,465,581	-	-
Total investments at fair value	$114,609,784	$114,609,784	$ -	$ -

In regards to the classification of investment options offered by the Plan, there were no reclassifications in or out of levels 1, 2 or 3 during the year ended December 31, 2020.

4. INFORMATION CERTIFIED BY THE PLAN'S TRUSTEE

The plan administrator has elected the method of compliance permitted by 29 CFR 2520.103-8 of the Department of Labor's Rules and Regulations for Reporting and Disclosure under ERISA. Accordingly, Fidelity Management Trust Company (Fidelity), the trustee of the Plan, has certified to the completeness and accuracy of:

4. INFORMATION CERTIFIED BY THE PLAN'S TRUSTEE – (Continued)

- Investments and notes receivable from participants reflected on the accompanying statements of net assets available for benefits as of December 31, 2020 and 2019.
- Net appreciation in fair value of investments, interest income, dividend income, and interest income on notes receivable from participants reflected on the accompanying statement of changes in net assets available for benefits for the year ended December 31, 2020.
- Investments and notes receivable from participants reflected on the schedule of assets (held at end of year).

5. PLAN TERMINATION

Although it has not expressed any intent to do so, the Company has the right to terminate or amend the Plan at any time, subject to the provisions of ERISA. In the event of Plan termination, participants become 100% vested in their accounts.

6. TAX STATUS

The Company adopted a Volume Submitter Defined Contribution Plan which received a favorable advisory letter from the Internal Revenue Service (IRS) on March 31, 2014, which stated that the Plan, as then designed, was in accordance with applicable sections of the IRC. The Plan has since been restated and amended. The plan administrator believes the Plan is currently designed and being operated in compliance with the applicable requirements of the IRC. Therefore, no provision for income taxes has been included in the Plan's financial statements.

Accounting principles generally accepted in the United States of America require plan management to evaluate tax positions taken by the Plan and recognize a tax liability if the Plan has taken an uncertain tax position that more likely than not would not be sustained upon examination by the IRS. The plan administrator has analyzed the tax positions taken by the Plan, and has concluded that as of December 31, 2020, there are no uncertain positions taken or expected to be taken that would require recognition of a liability or disclosure in the financial statements. The Plan is subject to routine audits by taxing jurisdictions; however, there are currently no audits for any tax periods in progress.

7. PARTY-IN-INTEREST TRANSACTIONS

The Plan allows for transactions with certain parties who may perform services or have fiduciary responsibilities to the Plan. Certain Plan investments are managed by Fidelity, the trustee and recordkeeper of the Plan. The Plan paid $289,022 in contract administration and advisory fees during 2020. The Plan issues loans to participants, which are secured by the balances in the participants' accounts. The Company paid certain administrative expenses of the Plan. These transactions qualify as party in interest transactions for which a statutory exemption exists.

7. PARTY-IN-INTEREST TRANSACTIONS – (Continued)

The Plan has a revenue sharing agreement with Fidelity, whereby Fidelity pays revenue credits on a quarterly basis to the Plan which are allocated to participant's accounts invested in those specific investment options. During the year ended December 31, 2020 the Plan earned revenue sharing credits totaling approximately $16,300 which is included in the net appreciation in fair value of investments for the year ended December 31, 2020. During 2020, approximately $16,300 of revenue sharing fees were allocated to participants.

8. PROHIBITED TRANSACTIONS

During the years ended December 31, 2019, and 2018, the plan sponsor inadvertently failed to deposit $4,238, and $671, respectively, of participant deferrals within the required timeframe as stated by Employee Retirement Income Security Act of 1974 (ERISA). These deferrals were deposited beyond the earliest expected date on which assets could be segregated from the employer's assets. The U.S. Department of Labor considers late deposits to be prohibited transactions.

The plan sponsor has self-corrected the 2019 and 2018 prohibited. The plan sponsor does not believe that these issues will have a material impact on the Plan's net assets available for benefits or the Plan's tax status.

9. TRANSFERS INTO THE PLAN

Effective January 1, 2020, all assets of the DecisionOne Dental Partners 401(k) Plan were merged into the Plan. The total amount of the transfer was $4,508,326, which is reflected as transfers to the plan on the statement of changes in net assets available for benefits for the year ended December 31, 2020.

10. SUBSEQUENT EVENT

The Plan Committee approved the merger of the Midwest Dental, Inc. 401(k) Plan into the Plan by January 1, 2022. As a result, approximately $105,000,000 will be transferred into the Plan.

11. RECONCILIATION OF FINANCIAL STATEMENTS TO FORM 5500

The following is a reconciliation of total additions per the financial statements to the Form 5500 for the year ended December 31, 2020:

Total contributions per the financial statements	$	14,116,766
Add 2018 DecisionOne employer receivable		41,897
Add 2019 DecisionOne employer receivable		24,985
Total contributions per the Form 5500	$	14,183,648

11. RECONCILIATION OF FINANCIAL STATEMENTS TO FORM 5500 – (Continued)

The following is a reconciliation of transfers in per the financial statements to the Form 5500 for the year ended December 31, 2020:

Transfer in per the financial statements	$	4,508,326
Less 2018 DecisionOne employer receivable		(41,897)
Less 2019 DecisionOne employer receivable		(24,985)
Transfer in per the Form 5500	$	4,441,444

ONESMILE 401(k) PLAN AND TRUST
PLAN FEIN #47-3808383
PLAN #001
SCHEDULE H, LINE 4i - SCHEDULE OF ASSETS (HELD AT END OF YEAR)
DECEMBER 31, 2020

(a)	(b) Identity of issue, borrower, lessor or similar party	(c) Description of investment including maturity date, rate of interest, collateral, par, or maturity value	(d) Cost	(e) Current Value
	Registered Investment Companies			
	Vanguard	Target Retirement 2020 Fund	**	$ 3,254,298
	Vanguard	Target Retirement 2025 Fund	**	6,242,241
	Vanguard	Target Retirement 2030 Fund	**	7,641,841
	Vanguard	Target Retirement 2035 Fund	**	11,551,499
	Vanguard	Target Retirement 2040 Fund	**	10,861,814
	Vanguard	Target Retirement 2045 Fund	**	11,714,864
	Vanguard	Target Retirement 2050 Fund	**	6,868,154
	Vanguard	Target Retirement 2055 Fund	**	4,324,377
	Vanguard	Target Retirement 2060 Fund	**	1,193,087
	Vanguard	Target Retirement 2065 Fund	**	237,995
	Vanguard	Target Retirement Income Fund	**	3,290,882
*	Fidelity	500 Index Fund	**	30,949,690
	Vanguard	Small Cap Index Admiral Fund	**	4,680,065
	Dimensional Fund Advisors	Inflation-Protected Securities Portfolio Fund	**	637,014
	Metropolitan West Funds	Total Return Bond Fund	**	4,854,468
	Harding Loevner	International Equity Portfolio Institutional Fund	**	5,104,941
	Vanguard	Mid Cap Index Institutional Fund	**	9,254,933
	Vanguard	Equity Income Admiral Fund	**	730,462
	Carillon Family of Funds	Eagle Mid Cap Growth Fund	**	641,528
	American Century Investments	Mid Cap Value Fund	**	30,629
	MFS	Growth Fund	**	1,839,227
	MFS	New Discovery Value Fund	**	1,146,808
	Wasatch	Core Growth Institutional Fund	**	202,501
	Invesco	Oppenheimer Developing Markets Fund	**	1,311,653
				128,564,971
	Money Market Fund			
*	Fidelity	Retirement Government Money Market Portfolio Fund	**	4,172,570
	Self-Directed Brokerage Accounts			
*	Fidelity	Self-directed brokerage accounts - Brokeragelink	**	3,976,844
	Notes Receivable from Participants			
*	Participant Loans	Interest rates ranging from 4.25% - 6.75%	-	2,175,782
				$ 138,890,167

* A party-in-interest as defined by ERISA.

** Disclosure of this information is not required by the Department of Labor's Rules and Regulations for Reporting and Disclosure under ERISA when the account is participant directed.

See accompanying independent auditor's report and notes to the financial statements.

ONESMILE 401(k) PLAN AND TRUST

PLAN FEIN #47-3808383

PLAN #001

SCHEDULE H, LINE 4A - SCHEDULE OF DELINQUENT PARTICIPANT CONTRIBUTIONS

FOR THE YEAR ENDED DECEMBER 31, 2020

Participant Contributions Transferred Late to Plan	Total that Constitute Nonexempt Prohibited Transactions			Total Fully Corrected Under Voluntary Fiduciary Correction Program and Prohibited Transaction Exemption 2002-51
Check here if Late Participant Loan Repayments are included: ☐	Contributions Not Corrected	Contributions Corrected Outside VFCP	Contributions Pending Correction in VFCP	
Year ended December 31, 2018				
$671		$671 *		
Year ended December 31, 2019				
$4,238		$4,238 *		

* Corrections were remitted to the Plan in 2020.

See accompanying independent auditor's report and notes to the financial statements.

ONESMILE 401(k) PLAN AND TRUST

FINANCIAL STATEMENTS

DECEMBER 31, 2020 AND 2019

ONESMILE 401(k) PLAN AND TRUST

INDEX TO

FINANCIAL STATEMENTS AND SUPPLEMENTAL SCHEDULES

DECEMBER 31, 2020 AND 2019

Independent Auditor's Report ……	1 – 2
Financial Statements:	
Statements of Net Assets Available for Benefits as of December 31, 2020 and 2019 ……	3
Statement of Changes in Net Assets Available for Benefits For the year ended December 31, 2020 ……	4
Notes to the Financial Statements ……	5 -13
Supplemental Schedules:	
Schedule H, Line 4i – Schedule of Assets (Held at End of Year) ……	14
Schedule H, Line 4a – Schedule of Delinquent Participant Contributions ……	15

Wright Ford Young & Co.
Certified Public Accountants and Consultants, Inc.

INDEPENDENT AUDITOR'S REPORT

To the Participants and Administrator of the
OneSmile 401(k) Plan and Trust:

Report on the Financial Statements

We were engaged to audit the accompanying financial statements of OneSmile 401(k) Plan and Trust (the Plan), which comprise the statements of net assets available for benefits as of December 31, 2020 and 2019, the related statement of changes in net assets available for benefits for the year ended December 31, 2020, and the related notes to the financial statements.

Management's Responsibility for the Financial Statements

Management is responsible for the preparation and fair presentation of these financial statements in accordance with accounting principles generally accepted in the United States of America; this includes the design, implementation, and maintenance of internal control relevant to the preparation and fair presentation of financial statements that are free from material misstatement, whether due to fraud or error.

Auditor's Responsibility

Our responsibility is to express an opinion on these financial statements based on conducting the audits in accordance with auditing standards generally accepted in the United States of America. Because of the matter described in the Basis for Disclaimer of Opinion paragraph, however, we were not able to obtain sufficient appropriate audit evidence to provide a basis for an audit opinion.

Basis for Disclaimer of Opinion

As permitted by 29 CFR 2520.103-8 of the Department of Labor's (DOL) Rules and Regulations for Reporting and Disclosure under the Employee Retirement Income Security Act of 1974 (ERISA), the plan administrator instructed us not to perform, and we did not perform, any auditing procedures with respect to the information summarized in Note 4, which was certified by Fidelity Management Trust Company, the trustee of the Plan, except for comparing such information with the related information included in the financial statements. We have been informed by the plan administrator that the trustee holds the Plan's investment assets and executes investment transactions. The plan administrator has obtained a certification from the trustee as of December 31, 2020 and 2019, and for the year ended December 31, 2020, that the information provided to the plan administrator by the trustee is complete and accurate.

16140 Sand Canyon Avenue • Irvine, California 92618 • (949) 910-CPAS (2727) • Fax (949) 910-2728

Disclaimer of Opinion

Because of the significance of the matter described in the Basis for Disclaimer of Opinion paragraph, we have not been able to obtain sufficient, appropriate audit evidence to provide a basis for an audit opinion. Accordingly, we do not express an opinion on these financial statements.

Other Matter – Supplemental Schedules

The supplemental schedules, Schedule H, Line 4i-Schedule of Assets (Held at End of Year) and Schedule H, Line 4a-Schedule of Delinquent Participant Contributions as of and for the year ended December 31, 2020 are required by the DOL's Rules and Regulations for Reporting and Disclosure under ERISA and are presented for the purpose of additional analysis and are not a required part of the financial statements. Because of the significance of the matter described in the Basis for Disclaimer of Opinion paragraph, we do not express an opinion on the supplemental schedules referred to above.

Report on Form and Content in Compliance with DOL Rules and Regulations

The form and content of the information included in the financial statements and supplemental schedules, other than that derived from the information certified by the trustee, have been audited by us in accordance with auditing standards generally accepted in the United States of America and, in our opinion, are presented in compliance with the DOL's Rules and Regulations for Reporting and Disclosure under ERISA.



WRIGHT FORD YOUNG & CO.
Irvine, California
October 1, 2021

ONESMILE 401(k) PLAN AND TRUST

STATEMENTS OF NET ASSETS AVAILABLE FOR BENEFITS

DECEMBER 31, 2020 AND 2019

	2020	2019
ASSETS:		
Investments, at fair value:		
Registered investment companies	$ 128,564,971	$ 108,455,361
Money market fund	4,172,570	3,688,842
Self-directed brokerage accounts	3,976,844	2,465,581
Total investments	136,714,385	114,609,784
Receivables:		
Participant contributions	4,269	4,380
Notes receivable from participants	2,175,782	2,579,013
Total receivables	2,180,051	2,583,393
Total assets	138,894,436	117,193,177
LIABILITIES	-	-
NET ASSETS AVAILABLE FOR BENEFITS	$ 138,894,436	$ 117,193,177

See accompanying independent auditor's report and notes to the financial statements.

ONESMILE 401(k) PLAN AND TRUST

STATEMENT OF CHANGES IN NET ASSETS AVAILABLE FOR BENEFITS

FOR THE YEAR ENDED DECEMBER 31, 2020

Additions to net assets attributed to:	
Investment earnings:	
Net appreciation in fair value of investments	$ 15,246,351
Interest income	11,900
Dividend income	2,918,915
Total investment earnings	18,177,166
Interest income on notes receivable from participants	132,911
Contributions:	
Participant	13,336,420
Employer	26,488
Rollover	753,858
Total contributions	14,116,766
Total additions	32,426,843
Deductions from net assets attributed to:	
Benefits paid to participants	14,855,245
Distributed loans	89,643
Plan fees and administrative expenses	289,022
Total deductions	15,233,910
NET INCREASE	17,192,933
NET ASSETS AVAILABLE FOR BENEFITS, beginning of year	117,193,177
TRANSFERS INTO THE PLAN (Note 9)	4,508,326
NET ASSETS AVAILABLE FOR BENEFITS, end of year	$ 138,894,436

See accompanying independent auditor's report and notes to the financial statements.

1. DESCRIPTION OF PLAN

The following description of the OneSmile 401(k) Plan and Trust (the Plan), previously known as Smile Brands Inc. 401(k) Plan and Trust, provides only general information. Participants should refer to the plan agreement for a more complete description of the Plan's provisions.

General

The Plan is a defined contribution plan covering substantially all employees of OneSmile, LLC and any of its affiliated companies, (collectively known as the Company). The Plan is subject to the provisions of the Employee Retirement Income Security Act of 1974 (ERISA), as amended. Employees who have attained at least 18 years of age are eligible to participate in the Plan on the first of each month following the completion of one month of service.

Administration

The Plan is administered by the Company.

Contributions

Participants may elect to contribute up to 75% of eligible pre-tax or post-tax compensation, not to exceed the limits of the Internal Revenue Code (IRC). Participants direct the investment of their contributions into various investment options offered by the Plan. Unless another election is made, eligible participants were automatically enrolled in the Plan with a 6% deferral election. Participants may also contribute amounts representing distributions from other qualified defined benefit or defined contribution plans. Effective March 15, 2019, the Plan was amended to allow for automatic escalation of 1% up to a maximum of 10% for participants that were automatically enrolled to take place in April each year unless otherwise elected.

The Company may make matching and/or profit sharing contributions as determined each year by the resolution of the Company's board of directors. For the year ended December 31, 2020, the Company did not make any matching or profit sharing contributions.

The Company may also make non-elective contributions which are not matching contributions. The non-elective contributions may be discretionary or may be utilized to satisfy certain administrative provisions relating to the Plan's operations. For the year ended December 31, 2020, the Company funded a qualified non-elective contribution of $9,307 for one participant due to a prior year error, and $17,181 to certain participant accounts in error, which were subsequently transferred into the forfeiture account.

1. DESCRIPTION OF PLAN – (Continued)

Participant Accounts

Each participant's account is credited with the participant's contributions, employer matching contributions, allocations of the Company's profit sharing contributions, if any, and Plan earnings. Participant accounts may be charged with an allocation of administrative expenses that are paid by the Plan. Allocations are based on the participant's eligible compensation, investment elections, specific participant transactions and/or account balances, as defined. The benefit to which a participant is entitled is the benefit that can be provided from the participant's vested account.

Payment of Benefits

On termination of service due to death, disability, retirement, or other reasons a participant may elect to receive a lump-sum amount equal to the value of the participant's vested interest in his or her account or annual installments. Participants may also elect to rollover their account to another tax deferred account or remain in the Plan until they are legally required to begin taking distributions. All vested account balances not exceeding $1,000 may be immediately distributed in a lump-sum payment. All vested account balances exceeding $1,000, but not exceeding $5,000, may be rolled into an Individual Retirement Account. With the plan administrator's approval, participants may withdraw all or part of their aggregate contributions in the event of financial hardship.

Vesting

Participants are immediately vested in their contributions plus actual earnings thereon. The Company's matching and/or profit sharing contributions plus actual earnings thereon, become 20% vested following a full year of service, as defined, and continues to vest at the rate of 20% for each successive year of service until 100% vested after five (5) years of service, attaining normal retirement age, death or disability. The Company contributions transferred into the Plan as part of a plan merger may be subject to a modified vesting schedule.

Forfeitures

The unvested portion of a terminated participant's account will be forfeited and used to reduce future Company contributions or to pay Plan expenses. For the year ended December 31, 2020, Plan expenses were reduced by approximately $51,000 from forfeited non-vested accounts. As of December 31, 2020 and 2019, the amount of available forfeitures totaled approximately $400 and $9,100, respectively.

1. DESCRIPTION OF PLAN – (Continued)

Notes Receivable from Participants

Participants may borrow from their fund accounts a maximum amount equal to the lesser of $50,000 or 50% of their vested account balance. Loan terms range from 1 to 5 years or within a reasonable period of time that is longer than 5 years for the purchase of a primary residence. The loans are secured by the balance in the participant's account and generally bear interest at a rate commensurate with the rates that a bank or other professional lender would charge for making a loan in a similar circumstance. Principal and interest is paid ratably through payroll deductions.

CARES Act

On March 27, 2020, the Coronavirus Aid, Relief, and Economic Security (CARES) Act was passed by Congress. Among other things, the CARES Act provided immediate and temporary relief for retirement plan participants with respect to distributions and participant loans. As permitted by the CARES Act, the Plan opted in to implement the following provisions for qualified individuals, as defined by the CARES Act:

- Through December 31, 2020, qualified individuals were permitted to take a distribution in an amount up to $100,000 from the Plan without an early distribution penalty. Participants who take a qualified distribution have the option to have the distribution taxed over a three-year period, with the ability to recontribute up to the full amount of the distribution within three years and not be subject to federal income tax as a result.
- Through December 31, 2020, qualified individuals could suspend all plan loan repayments. Repayments resumed in January 2021, and the loan term was extended by the amount of time that the payments were suspended.

2. SUMMARY OF SIGNIFICANT ACCOUNTING POLICIES

Basis of Accounting

The financial statements of the Plan are prepared under the accrual method of accounting.

Investment Valuation and Income Recognition

Investments are reported at fair value. Fair value is the price that would be received to sell an asset or paid to transfer a liability in an orderly transaction between market participants at the measurement date. See Note 3 for discussion of fair value measurements.

Purchases and sales of securities are recorded on a trade-date basis. Net appreciation includes the Plan's gains and losses on investments bought and sold as well as held during the period. Interest income is recorded on the accrual basis. Dividends are recorded on the ex-dividend date.

2. SUMMARY OF SIGNIFICANT ACCOUNTING POLICIES – (Continued)

Notes Receivable from Participants

Notes receivable from participants are measured at their unpaid principal balance plus any accrued but unpaid interest. Related fees are recorded as administrative fees and are expensed when they are incurred. No allowance for credit losses has been recorded as of December 31, 2020 or 2019. Delinquent participant loans are reclassified as distributions based upon the terms of the plan document.

Payment of Benefits

Benefits are recorded when paid.

Plan Fees and Administrative Expenses

Plan fees and administrative expenses are generally paid by the Plan, unless paid by the Company. Expenses that are paid by the Company are excluded from these financial statements. Certain transactional fees are charged directly to the participant's account and are included in administrative expenses.

Use of Estimates

The preparation of financial statements in conformity with accounting principles generally accepted in the United States of America requires management to make estimates and assumptions that affect the reported amounts of net assets available for benefits and disclosure of contingent assets and liabilities at the date of the financial statements and the reported amounts of changes in net assets available for benefits during the reporting period. Actual results could differ from those estimates.

Subsequent Events

The Company has evaluated subsequent events through the date of the independent auditor's report, which is the date the accompanying financial statements were available to be issued. See Note 10.

3. FAIR VALUE MEASUREMENTS

The Financial Accounting Standards Board provides the framework for measuring fair value. That framework provides a fair value hierarchy that prioritizes the inputs to valuation techniques used to measure fair value. The hierarchy gives the highest priority to unadjusted quoted prices in active markets for identical assets or liabilities (level 1 measurements) and lowest priority to unobservable inputs (level 3 measurements). The three levels of the fair value hierarchy under this framework are described as follows:

Level 1 Inputs to the valuation methodology are unadjusted quoted prices for identical assets or liabilities in active markets that the Plan has the ability to access.

3. FAIR VALUE MEASUREMENTS – (Continued)

Level 2 Inputs to the valuation methodology include:

- quoted prices for similar assets or liabilities in active markets;
- quoted prices for identical or similar assets or liabilities in inactive markets;
- inputs other than quoted prices that are observable for the asset or liability;
- inputs that are derived principally from or corroborated by observable market data by correlation or other means.

If the asset or liability has a specified (contractual) term, the level 2 input must be observable for substantially the full term of the asset or liability.

Level 3 Inputs to the valuation methodology are unobservable and significant to the fair value measurement.

The asset or liability's fair value measurement level within the fair value hierarchy is based on the lowest level of any input that is significant to the fair value measurement. Valuation techniques used need to maximize the use of observable inputs and minimize the use of unobservable inputs.

Following is a description of the valuation methodologies used for assets measured at fair value. There have been no changes in the methodologies used at December 31, 2020 and 2019.

Registered investment companies and money market fund: These investments are public investment vehicles valued using the net asset value (the NAV) provided by the administrator of the fund. The NAV is based on the value of the underlying assets owned by the fund, minus its liabilities, and then divided by the number of shares outstanding. The NAV is a quoted price in an active market and classified within level 1 of the valuation hierarchy.

Self-directed brokerage accounts: Investments held in the self-directed brokerage accounts consist of corporate common stock, registered investment companies, exchange-traded funds and interest-bearing cash. Corporate common stocks are valued daily at the closing price reported on active markets using observable inputs and are classified with level 1 of the valuation hierarchy. Registered investment companies are public investment vehicles valued using the NAV provided by the administrator of the fund. The NAV is based on the value of the underlying assets owned by the fund, minus its liabilities, and then divided by the number of shares outstanding. The NAV is a quoted price in an active market and classified within level 1 of the valuation hierarchy. Exchange-traded funds are public investment vehicles valued at quoted market price using observable inputs from a national securities exchange. The share price of these securities provided by the custodian is classified within level 1 of the valuation hierarchy. Interest-bearing cash is valued at the principal amount invested which is believed to be representative of its fair value based on its short term nature and is classified within level 1 of the valuation hierarchy. Based on nature and risks, the Plan has determined presenting as a single class is appropriate.

3. FAIR VALUE MEASUREMENTS – (Continued)

The preceding methods described may produce a fair value calculation that may not be indicative of net realizable value or reflective of future fair values. Furthermore, although the Plan believes its valuation methods are appropriate and consistent with other market participants, the use of different methodologies or assumptions to determine the fair value of certain financial instruments could result in a different fair value measurement at the reporting date.

The following table sets forth by level, within the fair value hierarchy, the Plan's investments at fair value as of December 31, 2020 and 2019:

Description	Total	Level 1	Level 2	Level 3
December 31, 2020				
Registered investment companies	$128,564,971	$128,564,971	$ -	$ -
Money market fund	4,172,570	4,172,570	-	-
Self-directed brokerage accounts	3,976,844	3,976,844	-	-
Total investments at fair value	$136,714,385	$136,714,385	$ -	$ -

Description	Total	Level 1	Level 2	Level 3
December 31, 2019				
Registered investment companies	$108,455,361	$108,455,361	$ -	$ -
Money market fund	3,688,842	3,688,842	-	-
Self-directed brokerage accounts	2,465,581	2,465,581	-	-
Total investments at fair value	$114,609,784	$114,609,784	$ -	$ -

In regards to the classification of investment options offered by the Plan, there were no reclassifications in or out of levels 1, 2 or 3 during the year ended December 31, 2020.

4. INFORMATION CERTIFIED BY THE PLAN'S TRUSTEE

The plan administrator has elected the method of compliance permitted by 29 CFR 2520.103-8 of the Department of Labor's Rules and Regulations for Reporting and Disclosure under ERISA. Accordingly, Fidelity Management Trust Company (Fidelity), the trustee of the Plan, has certified to the completeness and accuracy of:

4. INFORMATION CERTIFIED BY THE PLAN'S TRUSTEE – (Continued)

- Investments and notes receivable from participants reflected on the accompanying statements of net assets available for benefits as of December 31, 2020 and 2019.
- Net appreciation in fair value of investments, interest income, dividend income, and interest income on notes receivable from participants reflected on the accompanying statement of changes in net assets available for benefits for the year ended December 31, 2020.
- Investments and notes receivable from participants reflected on the schedule of assets (held at end of year).

5. PLAN TERMINATION

Although it has not expressed any intent to do so, the Company has the right to terminate or amend the Plan at any time, subject to the provisions of ERISA. In the event of Plan termination, participants become 100% vested in their accounts.

6. TAX STATUS

The Company adopted a Volume Submitter Defined Contribution Plan which received a favorable advisory letter from the Internal Revenue Service (IRS) on March 31, 2014, which stated that the Plan, as then designed, was in accordance with applicable sections of the IRC. The Plan has since been restated and amended. The plan administrator believes the Plan is currently designed and being operated in compliance with the applicable requirements of the IRC. Therefore, no provision for income taxes has been included in the Plan's financial statements.

Accounting principles generally accepted in the United States of America require plan management to evaluate tax positions taken by the Plan and recognize a tax liability if the Plan has taken an uncertain tax position that more likely than not would not be sustained upon examination by the IRS. The plan administrator has analyzed the tax positions taken by the Plan, and has concluded that as of December 31, 2020, there are no uncertain positions taken or expected to be taken that would require recognition of a liability or disclosure in the financial statements. The Plan is subject to routine audits by taxing jurisdictions; however, there are currently no audits for any tax periods in progress.

7. PARTY-IN-INTEREST TRANSACTIONS

The Plan allows for transactions with certain parties who may perform services or have fiduciary responsibilities to the Plan. Certain Plan investments are managed by Fidelity, the trustee and recordkeeper of the Plan. The Plan paid $289,022 in contract administration and advisory fees during 2020. The Plan issues loans to participants, which are secured by the balances in the participants' accounts. The Company paid certain administrative expenses of the Plan. These transactions qualify as party in interest transactions for which a statutory exemption exists.

7. PARTY-IN-INTEREST TRANSACTIONS – (Continued)

The Plan has a revenue sharing agreement with Fidelity, whereby Fidelity pays revenue credits on a quarterly basis to the Plan which are allocated to participant's accounts invested in those specific investment options. During the year ended December 31, 2020 the Plan earned revenue sharing credits totaling approximately $16,300 which is included in the net appreciation in fair value of investments for the year ended December 31, 2020. During 2020, approximately $16,300 of revenue sharing fees were allocated to participants.

8. PROHIBITED TRANSACTIONS

During the years ended December 31, 2019, and 2018, the plan sponsor inadvertently failed to deposit $4,238, and $671, respectively, of participant deferrals within the required timeframe as stated by Employee Retirement Income Security Act of 1974 (ERISA). These deferrals were deposited beyond the earliest expected date on which assets could be segregated from the employer's assets. The U.S. Department of Labor considers late deposits to be prohibited transactions.

The plan sponsor has self-corrected the 2019 and 2018 prohibited. The plan sponsor does not believe that these issues will have a material impact on the Plan's net assets available for benefits or the Plan's tax status.

9. TRANSFERS INTO THE PLAN

Effective January 1, 2020, all assets of the DecisionOne Dental Partners 401(k) Plan were merged into the Plan. The total amount of the transfer was $4,508,326, which is reflected as transfers to the plan on the statement of changes in net assets available for benefits for the year ended December 31, 2020.

10. SUBSEQUENT EVENT

The Plan Committee approved the merger of the Midwest Dental, Inc. 401(k) Plan into the Plan by January 1, 2022. As a result, approximately $105,000,000 will be transferred into the Plan.

11. RECONCILIATION OF FINANCIAL STATEMENTS TO FORM 5500

The following is a reconciliation of total additions per the financial statements to the Form 5500 for the year ended December 31, 2020:

Total contributions per the financial statements	$	14,116,766
Add 2018 DecisionOne employer receivable		41,897
Add 2019 DecisionOne employer receivable		24,985
Total contributions per the Form 5500	$	14,183,648

11. RECONCILIATION OF FINANCIAL STATEMENTS TO FORM 5500 – (Continued)

The following is a reconciliation of transfers in per the financial statements to the Form 5500 for the year ended December 31, 2020:

Transfer in per the financial statements	$	4,508,326
Less 2018 DecisionOne employer receivable		(41,897)
Less 2019 DecisionOne employer receivable		(24,985)
Transfer in per the Form 5500	$	4,441,444

ONESMILE 401(k) PLAN AND TRUST
PLAN FEIN #47-3808383
PLAN #001
SCHEDULE H, LINE 4i - SCHEDULE OF ASSETS (HELD AT END OF YEAR)
DECEMBER 31, 2020

(a)	(b) Identity of issue, borrower, lessor or similar party	(c) Description of investment including maturity date, rate of interest, collateral, par, or maturity value	(d) Cost	(e) Current Value
	Registered Investment Companies			
	Vanguard	Target Retirement 2020 Fund	**	$ 3,254,298
	Vanguard	Target Retirement 2025 Fund	**	6,242,241
	Vanguard	Target Retirement 2030 Fund	**	7,641,841
	Vanguard	Target Retirement 2035 Fund	**	11,551,499
	Vanguard	Target Retirement 2040 Fund	**	10,861,814
	Vanguard	Target Retirement 2045 Fund	**	11,714,864
	Vanguard	Target Retirement 2050 Fund	**	6,868,154
	Vanguard	Target Retirement 2055 Fund	**	4,324,377
	Vanguard	Target Retirement 2060 Fund	**	1,193,087
	Vanguard	Target Retirement 2065 Fund	**	237,995
	Vanguard	Target Retirement Income Fund	**	3,290,882
*	Fidelity	500 Index Fund	**	30,949,690
	Vanguard	Small Cap Index Admiral Fund	**	4,680,065
	Dimensional Fund Advisors	Inflation-Protected Securities Portfolio Fund	**	637,014
	Metropolitan West Funds	Total Return Bond Fund	**	4,854,468
	Harding Loevner	International Equity Portfolio Institutional Fund	**	5,104,941
	Vanguard	Mid Cap Index Institutional Fund	**	9,254,933
	Vanguard	Equity Income Admiral Fund	**	730,462
	Carillon Family of Funds	Eagle Mid Cap Growth Fund	**	641,528
	American Century Investments	Mid Cap Value Fund	**	30,629
	MFS	Growth Fund	**	1,839,227
	MFS	New Discovery Value Fund	**	1,146,808
	Wasatch	Core Growth Institutional Fund	**	202,501
	Invesco	Oppenheimer Developing Markets Fund	**	1,311,653
				128,564,971
	Money Market Fund			
*	Fidelity	Retirement Government Money Market Portfolio Fund	**	4,172,570
	Self-Directed Brokerage Accounts			
*	Fidelity	Self-directed brokerage accounts - Brokeragelink	**	3,976,844
	Notes Receivable from Participants			
*	Participant Loans	Interest rates ranging from 4.25% - 6.75%	-	2,175,782
				$ 138,890,167

* A party-in-interest as defined by ERISA.

** Disclosure of this information is not required by the Department of Labor's Rules and Regulations for Reporting and Disclosure under ERISA when the account is participant directed.

See accompanying independent auditor's report and notes to the financial statements.

ONESMILE 401(k) PLAN AND TRUST

PLAN FEIN #47-3808383

PLAN #001

SCHEDULE H, LINE 4A - SCHEDULE OF DELINQUENT PARTICIPANT CONTRIBUTIONS

FOR THE YEAR ENDED DECEMBER 31, 2020

Participant Contributions Transferred Late to Plan	Total that Constitute Nonexempt Prohibited Transactions			Total Fully Corrected Under Voluntary Fiduciary Correction Program and Prohibited Transaction Exemption 2002-51
Check here if Late Participant Loan Repayments are included: ☐	Contributions Not Corrected	Contributions Corrected Outside VFCP	Contributions Pending Correction in VFCP	
Year ended December 31, 2018				
$671		$671 *		
Year ended December 31, 2019				
$4,238		$4,238 *		

* Corrections were remitted to the Plan in 2020.

See accompanying independent auditor's report and notes to the financial statements.