Form 5500

Department of the Treasury
Internal Revenue Service

Department of Labor
Employee Benefits Security Administration

Pension Benefit Guaranty Corporation

Annual Return/Report of Employee Benefit Plan

This form is required to be filed for employee benefit plans under sections 104 and 4065 of the Employee Retirement Income Security Act of 1974 (ERISA) and sections 6057(b) and 6058(a) of the Internal Revenue Code (the Code).

▶ **Complete all entries in accordance with the instructions to the Form 5500.**

OMB Nos. 1210-0110
1210-0089

2020

This Form is Open to Public Inspection

Part I Annual Report Identification Information

For calendar plan year 2020 or fiscal plan year beginning 01/01/2020 and ending 12/31/2020

A This return/report is for:
- [ ] a multiemployer plan
- [ ] a multiple-employer plan (Filers checking this box must attach a list of participating employer information in accordance with the form instructions.)
- [X] a single-employer plan
- [ ] a DFE (specify) ____

B This return/report is:
- [ ] the first return/report
- [ ] the final return/report
- [ ] an amended return/report
- [ ] a short plan year return/report (less than 12 months)

C If the plan is a collectively-bargained plan, check here. . . . . ▶ [ ]

D Check box if filing under:
- [X] Form 5558
- [ ] automatic extension
- [ ] the DFVC program
- [ ] special extension (enter description)

Part II Basic Plan Information—enter all requested information

1a Name of plan
MBK REAL ESTATE LLC 401(K) PLAN

1b Three-digit plan number (PN) ▶ 001

1c Effective date of plan 09/01/1988

2a Plan sponsor's name (employer, if for a single-employer plan)
Mailing address (include room, apt., suite no. and street, or P.O. Box)
City or town, state or province, country, and ZIP or foreign postal code (if foreign, see instructions)
MBK REAL ESTATE LLC

4 PARK PLAZA
SUITE 1700
IRVINE, CA 96214

2b Employer Identification Number (EIN) 33-0393742

2c Plan Sponsor's telephone number 949-789-8353

2d Business code (see instructions) 531310

Caution: A penalty for the late or incomplete filing of this return/report will be assessed unless reasonable cause is established.

Under penalties of perjury and other penalties set forth in the instructions, I declare that I have examined this return/report, including accompanying schedules, statements and attachments, as well as the electronic version of this return/report, and to the best of my knowledge and belief, it is true, correct, and complete.

SIGN HERE	Filed with authorized/valid electronic signature.	10/14/2021	KEVIN MCLAURIN
	Signature of plan administrator	Date	Enter name of individual signing as plan administrator
SIGN HERE			
	Signature of employer/plan sponsor	Date	Enter name of individual signing as employer or plan sponsor
SIGN HERE			
	Signature of DFE	Date	Enter name of individual signing as DFE

3a Plan administrator's name and address [X] Same as Plan Sponsor

3b Administrator's EIN

3c Administrator's telephone number

4 If the name and/or EIN of the plan sponsor or the plan name has changed since the last return/report filed for this plan, enter the plan sponsor's name, EIN, the plan name and the plan number from the last return/report:
a Sponsor's name
c Plan Name

4b EIN

4d PN

5 Total number of participants at the beginning of the plan year	**5**	3116
6 Number of participants as of the end of the plan year unless otherwise stated (welfare plans complete only lines **6a(1), 6a(2), 6b, 6c,** and **6d**).		
a(1) Total number of active participants at the beginning of the plan year	**6a(1)**	2929
a(2) Total number of active participants at the end of the plan year	**6a(2)**	2195
b Retired or separated participants receiving benefits	**6b**	1
c Other retired or separated participants entitled to future benefits	**6c**	217
d Subtotal. Add lines **6a(2)**, **6b**, and **6c**	**6d**	2413
e Deceased participants whose beneficiaries are receiving or are entitled to receive benefits.	**6e**	0
f Total. Add lines **6d** and **6e**	**6f**	2413
g Number of participants with account balances as of the end of the plan year (only defined contribution plans complete this item)	**6g**	673
h Number of participants who terminated employment during the plan year with accrued benefits that were less than 100% vested	**6h**	0
7 Enter the total number of employers obligated to contribute to the plan (only multiemployer plans complete this item)	**7**	

8a If the plan provides pension benefits, enter the applicable pension feature codes from the List of Plan Characteristics Codes in the instructions:

3H 3D 2R 2F 2G 2J 2K 2T

b If the plan provides welfare benefits, enter the applicable welfare feature codes from the List of Plan Characteristics Codes in the instructions:

9a Plan funding arrangement (check all that apply)

(1)	[ ]	Insurance
(2)	[ ]	Code section 412(e)(3) insurance contracts
(3)	[X]	Trust
(4)	[ ]	General assets of the sponsor

9b Plan benefit arrangement (check all that apply)

(1)	[ ]	Insurance
(2)	[ ]	Code section 412(e)(3) insurance contracts
(3)	[X]	Trust
(4)	[ ]	General assets of the sponsor

10 Check all applicable boxes in 10a and 10b to indicate which schedules are attached, and, where indicated, enter the number attached. (See instructions)

a Pension Schedules

(1)	[X]	**R** (Retirement Plan Information)
(2)	[ ]	**MB** (Multiemployer Defined Benefit Plan and Certain Money Purchase Plan Actuarial Information) - signed by the plan actuary
(3)	[ ]	**SB** (Single-Employer Defined Benefit Plan Actuarial Information) - signed by the plan actuary

b General Schedules

(1)	[X]		**H** (Financial Information)
(2)	[ ]		**I** (Financial Information – Small Plan)
(3)	[ ]	0	**A** (Insurance Information)
(4)	[X]		**C** (Service Provider Information)
(5)	[X]		**D** (DFE/Participating Plan Information)
(6)	[ ]		**G** (Financial Transaction Schedules)

Part III Form M-1 Compliance Information (to be completed by welfare benefit plans)

11a If the plan provides welfare benefits, was the plan subject to the Form M-1 filing requirements during the plan year? (See instructions and 29 CFR 2520.101-2.) ..... ☐ Yes ☐ No

If "Yes" is checked, complete lines 11b and 11c.

11b Is the plan currently in compliance with the Form M-1 filing requirements? (See instructions and 29 CFR 2520.101-2.) ..... ☐ Yes ☐ No

11c Enter the Receipt Confirmation Code for the 2020 Form M-1 annual report. If the plan was not required to file the 2020 Form M-1 annual report, enter the Receipt Confirmation Code for the most recent Form M-1 that was required to be filed under the Form M-1 filing requirements. (Failure to enter a valid Receipt Confirmation Code will subject the Form 5500 filing to rejection as incomplete.)

Receipt Confirmation Code_____

SCHEDULE C (Form 5500)	Service Provider Information	OMB No. 1210-0110
Department of the Treasury Internal Revenue Service Department of Labor Employee Benefits Security Administration Pension Benefit Guaranty Corporation	This schedule is required to be filed under section 104 of the Employee Retirement Income Security Act of 1974 (ERISA). ▶ **File as an attachment to Form 5500.**	**2020** **This Form is Open to Public Inspection.**

For calendar plan year 2020 or fiscal plan year beginning 01/01/2020 and ending 12/31/2020

A Name of plan	**B** Three-digit plan number (PN) ▶
MBK REAL ESTATE LLC 401(K) PLAN	001

C Plan sponsor's name as shown on line 2a of Form 5500	**D** Employer Identification Number (EIN)
MBK REAL ESTATE LLC	33-0393742

Part I Service Provider Information (see instructions)

You must complete this Part, in accordance with the instructions, to report the information required for **each person** who received, directly or indirectly, $5,000 or more in total compensation (i.e., money or anything else of monetary value) in connection with services rendered to the plan or the person's position with the plan during the plan year. If a person received **only** eligible indirect compensation for which the plan received the required disclosures, you are required to answer line 1 but are not required to include that person when completing the remainder of this Part.

1 Information on Persons Receiving Only Eligible Indirect Compensation

a Check "Yes" or "No" to indicate whether you are excluding a person from the remainder of this Part because they received only eligible indirect compensation for which the plan received the required disclosures (see instructions for definitions and conditions).. . . . . [X] Yes [ ] No

b If you answered line 1a "Yes," enter the name and EIN or address of each person providing the required disclosures for the service providers who received only eligible indirect compensation. Complete as many entries as needed (see instructions).

(b) Enter name and EIN or address of person who provided you disclosures on eligible indirect compensation

FIDELITY INVESTMENTS INSTITUTIONAL

04-2647786

(b) Enter name and EIN or address of person who provided you disclosures on eligible indirect compensation

(b) Enter name and EIN or address of person who provided you disclosures on eligible indirect compensation

(b) Enter name and EIN or address of person who provided you disclosures on eligible indirect compensation

(b) Enter name and EIN or address of person who provided you disclosures on eligible indirect compensation

(b) Enter name and EIN or address of person who provided you disclosures on eligible indirect compensation

(b) Enter name and EIN or address of person who provided you disclosures on eligible indirect compensation

(b) Enter name and EIN or address of person who provided you disclosures on eligible indirect compensation

(b) Enter name and EIN or address of person who provided you disclosures on eligible indirect compensation

(b) Enter name and EIN or address of person who provided you disclosures on eligible indirect compensation

(b) Enter name and EIN or address of person who provided you disclosures on eligible indirect compensation

(b) Enter name and EIN or address of person who provided you disclosures on eligible indirect compensation

2. Information on Other Service Providers Receiving Direct or Indirect Compensation. Except for those persons for whom you answered "Yes" to line 1a above, complete as many entries as needed to list each person receiving, directly or indirectly, $5,000 or more in total compensation (i.e., money or anything else of value) in connection with services rendered to the plan or their position with the plan during the plan year. (See instructions).

(a) Enter name and EIN or address (see instructions)

FIDELITY INVESTMENTS INSTITUTIONAL

04-2647786

(b) Service Code(s)	(c) Relationship to employer, employee organization, or person known to be a party-in-interest	(d) Enter direct compensation paid by the plan. If none, enter -0-.	(e) Did service provider receive indirect compensation? (sources other than plan or plan sponsor)	(f) Did indirect compensation include eligible indirect compensation, for which the plan received the required disclosures?	(g) Enter total indirect compensation received by service provider excluding eligible indirect compensation for which you answered "Yes" to element (f). If none, enter -0-.	(h) Did the service provider give you a formula instead of an amount or estimated amount?
37 60 64 65 71	RECORDKEEPER	5719	Yes [X] No [ ]	Yes [X] No [ ]	0	Yes [X] No [ ]

(a) Enter name and EIN or address (see instructions)

FIRST REPUBLIC SECURITIES COMPANY

111 PINE ST
SAN FRANCISCO, CA 94111

(b) Service Code(s)	(c) Relationship to employer, employee organization, or person known to be a party-in-interest	(d) Enter direct compensation paid by the plan. If none, enter -0-.	(e) Did service provider receive indirect compensation? (sources other than plan or plan sponsor)	(f) Did indirect compensation include eligible indirect compensation, for which the plan received the required disclosures?	(g) Enter total indirect compensation received by service provider excluding eligible indirect compensation for which you answered "Yes" to element (f). If none, enter -0-.	(h) Did the service provider give you a formula instead of an amount or estimated amount?
55	ADVISOR	0	Yes [X] No [ ]	Yes [ ] No [X]	43905	Yes [ ] No [X]

(a) Enter name and EIN or address (see instructions)

(b) Service Code(s)	(c) Relationship to employer, employee organization, or person known to be a party-in-interest	(d) Enter direct compensation paid by the plan. If none, enter -0-.	(e) Did service provider receive indirect compensation? (sources other than plan or plan sponsor)	(f) Did indirect compensation include eligible indirect compensation, for which the plan received the required disclosures?	(g) Enter total indirect compensation received by service provider excluding eligible indirect compensation for which you answered "Yes" to element (f). If none, enter -0-.	(h) Did the service provider give you a formula instead of an amount or estimated amount?
			Yes [ ] No [ ]	Yes [ ] No [ ]		Yes [ ] No [ ]

2. Information on Other Service Providers Receiving Direct or Indirect Compensation. Except for those persons for whom you answered "Yes" to line 1a above, complete as many entries as needed to list each person receiving, directly or indirectly, $5,000 or more in total compensation (i.e., money or anything else of value) in connection with services rendered to the plan or their position with the plan during the plan year. (See instructions).

(a) Enter name and EIN or address (see instructions)

(b) Service Code(s)	**(c)** Relationship to employer, employee organization, or person known to be a party-in-interest	**(d)** Enter direct compensation paid by the plan. If none, enter -0-.	**(e)** Did service provider receive indirect compensation? (sources other than plan or plan sponsor)	**(f)** Did indirect compensation include eligible indirect compensation, for which the plan received the required disclosures?	**(g)** Enter total indirect compensation received by service provider excluding eligible indirect compensation for which you answered "Yes" to element (f). If none, enter -0-.	**(h)** Did the service provider give you a formula instead of an amount or estimated amount?
			Yes ☐ No ☐	Yes ☐ No ☐		Yes ☐ No ☐

(a) Enter name and EIN or address (see instructions)

(b) Service Code(s)	**(c)** Relationship to employer, employee organization, or person known to be a party-in-interest	**(d)** Enter direct compensation paid by the plan. If none, enter -0-.	**(e)** Did service provider receive indirect compensation? (sources other than plan or plan sponsor)	**(f)** Did indirect compensation include eligible indirect compensation, for which the plan received the required disclosures?	**(g)** Enter total indirect compensation received by service provider excluding eligible indirect compensation for which you answered "Yes" to element (f). If none, enter -0-.	**(h)** Did the service provider give you a formula instead of an amount or estimated amount?
			Yes ☐ No ☐	Yes ☐ No ☐		Yes ☐ No ☐

(a) Enter name and EIN or address (see instructions)

(b) Service Code(s)	**(c)** Relationship to employer, employee organization, or person known to be a party-in-interest	**(d)** Enter direct compensation paid by the plan. If none, enter -0-.	**(e)** Did service provider receive indirect compensation? (sources other than plan or plan sponsor)	**(f)** Did indirect compensation include eligible indirect compensation, for which the plan received the required disclosures?	**(g)** Enter total indirect compensation received by service provider excluding eligible indirect compensation for which you answered "Yes" to element (f). If none, enter -0-.	**(h)** Did the service provider give you a formula instead of an amount or estimated amount?
			Yes ☐ No ☐	Yes ☐ No ☐		Yes ☐ No ☐

Part I Service Provider Information (continued)

3. If you reported on line 2 receipt of indirect compensation, other than eligible indirect compensation, by a service provider, and the service provider is a fiduciary or provides contract administrator, consulting, custodial, investment advisory, investment management, broker, or recordkeeping services, answer the following questions for (a) each source from whom the service provider received $1,000 or more in indirect compensation and (b) each source for whom the service provider gave you a formula used to determine the indirect compensation instead of an amount or estimated amount of the indirect compensation. Complete as many entries as needed to report the required information for each source.

(a) Enter service provider name as it appears on line 2	**(b)** Service Codes (see instructions)	**(c)** Enter amount of indirect compensation
FIDELITY INVESTMENTS INSTITUTIONAL	60	0

(d) Enter name and EIN (address) of source of indirect compensation	**(e)** Describe the indirect compensation, including any formula used to determine the service provider's eligibility for or the amount of the indirect compensation.
AB LG CAP GRTH A - ALLIANCEBERNSTE 52-2269240	0.25%

(a) Enter service provider name as it appears on line 2	**(b)** Service Codes (see instructions)	**(c)** Enter amount of indirect compensation
FIDELITY INVESTMENTS INSTITUTIONAL	60	0

(d) Enter name and EIN (address) of source of indirect compensation	**(e)** Describe the indirect compensation, including any formula used to determine the service provider's eligibility for or the amount of the indirect compensation.
AF FUNDAMNTL INVS R4 - AMERICAN FU 95-2566717	0.10%

(a) Enter service provider name as it appears on line 2	**(b)** Service Codes (see instructions)	**(c)** Enter amount of indirect compensation
FIDELITY INVESTMENTS INSTITUTIONAL	60	0

(d) Enter name and EIN (address) of source of indirect compensation	**(e)** Describe the indirect compensation, including any formula used to determine the service provider's eligibility for or the amount of the indirect compensation.
COHEN & STEERS RLTY - DST ASSET MA 430 W 7TH STREET STE 219432 KANSAS CITY, MO 64105	0.40%

Part I Service Provider Information (continued)

3. If you reported on line 2 receipt of indirect compensation, other than eligible indirect compensation, by a service provider, and the service provider is a fiduciary or provides contract administrator, consulting, custodial, investment advisory, investment management, broker, or recordkeeping services, answer the following questions for (a) each source from whom the service provider received $1,000 or more in indirect compensation and (b) each source for whom the service provider gave you a formula used to determine the indirect compensation instead of an amount or estimated amount of the indirect compensation. Complete as many entries as needed to report the required information for each source.

(a) Enter service provider name as it appears on line 2	**(b)** Service Codes (see instructions)	**(c)** Enter amount of indirect compensation
FIDELITY INVESTMENTS INSTITUTIONAL	60	0

(d) Enter name and EIN (address) of source of indirect compensation	**(e)** Describe the indirect compensation, including any formula used to determine the service provider's eligibility for or the amount of the indirect compensation.
DL TOTAL RTN BOND I - U.S. BANCORP P.O. BOX 701 MILWAUKEE, WI 53201	0.15%

(a) Enter service provider name as it appears on line 2	**(b)** Service Codes (see instructions)	**(c)** Enter amount of indirect compensation
FIDELITY INVESTMENTS INSTITUTIONAL	60	0

(d) Enter name and EIN (address) of source of indirect compensation	**(e)** Describe the indirect compensation, including any formula used to determine the service provider's eligibility for or the amount of the indirect compensation.
GS EM MKT EQ INS A - GOLDMAN SACHS 13-5108880	0.25%

(a) Enter service provider name as it appears on line 2	**(b)** Service Codes (see instructions)	**(c)** Enter amount of indirect compensation
FIDELITY INVESTMENTS INSTITUTIONAL	60	0

(d) Enter name and EIN (address) of source of indirect compensation	**(e)** Describe the indirect compensation, including any formula used to determine the service provider's eligibility for or the amount of the indirect compensation.
INVS GLOBAL FOCUS A - INVESCO INVE 11 GREENWAY PLAZA, SUITE 100 HOUSTON, TX 77046	0.25%

Part I Service Provider Information (continued)

3. If you reported on line 2 receipt of indirect compensation, other than eligible indirect compensation, by a service provider, and the service provider is a fiduciary or provides contract administrator, consulting, custodial, investment advisory, investment management, broker, or recordkeeping services, answer the following questions for (a) each source from whom the service provider received $1,000 or more in indirect compensation and (b) each source for whom the service provider gave you a formula used to determine the indirect compensation instead of an amount or estimated amount of the indirect compensation. Complete as many entries as needed to report the required information for each source.

(a) Enter service provider name as it appears on line 2	**(b)** Service Codes (see instructions)	**(c)** Enter amount of indirect compensation
FIDELITY INVESTMENTS INSTITUTIONAL	60	0

(d) Enter name and EIN (address) of source of indirect compensation		**(e)** Describe the indirect compensation, including any formula used to determine the service provider's eligibility for or the amount of the indirect compensation.
INVS GLOBAL OPP A - INVESCO INVEST	11 GREENWAY PLAZA, SUITE 100 HOUSTON, TX 77046	0.25%

(a) Enter service provider name as it appears on line 2	**(b)** Service Codes (see instructions)	**(c)** Enter amount of indirect compensation
FIDELITY INVESTMENTS INSTITUTIONAL	60	0

(d) Enter name and EIN (address) of source of indirect compensation		**(e)** Describe the indirect compensation, including any formula used to determine the service provider's eligibility for or the amount of the indirect compensation.
IVY MID CAP GROWTH A - WI SERVICES	P.O. BOX 29217 SHAWNEE MISSION, KS 66201	0.25%

(a) Enter service provider name as it appears on line 2	**(b)** Service Codes (see instructions)	**(c)** Enter amount of indirect compensation
FIDELITY INVESTMENTS INSTITUTIONAL	60	0

(d) Enter name and EIN (address) of source of indirect compensation		**(e)** Describe the indirect compensation, including any formula used to determine the service provider's eligibility for or the amount of the indirect compensation.
IVY SCI & TECH A - WI SERVICES COM	P.O. BOX 29217 SHAWNEE MISSION, KS 66201	0.25%

Part I Service Provider Information (continued)

3. If you reported on line 2 receipt of indirect compensation, other than eligible indirect compensation, by a service provider, and the service provider is a fiduciary or provides contract administrator, consulting, custodial, investment advisory, investment management, broker, or recordkeeping services, answer the following questions for (a) each source from whom the service provider received $1,000 or more in indirect compensation and (b) each source for whom the service provider gave you a formula used to determine the indirect compensation instead of an amount or estimated amount of the indirect compensation. Complete as many entries as needed to report the required information for each source.

(a) Enter service provider name as it appears on line 2	**(b)** Service Codes (see instructions)	**(c)** Enter amount of indirect compensation
FIDELITY INVESTMENTS INSTITUTIONAL	60	0

(d) Enter name and EIN (address) of source of indirect compensation	**(e)** Describe the indirect compensation, including any formula used to determine the service provider's eligibility for or the amount of the indirect compensation.
J H TRITON S - JANUS SERVICES LLC 43-1804048	0.25%

(a) Enter service provider name as it appears on line 2	**(b)** Service Codes (see instructions)	**(c)** Enter amount of indirect compensation
FIDELITY INVESTMENTS INSTITUTIONAL	60	0

(d) Enter name and EIN (address) of source of indirect compensation	**(e)** Describe the indirect compensation, including any formula used to determine the service provider's eligibility for or the amount of the indirect compensation.
JPM EQUITY INCOME A - DST ASSET MA 430 W 7TH STREET STE 219432 KANSAS CITY, MO 64105	0.25%

(a) Enter service provider name as it appears on line 2	**(b)** Service Codes (see instructions)	**(c)** Enter amount of indirect compensation
FIDELITY INVESTMENTS INSTITUTIONAL	60	0

(d) Enter name and EIN (address) of source of indirect compensation	**(e)** Describe the indirect compensation, including any formula used to determine the service provider's eligibility for or the amount of the indirect compensation.
LD ABT INCOME A - DST SYSTEMS INC 43-1581814	0.25%

Part I Service Provider Information (continued)

3. If you reported on line 2 receipt of indirect compensation, other than eligible indirect compensation, by a service provider, and the service provider is a fiduciary or provides contract administrator, consulting, custodial, investment advisory, investment management, broker, or recordkeeping services, answer the following questions for (a) each source from whom the service provider received $1,000 or more in indirect compensation and (b) each source for whom the service provider gave you a formula used to determine the indirect compensation instead of an amount or estimated amount of the indirect compensation. Complete as many entries as needed to report the required information for each source.

(a) Enter service provider name as it appears on line 2	**(b)** Service Codes (see instructions)	**(c)** Enter amount of indirect compensation
FIDELITY INVESTMENTS INSTITUTIONAL	60	0

(d) Enter name and EIN (address) of source of indirect compensation	**(e)** Describe the indirect compensation, including any formula used to determine the service provider's eligibility for or the amount of the indirect compensation.
LD ABT SH DTN INC A - DST SYSTEMS 43-1581814	0.25%

(a) Enter service provider name as it appears on line 2	**(b)** Service Codes (see instructions)	**(c)** Enter amount of indirect compensation
FIDELITY INVESTMENTS INSTITUTIONAL	60	0

(d) Enter name and EIN (address) of source of indirect compensation	**(e)** Describe the indirect compensation, including any formula used to determine the service provider's eligibility for or the amount of the indirect compensation.
PIMCO STRAT BOND A - DST ASSET MAN 430 W 7TH STREET STE 219432 KANSAS CITY, MO 64105	0.20%

(a) Enter service provider name as it appears on line 2	**(b)** Service Codes (see instructions)	**(c)** Enter amount of indirect compensation
FIDELITY INVESTMENTS INSTITUTIONAL	60	0

(d) Enter name and EIN (address) of source of indirect compensation	**(e)** Describe the indirect compensation, including any formula used to determine the service provider's eligibility for or the amount of the indirect compensation.
TMPL GLOBAL BOND A - FRANKLIN TEMP 94-3167260	0.25%

Part I Service Provider Information (continued)

3. If you reported on line 2 receipt of indirect compensation, other than eligible indirect compensation, by a service provider, and the service provider is a fiduciary or provides contract administrator, consulting, custodial, investment advisory, investment management, broker, or recordkeeping services, answer the following questions for (a) each source from whom the service provider received $1,000 or more in indirect compensation and (b) each source for whom the service provider gave you a formula used to determine the indirect compensation instead of an amount or estimated amount of the indirect compensation. Complete as many entries as needed to report the required information for each source.

(a) Enter service provider name as it appears on line 2	**(b)** Service Codes (see instructions)	**(c)** Enter amount of indirect compensation
FIDELITY INVESTMENTS INSTITUTIONAL	60	0

(d) Enter name and EIN (address) of source of indirect compensation	**(e)** Describe the indirect compensation, including any formula used to determine the service provider's eligibility for or the amount of the indirect compensation.
TRP OVERSEAS STOCK - T. ROWE PRICE 52-2269240	0.15%

(a) Enter service provider name as it appears on line 2	**(b)** Service Codes (see instructions)	**(c)** Enter amount of indirect compensation
FIRST REPUBLIC SECURITIES COMPANY	55	43905

(d) Enter name and EIN (address) of source of indirect compensation	**(e)** Describe the indirect compensation, including any formula used to determine the service provider's eligibility for or the amount of the indirect compensation.
NATIONAL FINANCIAL SERVICES LLC 04-3523567	

(a) Enter service provider name as it appears on line 2	**(b)** Service Codes (see instructions)	**(c)** Enter amount of indirect compensation
FIDELITY INVESTMENTS INSTITUTIONAL	60	0

(d) Enter name and EIN (address) of source of indirect compensation	**(e)** Describe the indirect compensation, including any formula used to determine the service provider's eligibility for or the amount of the indirect compensation.
ADV PREFERRED GOLD BULLION STRAT I 1445 RESEARCH BLVD SUITE 530 ROCKVILLE, MD 20850	0.40%

Part I Service Provider Information (continued)

3. If you reported on line 2 receipt of indirect compensation, other than eligible indirect compensation, by a service provider, and the service provider is a fiduciary or provides contract administrator, consulting, custodial, investment advisory, investment management, broker, or recordkeeping services, answer the following questions for (a) each source from whom the service provider received $1,000 or more in indirect compensation and (b) each source for whom the service provider gave you a formula used to determine the indirect compensation instead of an amount or estimated amount of the indirect compensation. Complete as many entries as needed to report the required information for each source.

(a) Enter service provider name as it appears on line 2	**(b)** Service Codes (see instructions)	**(c)** Enter amount of indirect compensation
FIDELITY INVESTMENTS INSTITUTIONAL	60	0

(d) Enter name and EIN (address) of source of indirect compensation		**(e)** Describe the indirect compensation, including any formula used to determine the service provider's eligibility for or the amount of the indirect compensation.
BNY MELLON INTL STOCK A	144 GLENN CURTISS BLVD 8TH FLOOR UNIONDALE, NY 11556	0.40%

(a) Enter service provider name as it appears on line 2	**(b)** Service Codes (see instructions)	**(c)** Enter amount of indirect compensation
FIDELITY INVESTMENTS INSTITUTIONAL	60	0

(d) Enter name and EIN (address) of source of indirect compensation		**(e)** Describe the indirect compensation, including any formula used to determine the service provider's eligibility for or the amount of the indirect compensation.
AMERICAN BOND FUND OF AMERICA CL F	3500 WISEMAN BLVD SAN ANTONIO, TX 78251-4321	0.15%

(a) Enter service provider name as it appears on line 2	**(b)** Service Codes (see instructions)	**(c)** Enter amount of indirect compensation
FIDELITY INVESTMENTS INSTITUTIONAL	60	0

(d) Enter name and EIN (address) of source of indirect compensation		**(e)** Describe the indirect compensation, including any formula used to determine the service provider's eligibility for or the amount of the indirect compensation.
COLUMBIA DIVIDEND INCOME CL A	225 FRANKLIN ST BX25 10320 BOSTON, MA 02110	0.40%

Part I Service Provider Information (continued)

3. If you reported on line 2 receipt of indirect compensation, other than eligible indirect compensation, by a service provider, and the service provider is a fiduciary or provides contract administrator, consulting, custodial, investment advisory, investment management, broker, or recordkeeping services, answer the following questions for (a) each source from whom the service provider received $1,000 or more in indirect compensation and (b) each source for whom the service provider gave you a formula used to determine the indirect compensation instead of an amount or estimated amount of the indirect compensation. Complete as many entries as needed to report the required information for each source.

(a) Enter service provider name as it appears on line 2	**(b)** Service Codes (see instructions)	**(c)** Enter amount of indirect compensation
FIDELITY INVESTMENTS INSTITUTIONAL	60	0

(d) Enter name and EIN (address) of source of indirect compensation	**(e)** Describe the indirect compensation, including any formula used to determine the service provider's eligibility for or the amount of the indirect compensation.
FEDERATED HERMES KAUFMANN SM CAP A 4000 ERICSSON DRIVE WARRENDALE, PA 15086-7515	0.40%

(a) Enter service provider name as it appears on line 2	**(b)** Service Codes (see instructions)	**(c)** Enter amount of indirect compensation
FIDELITY INVESTMENTS INSTITUTIONAL	60	0

(d) Enter name and EIN (address) of source of indirect compensation	**(e)** Describe the indirect compensation, including any formula used to determine the service provider's eligibility for or the amount of the indirect compensation.
FRANKLIN SMALL CAP VALUE ADVISOR C 100 FOUNTAIN PARKWAY ST. PETERSBURG, FL 33716	$16.00

(a) Enter service provider name as it appears on line 2	**(b)** Service Codes (see instructions)	**(c)** Enter amount of indirect compensation
FIDELITY INVESTMENTS INSTITUTIONAL	60	0

(d) Enter name and EIN (address) of source of indirect compensation	**(e)** Describe the indirect compensation, including any formula used to determine the service provider's eligibility for or the amount of the indirect compensation.
JANUS HENDERSON GLBLEQUITY INCOME 151 DETROIT ST. DENVER, CO 80206	0.35%

Part I Service Provider Information (continued)

3. If you reported on line 2 receipt of indirect compensation, other than eligible indirect compensation, by a service provider, and the service provider is a fiduciary or provides contract administrator, consulting, custodial, investment advisory, investment management, broker, or recordkeeping services, answer the following questions for (a) each source from whom the service provider received $1,000 or more in indirect compensation and (b) each source for whom the service provider gave you a formula used to determine the indirect compensation instead of an amount or estimated amount of the indirect compensation. Complete as many entries as needed to report the required information for each source.

(a) Enter service provider name as it appears on line 2	**(b)** Service Codes (see instructions)	**(c)** Enter amount of indirect compensation
FIDELITY INVESTMENTS INSTITUTIONAL	60	0

(d) Enter name and EIN (address) of source of indirect compensation		**(e)** Describe the indirect compensation, including any formula used to determine the service provider's eligibility for or the amount of the indirect compensation.
MORGAN STANLEY INSIGHT A	522 FIFTH AVENUE 4TH FLOOR NEW YORK, NY 10036	0.40%

(a) Enter service provider name as it appears on line 2	**(b)** Service Codes (see instructions)	**(c)** Enter amount of indirect compensation
FIDELITY INVESTMENTS INSTITUTIONAL	60	0

(d) Enter name and EIN (address) of source of indirect compensation		**(e)** Describe the indirect compensation, including any formula used to determine the service provider's eligibility for or the amount of the indirect compensation.
PGIM GLOBAL TOTAL RETURN CL Z	655 BROAD STREET NEWARK, NJ 07102	0.15%

(a) Enter service provider name as it appears on line 2	**(b)** Service Codes (see instructions)	**(c)** Enter amount of indirect compensation
FIDELITY INVESTMENTS INSTITUTIONAL	60	0

(d) Enter name and EIN (address) of source of indirect compensation		**(e)** Describe the indirect compensation, including any formula used to determine the service provider's eligibility for or the amount of the indirect compensation.
RMB MENDON FINANCIAL SRVC CL A	1251 AVENUE OF THE AMERICAS 8TH FL NEW YORK, NY 10020	0.10%

Part I Service Provider Information (continued)

3. If you reported on line 2 receipt of indirect compensation, other than eligible indirect compensation, by a service provider, and the service provider is a fiduciary or provides contract administrator, consulting, custodial, investment advisory, investment management, broker, or recordkeeping services, answer the following questions for (a) each source from whom the service provider received $1,000 or more in indirect compensation and (b) each source for whom the service provider gave you a formula used to determine the indirect compensation instead of an amount or estimated amount of the indirect compensation. Complete as many entries as needed to report the required information for each source.

(a) Enter service provider name as it appears on line 2	**(b)** Service Codes (see instructions)	**(c)** Enter amount of indirect compensation
FIDELITY INVESTMENTS INSTITUTIONAL	60	0

(d) Enter name and EIN (address) of source of indirect compensation	**(e)** Describe the indirect compensation, including any formula used to determine the service provider's eligibility for or the amount of the indirect compensation.
T ROWE PRICE US TREA INTERMEDIATE 4515 PAINTERS MILL RD OWINGS MILLS, MD 21117	0.15%

(a) Enter service provider name as it appears on line 2	**(b)** Service Codes (see instructions)	**(c)** Enter amount of indirect compensation
FIDELITY INVESTMENTS INSTITUTIONAL	60	0

(d) Enter name and EIN (address) of source of indirect compensation	**(e)** Describe the indirect compensation, including any formula used to determine the service provider's eligibility for or the amount of the indirect compensation.
VALUE LINE MID CAP FOCUSED INVESTO 7 TIMES SQUARE SUITE 1606 NEW YORK, NY 10036	0.40%

(a) Enter service provider name as it appears on line 2	**(b)** Service Codes (see instructions)	**(c)** Enter amount of indirect compensation
FIDELITY INVESTMENTS INSTITUTIONAL	60	0

(d) Enter name and EIN (address) of source of indirect compensation	**(e)** Describe the indirect compensation, including any formula used to determine the service provider's eligibility for or the amount of the indirect compensation.
WELLS FARGO C&B MID CAP VALUE FD C 525 MARKET ST. MAC #A0103 122 SAN FRANCISCO, CA 94105	0.40%

Part II Service Providers Who Fail or Refuse to Provide Information

4 Provide, to the extent possible, the following information for each service provider who failed or refused to provide the information necessary to complete this Schedule.

(a) Enter name and EIN or address of service provider (see instructions)	**(b)** Nature of Service Code(s)	**(c)** Describe the information that the service provider failed or refused to provide

(a) Enter name and EIN or address of service provider (see instructions)	**(b)** Nature of Service Code(s)	**(c)** Describe the information that the service provider failed or refused to provide

(a) Enter name and EIN or address of service provider (see instructions)	**(b)** Nature of Service Code(s)	**(c)** Describe the information that the service provider failed or refused to provide

(a) Enter name and EIN or address of service provider (see instructions)	**(b)** Nature of Service Code(s)	**(c)** Describe the information that the service provider failed or refused to provide

(a) Enter name and EIN or address of service provider (see instructions)	**(b)** Nature of Service Code(s)	**(c)** Describe the information that the service provider failed or refused to provide

(a) Enter name and EIN or address of service provider (see instructions)	**(b)** Nature of Service Code(s)	**(c)** Describe the information that the service provider failed or refused to provide

Part III	**Termination Information on Accountants and Enrolled Actuaries (see instructions)** (complete as many entries as needed)

a Name:

b EIN:

c Position:

d Address:

e Telephone:

Explanation:

a Name:

b EIN:

c Position:

d Address:

e Telephone:

Explanation:

a Name:

b EIN:

c Position:

d Address:

e Telephone:

Explanation:

a Name:

b EIN:

c Position:

d Address:

e Telephone:

Explanation:

a Name:

b EIN:

c Position:

d Address:

e Telephone:

Explanation:

SCHEDULE D (Form 5500)

Department of the Treasury
Internal Revenue Service

Department of Labor
Employee Benefits Security Administration

DFE/Participating Plan Information

This schedule is required to be filed under section 104 of the Employee Retirement Income Security Act of 1974 (ERISA).

▶ **File as an attachment to Form 5500.**

OMB No. 1210-0110

2020

This Form is Open to Public Inspection.

For calendar plan year 2020 or fiscal plan year beginning 01/01/2020 and ending 12/31/2020

A Name of plan
MBK REAL ESTATE LLC 401(K) PLAN

B Three-digit plan number (PN) ▶ 001

C Plan or DFE sponsor's name as shown on line 2a of Form 5500
MBK REAL ESTATE LLC

D Employer Identification Number (EIN)
33-0393742

Part I Information on interests in MTIAs, CCTs, PSAs, and 103-12 IEs (to be completed by plans and DFEs)

(Complete as many entries as needed to report all interests in DFEs)

a Name of MTIA, CCT, PSA, or 103-12 IE: FA STABLE VALUE II

b Name of sponsor of entity listed in (a): FIDELITY MANAGEMENT TRUST COMPANY

c EIN-PN	**d** Entity code	**e** Dollar value of interest in MTIA, CCT, PSA, or 103-12 IE at end of year (see instructions)
04-3022712-026	C	824525

a Name of MTIA, CCT, PSA, or 103-12 IE:

b Name of sponsor of entity listed in (a):

c EIN-PN	**d** Entity code	**e** Dollar value of interest in MTIA, CCT, PSA, or 103-12 IE at end of year (see instructions)

a Name of MTIA, CCT, PSA, or 103-12 IE:

b Name of sponsor of entity listed in (a):

c EIN-PN	**d** Entity code	**e** Dollar value of interest in MTIA, CCT, PSA, or 103-12 IE at end of year (see instructions)

a Name of MTIA, CCT, PSA, or 103-12 IE:

b Name of sponsor of entity listed in (a):

c EIN-PN	**d** Entity code	**e** Dollar value of interest in MTIA, CCT, PSA, or 103-12 IE at end of year (see instructions)

a Name of MTIA, CCT, PSA, or 103-12 IE:

b Name of sponsor of entity listed in (a):

c EIN-PN	**d** Entity code	**e** Dollar value of interest in MTIA, CCT, PSA, or 103-12 IE at end of year (see instructions)

a Name of MTIA, CCT, PSA, or 103-12 IE:

b Name of sponsor of entity listed in (a):

c EIN-PN	**d** Entity code	**e** Dollar value of interest in MTIA, CCT, PSA, or 103-12 IE at end of year (see instructions)

a Name of MTIA, CCT, PSA, or 103-12 IE:

b Name of sponsor of entity listed in (a):

c EIN-PN	**d** Entity code	**e** Dollar value of interest in MTIA, CCT, PSA, or 103-12 IE at end of year (see instructions)

a Name of MTIA, CCT, PSA, or 103-12 IE:

b Name of sponsor of entity listed in (a):

c EIN-PN	**d** Entity code	**e** Dollar value of interest in MTIA, CCT, PSA, or 103-12 IE at end of year (see instructions)

a Name of MTIA, CCT, PSA, or 103-12 IE:

b Name of sponsor of entity listed in (a):

c EIN-PN	**d** Entity code	**e** Dollar value of interest in MTIA, CCT, PSA, or 103-12 IE at end of year (see instructions)

a Name of MTIA, CCT, PSA, or 103-12 IE:

b Name of sponsor of entity listed in (a):

c EIN-PN	**d** Entity code	**e** Dollar value of interest in MTIA, CCT, PSA, or 103-12 IE at end of year (see instructions)

a Name of MTIA, CCT, PSA, or 103-12 IE:

b Name of sponsor of entity listed in (a):

c EIN-PN	**d** Entity code	**e** Dollar value of interest in MTIA, CCT, PSA, or 103-12 IE at end of year (see instructions)

a Name of MTIA, CCT, PSA, or 103-12 IE:

b Name of sponsor of entity listed in (a):

c EIN-PN	**d** Entity code	**e** Dollar value of interest in MTIA, CCT, PSA, or 103-12 IE at end of year (see instructions)

a Name of MTIA, CCT, PSA, or 103-12 IE:

b Name of sponsor of entity listed in (a):

c EIN-PN	**d** Entity code	**e** Dollar value of interest in MTIA, CCT, PSA, or 103-12 IE at end of year (see instructions)

a Name of MTIA, CCT, PSA, or 103-12 IE:

b Name of sponsor of entity listed in (a):

c EIN-PN	**d** Entity code	**e** Dollar value of interest in MTIA, CCT, PSA, or 103-12 IE at end of year (see instructions)

a Name of MTIA, CCT, PSA, or 103-12 IE:

b Name of sponsor of entity listed in (a):

c EIN-PN	**d** Entity code	**e** Dollar value of interest in MTIA, CCT, PSA, or 103-12 IE at end of year (see instructions)

a Name of MTIA, CCT, PSA, or 103-12 IE:

b Name of sponsor of entity listed in (a):

c EIN-PN	**d** Entity code	**e** Dollar value of interest in MTIA, CCT, PSA, or 103-12 IE at end of year (see instructions)

a Name of MTIA, CCT, PSA, or 103-12 IE:

b Name of sponsor of entity listed in (a):

c EIN-PN	**d** Entity code	**e** Dollar value of interest in MTIA, CCT, PSA, or 103-12 IE at end of year (see instructions)

Part II **Information on Participating Plans (to be completed by DFEs)**
(Complete as many entries as needed to report all participating plans)

a Plan name	
b Name of plan sponsor	**c** EIN-PN
a Plan name	
b Name of plan sponsor	**c** EIN-PN
a Plan name	
b Name of plan sponsor	**c** EIN-PN
a Plan name	
b Name of plan sponsor	**c** EIN-PN
a Plan name	
b Name of plan sponsor	**c** EIN-PN
a Plan name	
b Name of plan sponsor	**c** EIN-PN
a Plan name	
b Name of plan sponsor	**c** EIN-PN
a Plan name	
b Name of plan sponsor	**c** EIN-PN
a Plan name	
b Name of plan sponsor	**c** EIN-PN
a Plan name	
b Name of plan sponsor	**c** EIN-PN
a Plan name	
b Name of plan sponsor	**c** EIN-PN
a Plan name	
b Name of plan sponsor	**c** EIN-PN
a Plan name	
b Name of plan sponsor	**c** EIN-PN

SCHEDULE H (Form 5500)

Department of the Treasury
Internal Revenue Service

Department of Labor
Employee Benefits Security Administration

Pension Benefit Guaranty Corporation

Financial Information

This schedule is required to be filed under section 104 of the Employee Retirement Income Security Act of 1974 (ERISA), and section 6058(a) of the Internal Revenue Code (the Code).

▶ **File as an attachment to Form 5500.**

OMB No. 1210-0110

2020

This Form is Open to Public Inspection

For calendar plan year 2020 or fiscal plan year beginning 01/01/2020 and ending 12/31/2020

A Name of plan
MBK REAL ESTATE LLC 401(K) PLAN

B Three-digit plan number (PN) ▶ 001

C Plan sponsor's name as shown on line 2a of Form 5500
MBK REAL ESTATE LLC

D Employer Identification Number (EIN)
33-0393742

Part I Asset and Liability Statement

1 Current value of plan assets and liabilities at the beginning and end of the plan year. Combine the value of plan assets held in more than one trust. Report the value of the plan's interest in a commingled fund containing the assets of more than one plan on a line-by-line basis unless the value is reportable on lines 1c(9) through 1c(14). Do not enter the value of that portion of an insurance contract which guarantees, during this plan year, to pay a specific dollar benefit at a future date. **Round off amounts to the nearest dollar.** MTIAs, CCTs, PSAs, and 103-12 IEs do not complete lines 1b(1), 1b(2), 1c(8), 1g, 1h, and 1i. CCTs, PSAs, and 103-12 IEs also do not complete lines 1d and 1e. See instructions.

Assets		(a) Beginning of Year	(b) End of Year
a Total noninterest-bearing cash	1a	0	0
b Receivables (less allowance for doubtful accounts):			
(1) Employer contributions	1b(1)	0	0
(2) Participant contributions	1b(2)	0	0
(3) Other	1b(3)	0	0
c General investments:			
(1) Interest-bearing cash (include money market accounts & certificates of deposit)	1c(1)	1102802	1532519
(2) U.S. Government securities	1c(2)	0	0
(3) Corporate debt instruments (other than employer securities):			
(A) Preferred	1c(3)(A)	0	0
(B) All other	1c(3)(B)	0	0
(4) Corporate stocks (other than employer securities):			
(A) Preferred	1c(4)(A)	0	0
(B) Common	1c(4)(B)	640128	639057
(5) Partnership/joint venture interests	1c(5)	0	0
(6) Real estate (other than employer real property)	1c(6)	0	0
(7) Loans (other than to participants)	1c(7)	0	0
(8) Participant loans	1c(8)	346064	373096
(9) Value of interest in common/collective trusts	1c(9)	781396	824525
(10) Value of interest in pooled separate accounts	1c(10)	0	0
(11) Value of interest in master trust investment accounts	1c(11)	0	0
(12) Value of interest in 103-12 investment entities	1c(12)	0	0
(13) Value of interest in registered investment companies (e.g., mutual funds)	1c(13)	16251368	20126452
(14) Value of funds held in insurance company general account (unallocated contracts)	1c(14)	0	0
(15) Other	1c(15)	0	-3527

			(a) Beginning of Year	**(b)** End of Year
1d	Employer-related investments:			
	(1) Employer securities	1d(1)	0	0
	(2) Employer real property	1d(2)	0	0
e	Buildings and other property used in plan operation	1e	0	0
f	Total assets (add all amounts in lines 1a through 1e)	1f	19121758	23492122
	Liabilities			
g	Benefit claims payable	1g	0	0
h	Operating payables	1h	0	0
i	Acquisition indebtedness	1i	0	0
j	Other liabilities	1j	0	0
k	Total liabilities (add all amounts in lines 1g through1j)	1k	0	0
	Net Assets			
l	Net assets (subtract line 1k from line 1f)	1l	19121758	23492122

Part II Income and Expense Statement

2 Plan income, expenses, and changes in net assets for the year. Include all income and expenses of the plan, including any trust(s) or separately maintained fund(s) and any payments/receipts to/from insurance carriers. Round off amounts to the nearest dollar. MTIAs, CCTs, PSAs, and 103-12 IEs do not complete lines 2a, 2b(1)(E), 2e, 2f, and 2g.

	Income		**(a)** Amount	**(b)** Total
a	**Contributions:**			
	(1) Received or receivable in cash from: **(A)** Employers	2a(1)(A)	1098162	
	(B) Participants	2a(1)(B)	2184402	
	(C) Others (including rollovers)	2a(1)(C)	144386	
	(2) Noncash contributions	2a(2)	0	
	(3) Total contributions. Add lines **2a(1)(A), (B), (C),** and line **2a(2)**	2a(3)		3426950
b	**Earnings on investments:**			
	(1) Interest:			
	(A) Interest-bearing cash (including money market accounts and certificates of deposit)	2b(1)(A)	2779	
	(B) U.S. Government securities	2b(1)(B)	0	
	(C) Corporate debt instruments	2b(1)(C)	0	
	(D) Loans (other than to participants)	2b(1)(D)	0	
	(E) Participant loans	2b(1)(E)	16274	
	(F) Other	2b(1)(F)	0	
	(G) Total interest. Add lines **2b(1)(A)** through **(F)**	2b(1)(G)		19053
	(2) Dividends: **(A)** Preferred stock	2b(2)(A)	0	
	(B) Common stock	2b(2)(B)	7002	
	(C) Registered investment company shares (e.g. mutual funds)	2b(2)(C)	1042938	
	(D) Total dividends. Add lines **2b(2)(A)**, **(B)**, and **(C)**	2b(2)(D)		1049940
	(3) Rents	2b(3)		0
	(4) Net gain (loss) on sale of assets: **(A)** Aggregate proceeds	2b(4)(A)	5212297	
	(B) Aggregate carrying amount (see instructions)	2b(4)(B)	4952551	
	(C) Subtract line **2b(4)(B)** from line **2b(4)(A)** and enter result	2b(4)(C)		259746
	(5) Unrealized appreciation (depreciation) of assets: **(A)** Real estate	2b(5)(A)	0	
	(B) Other	2b(5)(B)	68085	
	(C) Total unrealized appreciation of assets. Add lines **2b(5)(A)** and **(B)**	2b(5)(C)		68085

		(a) Amount	(b) Total
(6) Net investment gain (loss) from common/collective trusts	2b(6)		28152
(7) Net investment gain (loss) from pooled separate accounts	2b(7)		0
(8) Net investment gain (loss) from master trust investment accounts	2b(8)		0
(9) Net investment gain (loss) from 103-12 investment entities	2b(9)		0
(10) Net investment gain (loss) from registered investment companies (e.g., mutual funds)	2b(10)		1992096
c Other income	2c		0
d Total income. Add all **income** amounts in column (b) and enter total	2d		6844022
Expenses			
e Benefit payment and payments to provide benefits:			
(1) Directly to participants or beneficiaries, including direct rollovers	2e(1)	2468510	
(2) To insurance carriers for the provision of benefits	2e(2)	0	
(3) Other	2e(3)	0	
(4) Total benefit payments. Add lines **2e(1)** through **(3)**	2e(4)		2468510
f Corrective distributions (see instructions)	2f		0
g Certain deemed distributions of participant loans (see instructions)	2g		0
h Interest expense	2h		0
i Administrative expenses: **(1)** Professional fees	2i(1)	0	
(2) Contract administrator fees	2i(2)	0	
(3) Investment advisory and management fees	2i(3)	0	
(4) Other	2i(4)	5148	
(5) Total administrative expenses. Add lines **2i(1)** through **(4)**	2i(5)		5148
j Total expenses. Add all **expense** amounts in column (b) and enter total	2j		2473658
Net Income and Reconciliation			
k Net income (loss). Subtract line **2j** from line **2d**	2k		4370364
l Transfers of assets:			
(1) To this plan	2l(1)		0
(2) From this plan	2l(2)		0

Part III Accountant's Opinion

3 Complete lines 3a through 3c if the opinion of an independent qualified public accountant is attached to this Form 5500. Complete line 3d if an opinion is not attached.

a The attached opinion of an independent qualified public accountant for this plan is (see instructions):

(1) [ ] Unmodified **(2)** [ ] Qualified **(3)** [X] Disclaimer **(4)** [ ] Adverse

b Check the appropriate box(es) to indicate whether the IQPA performed an ERISA section 103(a)(3)(C) audit. Check both boxes (1) and (2) if the audit was performed pursuant to both 29 CFR 2520.103-8 and 29 CFR 2520.103-12(d). Check box (3) if pursuant to neither.

(1) [X] DOL Regulation 2520.103-8 **(2)** [ ] DOL Regulation 2520.103-12(d) **(3)** [ ] neither DOL Regulation 2520.103-8 nor DOL Regulation 2520.103-12(d).

c Enter the name and EIN of the accountant (or accounting firm) below:

(1) Name: WRIGHT FORD YOUNG & CO **(2)** EIN: 95-3288054

d The opinion of an independent qualified public accountant is **not attached** because:

(1) [ ] This form is filed for a CCT, PSA, or MTIA. **(2)** [ ] It will be attached to the next Form 5500 pursuant to 29 CFR 2520.104-50.

Part IV Compliance Questions

4 CCTs and PSAs do not complete Part IV. MTIAs, 103-12 IEs, and GIAs do not complete lines 4a, 4e, 4f, 4g, 4h, 4k, 4m, 4n, or 5. 103-12 IEs also do not complete lines 4j and 4l. MTIAs also do not complete line 4l.

During the plan year:

		Yes	No	Amount
a Was there a failure to transmit to the plan any participant contributions within the time period described in 29 CFR 2510.3-102? Continue to answer "Yes" for any prior year failures until fully corrected. (See instructions and DOL's Voluntary Fiduciary Correction Program.)	4a	X		125421

			Yes	No	Amount
b	Were any loans by the plan or fixed income obligations due the plan in default as of the close of the plan year or classified during the year as uncollectible? Disregard participant loans secured by participant's account balance. (Attach Schedule G (Form 5500) Part I if "Yes" is checked.)	**4b**		X	
c	Were any leases to which the plan was a party in default or classified during the year as uncollectible? (Attach Schedule G (Form 5500) Part II if "Yes" is checked.)	**4c**		X	
d	Were there any nonexempt transactions with any party-in-interest? (Do not include transactions reported on line 4a. Attach Schedule G (Form 5500) Part III if "Yes" is checked.)	**4d**		X	
e	Was this plan covered by a fidelity bond?	**4e**	X		500000
f	Did the plan have a loss, whether or not reimbursed by the plan's fidelity bond, that was caused by fraud or dishonesty?	**4f**		X	
g	Did the plan hold any assets whose current value was neither readily determinable on an established market nor set by an independent third party appraiser?	**4g**		X	
h	Did the plan receive any noncash contributions whose value was neither readily determinable on an established market nor set by an independent third party appraiser?	**4h**		X	
i	Did the plan have assets held for investment? (Attach schedule(s) of assets if "Yes" is checked, and see instructions for format requirements.)	**4i**	X		
j	Were any plan transactions or series of transactions in excess of 5% of the current value of plan assets? (Attach schedule of transactions if "Yes" is checked and see instructions for format requirements.)	**4j**		X	
k	Were all the plan assets either distributed to participants or beneficiaries, transferred to another plan, or brought under the control of the PBGC?	**4k**		X	
l	Has the plan failed to provide any benefit when due under the plan?	**4l**		X	
m	If this is an individual account plan, was there a blackout period? (See instructions and 29 CFR 2520.101-3.)	**4m**		X	
n	If 4m was answered "Yes," check the "Yes" box if you either provided the required notice or one of the exceptions to providing the notice applied under 29 CFR 2520.101-3	**4n**		X	

5a Has a resolution to terminate the plan been adopted during the plan year or any prior plan year? ☐ Yes ☒ No

If "Yes," enter the amount of any plan assets that reverted to the employer this year _____.

5b If, during this plan year, any assets or liabilities were transferred from this plan to another plan(s), identify the plan(s) to which assets or liabilities were transferred. (See instructions.)

5b(1) Name of plan(s)	**5b(2)** EIN(s)	**5b(3)** PN(s)

5c Was the plan a defined benefit plan covered under the PBGC insurance program at any time during this plan year? (See ERISA section 4021 and instructions.) ☐ Yes ☐ No ☐ Not determined

If "Yes" is checked, enter the My PAA confirmation number from the PBGC premium filing for this plan year _____.

SCHEDULE R (Form 5500)

Department of the Treasury
Internal Revenue Service

Department of Labor
Employee Benefits Security Administration

Pension Benefit Guaranty Corporation

Retirement Plan Information

This schedule is required to be filed under sections 104 and 4065 of the Employee Retirement Income Security Act of 1974 (ERISA) and section 6058(a) of the Internal Revenue Code (the Code).

▶ **File as an attachment to Form 5500.**

OMB No. 1210-0110

2020

This Form is Open to Public Inspection.

For calendar plan year 2020 or fiscal plan year beginning 01/01/2020 and ending 12/31/2020

A Name of plan
MBK REAL ESTATE LLC 401(K) PLAN

B Three-digit plan number (PN) ▶ 001

C Plan sponsor's name as shown on line 2a of Form 5500
MBK REAL ESTATE LLC

D Employer Identification Number (EIN)
33-0393742

Part I Distributions

All references to distributions relate only to payments of benefits during the plan year.

1 Total value of distributions paid in property other than in cash or the forms of property specified in the instructions ..... | **1** |

2 Enter the EIN(s) of payor(s) who paid benefits on behalf of the plan to participants or beneficiaries during the year (if more than two, enter EINs of the two payors who paid the greatest dollar amounts of benefits):

EIN(s): 04-6568107

Profit-sharing plans, ESOPs, and stock bonus plans, skip line 3.

3 Number of participants (living or deceased) whose benefits were distributed in a single sum, during the plan year ..... | **3** |

Part II Funding Information (If the plan is not subject to the minimum funding requirements of section 412 of the Internal Revenue Code or ERISA section 302, skip this Part.)

4 Is the plan administrator making an election under Code section 412(d)(2) or ERISA section 302(d)(2)? ..... ☐ **Yes** ☐ **No** ☐ **N/A**

If the plan is a defined benefit plan, go to line 8.

5 If a waiver of the minimum funding standard for a prior year is being amortized in this plan year, see instructions and enter the date of the ruling letter granting the waiver. **Date:** Month _____ Day _____ Year _____

If you completed line 5, complete lines 3, 9, and 10 of Schedule MB and do not complete the remainder of this schedule.

6 a Enter the minimum required contribution for this plan year (include any prior year accumulated funding deficiency not waived) ..... | **6a** |

b Enter the amount contributed by the employer to the plan for this plan year ..... | **6b** |

c Subtract the amount in line 6b from the amount in line 6a. Enter the result (enter a minus sign to the left of a negative amount) ..... | **6c** |

If you completed line 6c, skip lines 8 and 9.

7 Will the minimum funding amount reported on line 6c be met by the funding deadline? ..... ☐ **Yes** ☐ **No** ☐ **N/A**

8 If a change in actuarial cost method was made for this plan year pursuant to a revenue procedure or other authority providing automatic approval for the change or a class ruling letter, does the plan sponsor or plan administrator agree with the change? ..... ☐ **Yes** ☐ **No** ☐ **N/A**

Part III Amendments

9 If this is a defined benefit pension plan, were any amendments adopted during this plan year that increased or decreased the value of benefits? If yes, check the appropriate box. If no, check the "No" box. ..... ☐ **Increase** ☐ **Decrease** ☐ **Both** ☐ **No**

Part IV ESOPs (see instructions). If this is not a plan described under section 409(a) or 4975(e)(7) of the Internal Revenue Code, skip this Part.

10 Were unallocated employer securities or proceeds from the sale of unallocated securities used to repay any exempt loan? ..... ☐ **Yes** ☐ **No**

11 a Does the ESOP hold any preferred stock? ..... ☐ **Yes** ☐ **No**

b If the ESOP has an outstanding exempt loan with the employer as lender, is such loan part of a "back-to-back" loan? (See instructions for definition of "back-to-back" loan.) ..... ☐ **Yes** ☐ **No**

12 Does the ESOP hold any stock that is not readily tradable on an established securities market? ..... ☐ **Yes** ☐ **No**

Part V Additional Information for Multiemployer Defined Benefit Pension Plans

13 Enter the following information for each employer that contributed more than 5% of total contributions to the plan during the plan year (measured in dollars). See instructions. *Complete as many entries as needed to report all applicable employers.*

a Name of contributing employer

b EIN **c** Dollar amount contributed by employer

d Date collective bargaining agreement expires *(If employer contributes under more than one collective bargaining agreement, check box* ☐ *and see instructions regarding required attachment. Otherwise, enter the applicable date.)* Month _____ Day _____ Year _____

e Contribution rate information *(If more than one rate applies, check this box* ☐ *and see instructions regarding required attachment. Otherwise, complete lines 13e(1) and 13e(2).)*
(1) Contribution rate (in dollars and cents) _____
(2) Base unit measure: ☐ Hourly ☐ Weekly ☐ Unit of production ☐ Other (specify):

---

a Name of contributing employer

b EIN **c** Dollar amount contributed by employer

d Date collective bargaining agreement expires *(If employer contributes under more than one collective bargaining agreement, check box* ☐ *and see instructions regarding required attachment. Otherwise, enter the applicable date.)* Month _____ Day _____ Year _____

e Contribution rate information *(If more than one rate applies, check this box* ☐ *and see instructions regarding required attachment. Otherwise, complete lines 13e(1) and 13e(2).)*
(1) Contribution rate (in dollars and cents) _____
(2) Base unit measure: ☐ Hourly ☐ Weekly ☐ Unit of production ☐ Other (specify): _____

---

a Name of contributing employer

b EIN **c** Dollar amount contributed by employer

d Date collective bargaining agreement expires *(If employer contributes under more than one collective bargaining agreement, check box* ☐ *and see instructions regarding required attachment. Otherwise, enter the applicable date.)* Month _____ Day _____ Year _____

e Contribution rate information *(If more than one rate applies, check this box* ☐ *and see instructions regarding required attachment. Otherwise, complete lines 13e(1) and 13e(2).)*
(1) Contribution rate (in dollars and cents) _____
(2) Base unit measure: ☐ Hourly ☐ Weekly ☐ Unit of production ☐ Other (specify): _____

---

a Name of contributing employer

b EIN **c** Dollar amount contributed by employer

d Date collective bargaining agreement expires *(If employer contributes under more than one collective bargaining agreement, check box* ☐ *and see instructions regarding required attachment. Otherwise, enter the applicable date.)* Month _____ Day _____ Year _____

e Contribution rate information *(If more than one rate applies, check this box* ☐ *and see instructions regarding required attachment. Otherwise, complete lines 13e(1) and 13e(2).)*
(1) Contribution rate (in dollars and cents) _____
(2) Base unit measure: ☐ Hourly ☐ Weekly ☐ Unit of production ☐ Other (specify): _____

---

a Name of contributing employer

b EIN **c** Dollar amount contributed by employer

d Date collective bargaining agreement expires *(If employer contributes under more than one collective bargaining agreement, check box* ☐ *and see instructions regarding required attachment. Otherwise, enter the applicable date.)* Month _____ Day _____ Year _____

e Contribution rate information *(If more than one rate applies, check this box* ☐ *and see instructions regarding required attachment. Otherwise, complete lines 13e(1) and 13e(2).)*
(1) Contribution rate (in dollars and cents) _____
(2) Base unit measure: ☐ Hourly ☐ Weekly ☐ Unit of production ☐ Other (specify): _____

---

a Name of contributing employer

b EIN **c** Dollar amount contributed by employer

d Date collective bargaining agreement expires *(If employer contributes under more than one collective bargaining agreement, check box* ☐ *and see instructions regarding required attachment. Otherwise, enter the applicable date.)* Month _____ Day _____ Year _____

e Contribution rate information *(If more than one rate applies, check this box* ☐ *and see instructions regarding required attachment. Otherwise, complete lines 13e(1) and 13e(2).)*
(1) Contribution rate (in dollars and cents) _____
(2) Base unit measure: ☐ Hourly ☐ Weekly ☐ Unit of production ☐ Other (specify): _____

14 Enter the number of deferred vested and retired participants (inactive participants), as of the beginning of the plan year, whose contributing employer is no longer making contributions to the plan for:

a The current plan year. Check the box to indicate the counting method used to determine the number of inactive participants: ☐ last contributing employer ☐ alternative ☐ reasonable approximation (see instructions for required attachment)	**14a**	
b The plan year immediately preceding the current plan year. ☐ Check the box if the number reported is a change from what was previously reported (see instructions for required attachment)	**14b**	
c The second preceding plan year. ☐ Check the box if the number reported is a change from what was previously reported (see instructions for required attachment)	**14c**	

15 Enter the ratio of the number of participants under the plan on whose behalf no employer had an obligation to make an employer contribution during the current plan year to:

a The corresponding number for the plan year immediately preceding the current plan year	**15a**	
b The corresponding number for the second preceding plan year	**15b**	

16 Information with respect to any employers who withdrew from the plan during the preceding plan year:

a Enter the number of employers who withdrew during the preceding plan year	**16a**	
b If line 16a is greater than 0, enter the aggregate amount of withdrawal liability assessed or estimated to be assessed against such withdrawn employers	**16b**	

17 If assets and liabilities from another plan have been transferred to or merged with this plan during the plan year, check box and see instructions regarding supplemental information to be included as an attachment. ☐

Part VI Additional Information for Single-Employer and Multiemployer Defined Benefit Pension Plans

18 If any liabilities to participants or their beneficiaries under the plan as of the end of the plan year consist (in whole or in part) of liabilities to such participants and beneficiaries under two or more pension plans as of immediately before such plan year, check box and see instructions regarding supplemental information to be included as an attachment. ☐

19 If the total number of participants is 1,000 or more, complete lines (a) through (c)

a Enter the percentage of plan assets held as:
Stock: _____% Investment-Grade Debt: _____% High-Yield Debt: _____% Real Estate: _____% Other: _____%

b Provide the average duration of the combined investment-grade and high-yield debt:
☐ 0-3 years ☐ 3-6 years ☐ 6-9 years ☐ 9-12 years ☐ 12-15 years ☐ 15-18 years ☐ 18-21 years ☐ 21 years or more

c What duration measure was used to calculate line 19(b)?
☐ Effective duration ☐ Macaulay duration ☐ Modified duration ☐ Other (specify):

20 **PBGC missed contribution reporting requirements.** If this is a multiemployer plan or a single-employer plan that is not covered by PBGC, skip line 20.

a Is the amount of unpaid minimum required contributions for all years from Schedule SB (Form 5500) line 40 greater than zero? ☐ Yes ☐ No

b If line 20a is "Yes," has PBGC been notified as required by ERISA sections 4043(c)(5) and/or 303(k)(4)? Check the applicable box:

☐ Yes.

☐ No. Reporting was waived under 29 CFR 4043.25(c)(2) because contributions equal to or exceeding the unpaid minimum required contribution were made by the 30th day after the due date.

☐ No. The 30-day period referenced in 29 CFR 4043.25(c)(2) has not yet ended, and the sponsor intends to make a contribution equal to or exceeding the unpaid minimum required contribution by the 30th day after the due date.

☐ No. Other. Provide explanation_____

MBK REAL ESTATE, LLC 401(k) PLAN

FINANCIAL STATEMENTS

DECEMBER 31, 2020 AND 2019

MBK REAL ESTATE, LLC 401(k) PLAN

INDEX TO FINANCIAL STATEMENTS AND SUPPLEMENTAL SCHEDULES

DECEMBER 31, 2020 AND 2019

	Page
Independent Auditor's Report	1 - 2
Financial Statements:	
Statements of Net Assets Available for Benefits as of December 31, 2020 and 2019	3
Statement of Changes in Net Assets Available for Benefits for the year ended December 31, 2020	4
Notes to the Financial Statements	5 - 13
Supplemental Schedules:	
Schedule H, Line 4i – Schedule of Assets (Held at End of Year)	14
Schedule H, Line 4a – Schedule of Delinquent Participant Contributions	15

Wright Ford Young & Co.
Certified Public Accountants and Consultants, Inc.

INDEPENDENT AUDITOR'S REPORT

To the Participants and Administrator of the
MBK Real Estate, LLC 401(k) Plan:

Report on the Financial Statements

We were engaged to audit the accompanying financial statements of the MBK Real Estate, LLC 401(k) Plan (the Plan), which comprise the statements of net assets available for benefits as of December 31, 2020 and 2019, the related statement of changes in net assets available for benefits for the year ended December 31, 2020 and the related notes to the financial statements.

Management's Responsibility for the Financial Statements

Management is responsible for the preparation and fair presentation of these financial statements in accordance with accounting principles generally accepted in the United States of America; this includes the design, implementation, and maintenance of internal control relevant to the preparation and fair presentation of financial statements that are free from material misstatement, whether due to fraud or error.

Auditor's Responsibility

Our responsibility is to express an opinion on these financial statements based on conducting the audits in accordance with auditing standards generally accepted in the United States of America. Because of the matter described in the Basis for Disclaimer of Opinion paragraph, however, we were not able to obtain sufficient appropriate audit evidence to provide a basis for an audit opinion.

Basis for Disclaimer of Opinion

As permitted by 29 CFR 2520.103-8 of the Department of Labor's (DOL) Rules and Regulations for Reporting and Disclosure under the Employee Retirement Income Security Act of 1974 (ERISA), the plan administrator instructed us not to perform, and we did not perform, any auditing procedures with respect to the information summarized in Note 4, which was certified by Fidelity Management Trust Company, the trustee of the Plan, except for comparing such information with the related information included in the financial statements. We have been informed by the plan administrator that the trustee holds the Plan's investment assets and executes investment transactions. The plan administrator has obtained a certification from the trustee as of December 31, 2020 and 2019, and for the year ended December 31, 2020, that the information provided to the plan administrator by the trustee is complete and accurate.

16140 Sand Canyon Avenue • Irvine, California 92618 • (949) 910-CPAS (2727) • Fax (949) 910-2728

Disclaimer of Opinion

Because of the significance of the matter described in the Basis for Disclaimer of Opinion paragraph, we have not been able to obtain sufficient appropriate audit evidence to provide a basis for an audit opinion. Accordingly, we do not express an opinion on these financial statements.

Other Matter - Supplemental Schedules

The supplemental schedules, Schedule H, Line 4i - Schedule of Assets (Held at End of Year) and Schedule H, Line 4a - Schedule of Delinquent Participant Contributions, as of and for the year ended December 31, 2020, are required by DOL's Rules and Regulations for Reporting and Disclosure under ERISA and are presented for the purpose of additional analysis and are not a required part of the financial statements. Because of the significance of the matter described in the Basis for Disclaimer of Opinion paragraph, we do not express an opinion on these supplemental schedules referred to above.

Report on Form and Content in Compliance With DOL Rules and Regulations

The form and content of the information included in the financial statements and supplemental schedules, other than that derived from the information certified by the trustee, have been audited by us in accordance with auditing standards generally accepted in the United States of America and, in our opinion, are presented in compliance with the DOL's Rules and Regulations for Reporting and Disclosure under ERISA.



WRIGHT FORD YOUNG & CO.
Irvine, California
October 14, 2021

MBK REAL ESTATE, LLC 401(k) PLAN

STATEMENTS OF NET ASSETS AVAILABLE FOR BENEFITS

DECEMBER 31, 2020 AND 2019

	2020	2019
ASSETS:		
Investments, at fair value:		
Registered investment companies	$ 19,876,429	$ 16,215,639
Common/collective trust	824,525	781,396
Self-directed brokerage accounts	1,550,262	1,035,850
Interest-bearing cash	867,810	742,809
Total investments	23,119,026	18,775,694
Receivables:		
Participant contributions	75,559	8,621
Employer contributions	37,061	1,841
Notes receivable from participants	373,096	346,064
Total receivables	485,716	356,526
Total assets	23,604,742	19,132,220
LIABILITIES	-	-
NET ASSETS AVAILABLE FOR BENEFITS	$ 23,604,742	$ 19,132,220

See accompanying independent auditor's report and notes to the financial statements.

MBK REAL ESTATE, LLC 401(k) PLAN

STATEMENT OF CHANGES IN NET ASSETS AVAILABLE FOR BENEFITS

FOR THE YEAR ENDED DECEMBER 31, 2020

Additions to net assets attributed to:	
Investment income:	
Net appreciation in fair value of investments	$ 2,348,079
Interest and dividend income	1,052,719
Total investment income	3,400,798
Interest income on notes receivable from participants	16,274
Contributions:	
Participant	2,251,340
Employer	1,133,382
Rollover	144,386
Total contributions	3,529,108
Total additions	6,946,180
Deductions from net assets attributed to:	
Benefits paid to participants	2,468,510
Administrative fees	5,148
Total deductions	2,473,658
NET INCREASE	4,472,522
NET ASSETS AVAILABLE FOR BENEFITS, beginning of year	19,132,220
NET ASSETS AVAILABLE FOR BENEFITS, end of year	$ 23,604,742

See accompanying independent auditor's report and notes to the financial statements.

MBK REAL ESTATE, LLC 401(k) PLAN

NOTES TO THE FINANCIAL STATEMENTS

DECEMBER 31, 2020 AND 2019

1. DESCRIPTION OF PLAN

The following description of the MBK Real Estate, LLC 401(k) Plan (the Plan) provides only general information. Participants should refer to the plan agreement for a more complete description of the Plan's provisions.

General

The Plan is a defined contribution plan covering all non-union employees of MBK Real Estate, LLC, and its subsidiaries and affiliated companies (collectively referred to as the Company). The Plan is subject to the provisions of the Employee Retirement Income Security Act of 1974 (ERISA), as amended. Employees who have attained at least 18 years of age are eligible to participate in the Plan on the 1st of the month following the completion of 2 months of service.

Administration

The Plan is administered by the Company.

Participant Accounts

Each participant's account is credited with the participant's contributions, employer matching contributions and allocations of the Company's profit sharing contributions, if any, and Plan earnings. Participant accounts may be charged with an allocation of administrative expenses that are paid by the Plan. Allocations are based on the participant's eligible compensation, participant contributions, investment elections, specific participant transactions and/or account balances, as defined. The benefit to which a participant is entitled is the benefit that can be provided from the participant's vested account.

Contributions

Participants may elect to contribute up to 100% of eligible pre-tax or post-tax compensation, not to exceed the limits of the Internal Revenue Code (IRC). Participants direct the investment of their contributions into various investment options offered by the Plan. Participants may also contribute amounts representing distributions from other qualified defined benefit or defined contribution plans.

During the year ended December 31, 2020, the Company made safe harbor matching contributions of 100% of the participant's deferral, up to the first 4% of compensation deferred. Total matching contributions for the year ended December 31, 2020 were $1,133,382. The Company may also make discretionary profit sharing contributions as determined each year by resolution of the Company's Board of Directors. For the year ended December 31, 2020, the Company made no discretionary profit sharing contributions.

1. DESCRIPTION OF PLAN – (Continued)

Payment of Benefits

On termination of service due to death, disability, retirement or other reasons, a participant may elect to receive a lump-sum amount equal to the value of the participant's vested interest in his or her account. Participants may also elect to rollover their account to another tax deferred account or remain in the Plan until they are legally required to begin taking distributions. All vested account balances not exceeding $1,000 may be immediately distributed in a lump-sum payment. All vested account balances exceeding $1,000, but not exceeding $5,000, may be rolled into an Individual Retirement Account. With the plan administrator's approval, participants may withdraw all or part of their aggregate contributions in the event of financial hardship.

Vesting

Participants are immediately vested in their contributions and Company safe harbor matching contributions plus actual earnings thereon. Effective January 1, 2008, the Company amended the Plan's vesting provision. All participants who were employed by the Company on or after January 1, 2008 were 100% vested in all Company contributions. For participants who terminated employment prior to January 1, 2008, they become 20% vested following a full year of service, as defined, and continues to vest at the rate of 20% for each successive year of service until 100% vested after five (5) years of service, attaining normal retirement age, death or disability.

Notes Receivables from participants

Participants may borrow from their accounts a minimum of $1,000 up to a maximum equal to the lesser of $50,000 or 50% of their vested account balance. Loan terms range from 1 to 5 years or up to 30 years for the purchase of a primary residence. The loans are secured by the balance in the participant's account and generally bear interest at a rate commensurate with the rates that a bank or other professional lender would charge for making a loan in a similar circumstance. Principal and interest is paid ratably through payroll deductions.

Forfeitures and Unallocated Balances

The unvested portion of a terminated participant's account will be forfeited and used to reduce future Company contributions or to pay Plan expenses. During the year ended December 31, 2020, the Company utilized $261 of forfeitures to pay plan expenses. As of December 31, 2020 and 2019, the amount of available forfeitures totaled $3,513 and $3,367, respectively. As of December 31, 2020 and 2019, $20,178 in Plan assets was unallocated and will be used to restore a participant's account for an uncashed distribution check.

1. DESCRIPTION OF PLAN – (Continued)

CARES ACT

On March 27, 2020, the Coronavirus Aid, Relief, and Economic Security (CARES) Act was passed by Congress. Among other things, the CARES Act provided immediate and temporary relief for retirement plan participants with respect to distributions and participant loans. As permitted by the CARES Act, the Plan opted to implement the following provisions for qualified individuals, as defined by the CARES Act:

- Through December 31, 2020, qualified individuals were permitted to take a distribution in an amount up to $100,000 from the Plan without an early distribution penalty. Participants who take a qualified distribution have the option to have the distribution taxed over a three-year period, with the ability to recontribute up to the full amount of the distribution within three years and not be subject to federal income tax as a result.
- Through December 31, 2020, qualified individuals could suspend all plan loan repayments. Repayments resumed in January 2021, and the loan term was extended by the amount of time the payments were suspended.
- Through December 31, 2020, the Plan would waive minimum distribution requirements for any distributions required to be made.

2. SUMMARY OF SIGNIFICANT ACCOUNTING POLICIES

Basis of Accounting

The financial statements of the Plan are prepared under the accrual method of accounting.

Use of Estimates

The preparation of financial statements in conformity with accounting principles generally accepted in the United States of America requires management to make estimates and assumptions that affect the reported amounts of net assets available for benefits and disclosure of contingent assets and liabilities at the date of the financial statements and the reported amounts of changes in net assets available for benefits during the reporting period. Actual results could differ from those estimates.

Payment of Benefits

Benefits are recorded when paid.

2. SUMMARY OF SIGNIFICANT ACCOUNTING POLICIES – (Continued)

Investment Valuation and Income Recognition

Investments are reported at fair value. Fair value is the price that would be received to sell an asset or paid to transfer a liability in an orderly transaction between market participants at the measurement date. See Note 3 for discussion of fair value measurements.

Purchases and sales of securities are recorded on a trade-date basis. Net appreciation includes the Plan's gains and losses on investments bought and sold as well as held during the period. Interest income is recorded on the accrual basis. Dividends are recorded on the ex-dividend date.

Notes Receivable from Participants

Notes receivable from participants are measured at their unpaid principal balance plus accrued but unpaid interest. Related fees are recorded as administrative expenses and are expensed when they are incurred. No allowance for credit losses has been recorded as of December 31, 2020 or 2019.

Expenses

Plan fees and administrative expenses (exclusive of loan processing fees and investment related expenses) are generally paid by the Company, unless paid by the Plan. Company paid expenses are not included in the financial statements. Investment related expenses are included within the net appreciation in fair value of investments.

Subsequent Events

The Company has evaluated subsequent events through the date of the independent auditor's report, which is the date the accompanying financial statements were available to be issued.

3. RISKS AND UNCERTAINTIES

The Plan invests in various investment securities. Investment securities are exposed to various risks such as interest rate, market, and credit risks. Due to the level of risk associated with certain investment securities, it is at least reasonably possible that changes in the values of investment securities will occur in the near term and that such changes could materially affect participants' account balances and the amounts reported in the statements of net assets available for benefits.

4. INFORMATION CERTIFIED BY THE PLAN'S TRUSTEE

The plan administrator has elected the method of compliance permitted by 29 CFR 2520.103-8 of the Department of Labor's Rules and Regulations for Reporting and Disclosure under ERISA. Accordingly, Fidelity Management Trust Company (Fidelity), the trustee of the Plan, has certified to the completeness and accuracy of:

- Investments and notes receivable from participants reflected on the accompanying statements of net assets available for benefits as of December 31, 2020 and 2019.
- Net appreciation in fair value of investments, dividends, interest, and interest income from notes receivable from participants reflected on the accompanying statement of changes in net assets available for benefits for the year ended December 31, 2020.
- Investments and notes receivable from participants reflected on the schedule of assets (held at end of year).

5. FAIR VALUE MEASUREMENTS

The Financial Accounting Standards Board (FASB) provides the framework for measuring fair value. That framework provides a fair value hierarchy that prioritizes the inputs to valuation techniques used to measure fair value. The hierarchy gives the highest priority to unadjusted quoted prices in active markets for identical assets or liabilities (level 1 measurements) and lowest priority to unobservable inputs (level 3 measurements). The three levels of the fair value hierarchy under this framework are described as follows:

Level 1 — Inputs to the valuation methodology are unadjusted quoted prices for identical assets or liabilities in active markets that the Plan has the ability to access.

Level 2 — Inputs to the valuation methodology include:

- quoted prices for similar assets or liabilities in active markets;
- quoted prices for identical or similar assets or liabilities in inactive markets;
- inputs other than quoted prices that are observable for the asset or liability;
- inputs that are derived principally from or corroborated by observable market data by correlation or other means.

If the asset or liability has a specified (contractual) term, the level 2 input must be observable for substantially the full term of the asset or liability.

Level 3 — Inputs to the valuation methodology are unobservable and significant to the fair value measurement.

5. FAIR VALUE MEASUREMENTS – (Continued)

The asset or liability's fair value measurement level within the fair value hierarchy is based on the lowest level of any input that is significant to the fair value measurement. Valuation techniques used need to maximize the use of observable inputs and minimize the use of unobservable inputs.

Following is a description of the valuation methodologies used for assets measured at fair value. There have been no changes in the methodologies used at December 31, 2020 and 2019.

Registered investment companies: These investments are public investment vehicles valued using the net asset value (NAV) provided by the administrator of the fund. The NAV is used as a practical expedient to estimate fair value. The NAV is based on the value of the underlying assets owned by the fund, minus its liabilities, and then divided by the number of shares outstanding. The NAV is a quoted price in an active market and classified within level 1 of the valuation hierarchy.

Self-directed brokerage accounts: The fair value of the underlying investments, which consist of common stock, registered investment companies, and options, is based on quoted market prices in active markets and is classified within level 1 of the valuation hierarchy. Interest-bearing cash consists of money market investments. The carrying value is believed to be representative of its fair value based on its short term nature and is classified within level 1 of the valuation hierarchy.

Interest-*bearing cash*: Interest-bearing cash consists of money market investments. The carrying value is believed to be representative of its fair value based on its short term nature and is classified within level 1 of the valuation hierarchy.

Common/collective trust (Stable value collective trust fund): The stable value fund is composed primarily of fully benefit-responsive investment contracts contained in a collective trust and is valued using the NAV of the units of the collective trust. The NAV is used as a practical expedient to estimate fair value. Participant transactions (purchases and sales) may occur daily. Certain events would limit the ability of the Plan and the trust to transact at fair value. The plan administrator does not believe that any such events are probable of occurring.

The preceding methods described may produce a fair value calculation that may not be indicative of net realizable value or reflective of future fair values. Furthermore, although the Plan believes its valuation methods are appropriate and consistent with other market participants, the use of different methodologies or assumptions to determine the fair value of certain financial instruments could result in a different fair value measurement at the reporting date.

5. FAIR VALUE MEASUREMENTS – (Continued)

The following table sets forth by level, within the fair value hierarchy, the Plan's assets at fair value as of December 31, 2020 and 2019:

Description	Total	Level 1	Level 2	Level 3
December 31, 2020				
Registered investment companies	$19,876,429	$19,876,429	$ -	$ -
Self-directed brokerage accounts	1,550,262	1,550,262	-	-
Interest-bearing cash	867,810	867,810	-	-
Total assets in the fair value hierarchy	22,294,501	22,294,501	$ -	$ -
Investments measured at net asset value [a]	824,525			
Total investments at fair value	$23,119,026			

Description	Total	Level 1	Level 2	Level 3
December 31, 2019				
Registered investment companies	$16,215,639	$16,215,639	$ -	$ -
Self-directed brokerage accounts	1,035,850	1,035,850	-	-
Interest-bearing cash	742,809	742,809	-	-
Total assets in the fair value hierarchy	17,994,298	17,994,298	$ -	$ -
Investments measured at net asset value [a]	781,396			
Total investments at fair value	$18,775,694			

[a] In accordance with Subtopic 820-10, certain investments that were measured at NAV per share (or its equivalent) as a practical expedient have not been classified in the fair value hierarchy. The fair value amounts presented in this table are intended to permit the reconciliation of the fair value hierarchy to the line items presented in the statement of net assets available for benefits.

In regards to the classification of investment options offered by the Plan, there were no reclassifications between levels 1, 2 or 3 during the year ended December 31, 2020. The nature, risks and investment objectives of the investments above, including those for which fair value is estimated using the NAV as a practical expedient, can be found in the Plan's enrollment literature. These investments can be redeemed immediately and without a redemption notification period. As of December 31, 2020, there were no unfunded commitments associated with any of these investments.

6. TERMINATION

Although it has not expressed any intent to do so, the Company has the right to terminate or amend the Plan at any time, subject to the provisions of ERISA. In the event of Plan termination, participants become 100% vested in their accounts.

7. PARTY-IN-INTEREST TRANSACTIONS

The Plan allows for transactions with certain parties who may perform services or have fiduciary responsibilities to the Plan. Certain Plan investments are managed by Fidelity, the trustee and record-keeper of the Plan. The Plan paid $5,148 in contract administrative fees. The Plan issues loans to participants, which are secured by the balances in the participants' accounts. The Company paid certain administrative expenses of the Plan, including recordkeeping and audit fees. These transactions qualify as party-in-interest transactions for which a statutory exemption exists.

8. TAX STATUS

The Company adopted a Volume Submitter Profit Sharing Plan which received a favorable opinion letter from the IRS, on March 31, 2014, which stated that the Plan, as then designed, was in accordance with applicable sections of the IRC. The Plan has since been amended. The plan administrator believes the Plan is currently designed and being operated in compliance with the applicable requirements of the IRC. Therefore, no provision for income taxes has been included in the Plan's financial statements.

Accounting principles generally accepted in the United States of America require plan management to evaluate tax positions taken by the Plan and recognize a tax liability if the Plan has taken an uncertain tax position that more likely than not would not be sustained upon examination by the IRS. The plan administrator has analyzed the tax positions taken by the Plan, and has concluded that as of December 31, 2020, there are no uncertain positions taken or expected to be taken that would require recognition of a liability or disclosure in the financial statements. The Plan is subject to routine audits by taxing jurisdictions; however, there are currently no audits for any tax periods in progress.

9. PROHIBITED TRANSACTIONS

During the Plan year ended December 31, 2019, the plan sponsor inadvertently failed to deposit $125,421 of participant deferrals and payments on notes receivable from participants within the required timeframe as stated by Employee Retirement Income Security Act of 1974 (ERISA). These deferrals were deposited beyond the earliest expected date on which assets could be segregated from the employer's assets. The U.S. Department of Labor considers late deposits to be prohibited transactions.

10. RECONCILIATION OF FINANCIAL STATEMENTS TO FORM 5500

Certain classification of investments may be reported differently on the Form 5500 than in the financial statements. Self-directed brokerage accounts may be reported as a single line item in the financial statements. Net assets available for benefits remains unchanged.

The following is a reconciliation of net assets available for benefits per the financial statements to the Form 5500 at December 31, 2020 and 2019:

	2020	2019
Net assets available for benefits per the financial statements	$23,604,742	$19,132,220
Less: contributions receivable per the financial statements	(112,620)	(10,462)
Net assets available for benefits per Form 5500	$23,492,122	$19,121,758

The following is a reconciliation of total contributions per the financial statements to the Form 5500 for the year ended December 31, 2020:

Total contributions per the financial statements	$ 3,529,108
Less: current year contributions receivable per the financial statements	(112,620)
Plus: prior year contributions receivable per the financial statements	10,462
Total contributions per Form 5500	$ 3,426,950

MBK REAL ESTATE, LLC 401(k) PLAN
PLAN FEIN#: 33-0393742
PLAN # 001
SCHEDULE H, LINE 4i - SCHEDULE OF ASSETS (HELD AT END OF YEAR)
DECEMBER 31, 2020

(a)	(b) Identity of issue, borrower, lessor or similar party	(c) Description of investment including maturity date, rate of interest, collateral, par, or maturity value	(d) Cost	(e) Current Value
	Registered Investment Companies			
*	Fidelity Investments	Fidelity 500 Index Fund Investor Class Fund	**	$ 775,121
*	Fidelity Investments	Fidelity Advisor Freedom 2005 Fund	**	70,451
*	Fidelity Investments	Fidelity Advisor Freedom 2010 Fund	**	190,107
*	Fidelity Investments	Fidelity Advisor Freedom 2015 Fund	**	474,443
*	Fidelity Investments	Fidelity Advisor Freedom 2020 Fund	**	1,898,618
*	Fidelity Investments	Fidelity Advisor Freedom 2025 Fund	**	2,820,188
*	Fidelity Investments	Fidelity Advisor Freedom 2030 Fund	**	1,903,028
*	Fidelity Investments	Fidelity Advisor Freedom 2035 Fund	**	2,487,560
*	Fidelity Investments	Fidelity Advisor Freedom 2040 Fund	**	1,476,017
*	Fidelity Investments	Fidelity Advisor Freedom 2045 Fund	**	1,322,194
*	Fidelity Investments	Fidelity Advisor Freedom 2050 Fund	**	798,652
*	Fidelity Investments	Fidelity Advisor Freedom 2055 Fund	**	814,458
*	Fidelity Investments	Fidelity Advisor Freedom 2060 Fund	**	284,962
*	Fidelity Investments	Fidelity Advisor Freedom 2065 Fund	**	26,451
*	Fidelity Investments	Fidelity Advisor Freedom Income Fund	**	17,581
*	Fidelity Investments	Fidelity Advisor Growth Opportunities Fund	**	201,427
*	Fidelity Investments	Fidelity Mid Cap Index Fund	**	293,137
*	Fidelity Investments	Fidelity Small Cap Index Fund	**	225,595
*	Fidelity Investments	Fidelity U.S. Bond Index Fund	**	180,992
	Alliance Bernstein	Alliance Bernstein Large Cap Growth Fund Class A	**	702,088
	American Funds	American Funds Fundamental Invs R4 Fund	**	195,846
	Cohen and Steers	Cohen and Steers Realty Fund	**	54,992
	DoubleLine Funds	DoubleLine Total Return Bond Fund	**	31,762
	Goldman Sachs	Goldman Sachs Emerging Markets Equity Insights Fund	**	59,676
	Ivy Investment Management Company	Invesco Global Focus Fund	**	362,172
	Ivy Investment Management Company	Ivy Mid Cap Growth Fund	**	450,343
	Ivy Investment Management Company	Ivy Science and Technology Fund	**	270,330
	Janus Henderson Investors	Janus Triton Fund Class S Fund	**	294,661
	JP Morgan	JP Morgan Equity Income Fund	**	373,546
	Lord Abbett	Lord Abbett Income Fund	**	60,142
	Lord Abbett	Lord Abbett Short Duration Income Fund	**	38,373
	OppenheimerFunds	Oppenheimer Global Opportunities Fund	**	559,370
	PIMCO	PIMCO Strategic Bond Fund	**	48,732
	T. Rowe Price	T. Rowe Price Overseas Stock Fund	**	113,414
		Total Registered Investment Companies		19,876,429
	Common/collective trust			
*	Fidelity Investments	Fidelity Advisor Stable Value Fund	**	824,525
	Self-directed brokerage accounts			
*	Fidelity Investments	Self-directed brokerage accounts -Brokeragelink	**	1,550,262
	Interest-bearing cash			
*	Fidelity Investments	Fidelity Government Money Market Fund	**	867,810
	Notes receivable from participants			
*	Participant Loans	Interest rates ranging from 3.25% to 6.75%	-	373,096
				$ 23,492,122

* A party-in-interest as defined by ERISA.

** Disclosure of this information is not required by the Department of Labor's Rules and Regulations for Reporting and Disclosure under ERISA when the account is participant directed.

See accompanying independent auditor's report and notes to the financial statements.

MBK REAL ESTATE, LLC 401(k) PLAN
PLAN FEIN#: 33-0393742
PLAN # 001
SCHEDULE H, LINE 4a - SCHEDULE OF DELINQUENT PARTICIPANT CONTRIBUTIONS
FOR THE YEAR ENDED DECEMBER 31, 2020

Participant Contributions Transferred Late to Plan	Total that Constitute Nonexempt Prohibited Transactions			Total Fully Corrected Under Voluntary Fiduciary Correction Program and Prohibited Transaction Exemption 2002-51
Check here if Late Participant Loan Repayments are included: ☑	Contributions Not Corrected	Contributions Corrected Outside VFCP	Contributions Pending Correction in VFCP	
Year ended December 31, 2019				
$125,421	$8,621	$116,800 *		

* Lost earnings were remitted to the Plan in 2020.

See accompanying independent auditor's report and notes to the financial statements.

MBK REAL ESTATE, LLC 401(k) PLAN

FINANCIAL STATEMENTS

DECEMBER 31, 2020 AND 2019

MBK REAL ESTATE, LLC 401(k) PLAN

INDEX TO FINANCIAL STATEMENTS AND SUPPLEMENTAL SCHEDULES

DECEMBER 31, 2020 AND 2019

	Page
Independent Auditor's Report	1 - 2
Financial Statements:	
Statements of Net Assets Available for Benefits as of December 31, 2020 and 2019	3
Statement of Changes in Net Assets Available for Benefits for the year ended December 31, 2020	4
Notes to the Financial Statements	5 - 13
Supplemental Schedules:	
Schedule H, Line 4i – Schedule of Assets (Held at End of Year)	14
Schedule H, Line 4a – Schedule of Delinquent Participant Contributions	15

Wright Ford Young & Co.
Certified Public Accountants and Consultants, Inc.

INDEPENDENT AUDITOR'S REPORT

To the Participants and Administrator of the
MBK Real Estate, LLC 401(k) Plan:

Report on the Financial Statements

We were engaged to audit the accompanying financial statements of the MBK Real Estate, LLC 401(k) Plan (the Plan), which comprise the statements of net assets available for benefits as of December 31, 2020 and 2019, the related statement of changes in net assets available for benefits for the year ended December 31, 2020 and the related notes to the financial statements.

Management's Responsibility for the Financial Statements

Management is responsible for the preparation and fair presentation of these financial statements in accordance with accounting principles generally accepted in the United States of America; this includes the design, implementation, and maintenance of internal control relevant to the preparation and fair presentation of financial statements that are free from material misstatement, whether due to fraud or error.

Auditor's Responsibility

Our responsibility is to express an opinion on these financial statements based on conducting the audits in accordance with auditing standards generally accepted in the United States of America. Because of the matter described in the Basis for Disclaimer of Opinion paragraph, however, we were not able to obtain sufficient appropriate audit evidence to provide a basis for an audit opinion.

Basis for Disclaimer of Opinion

As permitted by 29 CFR 2520.103-8 of the Department of Labor's (DOL) Rules and Regulations for Reporting and Disclosure under the Employee Retirement Income Security Act of 1974 (ERISA), the plan administrator instructed us not to perform, and we did not perform, any auditing procedures with respect to the information summarized in Note 4, which was certified by Fidelity Management Trust Company, the trustee of the Plan, except for comparing such information with the related information included in the financial statements. We have been informed by the plan administrator that the trustee holds the Plan's investment assets and executes investment transactions. The plan administrator has obtained a certification from the trustee as of December 31, 2020 and 2019, and for the year ended December 31, 2020, that the information provided to the plan administrator by the trustee is complete and accurate.

16140 Sand Canyon Avenue • Irvine, California 92618 • (949) 910-CPAS (2727) • Fax (949) 910-2728

Disclaimer of Opinion

Because of the significance of the matter described in the Basis for Disclaimer of Opinion paragraph, we have not been able to obtain sufficient appropriate audit evidence to provide a basis for an audit opinion. Accordingly, we do not express an opinion on these financial statements.

Other Matter - Supplemental Schedules

The supplemental schedules, Schedule H, Line 4i - Schedule of Assets (Held at End of Year) and Schedule H, Line 4a - Schedule of Delinquent Participant Contributions, as of and for the year ended December 31, 2020, are required by DOL's Rules and Regulations for Reporting and Disclosure under ERISA and are presented for the purpose of additional analysis and are not a required part of the financial statements. Because of the significance of the matter described in the Basis for Disclaimer of Opinion paragraph, we do not express an opinion on these supplemental schedules referred to above.

Report on Form and Content in Compliance With DOL Rules and Regulations

The form and content of the information included in the financial statements and supplemental schedules, other than that derived from the information certified by the trustee, have been audited by us in accordance with auditing standards generally accepted in the United States of America and, in our opinion, are presented in compliance with the DOL's Rules and Regulations for Reporting and Disclosure under ERISA.



WRIGHT FORD YOUNG & CO.
Irvine, California
October 14, 2021

MBK REAL ESTATE, LLC 401(k) PLAN

STATEMENTS OF NET ASSETS AVAILABLE FOR BENEFITS

DECEMBER 31, 2020 AND 2019

	2020	2019
ASSETS:		
Investments, at fair value:		
Registered investment companies	$ 19,876,429	$ 16,215,639
Common/collective trust	824,525	781,396
Self-directed brokerage accounts	1,550,262	1,035,850
Interest-bearing cash	867,810	742,809
Total investments	23,119,026	18,775,694
Receivables:		
Participant contributions	75,559	8,621
Employer contributions	37,061	1,841
Notes receivable from participants	373,096	346,064
Total receivables	485,716	356,526
Total assets	23,604,742	19,132,220
LIABILITIES	-	-
NET ASSETS AVAILABLE FOR BENEFITS	$ 23,604,742	$ 19,132,220

See accompanying independent auditor's report and notes to the financial statements.

MBK REAL ESTATE, LLC 401(k) PLAN

STATEMENT OF CHANGES IN NET ASSETS AVAILABLE FOR BENEFITS

FOR THE YEAR ENDED DECEMBER 31, 2020

Additions to net assets attributed to:	
Investment income:	
Net appreciation in fair value of investments	$ 2,348,079
Interest and dividend income	1,052,719
Total investment income	3,400,798
Interest income on notes receivable from participants	16,274
Contributions:	
Participant	2,251,340
Employer	1,133,382
Rollover	144,386
Total contributions	3,529,108
Total additions	6,946,180
Deductions from net assets attributed to:	
Benefits paid to participants	2,468,510
Administrative fees	5,148
Total deductions	2,473,658
NET INCREASE	4,472,522
NET ASSETS AVAILABLE FOR BENEFITS, beginning of year	19,132,220
NET ASSETS AVAILABLE FOR BENEFITS, end of year	$ 23,604,742

See accompanying independent auditor's report and notes to the financial statements.

MBK REAL ESTATE, LLC 401(k) PLAN

NOTES TO THE FINANCIAL STATEMENTS

DECEMBER 31, 2020 AND 2019

1. DESCRIPTION OF PLAN

The following description of the MBK Real Estate, LLC 401(k) Plan (the Plan) provides only general information. Participants should refer to the plan agreement for a more complete description of the Plan's provisions.

General

The Plan is a defined contribution plan covering all non-union employees of MBK Real Estate, LLC, and its subsidiaries and affiliated companies (collectively referred to as the Company). The Plan is subject to the provisions of the Employee Retirement Income Security Act of 1974 (ERISA), as amended. Employees who have attained at least 18 years of age are eligible to participate in the Plan on the 1st of the month following the completion of 2 months of service.

Administration

The Plan is administered by the Company.

Participant Accounts

Each participant's account is credited with the participant's contributions, employer matching contributions and allocations of the Company's profit sharing contributions, if any, and Plan earnings. Participant accounts may be charged with an allocation of administrative expenses that are paid by the Plan. Allocations are based on the participant's eligible compensation, participant contributions, investment elections, specific participant transactions and/or account balances, as defined. The benefit to which a participant is entitled is the benefit that can be provided from the participant's vested account.

Contributions

Participants may elect to contribute up to 100% of eligible pre-tax or post-tax compensation, not to exceed the limits of the Internal Revenue Code (IRC). Participants direct the investment of their contributions into various investment options offered by the Plan. Participants may also contribute amounts representing distributions from other qualified defined benefit or defined contribution plans.

During the year ended December 31, 2020, the Company made safe harbor matching contributions of 100% of the participant's deferral, up to the first 4% of compensation deferred. Total matching contributions for the year ended December 31, 2020 were $1,133,382. The Company may also make discretionary profit sharing contributions as determined each year by resolution of the Company's Board of Directors. For the year ended December 31, 2020, the Company made no discretionary profit sharing contributions.

1. DESCRIPTION OF PLAN – (Continued)

Payment of Benefits

On termination of service due to death, disability, retirement or other reasons, a participant may elect to receive a lump-sum amount equal to the value of the participant's vested interest in his or her account. Participants may also elect to rollover their account to another tax deferred account or remain in the Plan until they are legally required to begin taking distributions. All vested account balances not exceeding $1,000 may be immediately distributed in a lump-sum payment. All vested account balances exceeding $1,000, but not exceeding $5,000, may be rolled into an Individual Retirement Account. With the plan administrator's approval, participants may withdraw all or part of their aggregate contributions in the event of financial hardship.

Vesting

Participants are immediately vested in their contributions and Company safe harbor matching contributions plus actual earnings thereon. Effective January 1, 2008, the Company amended the Plan's vesting provision. All participants who were employed by the Company on or after January 1, 2008 were 100% vested in all Company contributions. For participants who terminated employment prior to January 1, 2008, they become 20% vested following a full year of service, as defined, and continues to vest at the rate of 20% for each successive year of service until 100% vested after five (5) years of service, attaining normal retirement age, death or disability.

Notes Receivables from participants

Participants may borrow from their accounts a minimum of $1,000 up to a maximum equal to the lesser of $50,000 or 50% of their vested account balance. Loan terms range from 1 to 5 years or up to 30 years for the purchase of a primary residence. The loans are secured by the balance in the participant's account and generally bear interest at a rate commensurate with the rates that a bank or other professional lender would charge for making a loan in a similar circumstance. Principal and interest is paid ratably through payroll deductions.

Forfeitures and Unallocated Balances

The unvested portion of a terminated participant's account will be forfeited and used to reduce future Company contributions or to pay Plan expenses. During the year ended December 31, 2020, the Company utilized $261 of forfeitures to pay plan expenses. As of December 31, 2020 and 2019, the amount of available forfeitures totaled $3,513 and $3,367, respectively. As of December 31, 2020 and 2019, $20,178 in Plan assets was unallocated and will be used to restore a participant's account for an uncashed distribution check.

1. DESCRIPTION OF PLAN – (Continued)

CARES ACT

On March 27, 2020, the Coronavirus Aid, Relief, and Economic Security (CARES) Act was passed by Congress. Among other things, the CARES Act provided immediate and temporary relief for retirement plan participants with respect to distributions and participant loans. As permitted by the CARES Act, the Plan opted to implement the following provisions for qualified individuals, as defined by the CARES Act:

- Through December 31, 2020, qualified individuals were permitted to take a distribution in an amount up to $100,000 from the Plan without an early distribution penalty. Participants who take a qualified distribution have the option to have the distribution taxed over a three-year period, with the ability to recontribute up to the full amount of the distribution within three years and not be subject to federal income tax as a result.
- Through December 31, 2020, qualified individuals could suspend all plan loan repayments. Repayments resumed in January 2021, and the loan term was extended by the amount of time the payments were suspended.
- Through December 31, 2020, the Plan would waive minimum distribution requirements for any distributions required to be made.

2. SUMMARY OF SIGNIFICANT ACCOUNTING POLICIES

Basis of Accounting

The financial statements of the Plan are prepared under the accrual method of accounting.

Use of Estimates

The preparation of financial statements in conformity with accounting principles generally accepted in the United States of America requires management to make estimates and assumptions that affect the reported amounts of net assets available for benefits and disclosure of contingent assets and liabilities at the date of the financial statements and the reported amounts of changes in net assets available for benefits during the reporting period. Actual results could differ from those estimates.

Payment of Benefits

Benefits are recorded when paid.

2. SUMMARY OF SIGNIFICANT ACCOUNTING POLICIES – (Continued)

Investment Valuation and Income Recognition

Investments are reported at fair value. Fair value is the price that would be received to sell an asset or paid to transfer a liability in an orderly transaction between market participants at the measurement date. See Note 3 for discussion of fair value measurements.

Purchases and sales of securities are recorded on a trade-date basis. Net appreciation includes the Plan's gains and losses on investments bought and sold as well as held during the period. Interest income is recorded on the accrual basis. Dividends are recorded on the ex-dividend date.

Notes Receivable from Participants

Notes receivable from participants are measured at their unpaid principal balance plus accrued but unpaid interest. Related fees are recorded as administrative expenses and are expensed when they are incurred. No allowance for credit losses has been recorded as of December 31, 2020 or 2019.

Expenses

Plan fees and administrative expenses (exclusive of loan processing fees and investment related expenses) are generally paid by the Company, unless paid by the Plan. Company paid expenses are not included in the financial statements. Investment related expenses are included within the net appreciation in fair value of investments.

Subsequent Events

The Company has evaluated subsequent events through the date of the independent auditor's report, which is the date the accompanying financial statements were available to be issued.

3. RISKS AND UNCERTAINTIES

The Plan invests in various investment securities. Investment securities are exposed to various risks such as interest rate, market, and credit risks. Due to the level of risk associated with certain investment securities, it is at least reasonably possible that changes in the values of investment securities will occur in the near term and that such changes could materially affect participants' account balances and the amounts reported in the statements of net assets available for benefits.

4. INFORMATION CERTIFIED BY THE PLAN'S TRUSTEE

The plan administrator has elected the method of compliance permitted by 29 CFR 2520.103-8 of the Department of Labor's Rules and Regulations for Reporting and Disclosure under ERISA. Accordingly, Fidelity Management Trust Company (Fidelity), the trustee of the Plan, has certified to the completeness and accuracy of:

- Investments and notes receivable from participants reflected on the accompanying statements of net assets available for benefits as of December 31, 2020 and 2019.
- Net appreciation in fair value of investments, dividends, interest, and interest income from notes receivable from participants reflected on the accompanying statement of changes in net assets available for benefits for the year ended December 31, 2020.
- Investments and notes receivable from participants reflected on the schedule of assets (held at end of year).

5. FAIR VALUE MEASUREMENTS

The Financial Accounting Standards Board (FASB) provides the framework for measuring fair value. That framework provides a fair value hierarchy that prioritizes the inputs to valuation techniques used to measure fair value. The hierarchy gives the highest priority to unadjusted quoted prices in active markets for identical assets or liabilities (level 1 measurements) and lowest priority to unobservable inputs (level 3 measurements). The three levels of the fair value hierarchy under this framework are described as follows:

Level 1 — Inputs to the valuation methodology are unadjusted quoted prices for identical assets or liabilities in active markets that the Plan has the ability to access.

Level 2 — Inputs to the valuation methodology include:

- quoted prices for similar assets or liabilities in active markets;
- quoted prices for identical or similar assets or liabilities in inactive markets;
- inputs other than quoted prices that are observable for the asset or liability;
- inputs that are derived principally from or corroborated by observable market data by correlation or other means.

If the asset or liability has a specified (contractual) term, the level 2 input must be observable for substantially the full term of the asset or liability.

Level 3 — Inputs to the valuation methodology are unobservable and significant to the fair value measurement.

5. FAIR VALUE MEASUREMENTS – (Continued)

The asset or liability's fair value measurement level within the fair value hierarchy is based on the lowest level of any input that is significant to the fair value measurement. Valuation techniques used need to maximize the use of observable inputs and minimize the use of unobservable inputs.

Following is a description of the valuation methodologies used for assets measured at fair value. There have been no changes in the methodologies used at December 31, 2020 and 2019.

Registered investment companies: These investments are public investment vehicles valued using the net asset value (NAV) provided by the administrator of the fund. The NAV is used as a practical expedient to estimate fair value. The NAV is based on the value of the underlying assets owned by the fund, minus its liabilities, and then divided by the number of shares outstanding. The NAV is a quoted price in an active market and classified within level 1 of the valuation hierarchy.

Self-directed brokerage accounts: The fair value of the underlying investments, which consist of common stock, registered investment companies, and options, is based on quoted market prices in active markets and is classified within level 1 of the valuation hierarchy. Interest-bearing cash consists of money market investments. The carrying value is believed to be representative of its fair value based on its short term nature and is classified within level 1 of the valuation hierarchy.

Interest-*bearing cash*: Interest-bearing cash consists of money market investments. The carrying value is believed to be representative of its fair value based on its short term nature and is classified within level 1 of the valuation hierarchy.

Common/collective trust (Stable value collective trust fund): The stable value fund is composed primarily of fully benefit-responsive investment contracts contained in a collective trust and is valued using the NAV of the units of the collective trust. The NAV is used as a practical expedient to estimate fair value. Participant transactions (purchases and sales) may occur daily. Certain events would limit the ability of the Plan and the trust to transact at fair value. The plan administrator does not believe that any such events are probable of occurring.

The preceding methods described may produce a fair value calculation that may not be indicative of net realizable value or reflective of future fair values. Furthermore, although the Plan believes its valuation methods are appropriate and consistent with other market participants, the use of different methodologies or assumptions to determine the fair value of certain financial instruments could result in a different fair value measurement at the reporting date.

5. FAIR VALUE MEASUREMENTS – (Continued)

The following table sets forth by level, within the fair value hierarchy, the Plan's assets at fair value as of December 31, 2020 and 2019:

Description	Total	Level 1	Level 2	Level 3
December 31, 2020				
Registered investment companies	$19,876,429	$19,876,429	$ -	$ -
Self-directed brokerage accounts	1,550,262	1,550,262	-	-
Interest-bearing cash	867,810	867,810	-	-
Total assets in the fair value hierarchy	22,294,501	22,294,501	$ -	$ -
Investments measured at net asset value [a]	824,525			
Total investments at fair value	$23,119,026			

Description	Total	Level 1	Level 2	Level 3
December 31, 2019				
Registered investment companies	$16,215,639	$16,215,639	$ -	$ -
Self-directed brokerage accounts	1,035,850	1,035,850	-	-
Interest-bearing cash	742,809	742,809	-	-
Total assets in the fair value hierarchy	17,994,298	17,994,298	$ -	$ -
Investments measured at net asset value [a]	781,396			
Total investments at fair value	$18,775,694			

[a] In accordance with Subtopic 820-10, certain investments that were measured at NAV per share (or its equivalent) as a practical expedient have not been classified in the fair value hierarchy. The fair value amounts presented in this table are intended to permit the reconciliation of the fair value hierarchy to the line items presented in the statement of net assets available for benefits.

In regards to the classification of investment options offered by the Plan, there were no reclassifications between levels 1, 2 or 3 during the year ended December 31, 2020. The nature, risks and investment objectives of the investments above, including those for which fair value is estimated using the NAV as a practical expedient, can be found in the Plan's enrollment literature. These investments can be redeemed immediately and without a redemption notification period. As of December 31, 2020, there were no unfunded commitments associated with any of these investments.

6. TERMINATION

Although it has not expressed any intent to do so, the Company has the right to terminate or amend the Plan at any time, subject to the provisions of ERISA. In the event of Plan termination, participants become 100% vested in their accounts.

7. PARTY-IN-INTEREST TRANSACTIONS

The Plan allows for transactions with certain parties who may perform services or have fiduciary responsibilities to the Plan. Certain Plan investments are managed by Fidelity, the trustee and record-keeper of the Plan. The Plan paid $5,148 in contract administrative fees. The Plan issues loans to participants, which are secured by the balances in the participants' accounts. The Company paid certain administrative expenses of the Plan, including recordkeeping and audit fees. These transactions qualify as party-in-interest transactions for which a statutory exemption exists.

8. TAX STATUS

The Company adopted a Volume Submitter Profit Sharing Plan which received a favorable opinion letter from the IRS, on March 31, 2014, which stated that the Plan, as then designed, was in accordance with applicable sections of the IRC. The Plan has since been amended. The plan administrator believes the Plan is currently designed and being operated in compliance with the applicable requirements of the IRC. Therefore, no provision for income taxes has been included in the Plan's financial statements.

Accounting principles generally accepted in the United States of America require plan management to evaluate tax positions taken by the Plan and recognize a tax liability if the Plan has taken an uncertain tax position that more likely than not would not be sustained upon examination by the IRS. The plan administrator has analyzed the tax positions taken by the Plan, and has concluded that as of December 31, 2020, there are no uncertain positions taken or expected to be taken that would require recognition of a liability or disclosure in the financial statements. The Plan is subject to routine audits by taxing jurisdictions; however, there are currently no audits for any tax periods in progress.

9. PROHIBITED TRANSACTIONS

During the Plan year ended December 31, 2019, the plan sponsor inadvertently failed to deposit $125,421 of participant deferrals and payments on notes receivable from participants within the required timeframe as stated by Employee Retirement Income Security Act of 1974 (ERISA). These deferrals were deposited beyond the earliest expected date on which assets could be segregated from the employer's assets. The U.S. Department of Labor considers late deposits to be prohibited transactions.

10. RECONCILIATION OF FINANCIAL STATEMENTS TO FORM 5500

Certain classification of investments may be reported differently on the Form 5500 than in the financial statements. Self-directed brokerage accounts may be reported as a single line item in the financial statements. Net assets available for benefits remains unchanged.

The following is a reconciliation of net assets available for benefits per the financial statements to the Form 5500 at December 31, 2020 and 2019:

	2020	2019
Net assets available for benefits per the financial statements	$23,604,742	$19,132,220
Less: contributions receivable per the financial statements	(112,620)	(10,462)
Net assets available for benefits per Form 5500	$23,492,122	$19,121,758

The following is a reconciliation of total contributions per the financial statements to the Form 5500 for the year ended December 31, 2020:

Total contributions per the financial statements	$ 3,529,108
Less: current year contributions receivable per the financial statements	(112,620)
Plus: prior year contributions receivable per the financial statements	10,462
Total contributions per Form 5500	$ 3,426,950

MBK REAL ESTATE, LLC 401(k) PLAN
PLAN FEIN#: 33-0393742
PLAN # 001
SCHEDULE H, LINE 4i - SCHEDULE OF ASSETS (HELD AT END OF YEAR)
DECEMBER 31, 2020

(a)	(b) Identity of issue, borrower, lessor or similar party	(c) Description of investment including maturity date, rate of interest, collateral, par, or maturity value	(d) Cost	(e) Current Value
	Registered Investment Companies			
*	Fidelity Investments	Fidelity 500 Index Fund Investor Class Fund	**	$ 775,121
*	Fidelity Investments	Fidelity Advisor Freedom 2005 Fund	**	70,451
*	Fidelity Investments	Fidelity Advisor Freedom 2010 Fund	**	190,107
*	Fidelity Investments	Fidelity Advisor Freedom 2015 Fund	**	474,443
*	Fidelity Investments	Fidelity Advisor Freedom 2020 Fund	**	1,898,618
*	Fidelity Investments	Fidelity Advisor Freedom 2025 Fund	**	2,820,188
*	Fidelity Investments	Fidelity Advisor Freedom 2030 Fund	**	1,903,028
*	Fidelity Investments	Fidelity Advisor Freedom 2035 Fund	**	2,487,560
*	Fidelity Investments	Fidelity Advisor Freedom 2040 Fund	**	1,476,017
*	Fidelity Investments	Fidelity Advisor Freedom 2045 Fund	**	1,322,194
*	Fidelity Investments	Fidelity Advisor Freedom 2050 Fund	**	798,652
*	Fidelity Investments	Fidelity Advisor Freedom 2055 Fund	**	814,458
*	Fidelity Investments	Fidelity Advisor Freedom 2060 Fund	**	284,962
*	Fidelity Investments	Fidelity Advisor Freedom 2065 Fund	**	26,451
*	Fidelity Investments	Fidelity Advisor Freedom Income Fund	**	17,581
*	Fidelity Investments	Fidelity Advisor Growth Opportunities Fund	**	201,427
*	Fidelity Investments	Fidelity Mid Cap Index Fund	**	293,137
*	Fidelity Investments	Fidelity Small Cap Index Fund	**	225,595
*	Fidelity Investments	Fidelity U.S. Bond Index Fund	**	180,992
	Alliance Bernstein	Alliance Bernstein Large Cap Growth Fund Class A	**	702,088
	American Funds	American Funds Fundamental Invs R4 Fund	**	195,846
	Cohen and Steers	Cohen and Steers Realty Fund	**	54,992
	DoubleLine Funds	DoubleLine Total Return Bond Fund	**	31,762
	Goldman Sachs	Goldman Sachs Emerging Markets Equity Insights Fund	**	59,676
	Ivy Investment Management Company	Invesco Global Focus Fund	**	362,172
	Ivy Investment Management Company	Ivy Mid Cap Growth Fund	**	450,343
	Ivy Investment Management Company	Ivy Science and Technology Fund	**	270,330
	Janus Henderson Investors	Janus Triton Fund Class S Fund	**	294,661
	JP Morgan	JP Morgan Equity Income Fund	**	373,546
	Lord Abbett	Lord Abbett Income Fund	**	60,142
	Lord Abbett	Lord Abbett Short Duration Income Fund	**	38,373
	OppenheimerFunds	Oppenheimer Global Opportunities Fund	**	559,370
	PIMCO	PIMCO Strategic Bond Fund	**	48,732
	T. Rowe Price	T. Rowe Price Overseas Stock Fund	**	113,414
		Total Registered Investment Companies		19,876,429
	Common/collective trust			
*	Fidelity Investments	Fidelity Advisor Stable Value Fund	**	824,525
	Self-directed brokerage accounts			
*	Fidelity Investments	Self-directed brokerage accounts -Brokeragelink	**	1,550,262
	Interest-bearing cash			
*	Fidelity Investments	Fidelity Government Money Market Fund	**	867,810
	Notes receivable from participants			
*	Participant Loans	Interest rates ranging from 3.25% to 6.75%	-	373,096
				$ 23,492,122

* A party-in-interest as defined by ERISA.

** Disclosure of this information is not required by the Department of Labor's Rules and Regulations for Reporting and Disclosure under ERISA when the account is participant directed.

See accompanying independent auditor's report and notes to the financial statements.

MBK REAL ESTATE, LLC 401(k) PLAN
PLAN FEIN#: 33-0393742
PLAN # 001
SCHEDULE H, LINE 4a - SCHEDULE OF DELINQUENT PARTICIPANT CONTRIBUTIONS
FOR THE YEAR ENDED DECEMBER 31, 2020

Participant Contributions Transferred Late to Plan	Total that Constitute Nonexempt Prohibited Transactions			Total Fully Corrected Under Voluntary Fiduciary Correction Program and Prohibited Transaction Exemption 2002-51
Check here if Late Participant Loan Repayments are included: ☑	Contributions Not Corrected	Contributions Corrected Outside VFCP	Contributions Pending Correction in VFCP	
Year ended December 31, 2019				
$125,421	$8,621	$116,800 *		

* Lost earnings were remitted to the Plan in 2020.

See accompanying independent auditor's report and notes to the financial statements.

MBK REAL ESTATE, LLC 401(k) PLAN

FINANCIAL STATEMENTS

DECEMBER 31, 2020 AND 2019

MBK REAL ESTATE, LLC 401(k) PLAN

INDEX TO FINANCIAL STATEMENTS AND SUPPLEMENTAL SCHEDULES

DECEMBER 31, 2020 AND 2019

	Page
Independent Auditor's Report	1 - 2
Financial Statements:	
Statements of Net Assets Available for Benefits as of December 31, 2020 and 2019	3
Statement of Changes in Net Assets Available for Benefits for the year ended December 31, 2020	4
Notes to the Financial Statements	5 - 13
Supplemental Schedules:	
Schedule H, Line 4i – Schedule of Assets (Held at End of Year)	14
Schedule H, Line 4a – Schedule of Delinquent Participant Contributions	15

Wright Ford Young & Co.
Certified Public Accountants and Consultants, Inc.

INDEPENDENT AUDITOR'S REPORT

To the Participants and Administrator of the
MBK Real Estate, LLC 401(k) Plan:

Report on the Financial Statements

We were engaged to audit the accompanying financial statements of the MBK Real Estate, LLC 401(k) Plan (the Plan), which comprise the statements of net assets available for benefits as of December 31, 2020 and 2019, the related statement of changes in net assets available for benefits for the year ended December 31, 2020 and the related notes to the financial statements.

Management's Responsibility for the Financial Statements

Management is responsible for the preparation and fair presentation of these financial statements in accordance with accounting principles generally accepted in the United States of America; this includes the design, implementation, and maintenance of internal control relevant to the preparation and fair presentation of financial statements that are free from material misstatement, whether due to fraud or error.

Auditor's Responsibility

Our responsibility is to express an opinion on these financial statements based on conducting the audits in accordance with auditing standards generally accepted in the United States of America. Because of the matter described in the Basis for Disclaimer of Opinion paragraph, however, we were not able to obtain sufficient appropriate audit evidence to provide a basis for an audit opinion.

Basis for Disclaimer of Opinion

As permitted by 29 CFR 2520.103-8 of the Department of Labor's (DOL) Rules and Regulations for Reporting and Disclosure under the Employee Retirement Income Security Act of 1974 (ERISA), the plan administrator instructed us not to perform, and we did not perform, any auditing procedures with respect to the information summarized in Note 4, which was certified by Fidelity Management Trust Company, the trustee of the Plan, except for comparing such information with the related information included in the financial statements. We have been informed by the plan administrator that the trustee holds the Plan's investment assets and executes investment transactions. The plan administrator has obtained a certification from the trustee as of December 31, 2020 and 2019, and for the year ended December 31, 2020, that the information provided to the plan administrator by the trustee is complete and accurate.

16140 Sand Canyon Avenue • Irvine, California 92618 • (949) 910-CPAS (2727) • Fax (949) 910-2728

Disclaimer of Opinion

Because of the significance of the matter described in the Basis for Disclaimer of Opinion paragraph, we have not been able to obtain sufficient appropriate audit evidence to provide a basis for an audit opinion. Accordingly, we do not express an opinion on these financial statements.

Other Matter - Supplemental Schedules

The supplemental schedules, Schedule H, Line 4i - Schedule of Assets (Held at End of Year) and Schedule H, Line 4a - Schedule of Delinquent Participant Contributions, as of and for the year ended December 31, 2020, are required by DOL's Rules and Regulations for Reporting and Disclosure under ERISA and are presented for the purpose of additional analysis and are not a required part of the financial statements. Because of the significance of the matter described in the Basis for Disclaimer of Opinion paragraph, we do not express an opinion on these supplemental schedules referred to above.

Report on Form and Content in Compliance With DOL Rules and Regulations

The form and content of the information included in the financial statements and supplemental schedules, other than that derived from the information certified by the trustee, have been audited by us in accordance with auditing standards generally accepted in the United States of America and, in our opinion, are presented in compliance with the DOL's Rules and Regulations for Reporting and Disclosure under ERISA.



WRIGHT FORD YOUNG & CO.
Irvine, California
October 14, 2021

MBK REAL ESTATE, LLC 401(k) PLAN

STATEMENTS OF NET ASSETS AVAILABLE FOR BENEFITS

DECEMBER 31, 2020 AND 2019

	2020	2019
ASSETS:		
Investments, at fair value:		
Registered investment companies	$ 19,876,429	$ 16,215,639
Common/collective trust	824,525	781,396
Self-directed brokerage accounts	1,550,262	1,035,850
Interest-bearing cash	867,810	742,809
Total investments	23,119,026	18,775,694
Receivables:		
Participant contributions	75,559	8,621
Employer contributions	37,061	1,841
Notes receivable from participants	373,096	346,064
Total receivables	485,716	356,526
Total assets	23,604,742	19,132,220
LIABILITIES	-	-
NET ASSETS AVAILABLE FOR BENEFITS	$ 23,604,742	$ 19,132,220

See accompanying independent auditor's report and notes to the financial statements.

MBK REAL ESTATE, LLC 401(k) PLAN

STATEMENT OF CHANGES IN NET ASSETS AVAILABLE FOR BENEFITS

FOR THE YEAR ENDED DECEMBER 31, 2020

Additions to net assets attributed to:	
Investment income:	
Net appreciation in fair value of investments	$ 2,348,079
Interest and dividend income	1,052,719
Total investment income	3,400,798
Interest income on notes receivable from participants	16,274
Contributions:	
Participant	2,251,340
Employer	1,133,382
Rollover	144,386
Total contributions	3,529,108
Total additions	6,946,180
Deductions from net assets attributed to:	
Benefits paid to participants	2,468,510
Administrative fees	5,148
Total deductions	2,473,658
NET INCREASE	4,472,522
NET ASSETS AVAILABLE FOR BENEFITS, beginning of year	19,132,220
NET ASSETS AVAILABLE FOR BENEFITS, end of year	$ 23,604,742

See accompanying independent auditor's report and notes to the financial statements.

MBK REAL ESTATE, LLC 401(k) PLAN

NOTES TO THE FINANCIAL STATEMENTS

DECEMBER 31, 2020 AND 2019

1. DESCRIPTION OF PLAN

The following description of the MBK Real Estate, LLC 401(k) Plan (the Plan) provides only general information. Participants should refer to the plan agreement for a more complete description of the Plan's provisions.

General

The Plan is a defined contribution plan covering all non-union employees of MBK Real Estate, LLC, and its subsidiaries and affiliated companies (collectively referred to as the Company). The Plan is subject to the provisions of the Employee Retirement Income Security Act of 1974 (ERISA), as amended. Employees who have attained at least 18 years of age are eligible to participate in the Plan on the 1st of the month following the completion of 2 months of service.

Administration

The Plan is administered by the Company.

Participant Accounts

Each participant's account is credited with the participant's contributions, employer matching contributions and allocations of the Company's profit sharing contributions, if any, and Plan earnings. Participant accounts may be charged with an allocation of administrative expenses that are paid by the Plan. Allocations are based on the participant's eligible compensation, participant contributions, investment elections, specific participant transactions and/or account balances, as defined. The benefit to which a participant is entitled is the benefit that can be provided from the participant's vested account.

Contributions

Participants may elect to contribute up to 100% of eligible pre-tax or post-tax compensation, not to exceed the limits of the Internal Revenue Code (IRC). Participants direct the investment of their contributions into various investment options offered by the Plan. Participants may also contribute amounts representing distributions from other qualified defined benefit or defined contribution plans.

During the year ended December 31, 2020, the Company made safe harbor matching contributions of 100% of the participant's deferral, up to the first 4% of compensation deferred. Total matching contributions for the year ended December 31, 2020 were $1,133,382. The Company may also make discretionary profit sharing contributions as determined each year by resolution of the Company's Board of Directors. For the year ended December 31, 2020, the Company made no discretionary profit sharing contributions.

1. DESCRIPTION OF PLAN – (Continued)

Payment of Benefits

On termination of service due to death, disability, retirement or other reasons, a participant may elect to receive a lump-sum amount equal to the value of the participant's vested interest in his or her account. Participants may also elect to rollover their account to another tax deferred account or remain in the Plan until they are legally required to begin taking distributions. All vested account balances not exceeding $1,000 may be immediately distributed in a lump-sum payment. All vested account balances exceeding $1,000, but not exceeding $5,000, may be rolled into an Individual Retirement Account. With the plan administrator's approval, participants may withdraw all or part of their aggregate contributions in the event of financial hardship.

Vesting

Participants are immediately vested in their contributions and Company safe harbor matching contributions plus actual earnings thereon. Effective January 1, 2008, the Company amended the Plan's vesting provision. All participants who were employed by the Company on or after January 1, 2008 were 100% vested in all Company contributions. For participants who terminated employment prior to January 1, 2008, they become 20% vested following a full year of service, as defined, and continues to vest at the rate of 20% for each successive year of service until 100% vested after five (5) years of service, attaining normal retirement age, death or disability.

Notes Receivables from participants

Participants may borrow from their accounts a minimum of $1,000 up to a maximum equal to the lesser of $50,000 or 50% of their vested account balance. Loan terms range from 1 to 5 years or up to 30 years for the purchase of a primary residence. The loans are secured by the balance in the participant's account and generally bear interest at a rate commensurate with the rates that a bank or other professional lender would charge for making a loan in a similar circumstance. Principal and interest is paid ratably through payroll deductions.

Forfeitures and Unallocated Balances

The unvested portion of a terminated participant's account will be forfeited and used to reduce future Company contributions or to pay Plan expenses. During the year ended December 31, 2020, the Company utilized $261 of forfeitures to pay plan expenses. As of December 31, 2020 and 2019, the amount of available forfeitures totaled $3,513 and $3,367, respectively. As of December 31, 2020 and 2019, $20,178 in Plan assets was unallocated and will be used to restore a participant's account for an uncashed distribution check.

1. DESCRIPTION OF PLAN – (Continued)

CARES ACT

On March 27, 2020, the Coronavirus Aid, Relief, and Economic Security (CARES) Act was passed by Congress. Among other things, the CARES Act provided immediate and temporary relief for retirement plan participants with respect to distributions and participant loans. As permitted by the CARES Act, the Plan opted to implement the following provisions for qualified individuals, as defined by the CARES Act:

- Through December 31, 2020, qualified individuals were permitted to take a distribution in an amount up to $100,000 from the Plan without an early distribution penalty. Participants who take a qualified distribution have the option to have the distribution taxed over a three-year period, with the ability to recontribute up to the full amount of the distribution within three years and not be subject to federal income tax as a result.
- Through December 31, 2020, qualified individuals could suspend all plan loan repayments. Repayments resumed in January 2021, and the loan term was extended by the amount of time the payments were suspended.
- Through December 31, 2020, the Plan would waive minimum distribution requirements for any distributions required to be made.

2. SUMMARY OF SIGNIFICANT ACCOUNTING POLICIES

Basis of Accounting

The financial statements of the Plan are prepared under the accrual method of accounting.

Use of Estimates

The preparation of financial statements in conformity with accounting principles generally accepted in the United States of America requires management to make estimates and assumptions that affect the reported amounts of net assets available for benefits and disclosure of contingent assets and liabilities at the date of the financial statements and the reported amounts of changes in net assets available for benefits during the reporting period. Actual results could differ from those estimates.

Payment of Benefits

Benefits are recorded when paid.

2. SUMMARY OF SIGNIFICANT ACCOUNTING POLICIES – (Continued)

Investment Valuation and Income Recognition

Investments are reported at fair value. Fair value is the price that would be received to sell an asset or paid to transfer a liability in an orderly transaction between market participants at the measurement date. See Note 3 for discussion of fair value measurements.

Purchases and sales of securities are recorded on a trade-date basis. Net appreciation includes the Plan's gains and losses on investments bought and sold as well as held during the period. Interest income is recorded on the accrual basis. Dividends are recorded on the ex-dividend date.

Notes Receivable from Participants

Notes receivable from participants are measured at their unpaid principal balance plus accrued but unpaid interest. Related fees are recorded as administrative expenses and are expensed when they are incurred. No allowance for credit losses has been recorded as of December 31, 2020 or 2019.

Expenses

Plan fees and administrative expenses (exclusive of loan processing fees and investment related expenses) are generally paid by the Company, unless paid by the Plan. Company paid expenses are not included in the financial statements. Investment related expenses are included within the net appreciation in fair value of investments.

Subsequent Events

The Company has evaluated subsequent events through the date of the independent auditor's report, which is the date the accompanying financial statements were available to be issued.

3. RISKS AND UNCERTAINTIES

The Plan invests in various investment securities. Investment securities are exposed to various risks such as interest rate, market, and credit risks. Due to the level of risk associated with certain investment securities, it is at least reasonably possible that changes in the values of investment securities will occur in the near term and that such changes could materially affect participants' account balances and the amounts reported in the statements of net assets available for benefits.

4. INFORMATION CERTIFIED BY THE PLAN'S TRUSTEE

The plan administrator has elected the method of compliance permitted by 29 CFR 2520.103-8 of the Department of Labor's Rules and Regulations for Reporting and Disclosure under ERISA. Accordingly, Fidelity Management Trust Company (Fidelity), the trustee of the Plan, has certified to the completeness and accuracy of:

- Investments and notes receivable from participants reflected on the accompanying statements of net assets available for benefits as of December 31, 2020 and 2019.
- Net appreciation in fair value of investments, dividends, interest, and interest income from notes receivable from participants reflected on the accompanying statement of changes in net assets available for benefits for the year ended December 31, 2020.
- Investments and notes receivable from participants reflected on the schedule of assets (held at end of year).

5. FAIR VALUE MEASUREMENTS

The Financial Accounting Standards Board (FASB) provides the framework for measuring fair value. That framework provides a fair value hierarchy that prioritizes the inputs to valuation techniques used to measure fair value. The hierarchy gives the highest priority to unadjusted quoted prices in active markets for identical assets or liabilities (level 1 measurements) and lowest priority to unobservable inputs (level 3 measurements). The three levels of the fair value hierarchy under this framework are described as follows:

Level 1 — Inputs to the valuation methodology are unadjusted quoted prices for identical assets or liabilities in active markets that the Plan has the ability to access.

Level 2 — Inputs to the valuation methodology include:

- quoted prices for similar assets or liabilities in active markets;
- quoted prices for identical or similar assets or liabilities in inactive markets;
- inputs other than quoted prices that are observable for the asset or liability;
- inputs that are derived principally from or corroborated by observable market data by correlation or other means.

If the asset or liability has a specified (contractual) term, the level 2 input must be observable for substantially the full term of the asset or liability.

Level 3 — Inputs to the valuation methodology are unobservable and significant to the fair value measurement.

5. FAIR VALUE MEASUREMENTS – (Continued)

The asset or liability's fair value measurement level within the fair value hierarchy is based on the lowest level of any input that is significant to the fair value measurement. Valuation techniques used need to maximize the use of observable inputs and minimize the use of unobservable inputs.

Following is a description of the valuation methodologies used for assets measured at fair value. There have been no changes in the methodologies used at December 31, 2020 and 2019.

Registered investment companies: These investments are public investment vehicles valued using the net asset value (NAV) provided by the administrator of the fund. The NAV is used as a practical expedient to estimate fair value. The NAV is based on the value of the underlying assets owned by the fund, minus its liabilities, and then divided by the number of shares outstanding. The NAV is a quoted price in an active market and classified within level 1 of the valuation hierarchy.

Self-directed brokerage accounts: The fair value of the underlying investments, which consist of common stock, registered investment companies, and options, is based on quoted market prices in active markets and is classified within level 1 of the valuation hierarchy. Interest-bearing cash consists of money market investments. The carrying value is believed to be representative of its fair value based on its short term nature and is classified within level 1 of the valuation hierarchy.

Interest-*bearing cash*: Interest-bearing cash consists of money market investments. The carrying value is believed to be representative of its fair value based on its short term nature and is classified within level 1 of the valuation hierarchy.

Common/collective trust (Stable value collective trust fund): The stable value fund is composed primarily of fully benefit-responsive investment contracts contained in a collective trust and is valued using the NAV of the units of the collective trust. The NAV is used as a practical expedient to estimate fair value. Participant transactions (purchases and sales) may occur daily. Certain events would limit the ability of the Plan and the trust to transact at fair value. The plan administrator does not believe that any such events are probable of occurring.

The preceding methods described may produce a fair value calculation that may not be indicative of net realizable value or reflective of future fair values. Furthermore, although the Plan believes its valuation methods are appropriate and consistent with other market participants, the use of different methodologies or assumptions to determine the fair value of certain financial instruments could result in a different fair value measurement at the reporting date.

5. FAIR VALUE MEASUREMENTS – (Continued)

The following table sets forth by level, within the fair value hierarchy, the Plan's assets at fair value as of December 31, 2020 and 2019:

Description	Total	Level 1	Level 2	Level 3
December 31, 2020				
Registered investment companies	$19,876,429	$19,876,429	$ -	$ -
Self-directed brokerage accounts	1,550,262	1,550,262	-	-
Interest-bearing cash	867,810	867,810	-	-
Total assets in the fair value hierarchy	22,294,501	22,294,501	$ -	$ -
Investments measured at net asset value [a]	824,525			
Total investments at fair value	$23,119,026			

Description	Total	Level 1	Level 2	Level 3
December 31, 2019				
Registered investment companies	$16,215,639	$16,215,639	$ -	$ -
Self-directed brokerage accounts	1,035,850	1,035,850	-	-
Interest-bearing cash	742,809	742,809	-	-
Total assets in the fair value hierarchy	17,994,298	17,994,298	$ -	$ -
Investments measured at net asset value [a]	781,396			
Total investments at fair value	$18,775,694			

[a] In accordance with Subtopic 820-10, certain investments that were measured at NAV per share (or its equivalent) as a practical expedient have not been classified in the fair value hierarchy. The fair value amounts presented in this table are intended to permit the reconciliation of the fair value hierarchy to the line items presented in the statement of net assets available for benefits.

In regards to the classification of investment options offered by the Plan, there were no reclassifications between levels 1, 2 or 3 during the year ended December 31, 2020. The nature, risks and investment objectives of the investments above, including those for which fair value is estimated using the NAV as a practical expedient, can be found in the Plan's enrollment literature. These investments can be redeemed immediately and without a redemption notification period. As of December 31, 2020, there were no unfunded commitments associated with any of these investments.

6. TERMINATION

Although it has not expressed any intent to do so, the Company has the right to terminate or amend the Plan at any time, subject to the provisions of ERISA. In the event of Plan termination, participants become 100% vested in their accounts.

7. PARTY-IN-INTEREST TRANSACTIONS

The Plan allows for transactions with certain parties who may perform services or have fiduciary responsibilities to the Plan. Certain Plan investments are managed by Fidelity, the trustee and record-keeper of the Plan. The Plan paid $5,148 in contract administrative fees. The Plan issues loans to participants, which are secured by the balances in the participants' accounts. The Company paid certain administrative expenses of the Plan, including recordkeeping and audit fees. These transactions qualify as party-in-interest transactions for which a statutory exemption exists.

8. TAX STATUS

The Company adopted a Volume Submitter Profit Sharing Plan which received a favorable opinion letter from the IRS, on March 31, 2014, which stated that the Plan, as then designed, was in accordance with applicable sections of the IRC. The Plan has since been amended. The plan administrator believes the Plan is currently designed and being operated in compliance with the applicable requirements of the IRC. Therefore, no provision for income taxes has been included in the Plan's financial statements.

Accounting principles generally accepted in the United States of America require plan management to evaluate tax positions taken by the Plan and recognize a tax liability if the Plan has taken an uncertain tax position that more likely than not would not be sustained upon examination by the IRS. The plan administrator has analyzed the tax positions taken by the Plan, and has concluded that as of December 31, 2020, there are no uncertain positions taken or expected to be taken that would require recognition of a liability or disclosure in the financial statements. The Plan is subject to routine audits by taxing jurisdictions; however, there are currently no audits for any tax periods in progress.

9. PROHIBITED TRANSACTIONS

During the Plan year ended December 31, 2019, the plan sponsor inadvertently failed to deposit $125,421 of participant deferrals and payments on notes receivable from participants within the required timeframe as stated by Employee Retirement Income Security Act of 1974 (ERISA). These deferrals were deposited beyond the earliest expected date on which assets could be segregated from the employer's assets. The U.S. Department of Labor considers late deposits to be prohibited transactions.

10. RECONCILIATION OF FINANCIAL STATEMENTS TO FORM 5500

Certain classification of investments may be reported differently on the Form 5500 than in the financial statements. Self-directed brokerage accounts may be reported as a single line item in the financial statements. Net assets available for benefits remains unchanged.

The following is a reconciliation of net assets available for benefits per the financial statements to the Form 5500 at December 31, 2020 and 2019:

	2020	2019
Net assets available for benefits per the financial statements	$23,604,742	$19,132,220
Less: contributions receivable per the financial statements	(112,620)	(10,462)
Net assets available for benefits per Form 5500	$23,492,122	$19,121,758

The following is a reconciliation of total contributions per the financial statements to the Form 5500 for the year ended December 31, 2020:

Total contributions per the financial statements	$ 3,529,108
Less: current year contributions receivable per the financial statements	(112,620)
Plus: prior year contributions receivable per the financial statements	10,462
Total contributions per Form 5500	$ 3,426,950

MBK REAL ESTATE, LLC 401(k) PLAN
PLAN FEIN#: 33-0393742
PLAN # 001
SCHEDULE H, LINE 4i - SCHEDULE OF ASSETS (HELD AT END OF YEAR)
DECEMBER 31, 2020

(a)	(b) Identity of issue, borrower, lessor or similar party	(c) Description of investment including maturity date, rate of interest, collateral, par, or maturity value	(d) Cost	(e) Current Value
	Registered Investment Companies			
*	Fidelity Investments	Fidelity 500 Index Fund Investor Class Fund	**	$ 775,121
*	Fidelity Investments	Fidelity Advisor Freedom 2005 Fund	**	70,451
*	Fidelity Investments	Fidelity Advisor Freedom 2010 Fund	**	190,107
*	Fidelity Investments	Fidelity Advisor Freedom 2015 Fund	**	474,443
*	Fidelity Investments	Fidelity Advisor Freedom 2020 Fund	**	1,898,618
*	Fidelity Investments	Fidelity Advisor Freedom 2025 Fund	**	2,820,188
*	Fidelity Investments	Fidelity Advisor Freedom 2030 Fund	**	1,903,028
*	Fidelity Investments	Fidelity Advisor Freedom 2035 Fund	**	2,487,560
*	Fidelity Investments	Fidelity Advisor Freedom 2040 Fund	**	1,476,017
*	Fidelity Investments	Fidelity Advisor Freedom 2045 Fund	**	1,322,194
*	Fidelity Investments	Fidelity Advisor Freedom 2050 Fund	**	798,652
*	Fidelity Investments	Fidelity Advisor Freedom 2055 Fund	**	814,458
*	Fidelity Investments	Fidelity Advisor Freedom 2060 Fund	**	284,962
*	Fidelity Investments	Fidelity Advisor Freedom 2065 Fund	**	26,451
*	Fidelity Investments	Fidelity Advisor Freedom Income Fund	**	17,581
*	Fidelity Investments	Fidelity Advisor Growth Opportunities Fund	**	201,427
*	Fidelity Investments	Fidelity Mid Cap Index Fund	**	293,137
*	Fidelity Investments	Fidelity Small Cap Index Fund	**	225,595
*	Fidelity Investments	Fidelity U.S. Bond Index Fund	**	180,992
	Alliance Bernstein	Alliance Bernstein Large Cap Growth Fund Class A	**	702,088
	American Funds	American Funds Fundamental Invs R4 Fund	**	195,846
	Cohen and Steers	Cohen and Steers Realty Fund	**	54,992
	DoubleLine Funds	DoubleLine Total Return Bond Fund	**	31,762
	Goldman Sachs	Goldman Sachs Emerging Markets Equity Insights Fund	**	59,676
	Ivy Investment Management Company	Invesco Global Focus Fund	**	362,172
	Ivy Investment Management Company	Ivy Mid Cap Growth Fund	**	450,343
	Ivy Investment Management Company	Ivy Science and Technology Fund	**	270,330
	Janus Henderson Investors	Janus Triton Fund Class S Fund	**	294,661
	JP Morgan	JP Morgan Equity Income Fund	**	373,546
	Lord Abbett	Lord Abbett Income Fund	**	60,142
	Lord Abbett	Lord Abbett Short Duration Income Fund	**	38,373
	OppenheimerFunds	Oppenheimer Global Opportunities Fund	**	559,370
	PIMCO	PIMCO Strategic Bond Fund	**	48,732
	T. Rowe Price	T. Rowe Price Overseas Stock Fund	**	113,414
		Total Registered Investment Companies		19,876,429
	Common/collective trust			
*	Fidelity Investments	Fidelity Advisor Stable Value Fund	**	824,525
	Self-directed brokerage accounts			
*	Fidelity Investments	Self-directed brokerage accounts -Brokeragelink	**	1,550,262
	Interest-bearing cash			
*	Fidelity Investments	Fidelity Government Money Market Fund	**	867,810
	Notes receivable from participants			
*	Participant Loans	Interest rates ranging from 3.25% to 6.75%	-	373,096
				$ 23,492,122

* A party-in-interest as defined by ERISA.

** Disclosure of this information is not required by the Department of Labor's Rules and Regulations for Reporting and Disclosure under ERISA when the account is participant directed.

See accompanying independent auditor's report and notes to the financial statements.

MBK REAL ESTATE, LLC 401(k) PLAN
PLAN FEIN#: 33-0393742
PLAN # 001
SCHEDULE H, LINE 4a - SCHEDULE OF DELINQUENT PARTICIPANT CONTRIBUTIONS
FOR THE YEAR ENDED DECEMBER 31, 2020

Participant Contributions Transferred Late to Plan	Total that Constitute Nonexempt Prohibited Transactions			Total Fully Corrected Under Voluntary Fiduciary Correction Program and Prohibited Transaction Exemption 2002-51
Check here if Late Participant Loan Repayments are included: ☑	Contributions Not Corrected	Contributions Corrected Outside VFCP	Contributions Pending Correction in VFCP	
Year ended December 31, 2019				
$125,421	$8,621	$116,800 *		

* Lost earnings were remitted to the Plan in 2020.

See accompanying independent auditor's report and notes to the financial statements.