Form 5500

Department of the Treasury
Internal Revenue Service

Department of Labor
Employee Benefits Security Administration

Pension Benefit Guaranty Corporation

Annual Return/Report of Employee Benefit Plan

This form is required to be filed for employee benefit plans under sections 104 and 4065 of the Employee Retirement Income Security Act of 1974 (ERISA) and sections 6057(b) and 6058(a) of the Internal Revenue Code (the Code).

▶ **Complete all entries in accordance with the instructions to the Form 5500.**

OMB Nos. 1210-0110
1210-0089

2020

This Form is Open to Public Inspection

Part I Annual Report Identification Information

For calendar plan year 2020 or fiscal plan year beginning 01/01/2020 and ending 12/31/2020

A This return/report is for:
- [ ] a multiemployer plan
- [ ] a multiple-employer plan (Filers checking this box must attach a list of participating employer information in accordance with the form instructions.)
- [X] a single-employer plan
- [ ] a DFE (specify) ____

B This return/report is:
- [ ] the first return/report
- [ ] the final return/report
- [X] an amended return/report
- [ ] a short plan year return/report (less than 12 months)

C If the plan is a collectively-bargained plan, check here. . . . . ▶ [ ]

D Check box if filing under:
- [X] Form 5558
- [ ] automatic extension
- [ ] the DFVC program
- [ ] special extension (enter description)

Part II Basic Plan Information—enter all requested information

1a Name of plan
HUNSAKER & ASSOCIATES IRVINE, INC. PROFIT SHARING PLAN

1b Three-digit plan number (PN) ▶ 001

1c Effective date of plan 01/01/1978

2a Plan sponsor's name (employer, if for a single-employer plan)
Mailing address (include room, apt., suite no. and street, or P.O. Box)
City or town, state or province, country, and ZIP or foreign postal code (if foreign, see instructions)
HUNSAKER & ASSOCIATES IRVINE, INC.

THREE HUGHES
IRVINE, CA 92618

2b Employer Identification Number (EIN)
95-3123103

2c Plan Sponsor's telephone number
949-583-1010

2d Business code (see instructions)
541330

Caution: A penalty for the late or incomplete filing of this return/report will be assessed unless reasonable cause is established.

Under penalties of perjury and other penalties set forth in the instructions, I declare that I have examined this return/report, including accompanying schedules, statements and attachments, as well as the electronic version of this return/report, and to the best of my knowledge and belief, it is true, correct, and complete.

SIGN HERE	Filed with authorized/valid electronic signature.	10/15/2021	JNYBERG
	Signature of plan administrator	Date	Enter name of individual signing as plan administrator
SIGN HERE	Filed with authorized/valid electronic signature.	10/15/2021	JNYBERG
	Signature of employer/plan sponsor	Date	Enter name of individual signing as employer or plan sponsor
SIGN HERE			
	Signature of DFE	Date	Enter name of individual signing as DFE

3a Plan administrator's name and address [X] Same as Plan Sponsor

3b Administrator's EIN

3c Administrator's telephone number

4 If the name and/or EIN of the plan sponsor or the plan name has changed since the last return/report filed for this plan, enter the plan sponsor's name, EIN, the plan name and the plan number from the last return/report:
a Sponsor's name
c Plan Name

4b EIN

4d PN

5 Total number of participants at the beginning of the plan year	**5**	240
6 Number of participants as of the end of the plan year unless otherwise stated (welfare plans complete only lines **6a(1), 6a(2), 6b, 6c,** and **6d**).		
a(1) Total number of active participants at the beginning of the plan year	**6a(1)**	192
a(2) Total number of active participants at the end of the plan year	**6a(2)**	194
b Retired or separated participants receiving benefits	**6b**	0
c Other retired or separated participants entitled to future benefits	**6c**	43
d Subtotal. Add lines **6a(2)**, **6b**, and **6c**	**6d**	237
e Deceased participants whose beneficiaries are receiving or are entitled to receive benefits.	**6e**	0
f Total. Add lines **6d** and **6e**	**6f**	237
g Number of participants with account balances as of the end of the plan year (only defined contribution plans complete this item)	**6g**	237
h Number of participants who terminated employment during the plan year with accrued benefits that were less than 100% vested	**6h**	0
7 Enter the total number of employers obligated to contribute to the plan (only multiemployer plans complete this item)	**7**	

8a If the plan provides pension benefits, enter the applicable pension feature codes from the List of Plan Characteristics Codes in the instructions:

2E 2F 2G 2J 2K 3D 2T 2S

b If the plan provides welfare benefits, enter the applicable welfare feature codes from the List of Plan Characteristics Codes in the instructions:

9a Plan funding arrangement (check all that apply)

(1)	[X]	Insurance
(2)	[ ]	Code section 412(e)(3) insurance contracts
(3)	[X]	Trust
(4)	[ ]	General assets of the sponsor

9b Plan benefit arrangement (check all that apply)

(1)	[X]	Insurance
(2)	[ ]	Code section 412(e)(3) insurance contracts
(3)	[X]	Trust
(4)	[ ]	General assets of the sponsor

10 Check all applicable boxes in 10a and 10b to indicate which schedules are attached, and, where indicated, enter the number attached. (See instructions)

a Pension Schedules

(1)	[X]	**R** (Retirement Plan Information)
(2)	[ ]	**MB** (Multiemployer Defined Benefit Plan and Certain Money Purchase Plan Actuarial Information) - signed by the plan actuary
(3)	[ ]	**SB** (Single-Employer Defined Benefit Plan Actuarial Information) - signed by the plan actuary

b General Schedules

(1)	[X]		**H** (Financial Information)
(2)	[ ]		**I** (Financial Information – Small Plan)
(3)	[X]	1	**A** (Insurance Information)
(4)	[X]		**C** (Service Provider Information)
(5)	[X]		**D** (DFE/Participating Plan Information)
(6)	[ ]		**G** (Financial Transaction Schedules)

Part III Form M-1 Compliance Information (to be completed by welfare benefit plans)

11a If the plan provides welfare benefits, was the plan subject to the Form M-1 filing requirements during the plan year? (See instructions and 29 CFR 2520.101-2.) ..... ☐ Yes ☐ No

If "Yes" is checked, complete lines 11b and 11c.

11b Is the plan currently in compliance with the Form M-1 filing requirements? (See instructions and 29 CFR 2520.101-2.) ..... ☐ Yes ☐ No

11c Enter the Receipt Confirmation Code for the 2020 Form M-1 annual report. If the plan was not required to file the 2020 Form M-1 annual report, enter the Receipt Confirmation Code for the most recent Form M-1 that was required to be filed under the Form M-1 filing requirements. (Failure to enter a valid Receipt Confirmation Code will subject the Form 5500 filing to rejection as incomplete.)

Receipt Confirmation Code_____

SCHEDULE A
(Form 5500)

Department of the Treasury
Internal Revenue Service

Department of Labor
Employee Benefits Security Administration

Pension Benefit Guaranty Corporation

Insurance Information

This schedule is required to be filed under section 104 of the Employee Retirement Income Security Act of 1974 (ERISA).

▶ **File as an attachment to Form 5500.**

▶ Insurance companies are required to provide the information pursuant to ERISA section 103(a)(2).

OMB No. 1210-0110

2020

This Form is Open to Public Inspection

For calendar plan year 2020 or fiscal plan year beginning 01/01/2020 and ending 12/31/2020

A Name of plan
HUNSAKER & ASSOCIATES IRVINE, INC. PROFIT SHARING PLAN

B Three-digit plan number (PN) ▶ 001

C Plan sponsor's name as shown on line 2a of Form 5500
HUNSAKER & ASSOCIATES IRVINE, INC.

D Employer Identification Number (EIN)
95-3123103

Part I **Information Concerning Insurance Contract Coverage, Fees, and Commissions** Provide information for each contract on a separate Schedule A. Individual contracts grouped as a unit in Parts II and III can be reported on a single Schedule A.

1 Coverage Information:

(a) Name of insurance carrier
PRUDENTIAL RETIREMENT INSURANCE AND ANNUITY COMPANY

(b) EIN	**(c)** NAIC code	**(d)** Contract or identification number	**(e)** Approximate number of persons covered at end of policy or contract year	Policy or contract year	
				(f) From	**(g)** To
06-1050034	93629	041598	237	01/01/2020	12/31/2020

2 Insurance fee and commission information. Enter the total fees and total commissions paid. List in line 3 the agents, brokers, and other persons in descending order of the amount paid.

(a) Total amount of commissions paid	**(b)** Total amount of fees paid
0	0

3 Persons receiving commissions and fees. (Complete as many entries as needed to report all persons).

(a) Name and address of the agent, broker, or other person to whom commissions or fees were paid

(b) Amount of sales and base commissions paid	Fees and other commissions paid		**(e)** Organization code
	(c) Amount	**(d)** Purpose	

(a) Name and address of the agent, broker, or other person to whom commissions or fees were paid

(b) Amount of sales and base commissions paid	Fees and other commissions paid		**(e)** Organization code
	(c) Amount	**(d)** Purpose	

(a) Name and address of the agent, broker, or other person to whom commissions or fees were paid

(b) Amount of sales and base commissions paid	Fees and other commissions paid		**(e)** Organization code
	(c) Amount	**(d)** Purpose	

(a) Name and address of the agent, broker, or other person to whom commissions or fees were paid

(b) Amount of sales and base commissions paid	Fees and other commissions paid		**(e)** Organization code
	(c) Amount	**(d)** Purpose	

(a) Name and address of the agent, broker, or other person to whom commissions or fees were paid

(b) Amount of sales and base commissions paid	Fees and other commissions paid		**(e)** Organization code
	(c) Amount	**(d)** Purpose	

(a) Name and address of the agent, broker, or other person to whom commissions or fees were paid

(b) Amount of sales and base commissions paid	Fees and other commissions paid		**(e)** Organization code
	(c) Amount	**(d)** Purpose	

(a) Name and address of the agent, broker, or other person to whom commissions or fees were paid

(b) Amount of sales and base commissions paid	Fees and other commissions paid		**(e)** Organization code
	(c) Amount	**(d)** Purpose	

Part II Investment and Annuity Contract Information

Where individual contracts are provided, the entire group of such individual contracts with each carrier may be treated as a unit for purposes of this report.

4	Current value of plan's interest under this contract in the general account at year end	4	11546503
5	Current value of plan's interest under this contract in separate accounts at year end	5	3178612

6 Contracts With Allocated Funds:

a State the basis of premium rates ▶

b	Premiums paid to carrier	6b	
c	Premiums due but unpaid at the end of the year	6c	
d	If the carrier, service, or other organization incurred any specific costs in connection with the acquisition or retention of the contract or policy, enter amount.	6d	

Specify nature of costs ▶

e Type of contract: (1) ☐ individual policies (2) ☐ group deferred annuity

(3) ☐ other (specify) ▶

f If contract purchased, in whole or in part, to distribute benefits from a terminating plan, check here ▶ ☐

7 Contracts With Unallocated Funds (Do not include portions of these contracts maintained in separate accounts)

a Type of contract: (1) ☐ deposit administration (2) ☐ immediate participation guarantee

(3) ☐ guaranteed investment (4) ☒ other ▶ GUARANTEED GENERAL ACCOUNT CONTRACT

b	Balance at the end of the previous year			7b	9424843
c	Additions: (1) Contributions deposited during the year	7c(1)	422132		
	(2) Dividends and credits	7c(2)			
	(3) Interest credited during the year	7c(3)	241677		
	(4) Transferred from separate account	7c(4)	42025		
	(5) Other (specify below)	7c(5)	4960632		
	▶ FORFEITURE CREDITS,TRANSFERS IN LOAN REPAYMENTS MISC. IN				
	(6)Total additions			7c(6)	5666466
d	Total of balance and additions (add lines **7b** and **7c(6)**)			7d	15091309
e	Deductions:				
	(1) Disbursed from fund to pay benefits or purchase annuities during year	7e(1)	1680608		
	(2) Administration charge made by carrier	7e(2)	828		
	(3) Transferred to separate account	7e(3)	5968		
	(4) Other (specify below)	7e(4)	1857402		
	▶ FORF. DR.,TRANSFERS OUT LOAN INITIATIONS MISC. OUT				
	(5) Total deductions			7e(5)	3544806
f	Balance at the end of the current year (subtract line **7e(5)** from line **7d**)			7f	11546503

Part III Welfare Benefit Contract Information

If more than one contract covers the same group of employees of the same employer(s) or members of the same employee organizations(s), the information may be combined for reporting purposes if such contracts are experience-rated as a unit. Where contracts cover individual employees, the entire group of such individual contracts with each carrier may be treated as a unit for purposes of this report.

8 Benefit and contract type (check all applicable boxes)

- **a** ☐ Health (other than dental or vision)
- **b** ☐ Dental
- **c** ☐ Vision
- **d** ☐ Life insurance
- **e** ☐ Temporary disability (accident and sickness)
- **f** ☐ Long-term disability
- **g** ☐ Supplemental unemployment
- **h** ☐ Prescription drug
- **i** ☐ Stop loss (large deductible)
- **j** ☐ HMO contract
- **k** ☐ PPO contract
- **l** ☐ Indemnity contract
- **m** ☐ Other (specify) ▶

9 Experience-rated contracts:				
a Premiums: (1) Amount received	**9a(1)**			
(2) Increase (decrease) in amount due but unpaid	**9a(2)**			
(3) Increase (decrease) in unearned premium reserve	**9a(3)**			
(4) Earned (**(1)** + **(2)** - **(3)**)			**9a(4)**	
b Benefit charges (1) Claims paid	**9b(1)**			
(2) Increase (decrease) in claim reserves	**9b(2)**			
(3) Incurred claims (add **(1)** and **(2)**)			**9b(3)**	
(4) Claims charged			**9b(4)**	
c Remainder of premium: (1) Retention charges (on an accrual basis) --				
(A) Commissions	**9c(1)(A)**			
(B) Administrative service or other fees	**9c(1)(B)**			
(C) Other specific acquisition costs	**9c(1)(C)**			
(D) Other expenses	**9c(1)(D)**			
(E) Taxes	**9c(1)(E)**			
(F) Charges for risks or other contingencies	**9c(1)(F)**			
(G) Other retention charges	**9c(1)(G)**			
(H) Total retention			**9c(1)(H)**	
(2) Dividends or retroactive rate refunds. (These amounts were ☐ paid in cash, or ☐ credited.)			**9c(2)**	
d Status of policyholder reserves at end of year: (1) Amount held to provide benefits after retirement			**9d(1)**	
(2) Claim reserves			**9d(2)**	
(3) Other reserves			**9d(3)**	
e Dividends or retroactive rate refunds due. (Do not include amount entered in line **9c(2)**.)			**9e**	
10 Nonexperience-rated contracts:				
a Total premiums or subscription charges paid to carrier			**10a**	
b If the carrier, service, or other organization incurred any specific costs in connection with the acquisition or retention of the contract or policy, other than reported in Part I, line 2 above, report amount.			**10b**	

Specify nature of costs.

Part IV Provision of Information

11 Did the insurance company fail to provide any information necessary to complete Schedule A? ☐ Yes ☒ No

12 If the answer to line 11 is "Yes," specify the information not provided. ▶

SCHEDULE C (Form 5500)	Service Provider Information	OMB No. 1210-0110
Department of the Treasury Internal Revenue Service Department of Labor Employee Benefits Security Administration Pension Benefit Guaranty Corporation	This schedule is required to be filed under section 104 of the Employee Retirement Income Security Act of 1974 (ERISA). ▶ **File as an attachment to Form 5500.**	**2020** **This Form is Open to Public Inspection.**

For calendar plan year 2020 or fiscal plan year beginning 01/01/2020 and ending 12/31/2020

A Name of plan
HUNSAKER & ASSOCIATES IRVINE, INC. PROFIT SHARING PLAN

B Three-digit plan number (PN) ▶ 001

C Plan sponsor's name as shown on line 2a of Form 5500
HUNSAKER & ASSOCIATES IRVINE, INC.

D Employer Identification Number (EIN)
95-3123103

Part I Service Provider Information (see instructions)

You must complete this Part, in accordance with the instructions, to report the information required for **each person** who received, directly or indirectly, $5,000 or more in total compensation (i.e., money or anything else of monetary value) in connection with services rendered to the plan or the person's position with the plan during the plan year. If a person received **only** eligible indirect compensation for which the plan received the required disclosures, you are required to answer line 1 but are not required to include that person when completing the remainder of this Part.

1 Information on Persons Receiving Only Eligible Indirect Compensation

a Check "Yes" or "No" to indicate whether you are excluding a person from the remainder of this Part because they received only eligible indirect compensation for which the plan received the required disclosures (see instructions for definitions and conditions).. . . . . [X] Yes [ ] No

b If you answered line 1a "Yes," enter the name and EIN or address of each person providing the required disclosures for the service providers who received only eligible indirect compensation. Complete as many entries as needed (see instructions).

(b) Enter name and EIN or address of person who provided you disclosures on eligible indirect compensation

PRUDENTIAL RETIREMENT INSURANCE AND

06-1050034

(b) Enter name and EIN or address of person who provided you disclosures on eligible indirect compensation

(b) Enter name and EIN or address of person who provided you disclosures on eligible indirect compensation

(b) Enter name and EIN or address of person who provided you disclosures on eligible indirect compensation

(b) Enter name and EIN or address of person who provided you disclosures on eligible indirect compensation

(b) Enter name and EIN or address of person who provided you disclosures on eligible indirect compensation

(b) Enter name and EIN or address of person who provided you disclosures on eligible indirect compensation

(b) Enter name and EIN or address of person who provided you disclosures on eligible indirect compensation

(b) Enter name and EIN or address of person who provided you disclosures on eligible indirect compensation

(b) Enter name and EIN or address of person who provided you disclosures on eligible indirect compensation

(b) Enter name and EIN or address of person who provided you disclosures on eligible indirect compensation

(b) Enter name and EIN or address of person who provided you disclosures on eligible indirect compensation

2. Information on Other Service Providers Receiving Direct or Indirect Compensation. Except for those persons for whom you answered "Yes" to line 1a above, complete as many entries as needed to list each person receiving, directly or indirectly, $5,000 or more in total compensation (i.e., money or anything else of value) in connection with services rendered to the plan or their position with the plan during the plan year. (See instructions).

(a) Enter name and EIN or address (see instructions)

PRUDENTIAL RETIEMENT INSURANCE AND

06-1050034

(b) Service Code(s)	(c) Relationship to employer, employee organization, or person known to be a party-in-interest	(d) Enter direct compensation paid by the plan. If none, enter -0-.	(e) Did service provider receive indirect compensation? (sources other than plan or plan sponsor)	(f) Did indirect compensation include eligible indirect compensation, for which the plan received the required disclosures?	(g) Enter total indirect compensation received by service provider excluding eligible indirect compensation for which you answered "Yes" to element (f). If none, enter -0-.	(h) Did the service provider give you a formula instead of an amount or estimated amount?
13 15 37 50 64	NONE	52667	Yes [X] No [ ]	Yes [X] No [ ]	0	Yes [X] No [ ]

(a) Enter name and EIN or address (see instructions)

RESOURCES INVESTMENT ADVISORS INC

43-1451524

(b) Service Code(s)	(c) Relationship to employer, employee organization, or person known to be a party-in-interest	(d) Enter direct compensation paid by the plan. If none, enter -0-.	(e) Did service provider receive indirect compensation? (sources other than plan or plan sponsor)	(f) Did indirect compensation include eligible indirect compensation, for which the plan received the required disclosures?	(g) Enter total indirect compensation received by service provider excluding eligible indirect compensation for which you answered "Yes" to element (f). If none, enter -0-.	(h) Did the service provider give you a formula instead of an amount or estimated amount?
27	NONE	47750	Yes [ ] No [X]	Yes [ ] No [ ]		Yes [ ] No [ ]

(a) Enter name and EIN or address (see instructions)

WRIGHT FORD YOUNG & CO.

95-3288054

(b) Service Code(s)	(c) Relationship to employer, employee organization, or person known to be a party-in-interest	(d) Enter direct compensation paid by the plan. If none, enter -0-.	(e) Did service provider receive indirect compensation? (sources other than plan or plan sponsor)	(f) Did indirect compensation include eligible indirect compensation, for which the plan received the required disclosures?	(g) Enter total indirect compensation received by service provider excluding eligible indirect compensation for which you answered "Yes" to element (f). If none, enter -0-.	(h) Did the service provider give you a formula instead of an amount or estimated amount?
49	NONE	14000	Yes [ ] No [X]	Yes [ ] No [ ]		Yes [ ] No [ ]

2. Information on Other Service Providers Receiving Direct or Indirect Compensation. Except for those persons for whom you answered "Yes" to line 1a above, complete as many entries as needed to list each person receiving, directly or indirectly, $5,000 or more in total compensation (i.e., money or anything else of value) in connection with services rendered to the plan or their position with the plan during the plan year. (See instructions).

(a) Enter name and EIN or address (see instructions)

(b) Service Code(s)	**(c)** Relationship to employer, employee organization, or person known to be a party-in-interest	**(d)** Enter direct compensation paid by the plan. If none, enter -0-.	**(e)** Did service provider receive indirect compensation? (sources other than plan or plan sponsor)	**(f)** Did indirect compensation include eligible indirect compensation, for which the plan received the required disclosures?	**(g)** Enter total indirect compensation received by service provider excluding eligible indirect compensation for which you answered "Yes" to element (f). If none, enter -0-.	**(h)** Did the service provider give you a formula instead of an amount or estimated amount?
			Yes ☐ No ☐	Yes ☐ No ☐		Yes ☐ No ☐

(a) Enter name and EIN or address (see instructions)

(b) Service Code(s)	**(c)** Relationship to employer, employee organization, or person known to be a party-in-interest	**(d)** Enter direct compensation paid by the plan. If none, enter -0-.	**(e)** Did service provider receive indirect compensation? (sources other than plan or plan sponsor)	**(f)** Did indirect compensation include eligible indirect compensation, for which the plan received the required disclosures?	**(g)** Enter total indirect compensation received by service provider excluding eligible indirect compensation for which you answered "Yes" to element (f). If none, enter -0-.	**(h)** Did the service provider give you a formula instead of an amount or estimated amount?
			Yes ☐ No ☐	Yes ☐ No ☐		Yes ☐ No ☐

(a) Enter name and EIN or address (see instructions)

(b) Service Code(s)	**(c)** Relationship to employer, employee organization, or person known to be a party-in-interest	**(d)** Enter direct compensation paid by the plan. If none, enter -0-.	**(e)** Did service provider receive indirect compensation? (sources other than plan or plan sponsor)	**(f)** Did indirect compensation include eligible indirect compensation, for which the plan received the required disclosures?	**(g)** Enter total indirect compensation received by service provider excluding eligible indirect compensation for which you answered "Yes" to element (f). If none, enter -0-.	**(h)** Did the service provider give you a formula instead of an amount or estimated amount?
			Yes ☐ No ☐	Yes ☐ No ☐		Yes ☐ No ☐

Part I Service Provider Information (continued)

3. If you reported on line 2 receipt of indirect compensation, other than eligible indirect compensation, by a service provider, and the service provider is a fiduciary or provides contract administrator, consulting, custodial, investment advisory, investment management, broker, or recordkeeping services, answer the following questions for (a) each source from whom the service provider received $1,000 or more in indirect compensation and (b) each source for whom the service provider gave you a formula used to determine the indirect compensation instead of an amount or estimated amount of the indirect compensation. Complete as many entries as needed to report the required information for each source.

(a) Enter service provider name as it appears on line 2	**(b)** Service Codes (see instructions)	**(c)** Enter amount of indirect compensation
PRUDENTIAL INSURANCE COMPANY OF AME	15 60 64	0

(d) Enter name and EIN (address) of source of indirect compensation	**(e)** Describe the indirect compensation, including any formula used to determine the service provider's eligibility for or the amount of the indirect compensation.
PRUDENTIAL INVESTMENTS, LLC 22-3468527	22.000 BPS AND $0.00 PER PARTICIPANT INVESTED IN THE FUND FROM 1/1/2020 TO 12/31/2020 PGIM GLOBAL REAL ESTATE A

(a) Enter service provider name as it appears on line 2	**(b)** Service Codes (see instructions)	**(c)** Enter amount of indirect compensation
PRUDENTIAL INSURANCE COMPANY OF AME	15 60 64	0

(d) Enter name and EIN (address) of source of indirect compensation	**(e)** Describe the indirect compensation, including any formula used to determine the service provider's eligibility for or the amount of the indirect compensation.
PRUDENTIAL INVESTMENTS, LLC 22-3468527	22.000 BPS AND $0.00 PER PARTICIPANT INVESTED IN THE FUND FROM 1/1/2020 TO 12/31/2020 PGIM JENN NTRL RSRCS A

(a) Enter service provider name as it appears on line 2	**(b)** Service Codes (see instructions)	**(c)** Enter amount of indirect compensation
PRUDENTIAL INSURANCE COMPANY OF AME	15 60 64	0

(d) Enter name and EIN (address) of source of indirect compensation	**(e)** Describe the indirect compensation, including any formula used to determine the service provider's eligibility for or the amount of the indirect compensation.
PRUDENTIAL INVESTMENTS, LLC 22-3468527	22.000 BPS AND $0.00 PER PARTICIPANT INVESTED IN THE FUND FROM 1/1/2020 TO 12/31/2020 PGIM JENN NTRL RSRCS Z

Part I Service Provider Information (continued)

3. If you reported on line 2 receipt of indirect compensation, other than eligible indirect compensation, by a service provider, and the service provider is a fiduciary or provides contract administrator, consulting, custodial, investment advisory, investment management, broker, or recordkeeping services, answer the following questions for (a) each source from whom the service provider received $1,000 or more in indirect compensation and (b) each source for whom the service provider gave you a formula used to determine the indirect compensation instead of an amount or estimated amount of the indirect compensation. Complete as many entries as needed to report the required information for each source.

(a) Enter service provider name as it appears on line 2	**(b)** Service Codes (see instructions)	**(c)** Enter amount of indirect compensation
PRUDENTIAL INSURANCE COMPANY OF AME	15 60 64	0

(d) Enter name and EIN (address) of source of indirect compensation	**(e)** Describe the indirect compensation, including any formula used to determine the service provider's eligibility for or the amount of the indirect compensation.
PRUDENTIAL INVESTMENTS, LLC 22-3468527	22.000 BPS AND $0.00 PER PARTICIPANT INVESTED IN THE FUND FROM 1/1/2020 TO 12/31/2020 PGIM TOTAL RETURN BD Z

(a) Enter service provider name as it appears on line 2	**(b)** Service Codes (see instructions)	**(c)** Enter amount of indirect compensation

(d) Enter name and EIN (address) of source of indirect compensation	**(e)** Describe the indirect compensation, including any formula used to determine the service provider's eligibility for or the amount of the indirect compensation.

(a) Enter service provider name as it appears on line 2	**(b)** Service Codes (see instructions)	**(c)** Enter amount of indirect compensation

(d) Enter name and EIN (address) of source of indirect compensation	**(e)** Describe the indirect compensation, including any formula used to determine the service provider's eligibility for or the amount of the indirect compensation.

Part II Service Providers Who Fail or Refuse to Provide Information

4 Provide, to the extent possible, the following information for each service provider who failed or refused to provide the information necessary to complete this Schedule.

(a) Enter name and EIN or address of service provider (see instructions)	**(b)** Nature of Service Code(s)	**(c)** Describe the information that the service provider failed or refused to provide

(a) Enter name and EIN or address of service provider (see instructions)	**(b)** Nature of Service Code(s)	**(c)** Describe the information that the service provider failed or refused to provide

(a) Enter name and EIN or address of service provider (see instructions)	**(b)** Nature of Service Code(s)	**(c)** Describe the information that the service provider failed or refused to provide

(a) Enter name and EIN or address of service provider (see instructions)	**(b)** Nature of Service Code(s)	**(c)** Describe the information that the service provider failed or refused to provide

(a) Enter name and EIN or address of service provider (see instructions)	**(b)** Nature of Service Code(s)	**(c)** Describe the information that the service provider failed or refused to provide

(a) Enter name and EIN or address of service provider (see instructions)	**(b)** Nature of Service Code(s)	**(c)** Describe the information that the service provider failed or refused to provide

Part III	**Termination Information on Accountants and Enrolled Actuaries (see instructions)** (complete as many entries as needed)

a Name:

b EIN:

c Position:

d Address:

e Telephone:

Explanation:

a Name:

b EIN:

c Position:

d Address:

e Telephone:

Explanation:

a Name:

b EIN:

c Position:

d Address:

e Telephone:

Explanation:

a Name:

b EIN:

c Position:

d Address:

e Telephone:

Explanation:

a Name:

b EIN:

c Position:

d Address:

e Telephone:

Explanation:

SCHEDULE D (Form 5500)

Department of the Treasury
Internal Revenue Service

Department of Labor
Employee Benefits Security Administration

DFE/Participating Plan Information

This schedule is required to be filed under section 104 of the Employee Retirement Income Security Act of 1974 (ERISA).

▶ **File as an attachment to Form 5500.**

OMB No. 1210-0110

2020

This Form is Open to Public Inspection.

For calendar plan year 2020 or fiscal plan year beginning 01/01/2020 and ending 12/31/2020

A Name of plan
HUNSAKER & ASSOCIATES IRVINE, INC. PROFIT SHARING PLAN

B Three-digit plan number (PN) ▶ 001

C Plan or DFE sponsor's name as shown on line 2a of Form 5500
HUNSAKER & ASSOCIATES IRVINE, INC.

D Employer Identification Number (EIN)
95-3123103

Part I **Information on interests in MTIAs, CCTs, PSAs, and 103-12 IEs (to be completed by plans and DFEs)**
(Complete as many entries as needed to report all interests in DFEs)

a Name of MTIA, CCT, PSA, or 103-12 IE: PRU DAY ONE IFX TARG BAL

b Name of sponsor of entity listed in (a): PRUDENTIAL RETIREMENT INS.

c EIN-PN	**d** Entity code	**e** Dollar value of interest in MTIA, CCT, PSA, or 103-12 IE at end of year (see instructions)
06-1050034-697	P	1698625

a Name of MTIA, CCT, PSA, or 103-12 IE: SCV/VICTORY FUND

b Name of sponsor of entity listed in (a): PRUDENTIAL RETIREMENT INS.

c EIN-PN	**d** Entity code	**e** Dollar value of interest in MTIA, CCT, PSA, or 103-12 IE at end of year (see instructions)
06-1050034-701	P	1479987

a Name of MTIA, CCT, PSA, or 103-12 IE:

b Name of sponsor of entity listed in (a):

c EIN-PN	**d** Entity code	**e** Dollar value of interest in MTIA, CCT, PSA, or 103-12 IE at end of year (see instructions)

a Name of MTIA, CCT, PSA, or 103-12 IE:

b Name of sponsor of entity listed in (a):

c EIN-PN	**d** Entity code	**e** Dollar value of interest in MTIA, CCT, PSA, or 103-12 IE at end of year (see instructions)

a Name of MTIA, CCT, PSA, or 103-12 IE:

b Name of sponsor of entity listed in (a):

c EIN-PN	**d** Entity code	**e** Dollar value of interest in MTIA, CCT, PSA, or 103-12 IE at end of year (see instructions)

a Name of MTIA, CCT, PSA, or 103-12 IE:

b Name of sponsor of entity listed in (a):

c EIN-PN	**d** Entity code	**e** Dollar value of interest in MTIA, CCT, PSA, or 103-12 IE at end of year (see instructions)

a Name of MTIA, CCT, PSA, or 103-12 IE:

b Name of sponsor of entity listed in (a):

c EIN-PN	**d** Entity code	**e** Dollar value of interest in MTIA, CCT, PSA, or 103-12 IE at end of year (see instructions)

a Name of MTIA, CCT, PSA, or 103-12 IE:

b Name of sponsor of entity listed in (a):

c EIN-PN	**d** Entity code	**e** Dollar value of interest in MTIA, CCT, PSA, or 103-12 IE at end of year (see instructions)

a Name of MTIA, CCT, PSA, or 103-12 IE:

b Name of sponsor of entity listed in (a):

c EIN-PN	**d** Entity code	**e** Dollar value of interest in MTIA, CCT, PSA, or 103-12 IE at end of year (see instructions)

a Name of MTIA, CCT, PSA, or 103-12 IE:

b Name of sponsor of entity listed in (a):

c EIN-PN	**d** Entity code	**e** Dollar value of interest in MTIA, CCT, PSA, or 103-12 IE at end of year (see instructions)

a Name of MTIA, CCT, PSA, or 103-12 IE:

b Name of sponsor of entity listed in (a):

c EIN-PN	**d** Entity code	**e** Dollar value of interest in MTIA, CCT, PSA, or 103-12 IE at end of year (see instructions)

a Name of MTIA, CCT, PSA, or 103-12 IE:

b Name of sponsor of entity listed in (a):

c EIN-PN	**d** Entity code	**e** Dollar value of interest in MTIA, CCT, PSA, or 103-12 IE at end of year (see instructions)

a Name of MTIA, CCT, PSA, or 103-12 IE:

b Name of sponsor of entity listed in (a):

c EIN-PN	**d** Entity code	**e** Dollar value of interest in MTIA, CCT, PSA, or 103-12 IE at end of year (see instructions)

a Name of MTIA, CCT, PSA, or 103-12 IE:

b Name of sponsor of entity listed in (a):

c EIN-PN	**d** Entity code	**e** Dollar value of interest in MTIA, CCT, PSA, or 103-12 IE at end of year (see instructions)

a Name of MTIA, CCT, PSA, or 103-12 IE:

b Name of sponsor of entity listed in (a):

c EIN-PN	**d** Entity code	**e** Dollar value of interest in MTIA, CCT, PSA, or 103-12 IE at end of year (see instructions)

a Name of MTIA, CCT, PSA, or 103-12 IE:

b Name of sponsor of entity listed in (a):

c EIN-PN	**d** Entity code	**e** Dollar value of interest in MTIA, CCT, PSA, or 103-12 IE at end of year (see instructions)

a Name of MTIA, CCT, PSA, or 103-12 IE:

b Name of sponsor of entity listed in (a):

c EIN-PN	**d** Entity code	**e** Dollar value of interest in MTIA, CCT, PSA, or 103-12 IE at end of year (see instructions)

a Name of MTIA, CCT, PSA, or 103-12 IE:

b Name of sponsor of entity listed in (a):

c EIN-PN	**d** Entity code	**e** Dollar value of interest in MTIA, CCT, PSA, or 103-12 IE at end of year (see instructions)

Part II **Information on Participating Plans (to be completed by DFEs)**
(Complete as many entries as needed to report all participating plans)

a Plan name	
b Name of plan sponsor	**c** EIN-PN
a Plan name	
b Name of plan sponsor	**c** EIN-PN
a Plan name	
b Name of plan sponsor	**c** EIN-PN
a Plan name	
b Name of plan sponsor	**c** EIN-PN
a Plan name	
b Name of plan sponsor	**c** EIN-PN
a Plan name	
b Name of plan sponsor	**c** EIN-PN
a Plan name	
b Name of plan sponsor	**c** EIN-PN
a Plan name	
b Name of plan sponsor	**c** EIN-PN
a Plan name	
b Name of plan sponsor	**c** EIN-PN
a Plan name	
b Name of plan sponsor	**c** EIN-PN
a Plan name	
b Name of plan sponsor	**c** EIN-PN
a Plan name	
b Name of plan sponsor	**c** EIN-PN
a Plan name	
b Name of plan sponsor	**c** EIN-PN

SCHEDULE H (Form 5500)

Department of the Treasury
Internal Revenue Service

Department of Labor
Employee Benefits Security Administration

Pension Benefit Guaranty Corporation

Financial Information

This schedule is required to be filed under section 104 of the Employee Retirement Income Security Act of 1974 (ERISA), and section 6058(a) of the Internal Revenue Code (the Code).

▶ **File as an attachment to Form 5500.**

OMB No. 1210-0110

2020

This Form is Open to Public Inspection

For calendar plan year 2020 or fiscal plan year beginning 01/01/2020 and ending 12/31/2020

A Name of plan
HUNSAKER & ASSOCIATES IRVINE, INC. PROFIT SHARING PLAN

B Three-digit plan number (PN) ▶ 001

C Plan sponsor's name as shown on line 2a of Form 5500
HUNSAKER & ASSOCIATES IRVINE, INC.

D Employer Identification Number (EIN)
95-3123103

Part I Asset and Liability Statement

1 Current value of plan assets and liabilities at the beginning and end of the plan year. Combine the value of plan assets held in more than one trust. Report the value of the plan's interest in a commingled fund containing the assets of more than one plan on a line-by-line basis unless the value is reportable on lines 1c(9) through 1c(14). Do not enter the value of that portion of an insurance contract which guarantees, during this plan year, to pay a specific dollar benefit at a future date. **Round off amounts to the nearest dollar.** MTIAs, CCTs, PSAs, and 103-12 IEs do not complete lines 1b(1), 1b(2), 1c(8), 1g, 1h, and 1i. CCTs, PSAs, and 103-12 IEs also do not complete lines 1d and 1e. See instructions.

Assets		(a) Beginning of Year	(b) End of Year
a Total noninterest-bearing cash	1a		
b Receivables (less allowance for doubtful accounts):			
(1) Employer contributions	1b(1)		
(2) Participant contributions	1b(2)		
(3) Other	1b(3)		
c General investments:			
(1) Interest-bearing cash (include money market accounts & certificates of deposit)	1c(1)		
(2) U.S. Government securities	1c(2)		
(3) Corporate debt instruments (other than employer securities):			
(A) Preferred	1c(3)(A)		
(B) All other	1c(3)(B)		
(4) Corporate stocks (other than employer securities):			
(A) Preferred	1c(4)(A)		
(B) Common	1c(4)(B)		
(5) Partnership/joint venture interests	1c(5)		
(6) Real estate (other than employer real property)	1c(6)		
(7) Loans (other than to participants)	1c(7)		
(8) Participant loans	1c(8)	787162	953899
(9) Value of interest in common/collective trusts	1c(9)		
(10) Value of interest in pooled separate accounts	1c(10)	1214103	3178612
(11) Value of interest in master trust investment accounts	1c(11)		
(12) Value of interest in 103-12 investment entities	1c(12)		
(13) Value of interest in registered investment companies (e.g., mutual funds)	1c(13)	40016027	38302798
(14) Value of funds held in insurance company general account (unallocated contracts)	1c(14)	9424843	11546503
(15) Other	1c(15)		

			(a) Beginning of Year	**(b)** End of Year
1d	Employer-related investments:			
	(1) Employer securities	1d(1)		
	(2) Employer real property	1d(2)		
e	Buildings and other property used in plan operation	1e		
f	Total assets (add all amounts in lines 1a through 1e)	1f	51442135	53981812
	Liabilities			
g	Benefit claims payable	1g		
h	Operating payables	1h		
i	Acquisition indebtedness	1i		
j	Other liabilities	1j		
k	Total liabilities (add all amounts in lines 1g through1j)	1k	0	0
	Net Assets			
l	Net assets (subtract line 1k from line 1f)	1l	51442135	53981812

Part II Income and Expense Statement

2 Plan income, expenses, and changes in net assets for the year. Include all income and expenses of the plan, including any trust(s) or separately maintained fund(s) and any payments/receipts to/from insurance carriers. Round off amounts to the nearest dollar. MTIAs, CCTs, PSAs, and 103-12 IEs do not complete lines 2a, 2b(1)(E), 2e, 2f, and 2g.

	Income		**(a)** Amount	**(b)** Total
a	**Contributions:**			
	(1) Received or receivable in cash from: **(A)** Employers	2a(1)(A)	452321	
	(B) Participants	2a(1)(B)	1884647	
	(C) Others (including rollovers)	2a(1)(C)	5035	
	(2) Noncash contributions	2a(2)		
	(3) Total contributions. Add lines **2a(1)(A), (B), (C),** and line **2a(2)**	2a(3)		2342003
b	**Earnings on investments:**			
	(1) Interest:			
	(A) Interest-bearing cash (including money market accounts and certificates of deposit)	2b(1)(A)		
	(B) U.S. Government securities	2b(1)(B)		
	(C) Corporate debt instruments	2b(1)(C)		
	(D) Loans (other than to participants)	2b(1)(D)		
	(E) Participant loans	2b(1)(E)	50284	
	(F) Other	2b(1)(F)	241677	
	(G) Total interest. Add lines **2b(1)(A)** through **(F)**	2b(1)(G)		291961
	(2) Dividends: **(A)** Preferred stock	2b(2)(A)		
	(B) Common stock	2b(2)(B)		
	(C) Registered investment company shares (e.g. mutual funds)	2b(2)(C)	592775	
	(D) Total dividends. Add lines **2b(2)(A)**, **(B)**, and **(C)**	2b(2)(D)		592775
	(3) Rents	2b(3)		
	(4) Net gain (loss) on sale of assets: **(A)** Aggregate proceeds	2b(4)(A)		
	(B) Aggregate carrying amount (see instructions)	2b(4)(B)		
	(C) Subtract line **2b(4)(B)** from line **2b(4)(A)** and enter result	2b(4)(C)		0
	(5) Unrealized appreciation (depreciation) of assets: **(A)** Real estate	2b(5)(A)		
	(B) Other	2b(5)(B)		
	(C) Total unrealized appreciation of assets. Add lines **2b(5)(A)** and **(B)**	2b(5)(C)		0

		(a) Amount	(b) Total
(6) Net investment gain (loss) from common/collective trusts	2b(6)		
(7) Net investment gain (loss) from pooled separate accounts	2b(7)		288064
(8) Net investment gain (loss) from master trust investment accounts	2b(8)		
(9) Net investment gain (loss) from 103-12 investment entities	2b(9)		
(10) Net investment gain (loss) from registered investment companies (e.g., mutual funds)	2b(10)		3898910
c Other income	2c		-64230
d Total income. Add all **income** amounts in column (b) and enter total	2d		7349483
Expenses			
e Benefit payment and payments to provide benefits:			
(1) Directly to participants or beneficiaries, including direct rollovers	2e(1)	4686724	
(2) To insurance carriers for the provision of benefits	2e(2)		
(3) Other	2e(3)		
(4) Total benefit payments. Add lines **2e(1)** through **(3)**	2e(4)		4686724
f Corrective distributions (see instructions)	2f		22466
g Certain deemed distributions of participant loans (see instructions)	2g		
h Interest expense	2h		
i Administrative expenses: **(1)** Professional fees	2i(1)		
(2) Contract administrator fees	2i(2)		
(3) Investment advisory and management fees	2i(3)		
(4) Other	2i(4)	100616	
(5) Total administrative expenses. Add lines **2i(1)** through **(4)**	2i(5)		100616
j Total expenses. Add all **expense** amounts in column (b) and enter total	2j		4809806
Net Income and Reconciliation			
k Net income (loss). Subtract line **2j** from line **2d**	2k		2539677
l Transfers of assets:			
(1) To this plan	2l(1)		
(2) From this plan	2l(2)		

Part III Accountant's Opinion

3 Complete lines 3a through 3c if the opinion of an independent qualified public accountant is attached to this Form 5500. Complete line 3d if an opinion is not attached.

a The attached opinion of an independent qualified public accountant for this plan is (see instructions):

(1) [ ] Unmodified **(2)** [ ] Qualified **(3)** [X] Disclaimer **(4)** [ ] Adverse

b Check the appropriate box(es) to indicate whether the IQPA performed an ERISA section 103(a)(3)(C) audit. Check both boxes (1) and (2) if the audit was performed pursuant to both 29 CFR 2520.103-8 and 29 CFR 2520.103-12(d). Check box (3) if pursuant to neither.

(1) [X] DOL Regulation 2520.103-8 **(2)** [ ] DOL Regulation 2520.103-12(d) **(3)** [ ] neither DOL Regulation 2520.103-8 nor DOL Regulation 2520.103-12(d).

c Enter the name and EIN of the accountant (or accounting firm) below:

(1) Name: WRIGHT FORD YOUNG & CO **(2)** EIN: 95-3288054

d The opinion of an independent qualified public accountant is **not attached** because:

(1) [ ] This form is filed for a CCT, PSA, or MTIA. **(2)** [ ] It will be attached to the next Form 5500 pursuant to 29 CFR 2520.104-50.

Part IV Compliance Questions

4 CCTs and PSAs do not complete Part IV. MTIAs, 103-12 IEs, and GIAs do not complete lines 4a, 4e, 4f, 4g, 4h, 4k, 4m, 4n, or 5. 103-12 IEs also do not complete lines 4j and 4l. MTIAs also do not complete line 4l.

During the plan year:

		Yes	No	Amount
a Was there a failure to transmit to the plan any participant contributions within the time period described in 29 CFR 2510.3-102? Continue to answer "Yes" for any prior year failures until fully corrected. (See instructions and DOL's Voluntary Fiduciary Correction Program.)	4a		X	

			Yes	No	Amount
b	Were any loans by the plan or fixed income obligations due the plan in default as of the close of the plan year or classified during the year as uncollectible? Disregard participant loans secured by participant's account balance. (Attach Schedule G (Form 5500) Part I if "Yes" is checked.)	**4b**		X	
c	Were any leases to which the plan was a party in default or classified during the year as uncollectible? (Attach Schedule G (Form 5500) Part II if "Yes" is checked.)	**4c**		X	
d	Were there any nonexempt transactions with any party-in-interest? (Do not include transactions reported on line 4a. Attach Schedule G (Form 5500) Part III if "Yes" is checked.)	**4d**		X	
e	Was this plan covered by a fidelity bond?	**4e**	X		500000
f	Did the plan have a loss, whether or not reimbursed by the plan's fidelity bond, that was caused by fraud or dishonesty?	**4f**		X	
g	Did the plan hold any assets whose current value was neither readily determinable on an established market nor set by an independent third party appraiser?	**4g**		X	
h	Did the plan receive any noncash contributions whose value was neither readily determinable on an established market nor set by an independent third party appraiser?	**4h**		X	
i	Did the plan have assets held for investment? (Attach schedule(s) of assets if "Yes" is checked, and see instructions for format requirements.)	**4i**	X		
j	Were any plan transactions or series of transactions in excess of 5% of the current value of plan assets? (Attach schedule of transactions if "Yes" is checked and see instructions for format requirements.)	**4j**		X	
k	Were all the plan assets either distributed to participants or beneficiaries, transferred to another plan, or brought under the control of the PBGC?	**4k**		X	
l	Has the plan failed to provide any benefit when due under the plan?	**4l**		X	
m	If this is an individual account plan, was there a blackout period? (See instructions and 29 CFR 2520.101-3.)	**4m**		X	
n	If 4m was answered "Yes," check the "Yes" box if you either provided the required notice or one of the exceptions to providing the notice applied under 29 CFR 2520.101-3	**4n**			

5a Has a resolution to terminate the plan been adopted during the plan year or any prior plan year? ☐ Yes ☒ No

If "Yes," enter the amount of any plan assets that reverted to the employer this year _____.

5b If, during this plan year, any assets or liabilities were transferred from this plan to another plan(s), identify the plan(s) to which assets or liabilities were transferred. (See instructions.)

5b(1) Name of plan(s)	**5b(2)** EIN(s)	**5b(3)** PN(s)

5c Was the plan a defined benefit plan covered under the PBGC insurance program at any time during this plan year? (See ERISA section 4021 and instructions.) ☐ Yes ☐ No ☐ Not determined

If "Yes" is checked, enter the My PAA confirmation number from the PBGC premium filing for this plan year _____.

SCHEDULE R (Form 5500)

Department of the Treasury
Internal Revenue Service

Department of Labor
Employee Benefits Security Administration

Pension Benefit Guaranty Corporation

Retirement Plan Information

This schedule is required to be filed under sections 104 and 4065 of the Employee Retirement Income Security Act of 1974 (ERISA) and section 6058(a) of the Internal Revenue Code (the Code).

▶ **File as an attachment to Form 5500.**

OMB No. 1210-0110

2020

This Form is Open to Public Inspection.

For calendar plan year 2020 or fiscal plan year beginning 01/01/2020 and ending 12/31/2020

A Name of plan
HUNSAKER & ASSOCIATES IRVINE, INC. PROFIT SHARING PLAN

B Three-digit plan number (PN) ▶ 001

C Plan sponsor's name as shown on line 2a of Form 5500
HUNSAKER & ASSOCIATES IRVINE, INC.

D Employer Identification Number (EIN)
95-3123103

Part I Distributions

All references to distributions relate only to payments of benefits during the plan year.

1 Total value of distributions paid in property other than in cash or the forms of property specified in the instructions **1** 0

2 Enter the EIN(s) of payor(s) who paid benefits on behalf of the plan to participants or beneficiaries during the year (if more than two, enter EINs of the two payors who paid the greatest dollar amounts of benefits):

EIN(s): 22-1211670

Profit-sharing plans, ESOPs, and stock bonus plans, skip line 3.

3 Number of participants (living or deceased) whose benefits were distributed in a single sum, during the plan year **3**

Part II Funding Information (If the plan is not subject to the minimum funding requirements of section 412 of the Internal Revenue Code or ERISA section 302, skip this Part.)

4 Is the plan administrator making an election under Code section 412(d)(2) or ERISA section 302(d)(2)? ..... ☐ **Yes** ☐ **No** ☐ **N/A**

If the plan is a defined benefit plan, go to line 8.

5 If a waiver of the minimum funding standard for a prior year is being amortized in this plan year, see instructions and enter the date of the ruling letter granting the waiver. **Date:** Month _____ Day _____ Year _____

If you completed line 5, complete lines 3, 9, and 10 of Schedule MB and do not complete the remainder of this schedule.

6 **a** Enter the minimum required contribution for this plan year (include any prior year accumulated funding deficiency not waived) **6a**

b Enter the amount contributed by the employer to the plan for this plan year **6b**

c Subtract the amount in line 6b from the amount in line 6a. Enter the result (enter a minus sign to the left of a negative amount) **6c**

If you completed line 6c, skip lines 8 and 9.

7 Will the minimum funding amount reported on line 6c be met by the funding deadline? ..... ☐ **Yes** ☐ **No** ☐ **N/A**

8 If a change in actuarial cost method was made for this plan year pursuant to a revenue procedure or other authority providing automatic approval for the change or a class ruling letter, does the plan sponsor or plan administrator agree with the change? ..... ☐ **Yes** ☐ **No** ☐ **N/A**

Part III Amendments

9 If this is a defined benefit pension plan, were any amendments adopted during this plan year that increased or decreased the value of benefits? If yes, check the appropriate box. If no, check the "No" box. ..... ☐ **Increase** ☐ **Decrease** ☐ **Both** ☐ **No**

Part IV ESOPs (see instructions). If this is not a plan described under section 409(a) or 4975(e)(7) of the Internal Revenue Code, skip this Part.

10 Were unallocated employer securities or proceeds from the sale of unallocated securities used to repay any exempt loan? ..... ☐ **Yes** ☐ **No**

11 **a** Does the ESOP hold any preferred stock? ..... ☐ **Yes** ☐ **No**

b If the ESOP has an outstanding exempt loan with the employer as lender, is such loan part of a "back-to-back" loan? (See instructions for definition of "back-to-back" loan.) ..... ☐ **Yes** ☐ **No**

12 Does the ESOP hold any stock that is not readily tradable on an established securities market? ..... ☐ **Yes** ☐ **No**

Part V Additional Information for Multiemployer Defined Benefit Pension Plans

13 Enter the following information for each employer that contributed more than 5% of total contributions to the plan during the plan year (measured in dollars). See instructions. *Complete as many entries as needed to report all applicable employers.*

a Name of contributing employer

b EIN **c** Dollar amount contributed by employer

d Date collective bargaining agreement expires *(If employer contributes under more than one collective bargaining agreement, check box* ☐ *and see instructions regarding required attachment. Otherwise, enter the applicable date.)* Month _____ Day _____ Year _____

e Contribution rate information *(If more than one rate applies, check this box* ☐ *and see instructions regarding required attachment. Otherwise, complete lines 13e(1) and 13e(2).)*
(1) Contribution rate (in dollars and cents) _____
(2) Base unit measure: ☐ Hourly ☐ Weekly ☐ Unit of production ☐ Other (specify):

---

a Name of contributing employer

b EIN **c** Dollar amount contributed by employer

d Date collective bargaining agreement expires *(If employer contributes under more than one collective bargaining agreement, check box* ☐ *and see instructions regarding required attachment. Otherwise, enter the applicable date.)* Month _____ Day _____ Year _____

e Contribution rate information *(If more than one rate applies, check this box* ☐ *and see instructions regarding required attachment. Otherwise, complete lines 13e(1) and 13e(2).)*
(1) Contribution rate (in dollars and cents) _____
(2) Base unit measure: ☐ Hourly ☐ Weekly ☐ Unit of production ☐ Other (specify): _____

---

a Name of contributing employer

b EIN **c** Dollar amount contributed by employer

d Date collective bargaining agreement expires *(If employer contributes under more than one collective bargaining agreement, check box* ☐ *and see instructions regarding required attachment. Otherwise, enter the applicable date.)* Month _____ Day _____ Year _____

e Contribution rate information *(If more than one rate applies, check this box* ☐ *and see instructions regarding required attachment. Otherwise, complete lines 13e(1) and 13e(2).)*
(1) Contribution rate (in dollars and cents) _____
(2) Base unit measure: ☐ Hourly ☐ Weekly ☐ Unit of production ☐ Other (specify): _____

---

a Name of contributing employer

b EIN **c** Dollar amount contributed by employer

d Date collective bargaining agreement expires *(If employer contributes under more than one collective bargaining agreement, check box* ☐ *and see instructions regarding required attachment. Otherwise, enter the applicable date.)* Month _____ Day _____ Year _____

e Contribution rate information *(If more than one rate applies, check this box* ☐ *and see instructions regarding required attachment. Otherwise, complete lines 13e(1) and 13e(2).)*
(1) Contribution rate (in dollars and cents) _____
(2) Base unit measure: ☐ Hourly ☐ Weekly ☐ Unit of production ☐ Other (specify): _____

---

a Name of contributing employer

b EIN **c** Dollar amount contributed by employer

d Date collective bargaining agreement expires *(If employer contributes under more than one collective bargaining agreement, check box* ☐ *and see instructions regarding required attachment. Otherwise, enter the applicable date.)* Month _____ Day _____ Year _____

e Contribution rate information *(If more than one rate applies, check this box* ☐ *and see instructions regarding required attachment. Otherwise, complete lines 13e(1) and 13e(2).)*
(1) Contribution rate (in dollars and cents) _____
(2) Base unit measure: ☐ Hourly ☐ Weekly ☐ Unit of production ☐ Other (specify): _____

---

a Name of contributing employer

b EIN **c** Dollar amount contributed by employer

d Date collective bargaining agreement expires *(If employer contributes under more than one collective bargaining agreement, check box* ☐ *and see instructions regarding required attachment. Otherwise, enter the applicable date.)* Month _____ Day _____ Year _____

e Contribution rate information *(If more than one rate applies, check this box* ☐ *and see instructions regarding required attachment. Otherwise, complete lines 13e(1) and 13e(2).)*
(1) Contribution rate (in dollars and cents) _____
(2) Base unit measure: ☐ Hourly ☐ Weekly ☐ Unit of production ☐ Other (specify): _____

14 Enter the number of deferred vested and retired participants (inactive participants), as of the beginning of the plan year, whose contributing employer is no longer making contributions to the plan for:

a The current plan year. Check the box to indicate the counting method used to determine the number of inactive participants: ☐ last contributing employer ☐ alternative ☐ reasonable approximation (see instructions for required attachment)	**14a**	
b The plan year immediately preceding the current plan year. ☐ Check the box if the number reported is a change from what was previously reported (see instructions for required attachment)	**14b**	
c The second preceding plan year. ☐ Check the box if the number reported is a change from what was previously reported (see instructions for required attachment)	**14c**	

15 Enter the ratio of the number of participants under the plan on whose behalf no employer had an obligation to make an employer contribution during the current plan year to:

a The corresponding number for the plan year immediately preceding the current plan year	**15a**	
b The corresponding number for the second preceding plan year	**15b**	

16 Information with respect to any employers who withdrew from the plan during the preceding plan year:

a Enter the number of employers who withdrew during the preceding plan year	**16a**	
b If line 16a is greater than 0, enter the aggregate amount of withdrawal liability assessed or estimated to be assessed against such withdrawn employers	**16b**	

17 If assets and liabilities from another plan have been transferred to or merged with this plan during the plan year, check box and see instructions regarding supplemental information to be included as an attachment. ☐

Part VI Additional Information for Single-Employer and Multiemployer Defined Benefit Pension Plans

18 If any liabilities to participants or their beneficiaries under the plan as of the end of the plan year consist (in whole or in part) of liabilities to such participants and beneficiaries under two or more pension plans as of immediately before such plan year, check box and see instructions regarding supplemental information to be included as an attachment. ☐

19 If the total number of participants is 1,000 or more, complete lines (a) through (c)

a Enter the percentage of plan assets held as:
Stock: _____% Investment-Grade Debt: _____% High-Yield Debt: _____% Real Estate: _____% Other: _____%

b Provide the average duration of the combined investment-grade and high-yield debt:
☐ 0-3 years ☐ 3-6 years ☐ 6-9 years ☐ 9-12 years ☐ 12-15 years ☐ 15-18 years ☐ 18-21 years ☐ 21 years or more

c What duration measure was used to calculate line 19(b)?
☐ Effective duration ☐ Macaulay duration ☐ Modified duration ☐ Other (specify):

20 **PBGC missed contribution reporting requirements.** If this is a multiemployer plan or a single-employer plan that is not covered by PBGC, skip line 20.

a Is the amount of unpaid minimum required contributions for all years from Schedule SB (Form 5500) line 40 greater than zero? ☐ Yes ☐ No

b If line 20a is "Yes," has PBGC been notified as required by ERISA sections 4043(c)(5) and/or 303(k)(4)? Check the applicable box:

☐ Yes.

☐ No. Reporting was waived under 29 CFR 4043.25(c)(2) because contributions equal to or exceeding the unpaid minimum required contribution were made by the 30th day after the due date.

☐ No. The 30-day period referenced in 29 CFR 4043.25(c)(2) has not yet ended, and the sponsor intends to make a contribution equal to or exceeding the unpaid minimum required contribution by the 30th day after the due date.

☐ No. Other. Provide explanation_____

HUNSAKER & ASSOCIATES IRVINE, INC.
PROFIT SHARING PLAN

FINANCIAL STATEMENTS

DECEMBER 31, 2020 AND 2019

HUNSAKER & ASSOCIATES IRVINE, INC.
PROFIT SHARING PLAN

INDEX TO FINANCIAL STATEMENTS AND SUPPLEMENTAL SCHEDULE

DECEMBER 31, 2020 AND 2019

Independent Auditor's Report ..... 1 - 2

Financial Statements:

Statements of Net Assets Available for Benefits
as of December 31, 2020 and 2019 3

Statements of Changes in Net Assets Available for Benefits
for the years ended December 31, 2020 and 2019 4

Notes to the Financial Statements ..... 5 - 14

Supplemental Schedule:

Schedule H, Line 4i - Schedule of Assets (Held at End of Year) 15

Wright Ford Young & Co.
Certified Public Accountants and Consultants, Inc.

INDEPENDENT AUDITOR'S REPORT

To the Participants and Administrator of the
Hunsaker & Associates Irvine, Inc. Profit Sharing Plan:

Report on the Financial Statements

We were engaged to audit the accompanying financial statements of the Hunsaker & Associates Irvine, Inc. Profit Sharing Plan (the Plan), which comprise the statements of net assets available for benefits as of December 31, 2020 and 2019, the related statements of changes in net assets available for benefits for the years then ended, and the related notes to the financial statements.

Management's Responsibility for the Financial Statements

Management is responsible for the preparation and fair presentation of these financial statements in accordance with accounting principles generally accepted in the United States of America; this includes the design, implementation, and maintenance of internal control relevant to the preparation and fair presentation of financial statements that are free from material misstatement, whether due to fraud or error.

Auditor's Responsibility

Our responsibility is to express an opinion on these financial statements based on conducting the audits in accordance with auditing standards generally accepted in the United States of America. Because of the matter described in the Basis for Disclaimer of Opinion paragraph, however, we were not able to obtain sufficient appropriate audit evidence to provide a basis for an audit opinion.

Basis for Disclaimer of Opinion

As permitted by 29 CFR 2520.103-8 of the Department of Labor's (DOL) Rules and Regulations for Reporting and Disclosure under the Employee Retirement Income Security Act of 1974 (ERISA), the plan administrator instructed us not to perform, and we did not perform, any auditing procedures with respect to the information summarized in Note 4, which was certified by Prudential Retirement Insurance and Annuity Company and Prudential Bank & Trust, F.S.B., collectively the custodians of the Plan, except for comparing such information with the related information included in the financial statements. We have been informed by the plan administrator that the custodians hold the Plan's investment assets and execute investment transactions. The plan administrator has obtained certifications from the custodians as of and for the years ended December 31, 2020 and 2019, that the information provided to the plan administrator by the custodians is complete and accurate.

16140 Sand Canyon Avenue • Irvine, California 92618 • (949) 910-CPAS (2727) • Fax (949) 910-2728

Disclaimer of Opinion

Because of the significance of the matter described in the Basis for Disclaimer of Opinion paragraph, we have not been able to obtain sufficient, appropriate audit evidence to provide a basis for an audit opinion. Accordingly, we do not express an opinion on these financial statements.

Other Matter – Supplemental Schedule

The supplemental schedule, Schedule H, Line 4i – Schedule of Assets (Held at End of Year) as of December 31, 2020, is required by the DOL's Rules and Regulations for Reporting and Disclosure under ERISA and is presented for the purpose of additional analysis and is not a required part of the financial statements. Because of the significance of the matter described in the Basis for Disclaimer of Opinion paragraph, we do not express an opinion on this supplemental schedule.

Report on Form and Content in Compliance With DOL Rules and Regulations

The form and content of the information included in the financial statements and supplemental schedule, other than that derived from the information certified by the custodians, have been audited by us in accordance with auditing standards generally accepted in the United States of America and, in our opinion, are presented in compliance with the DOL's Rules and Regulations for Reporting and Disclosure under ERISA.



WRIGHT FORD YOUNG & CO.
Irvine, California
October 15, 2021

HUNSAKER & ASSOCIATES IRVINE, INC. PROFIT SHARING PLAN

STATEMENTS OF NET ASSETS AVAILABLE FOR BENEFITS

DECEMBER 31, 2020 AND 2019

	2020	2019
ASSETS:		
Investments:		
Registered investment companies, at fair value	$ 38,302,798	$ 40,016,027
Pooled separate accounts, at fair value	3,178,612	1,214,103
Guaranteed investment contract, at contract value	11,546,503	9,424,843
Total investments	53,027,913	50,654,973
Receivables:		
Employer contributions	250,385	396,685
Notes receivable from participants	953,899	787,162
Total receivables	1,204,284	1,183,847
Total assets	54,232,197	51,838,820
LIABILITIES:		
Corrective distributions payable	-	22,466
NET ASSETS AVAILABLE FOR BENEFITS	$ 54,232,197	$ 51,816,354

See accompanying independent auditor's report and notes to the financial statements.

HUNSAKER & ASSOCIATES IRVINE, INC. PROFIT SHARING PLAN

STATEMENTS OF CHANGES IN NET ASSETS AVAILABLE FOR BENEFITS

FOR THE YEARS ENDED DECEMBER 31, 2020 AND 2019

	2020	2019
Additions to net assets attributed to:		
Investment earnings:		
Net appreciation in fair value of investments	$ 4,186,974	$ 7,396,639
Interest income	241,677	217,274
Dividend income	592,775	981,456
Other income - plan expense reimbursement arrangement	99,619	105,836
Total investment earnings	5,121,045	8,701,205
Interest income on notes receivable from participants	50,284	39,991
Contributions:		
Participant	1,884,647	1,994,666
Employer	306,021	631,153
Rollovers	5,035	65,841
Total contributions	2,195,703	2,691,660
Total additions	7,367,032	11,432,856
Deductions from net assets attributed to:		
Benefits paid to participants	4,686,724	2,266,987
Plan fees and administrative expenses	264,465	241,155
Total deductions	4,951,189	2,508,142
NET INCREASE	2,415,843	8,924,714
NET ASSETS AVAILABLE FOR BENEFITS, beginning of year	51,816,354	42,891,640
NET ASSETS AVAILABLE FOR BENEFITS, end of year	$ 54,232,197	$ 51,816,354

See accompanying independent auditor's report and notes to the financial statements.

HUNSAKER & ASSOCIATES IRVINE, INC. PROFIT SHARING PLAN

NOTES TO THE FINANCIAL STATEMENTS

DECEMBER 31, 2020 AND 2019

1. DESCRIPTION OF PLAN

The following description of the Hunsaker & Associates Irvine, Inc. Profit Sharing Plan (the Plan) provides only general information. Participants should refer to the plan agreement for a more complete description of the Plan's provisions.

General

The Plan is a defined contribution plan covering substantially all employees of Hunsaker & Associates Irvine, Inc. (the Company). The Plan is subject to the provisions of the Employee Retirement Income Security Act of 1974 (ERISA), as amended. Employees are eligible to participate in the Plan on the first day of the calendar quarter following the completion of six months of service.

Administration

The Plan is administered by the Company and the Retirement Plan Committee.

Contributions

Participants are auto-enrolled at a 2% deferral rate with an automatic annual deferral escalation of 1% per year up to a maximum of 10%. Automatic escalations occur on the payroll processed on or after August 1 of every year. Participants may elect to opt-out or contribute an amount up to 100% of eligible pre-tax or post-tax compensation, not to exceed the limits of the Internal Revenue Code (IRC). Participants direct the investment of their contributions into various investment options offered by the Plan. Participants may also contribute amounts representing distributions from other qualified defined benefit or defined contribution plans.

The Plan allows for discretionary matching contributions as determined each year by the Company. From January 1, 2020 through March 25, 2020, the Company matched 25% of the participant's deferral, up to the first 5% of compensation. In addition to matching contributions, each year the Company may make a discretionary profit sharing contribution to the Plan for substantially all non-union employees, in an amount subjectively determined by the Company. To receive an allocation of the discretionary profit sharing contribution, eligible participants must have worked at least 1,000 hours and be employed on the last day of the Plan year. Profit sharing contributions are allocated using a two-tiered permitted disparity formula. For each of the years ended December 31, 2020 and 2019, the Company made profit sharing contributions for eligible participants of $250,000 and $350,000, respectively.

1. DESCRIPTION OF PLAN – (Continued)

Participant Accounts

Each participant's account is credited with the participant's contributions, employer matching contributions, and allocations of the Company's discretionary profit sharing contributions, forfeitures of terminated participants' non-vested profit sharing accounts (if any) and Plan earnings. Participants are charged with an allocation of administrative expenses that are paid by the Plan. Allocations are based on the participant's eligible compensation, participant contributions, investment elections, specific participant transactions and/or account balances, as defined. The benefit to which a participant is entitled is the benefit that can be provided from the participant's vested account.

Payment of Benefits

On termination of service due to death, disability, retirement or other reasons, a participant may elect to receive a lump-sum amount equal to the value of the participant's vested interest in his or her account or an annuity. Participants may also elect to rollover their account to another tax deferred account or remain in the Plan until they are legally required to begin taking distributions. All vested account balances not exceeding $1,000 may be immediately distributed in a lump-sum payment. All vested account balances exceeding $1,000, but not exceeding $5,000, may be rolled into an Individual Retirement Account. With the plan administrator's approval, participants may withdraw all or part of their aggregate contributions in the event of financial hardship.

Vesting

Participants are immediately vested in their contributions and employer matching contributions plus actual earnings thereon. The Company's discretionary profit sharing contributions, plus actual earnings thereon, become 20% vested every year following two full years of service until 100% vested after six (6) years of service, attaining normal retirement age, death or disability.

Forfeitures

The unvested portion of a terminated participant's profit sharing account will be forfeited and used to pay Plan expenses or be re-allocated amongst eligible participants during the Plan year. During the years ended December 31, 2020 and 2019, forfeitures of $0 and $9,511, respectively, were re-allocated to participants. During the years ended December 31, 2020 and 2019, forfeitures of $509 and $15,408, were used to pay Plan expenses. As of December 31, 2020 and 2019, forfeitures of $8,616 and $6,356, respectively, were available to be re-allocated to participants or to pay plan expenses. Forfeitures are allocated to eligible participants in the same manner as profit sharing contributions.

1. DESCRIPTION OF PLAN – (Continued)

Notes Receivable from Participants

Participants may borrow from their fund accounts a minimum of $1,000 up to a maximum amount equal to the lesser of $50,000 or 50% of their vested account balance. Loan terms range from 1 to 5 years or within a reasonable period of time that is longer than 5 years for the purchase of a primary residence. The loans are secured by the balance in the participant's account. The interest rate will generally be the prime interest rate charged by banks as published in the Wall Street Journal as of the last day of the preceding month plus 1%. Principal and interest is paid ratably through payroll deductions. Participants may have two loans outstanding at any given time.

CARES Act

On March 27, 2020, the Coronavirus Aid, Relief, and Economic Security (CARES) Act was passed by Congress. Among other things, the CARES Act provided immediate and temporary relief for retirement plan participants with respect to distributions and participant loans. As permitted by the CARES Act, the Plan opted to implement the following provisions for qualified individuals, as defined by the CARES Act:

- Through December 31, 2020, qualified individuals were permitted to take a distribution in an amount up to $100,000 from the Plan without an early distribution penalty. Participants who take a qualified distribution have the option to have the distribution taxed over a three-year period, with the ability to recontribute up to the full amount of the distribution within three years and not be subject to federal income tax as a result.
- Through December 31, 2020, qualified individuals could suspend all plan loan repayments. Repayments resumed in January 2021, and the loan term was extended by the amount of time the payments were suspended.
- Until September 23, 2020, qualified individuals who were eligible for a new loan from the Plan were permitted to request a loan of up to $100,000 or 100% of the participant's vested account balance, whichever is less.

2. SUMMARY OF SIGNIFICANT ACCOUNTING POLICIES

Basis of Accounting

The financial statements of the Plan are prepared under the accrual method of accounting.

Investments held by a defined contribution plan are required to be reported at fair value, except for fully benefit-responsive investment contracts. Contract value is the relevant measurement attribute for that portion of the net assets available for benefits of a defined contribution plan attributable to fully benefit-responsive investment contracts because contract value is the amount participants would receive if they were to initiate permitted transactions under the terms of the Plan.

2. SUMMARY OF SIGNIFICANT ACCOUNTING POLICIES – (Continued)

Investment Valuation and Income Recognition

Investments are reported at fair value (except for the fully benefit-responsive investment contract, which is reported at contract value). Fair value is the price that would be received to sell an asset or paid to transfer a liability in an orderly transaction between market participants at the measurement date. See Note 3 for discussion of fair value measurements.

Purchases and sales of securities are recorded on a trade-date basis. Net appreciation includes the Plan's gains and losses on investments bought and sold as well as held during the year. Interest income is recorded on the accrual basis. Dividends are recorded on the ex-dividend date.

Other Income

Other income includes reimbursements from the custodians of the Plan under an expense reimbursement program.

Notes Receivable from Participants

Notes receivable from participants are measured at their unpaid principal balance plus any accrued but unpaid interest. Related fees are recorded as administrative expenses and are expensed when they are incurred. No allowance for credit losses has been recorded as of December 31, 2020 or 2019. Delinquent participant loans are reclassified as distributions based upon the terms of the plan agreement.

Corrective Distributions Payable

Amounts payable to participants for contributions in excess of amounts allowed by the Internal Revenue Service (IRS) are recorded as a liability with a corresponding reduction to contributions.

Payment of Benefits

Benefits are recorded when paid.

Plan Fees and Administrative Expenses

Plan fees and administrative expenses are generally paid by the Plan, unless paid by the Company. Expenses that are paid by the Company are excluded from these financial statements. Certain transactional fees are charged directly to the participant's account and are included in plan fees and administrative expenses.

Subsequent Events

The Company has evaluated subsequent events through the date of the independent auditor's report, which is the date the accompanying financial statements were available to be issued.

2. SUMMARY OF SIGNIFICANT ACCOUNTING POLICIES – (Continued)

Use of Estimates

The preparation of financial statements in conformity with accounting principles generally accepted in the United States of America requires management to make estimates and assumptions that affect the reported amounts of net assets available for benefits and disclosure of contingent assets and liabilities at the date of the financial statements and the reported amounts of changes in net assets available for benefits during the reporting period. Actual results could differ from those estimates.

3. FAIR VALUE MEASUREMENTS

The Financial Accounting Standards Board provides the framework for measuring fair value. That framework provides a fair value hierarchy that prioritizes the inputs to valuation techniques used to measure fair value. The hierarchy gives the highest priority to unadjusted quoted prices in active markets for identical assets or liabilities (level 1 measurements) and lowest priority to unobservable inputs (level 3 measurements). The three levels of the fair value hierarchy under this framework are described as follows:

Level 1 Inputs to the valuation methodology are unadjusted quoted prices for identical assets or liabilities in active markets that the Plan has the ability to access.

Level 2 Inputs to the valuation methodology include:

- quoted prices for similar assets or liabilities in active markets;
- quoted prices for identical or similar assets or liabilities in inactive markets;
- inputs other than quoted prices that are observable for the asset or liability;
- inputs that are derived principally from or corroborated by observable market data by correlation or other means.

If the asset or liability has a specified (contractual) term, the level 2 input must be observable for substantially the full term of the asset or liability.

Level 3 Inputs to the valuation methodology are unobservable and significant to the fair value measurement.

The asset or liability's fair value measurement level within the fair value hierarchy is based on the lowest level of any input that is significant to the fair value measurement. Valuation techniques used need to maximize the use of observable inputs and minimize the use of unobservable inputs.

3. FAIR VALUE MEASUREMENTS – (Continued)

Following is a description of the valuation methodologies used for assets measured at fair value. There have been no changes in the methodologies used at December 31, 2020 and 2019.

Registered investment companies: These investments are public investment vehicles valued using the net asset value (NAV) provided by the administrator of the fund. The NAV is based on the value of the underlying assets owned by the fund, minus its liabilities, and then divided by the number of shares outstanding. The NAV is a quoted price in an active market and classified within level 1 of the valuation hierarchy.

Pooled separate account: Valued at the NAV of shares held by the Plan at year end. The pooled separate account's unit price is quoted on a private market that is not active; however, the unit price is based on underlying investments which are traded on active markets. The NAV is used as a practical expedient to estimate fair value.

The preceding methods described may produce a fair value calculation that may not be indicative of net realizable value or reflective of future fair values. Furthermore, although the Plan believes its valuation methods are appropriate and consistent with other market participants, the use of different methodologies or assumptions to determine the fair value of certain financial instruments could result in a different fair value measurement at the reporting date.

The following table sets forth by level, within the fair value hierarchy, the Plan's investments at fair value as of December 31, 2020 and 2019:

Description	Total	Level 1	Level 2	Level 3
December 31, 2020				
Registered investment companies	$ 38,302,798	$ 38,302,798	$ -	$ -
Total assets in the fair value hierarchy	38,302,798	$ 38,302,798	$ -	$ -
Investments measured at net asset value [(a)]	3,178,612			
Total investments at fair value	$ 41,481,410			

Description	Total	Level 1	Level 2	Level 3
December 31, 2019				
Registered investment companies	$ 40,016,027	$ 40,016,027	$ -	$ -
Total assets in the fair value hierarchy	40,016,027	$ 40,016,027	$ -	$ -
Investments measured at net asset value [(a)]	1,214,103			
Total investments at fair value	$ 41,230,130			

3. FAIR VALUE MEASUREMENTS – (Continued)

(a) In accordance with Subtopic 820-10, certain investments that are measured at NAV per share as a practical expedient have not been classified in the fair value hierarchy. The fair value amounts presented in the table are intended to permit the reconciliation to the line items presented in the statements of net assets available for benefits.

In regards to the classification of investment options offered by the Plan, there were no reclassifications in or out of levels 1, 2 or 3 during the years ended December 31, 2020 and 2019. The nature, risks and investment objectives of above, including those for which fair value is estimated at NAV as a practical expedient, can be found in the Plan's enrollment literature. These investments can be redeemed immediately and without a redemption notification period. As of December 31, 2020 and 2019, there were no unfunded commitments associated with any of these investments.

4. INFORMATION CERTIFIED BY THE PLAN'S CUSTODIANS

The plan administrator has elected the method of compliance permitted by 29 CFR 2520.103-8 of the Department of Labor's (DOL) Rules and Regulations for Reporting and Disclosure under ERISA. Accordingly, Prudential Retirement Insurance and Annuity Company (Prudential) and Prudential Bank & Trust, F.S.B. (Prudential F.S.B.), the custodians of the Plan, have certified to the completeness and accuracy of:

- Investments and notes receivable from participants reflected on the accompanying statements of net assets available for benefits as of December 31, 2020 and 2019.
- Net appreciation in fair value of investments, dividend and interest income, and interest income from notes receivable from participants reflected on the accompanying statements of changes in net assets available for benefits for the years ended December 31, 2020 and 2019.
- Investments and notes receivable from participants reflected on the schedule of assets (held at end of year).

5. INVESTMENT CONTRACT WITH INSURANCE COMPANY

As of December 31, 2020 and 2019, the Plan held an investment contract, the Guaranteed Income Fund (GIF) with Prudential. This investment contract met the fully benefit-responsive criteria and therefore is reported at contract value. Contract value is the relevant measure for the fully-benefit-responsive investment contract because this is the amount received by participants if they were to initiate permitted transactions under the terms of the Plan. Contract value represents contributions made under the contract, plus earnings, less participant withdrawals, and administrative expenses.

5. INVESTMENT CONTRACT WITH INSURANCE COMPANY – (Continued)

Net deposits invested in the GIF become part of Prudential's general account. Contract value is guaranteed by the full faith and credit of Prudential. The Plan's ability to receive amounts due in accordance with fully benefit-responsive contracts is dependent on the third-party issuer's ability to meet its financial obligations. The issuer's ability to meet its contractual obligations may be affected by future economic and regulatory developments.

There are no reserves against contract value for credit risk of the contract issuer or otherwise. The crediting interest rate is based on a formula agreed upon with the issuer, but it may not be less than 0%. Such interest rates are reviewed on a semi-annual basis for resetting.

Certain events limit the ability of the Plan to transact at contract value with the issuer. Such events include the following: (1) amendments to the Plan documents (including complete or partial plan termination or merger with another plan), (2) changes to the Plan's prohibition on competing investment options or deletion of equity wash provisions, (3) bankruptcy of the Company or other Company events that cause a significant withdrawal from the Plan, or (4) the failure of the trust to qualify for exemption from Federal income taxes or any required prohibited transaction exemption under ERISA. The plan administrator does not believe that the occurrence of any such event, which would limit the Plan's ability to transact at contract value with participants, is probable. The guaranteed investment contract does not permit the insurance company to terminate the agreement prior to the scheduled maturity date.

6. RISKS AND UNCERTAINTIES

The Plan invests in various investment securities. Investment securities are exposed to various risks such as interest rate, market, and credit risks. Due to the level of risk associated with certain investment securities, it is at least reasonably possible that changes in the values of investment securities will occur in the near term and that such changes could materially affect participants' account balances and the amounts reported in the statements of net assets available for benefits.

7. PLAN TERMINATION

Although it has not expressed any intent to do so, the Company has the right to terminate or amend the Plan at any time, subject to the provisions of ERISA. In the event of Plan termination, participants will become 100% vested in their accounts.

8. PARTY-IN-INTEREST TRANSACTIONS

The Plan allows for transactions with certain parties who may perform services or have fiduciary responsibilities to the Plan. Certain Plan investments are managed by Prudential. At the discretion of the Retirement Plan Committee, the Company or the Plan may pay certain administrative expenses. During 2020 and 2019, the Plan paid $216,715 and $195,155, respectively, in contract administration fees and audit fees, and $47,750 and $46,000 in investment advisory fees, respectively, to the Plan broker.

8. PARTY-IN-INTEREST TRANSACTIONS – (Continued)

The Plan issues loans to participants, which are secured by the balances in the participants' accounts. These transactions, as well as those listed above, qualify as party-in-interest transactions for which a statutory exemption exists.

In connection with a fee sharing arrangement with the custodians of the Plan, the Plan received $99,619 and $105,836 in fee credits, for the years ending December 31, 2020 and 2019, respectively. As of December 31, 2020 and 2019, the plan had credits of $47,534 and $77,588, respectively, to offset future plan expenses.

9. TAX STATUS

The Company adopted a prototype non-standardized profit sharing/401(k) plan which received a favorable opinion letter from the IRS, on April 29, 2014, which stated that the Plan and related trust, as then designed, was in accordance with applicable sections of the IRC. The plan has since been amended. The plan administrator believes the Plan is currently designed and being operated in compliance with the applicable requirements of the IRC. The Company is aware of certain operational issues, including following the proper definition of compensation when calculating deferrals, that if not properly corrected, could be treated by the IRS as qualification failures. Corrective action will be taken by the Company so that the Plan will maintain its qualified status and therefore, no provision for income taxes has been included in the Plan's financial statements.

Accounting principles generally accepted in the United States of America require plan management to evaluate tax positions taken by the Plan and recognize a tax liability if the Plan has taken an uncertain tax position that more likely than not would not be sustained upon examination by the IRS. The plan administrator has analyzed the tax positions taken by the Plan, and has concluded that as of December 31, 2020, there are no uncertain positions taken or expected to be taken that would require recognition of a liability or disclosure in the financial statements. The Plan is subject to routine audits by taxing jurisdictions; however, there are currently no audits for any tax periods in progress.

10. RECONCILIATION OF FINANCIAL STATEMENTS TO FORM 5500

The Form 5500 reports other income and plan expenses net of the Plan's expense reimbursements of $99,619. The Department of Labor, however, has indicated that plan expense reimbursement income should be reported as other income and plan expenses be reported at the gross amount. Consequently, the statements of changes in net assets for the plan years ending December 31, 2020 and 2019 report other income of $99,619 and $105,836, respectively, and plan expenses of $264,465 and $241,155, respectively.

10. RECONCILIATION OF FINANCIAL STATEMENTS TO FORM 5500 – (Continued)

The following is a reconciliation of net assets available for benefits per the financial statements to the Form 5500 at December 31, 2020 and 2019:

	2020	2019
Net assets available for benefits per the financial statements	$ 54,232,197	$ 51,816,354
Less current year contributions receivable per the financial statements	(250,385)	(396,685)
Add corrective distributions payable	-	22,466
Net assets available for benefits per the Form 5500	$ 53,981,812	$ 51,442,135

The following is a reconciliation of the net increase in plan assets available for benefits per the financial statements to net income per the Form 5500 for the year ended December 31, 2020:

Net increase per the financial statements	$ 2,415,843
Add prior year contributions receivable per the financial statements	396,685
Less current year contributions receivable per the financial statements	(250,385)
Less prior year corrective distributions payable	(22,466)
Net income per the Form 5500	$ 2,539,677

HUNSAKER & ASSOCIATES IRVINE, INC. PROFIT SHARING PLAN
PLAN FEIN#: 95-3123103
PLAN # 001
SCHEDULE H, LINE 4i - SCHEDULE OF ASSETS (HELD AT END OF YEAR)
DECEMBER 31, 2020

(a)	(b)	(c)	(d)	(e)
	Identity of issue, borrower, or similar party	Description of investment including maturity date, rate of interest, collateral, par, or maturity value	Cost	Current Value
	Registered Investment Companies			
	Capital Research and Management Company	American Funds American Balanced Fund	**	$ 2,622,744
	Capital Research and Management Company	American Funds Capital World Growth and Income Fund	**	1,129,690
	Capital Research and Management Company	American Century Mid Cap Value Fund	**	1,338,914
	Blackrock Advisors LLC	Blackrock Inflation Protected Bond Fund	**	6,834
	Dimension Fund Advisors LP	DFA Global Real Estate Securities	**	498,739
	Invesco Advisers, Inc.	Invesco Oppenheimer Developing Markets Fund R6	**	924,471
	Pacific Investment Management Company, LLC	PIMCO StocksPLUS International Fund	**	2,756,117
	Pacific Investment Management Company, LLC	PIMCO Income Fund Institutional Class	**	1,964,366
	Principal Global Investors, LLC	Principal Mid Cap Blend Fund	**	4,793,432
	Principal Global Investors, LLC	Principal SmallCap S&P 600 Index Inst	**	411,258
	Fidelity Management & Research Company LLC	International Index	**	1,312,059
	Fidelity Management & Research Company LLC	Large Cap Growth Index	**	1,656,572
	Fidelity Management & Research Company LLC	Extended Market Index	**	792,141
	Fidelity Management & Research Company LLC	500 Index Fund	**	5,281,874
	T. Rowe Price Associates, Inc.	T. Rowe Price Blue Chip Growth Fund	**	4,423,288
	T. Rowe Price Associates, Inc.	T. Rowe Price New Horizons Fund	**	1,604,802
	PGIM Investments LLC	PGIM Total Return Bond Z	**	3,501,881
	Vanguard Group Inc.	Vanguard Equity-Income Fund Admiral Shares	**	3,283,616
				38,302,798
	Pooled Separate Accounts			
*	Prudential Retirement Insurance and Annuity Company	Small Cap Value / Victory Fund	**	1,479,987
*	Prudential Retirement Insurance and Annuity Company	Income Flex Target Easy Path Balanced Fund	**	1,698,625
				3,178,612
	Guaranteed Investment Contract			
*	Prudential Retirement Insurance and Annuity Company	Guaranteed Income Fund	**	11,546,503
	Notes Receivable from Participants			
*	Participant Loans	Interest rates ranging from 4.25% to 6.50%	-	953,899
				$ 53,981,812

* A party-in-interest as defined by ERISA.

** Disclosure of this information is not required by the Department of Labor's Rules and Regulations for Reporting and Disclosure under ERISA when the account is participant directed.

See accompanying independent auditor's report and notes to the financial statements.

HUNSAKER & ASSOCIATES IRVINE, INC.
PROFIT SHARING PLAN

FINANCIAL STATEMENTS

DECEMBER 31, 2020 AND 2019

HUNSAKER & ASSOCIATES IRVINE, INC.
PROFIT SHARING PLAN

INDEX TO FINANCIAL STATEMENTS AND SUPPLEMENTAL SCHEDULE

DECEMBER 31, 2020 AND 2019

Independent Auditor's Report ..... 1 - 2

Financial Statements:

Statements of Net Assets Available for Benefits
as of December 31, 2020 and 2019 3

Statements of Changes in Net Assets Available for Benefits
for the years ended December 31, 2020 and 2019 4

Notes to the Financial Statements ..... 5 - 14

Supplemental Schedule:

Schedule H, Line 4i - Schedule of Assets (Held at End of Year) 15

Wright Ford Young & Co.
Certified Public Accountants and Consultants, Inc.

INDEPENDENT AUDITOR'S REPORT

To the Participants and Administrator of the
Hunsaker & Associates Irvine, Inc. Profit Sharing Plan:

Report on the Financial Statements

We were engaged to audit the accompanying financial statements of the Hunsaker & Associates Irvine, Inc. Profit Sharing Plan (the Plan), which comprise the statements of net assets available for benefits as of December 31, 2020 and 2019, the related statements of changes in net assets available for benefits for the years then ended, and the related notes to the financial statements.

Management's Responsibility for the Financial Statements

Management is responsible for the preparation and fair presentation of these financial statements in accordance with accounting principles generally accepted in the United States of America; this includes the design, implementation, and maintenance of internal control relevant to the preparation and fair presentation of financial statements that are free from material misstatement, whether due to fraud or error.

Auditor's Responsibility

Our responsibility is to express an opinion on these financial statements based on conducting the audits in accordance with auditing standards generally accepted in the United States of America. Because of the matter described in the Basis for Disclaimer of Opinion paragraph, however, we were not able to obtain sufficient appropriate audit evidence to provide a basis for an audit opinion.

Basis for Disclaimer of Opinion

As permitted by 29 CFR 2520.103-8 of the Department of Labor's (DOL) Rules and Regulations for Reporting and Disclosure under the Employee Retirement Income Security Act of 1974 (ERISA), the plan administrator instructed us not to perform, and we did not perform, any auditing procedures with respect to the information summarized in Note 4, which was certified by Prudential Retirement Insurance and Annuity Company and Prudential Bank & Trust, F.S.B., collectively the custodians of the Plan, except for comparing such information with the related information included in the financial statements. We have been informed by the plan administrator that the custodians hold the Plan's investment assets and execute investment transactions. The plan administrator has obtained certifications from the custodians as of and for the years ended December 31, 2020 and 2019, that the information provided to the plan administrator by the custodians is complete and accurate.

16140 Sand Canyon Avenue • Irvine, California 92618 • (949) 910-CPAS (2727) • Fax (949) 910-2728

Disclaimer of Opinion

Because of the significance of the matter described in the Basis for Disclaimer of Opinion paragraph, we have not been able to obtain sufficient, appropriate audit evidence to provide a basis for an audit opinion. Accordingly, we do not express an opinion on these financial statements.

Other Matter – Supplemental Schedule

The supplemental schedule, Schedule H, Line 4i – Schedule of Assets (Held at End of Year) as of December 31, 2020, is required by the DOL's Rules and Regulations for Reporting and Disclosure under ERISA and is presented for the purpose of additional analysis and is not a required part of the financial statements. Because of the significance of the matter described in the Basis for Disclaimer of Opinion paragraph, we do not express an opinion on this supplemental schedule.

Report on Form and Content in Compliance With DOL Rules and Regulations

The form and content of the information included in the financial statements and supplemental schedule, other than that derived from the information certified by the custodians, have been audited by us in accordance with auditing standards generally accepted in the United States of America and, in our opinion, are presented in compliance with the DOL's Rules and Regulations for Reporting and Disclosure under ERISA.



WRIGHT FORD YOUNG & CO.
Irvine, California
October 15, 2021

HUNSAKER & ASSOCIATES IRVINE, INC. PROFIT SHARING PLAN

STATEMENTS OF NET ASSETS AVAILABLE FOR BENEFITS

DECEMBER 31, 2020 AND 2019

	2020	2019
ASSETS:		
Investments:		
Registered investment companies, at fair value	$ 38,302,798	$ 40,016,027
Pooled separate accounts, at fair value	3,178,612	1,214,103
Guaranteed investment contract, at contract value	11,546,503	9,424,843
Total investments	53,027,913	50,654,973
Receivables:		
Employer contributions	250,385	396,685
Notes receivable from participants	953,899	787,162
Total receivables	1,204,284	1,183,847
Total assets	54,232,197	51,838,820
LIABILITIES:		
Corrective distributions payable	-	22,466
NET ASSETS AVAILABLE FOR BENEFITS	$ 54,232,197	$ 51,816,354

See accompanying independent auditor's report and notes to the financial statements.

HUNSAKER & ASSOCIATES IRVINE, INC. PROFIT SHARING PLAN

STATEMENTS OF CHANGES IN NET ASSETS AVAILABLE FOR BENEFITS

FOR THE YEARS ENDED DECEMBER 31, 2020 AND 2019

	2020	2019
Additions to net assets attributed to:		
Investment earnings:		
Net appreciation in fair value of investments	$ 4,186,974	$ 7,396,639
Interest income	241,677	217,274
Dividend income	592,775	981,456
Other income - plan expense reimbursement arrangement	99,619	105,836
Total investment earnings	5,121,045	8,701,205
Interest income on notes receivable from participants	50,284	39,991
Contributions:		
Participant	1,884,647	1,994,666
Employer	306,021	631,153
Rollovers	5,035	65,841
Total contributions	2,195,703	2,691,660
Total additions	7,367,032	11,432,856
Deductions from net assets attributed to:		
Benefits paid to participants	4,686,724	2,266,987
Plan fees and administrative expenses	264,465	241,155
Total deductions	4,951,189	2,508,142
NET INCREASE	2,415,843	8,924,714
NET ASSETS AVAILABLE FOR BENEFITS, beginning of year	51,816,354	42,891,640
NET ASSETS AVAILABLE FOR BENEFITS, end of year	$ 54,232,197	$ 51,816,354

See accompanying independent auditor's report and notes to the financial statements.

HUNSAKER & ASSOCIATES IRVINE, INC. PROFIT SHARING PLAN

NOTES TO THE FINANCIAL STATEMENTS

DECEMBER 31, 2020 AND 2019

1. DESCRIPTION OF PLAN

The following description of the Hunsaker & Associates Irvine, Inc. Profit Sharing Plan (the Plan) provides only general information. Participants should refer to the plan agreement for a more complete description of the Plan's provisions.

General

The Plan is a defined contribution plan covering substantially all employees of Hunsaker & Associates Irvine, Inc. (the Company). The Plan is subject to the provisions of the Employee Retirement Income Security Act of 1974 (ERISA), as amended. Employees are eligible to participate in the Plan on the first day of the calendar quarter following the completion of six months of service.

Administration

The Plan is administered by the Company and the Retirement Plan Committee.

Contributions

Participants are auto-enrolled at a 2% deferral rate with an automatic annual deferral escalation of 1% per year up to a maximum of 10%. Automatic escalations occur on the payroll processed on or after August 1 of every year. Participants may elect to opt-out or contribute an amount up to 100% of eligible pre-tax or post-tax compensation, not to exceed the limits of the Internal Revenue Code (IRC). Participants direct the investment of their contributions into various investment options offered by the Plan. Participants may also contribute amounts representing distributions from other qualified defined benefit or defined contribution plans.

The Plan allows for discretionary matching contributions as determined each year by the Company. From January 1, 2020 through March 25, 2020, the Company matched 25% of the participant's deferral, up to the first 5% of compensation. In addition to matching contributions, each year the Company may make a discretionary profit sharing contribution to the Plan for substantially all non-union employees, in an amount subjectively determined by the Company. To receive an allocation of the discretionary profit sharing contribution, eligible participants must have worked at least 1,000 hours and be employed on the last day of the Plan year. Profit sharing contributions are allocated using a two-tiered permitted disparity formula. For each of the years ended December 31, 2020 and 2019, the Company made profit sharing contributions for eligible participants of $250,000 and $350,000, respectively.

1. DESCRIPTION OF PLAN – (Continued)

Participant Accounts

Each participant's account is credited with the participant's contributions, employer matching contributions, and allocations of the Company's discretionary profit sharing contributions, forfeitures of terminated participants' non-vested profit sharing accounts (if any) and Plan earnings. Participants are charged with an allocation of administrative expenses that are paid by the Plan. Allocations are based on the participant's eligible compensation, participant contributions, investment elections, specific participant transactions and/or account balances, as defined. The benefit to which a participant is entitled is the benefit that can be provided from the participant's vested account.

Payment of Benefits

On termination of service due to death, disability, retirement or other reasons, a participant may elect to receive a lump-sum amount equal to the value of the participant's vested interest in his or her account or an annuity. Participants may also elect to rollover their account to another tax deferred account or remain in the Plan until they are legally required to begin taking distributions. All vested account balances not exceeding $1,000 may be immediately distributed in a lump-sum payment. All vested account balances exceeding $1,000, but not exceeding $5,000, may be rolled into an Individual Retirement Account. With the plan administrator's approval, participants may withdraw all or part of their aggregate contributions in the event of financial hardship.

Vesting

Participants are immediately vested in their contributions and employer matching contributions plus actual earnings thereon. The Company's discretionary profit sharing contributions, plus actual earnings thereon, become 20% vested every year following two full years of service until 100% vested after six (6) years of service, attaining normal retirement age, death or disability.

Forfeitures

The unvested portion of a terminated participant's profit sharing account will be forfeited and used to pay Plan expenses or be re-allocated amongst eligible participants during the Plan year. During the years ended December 31, 2020 and 2019, forfeitures of $0 and $9,511, respectively, were re-allocated to participants. During the years ended December 31, 2020 and 2019, forfeitures of $509 and $15,408, were used to pay Plan expenses. As of December 31, 2020 and 2019, forfeitures of $8,616 and $6,356, respectively, were available to be re-allocated to participants or to pay plan expenses. Forfeitures are allocated to eligible participants in the same manner as profit sharing contributions.

1. DESCRIPTION OF PLAN – (Continued)

Notes Receivable from Participants

Participants may borrow from their fund accounts a minimum of $1,000 up to a maximum amount equal to the lesser of $50,000 or 50% of their vested account balance. Loan terms range from 1 to 5 years or within a reasonable period of time that is longer than 5 years for the purchase of a primary residence. The loans are secured by the balance in the participant's account. The interest rate will generally be the prime interest rate charged by banks as published in the Wall Street Journal as of the last day of the preceding month plus 1%. Principal and interest is paid ratably through payroll deductions. Participants may have two loans outstanding at any given time.

CARES Act

On March 27, 2020, the Coronavirus Aid, Relief, and Economic Security (CARES) Act was passed by Congress. Among other things, the CARES Act provided immediate and temporary relief for retirement plan participants with respect to distributions and participant loans. As permitted by the CARES Act, the Plan opted to implement the following provisions for qualified individuals, as defined by the CARES Act:

- Through December 31, 2020, qualified individuals were permitted to take a distribution in an amount up to $100,000 from the Plan without an early distribution penalty. Participants who take a qualified distribution have the option to have the distribution taxed over a three-year period, with the ability to recontribute up to the full amount of the distribution within three years and not be subject to federal income tax as a result.
- Through December 31, 2020, qualified individuals could suspend all plan loan repayments. Repayments resumed in January 2021, and the loan term was extended by the amount of time the payments were suspended.
- Until September 23, 2020, qualified individuals who were eligible for a new loan from the Plan were permitted to request a loan of up to $100,000 or 100% of the participant's vested account balance, whichever is less.

2. SUMMARY OF SIGNIFICANT ACCOUNTING POLICIES

Basis of Accounting

The financial statements of the Plan are prepared under the accrual method of accounting.

Investments held by a defined contribution plan are required to be reported at fair value, except for fully benefit-responsive investment contracts. Contract value is the relevant measurement attribute for that portion of the net assets available for benefits of a defined contribution plan attributable to fully benefit-responsive investment contracts because contract value is the amount participants would receive if they were to initiate permitted transactions under the terms of the Plan.

2. SUMMARY OF SIGNIFICANT ACCOUNTING POLICIES – (Continued)

Investment Valuation and Income Recognition

Investments are reported at fair value (except for the fully benefit-responsive investment contract, which is reported at contract value). Fair value is the price that would be received to sell an asset or paid to transfer a liability in an orderly transaction between market participants at the measurement date. See Note 3 for discussion of fair value measurements.

Purchases and sales of securities are recorded on a trade-date basis. Net appreciation includes the Plan's gains and losses on investments bought and sold as well as held during the year. Interest income is recorded on the accrual basis. Dividends are recorded on the ex-dividend date.

Other Income

Other income includes reimbursements from the custodians of the Plan under an expense reimbursement program.

Notes Receivable from Participants

Notes receivable from participants are measured at their unpaid principal balance plus any accrued but unpaid interest. Related fees are recorded as administrative expenses and are expensed when they are incurred. No allowance for credit losses has been recorded as of December 31, 2020 or 2019. Delinquent participant loans are reclassified as distributions based upon the terms of the plan agreement.

Corrective Distributions Payable

Amounts payable to participants for contributions in excess of amounts allowed by the Internal Revenue Service (IRS) are recorded as a liability with a corresponding reduction to contributions.

Payment of Benefits

Benefits are recorded when paid.

Plan Fees and Administrative Expenses

Plan fees and administrative expenses are generally paid by the Plan, unless paid by the Company. Expenses that are paid by the Company are excluded from these financial statements. Certain transactional fees are charged directly to the participant's account and are included in plan fees and administrative expenses.

Subsequent Events

The Company has evaluated subsequent events through the date of the independent auditor's report, which is the date the accompanying financial statements were available to be issued.

2. SUMMARY OF SIGNIFICANT ACCOUNTING POLICIES – (Continued)

Use of Estimates

The preparation of financial statements in conformity with accounting principles generally accepted in the United States of America requires management to make estimates and assumptions that affect the reported amounts of net assets available for benefits and disclosure of contingent assets and liabilities at the date of the financial statements and the reported amounts of changes in net assets available for benefits during the reporting period. Actual results could differ from those estimates.

3. FAIR VALUE MEASUREMENTS

The Financial Accounting Standards Board provides the framework for measuring fair value. That framework provides a fair value hierarchy that prioritizes the inputs to valuation techniques used to measure fair value. The hierarchy gives the highest priority to unadjusted quoted prices in active markets for identical assets or liabilities (level 1 measurements) and lowest priority to unobservable inputs (level 3 measurements). The three levels of the fair value hierarchy under this framework are described as follows:

Level 1 Inputs to the valuation methodology are unadjusted quoted prices for identical assets or liabilities in active markets that the Plan has the ability to access.

Level 2 Inputs to the valuation methodology include:

- quoted prices for similar assets or liabilities in active markets;
- quoted prices for identical or similar assets or liabilities in inactive markets;
- inputs other than quoted prices that are observable for the asset or liability;
- inputs that are derived principally from or corroborated by observable market data by correlation or other means.

If the asset or liability has a specified (contractual) term, the level 2 input must be observable for substantially the full term of the asset or liability.

Level 3 Inputs to the valuation methodology are unobservable and significant to the fair value measurement.

The asset or liability's fair value measurement level within the fair value hierarchy is based on the lowest level of any input that is significant to the fair value measurement. Valuation techniques used need to maximize the use of observable inputs and minimize the use of unobservable inputs.

3. FAIR VALUE MEASUREMENTS – (Continued)

Following is a description of the valuation methodologies used for assets measured at fair value. There have been no changes in the methodologies used at December 31, 2020 and 2019.

Registered investment companies: These investments are public investment vehicles valued using the net asset value (NAV) provided by the administrator of the fund. The NAV is based on the value of the underlying assets owned by the fund, minus its liabilities, and then divided by the number of shares outstanding. The NAV is a quoted price in an active market and classified within level 1 of the valuation hierarchy.

Pooled separate account: Valued at the NAV of shares held by the Plan at year end. The pooled separate account's unit price is quoted on a private market that is not active; however, the unit price is based on underlying investments which are traded on active markets. The NAV is used as a practical expedient to estimate fair value.

The preceding methods described may produce a fair value calculation that may not be indicative of net realizable value or reflective of future fair values. Furthermore, although the Plan believes its valuation methods are appropriate and consistent with other market participants, the use of different methodologies or assumptions to determine the fair value of certain financial instruments could result in a different fair value measurement at the reporting date.

The following table sets forth by level, within the fair value hierarchy, the Plan's investments at fair value as of December 31, 2020 and 2019:

Description	Total	Level 1	Level 2	Level 3
December 31, 2020				
Registered investment companies	$ 38,302,798	$ 38,302,798	$ -	$ -
Total assets in the fair value hierarchy	38,302,798	$ 38,302,798	$ -	$ -
Investments measured at net asset value [(a)]	3,178,612			
Total investments at fair value	$ 41,481,410			

Description	Total	Level 1	Level 2	Level 3
December 31, 2019				
Registered investment companies	$ 40,016,027	$ 40,016,027	$ -	$ -
Total assets in the fair value hierarchy	40,016,027	$ 40,016,027	$ -	$ -
Investments measured at net asset value [(a)]	1,214,103			
Total investments at fair value	$ 41,230,130			

3. FAIR VALUE MEASUREMENTS – (Continued)

(a) In accordance with Subtopic 820-10, certain investments that are measured at NAV per share as a practical expedient have not been classified in the fair value hierarchy. The fair value amounts presented in the table are intended to permit the reconciliation to the line items presented in the statements of net assets available for benefits.

In regards to the classification of investment options offered by the Plan, there were no reclassifications in or out of levels 1, 2 or 3 during the years ended December 31, 2020 and 2019. The nature, risks and investment objectives of above, including those for which fair value is estimated at NAV as a practical expedient, can be found in the Plan's enrollment literature. These investments can be redeemed immediately and without a redemption notification period. As of December 31, 2020 and 2019, there were no unfunded commitments associated with any of these investments.

4. INFORMATION CERTIFIED BY THE PLAN'S CUSTODIANS

The plan administrator has elected the method of compliance permitted by 29 CFR 2520.103-8 of the Department of Labor's (DOL) Rules and Regulations for Reporting and Disclosure under ERISA. Accordingly, Prudential Retirement Insurance and Annuity Company (Prudential) and Prudential Bank & Trust, F.S.B. (Prudential F.S.B.), the custodians of the Plan, have certified to the completeness and accuracy of:

- Investments and notes receivable from participants reflected on the accompanying statements of net assets available for benefits as of December 31, 2020 and 2019.
- Net appreciation in fair value of investments, dividend and interest income, and interest income from notes receivable from participants reflected on the accompanying statements of changes in net assets available for benefits for the years ended December 31, 2020 and 2019.
- Investments and notes receivable from participants reflected on the schedule of assets (held at end of year).

5. INVESTMENT CONTRACT WITH INSURANCE COMPANY

As of December 31, 2020 and 2019, the Plan held an investment contract, the Guaranteed Income Fund (GIF) with Prudential. This investment contract met the fully benefit-responsive criteria and therefore is reported at contract value. Contract value is the relevant measure for the fully-benefit-responsive investment contract because this is the amount received by participants if they were to initiate permitted transactions under the terms of the Plan. Contract value represents contributions made under the contract, plus earnings, less participant withdrawals, and administrative expenses.

5. INVESTMENT CONTRACT WITH INSURANCE COMPANY – (Continued)

Net deposits invested in the GIF become part of Prudential's general account. Contract value is guaranteed by the full faith and credit of Prudential. The Plan's ability to receive amounts due in accordance with fully benefit-responsive contracts is dependent on the third-party issuer's ability to meet its financial obligations. The issuer's ability to meet its contractual obligations may be affected by future economic and regulatory developments.

There are no reserves against contract value for credit risk of the contract issuer or otherwise. The crediting interest rate is based on a formula agreed upon with the issuer, but it may not be less than 0%. Such interest rates are reviewed on a semi-annual basis for resetting.

Certain events limit the ability of the Plan to transact at contract value with the issuer. Such events include the following: (1) amendments to the Plan documents (including complete or partial plan termination or merger with another plan), (2) changes to the Plan's prohibition on competing investment options or deletion of equity wash provisions, (3) bankruptcy of the Company or other Company events that cause a significant withdrawal from the Plan, or (4) the failure of the trust to qualify for exemption from Federal income taxes or any required prohibited transaction exemption under ERISA. The plan administrator does not believe that the occurrence of any such event, which would limit the Plan's ability to transact at contract value with participants, is probable. The guaranteed investment contract does not permit the insurance company to terminate the agreement prior to the scheduled maturity date.

6. RISKS AND UNCERTAINTIES

The Plan invests in various investment securities. Investment securities are exposed to various risks such as interest rate, market, and credit risks. Due to the level of risk associated with certain investment securities, it is at least reasonably possible that changes in the values of investment securities will occur in the near term and that such changes could materially affect participants' account balances and the amounts reported in the statements of net assets available for benefits.

7. PLAN TERMINATION

Although it has not expressed any intent to do so, the Company has the right to terminate or amend the Plan at any time, subject to the provisions of ERISA. In the event of Plan termination, participants will become 100% vested in their accounts.

8. PARTY-IN-INTEREST TRANSACTIONS

The Plan allows for transactions with certain parties who may perform services or have fiduciary responsibilities to the Plan. Certain Plan investments are managed by Prudential. At the discretion of the Retirement Plan Committee, the Company or the Plan may pay certain administrative expenses. During 2020 and 2019, the Plan paid $216,715 and $195,155, respectively, in contract administration fees and audit fees, and $47,750 and $46,000 in investment advisory fees, respectively, to the Plan broker.

8. PARTY-IN-INTEREST TRANSACTIONS – (Continued)

The Plan issues loans to participants, which are secured by the balances in the participants' accounts. These transactions, as well as those listed above, qualify as party-in-interest transactions for which a statutory exemption exists.

In connection with a fee sharing arrangement with the custodians of the Plan, the Plan received $99,619 and $105,836 in fee credits, for the years ending December 31, 2020 and 2019, respectively. As of December 31, 2020 and 2019, the plan had credits of $47,534 and $77,588, respectively, to offset future plan expenses.

9. TAX STATUS

The Company adopted a prototype non-standardized profit sharing/401(k) plan which received a favorable opinion letter from the IRS, on April 29, 2014, which stated that the Plan and related trust, as then designed, was in accordance with applicable sections of the IRC. The plan has since been amended. The plan administrator believes the Plan is currently designed and being operated in compliance with the applicable requirements of the IRC. The Company is aware of certain operational issues, including following the proper definition of compensation when calculating deferrals, that if not properly corrected, could be treated by the IRS as qualification failures. Corrective action will be taken by the Company so that the Plan will maintain its qualified status and therefore, no provision for income taxes has been included in the Plan's financial statements.

Accounting principles generally accepted in the United States of America require plan management to evaluate tax positions taken by the Plan and recognize a tax liability if the Plan has taken an uncertain tax position that more likely than not would not be sustained upon examination by the IRS. The plan administrator has analyzed the tax positions taken by the Plan, and has concluded that as of December 31, 2020, there are no uncertain positions taken or expected to be taken that would require recognition of a liability or disclosure in the financial statements. The Plan is subject to routine audits by taxing jurisdictions; however, there are currently no audits for any tax periods in progress.

10. RECONCILIATION OF FINANCIAL STATEMENTS TO FORM 5500

The Form 5500 reports other income and plan expenses net of the Plan's expense reimbursements of $99,619. The Department of Labor, however, has indicated that plan expense reimbursement income should be reported as other income and plan expenses be reported at the gross amount. Consequently, the statements of changes in net assets for the plan years ending December 31, 2020 and 2019 report other income of $99,619 and $105,836, respectively, and plan expenses of $264,465 and $241,155, respectively.

10. RECONCILIATION OF FINANCIAL STATEMENTS TO FORM 5500 – (Continued)

The following is a reconciliation of net assets available for benefits per the financial statements to the Form 5500 at December 31, 2020 and 2019:

	2020	2019
Net assets available for benefits per the financial statements	$ 54,232,197	$ 51,816,354
Less current year contributions receivable per the financial statements	(250,385)	(396,685)
Add corrective distributions payable	-	22,466
Net assets available for benefits per the Form 5500	$ 53,981,812	$ 51,442,135

The following is a reconciliation of the net increase in plan assets available for benefits per the financial statements to net income per the Form 5500 for the year ended December 31, 2020:

Net increase per the financial statements	$ 2,415,843
Add prior year contributions receivable per the financial statements	396,685
Less current year contributions receivable per the financial statements	(250,385)
Less prior year corrective distributions payable	(22,466)
Net income per the Form 5500	$ 2,539,677

HUNSAKER & ASSOCIATES IRVINE, INC. PROFIT SHARING PLAN
PLAN FEIN#: 95-3123103
PLAN # 001
SCHEDULE H, LINE 4i - SCHEDULE OF ASSETS (HELD AT END OF YEAR)
DECEMBER 31, 2020

(a)	(b)	(c)	(d)	(e)
	Identity of issue, borrower, or similar party	Description of investment including maturity date, rate of interest, collateral, par, or maturity value	Cost	Current Value
	Registered Investment Companies			
	Capital Research and Management Company	American Funds American Balanced Fund	**	$ 2,622,744
	Capital Research and Management Company	American Funds Capital World Growth and Income Fund	**	1,129,690
	Capital Research and Management Company	American Century Mid Cap Value Fund	**	1,338,914
	Blackrock Advisors LLC	Blackrock Inflation Protected Bond Fund	**	6,834
	Dimension Fund Advisors LP	DFA Global Real Estate Securities	**	498,739
	Invesco Advisers, Inc.	Invesco Oppenheimer Developing Markets Fund R6	**	924,471
	Pacific Investment Management Company, LLC	PIMCO StocksPLUS International Fund	**	2,756,117
	Pacific Investment Management Company, LLC	PIMCO Income Fund Institutional Class	**	1,964,366
	Principal Global Investors, LLC	Principal Mid Cap Blend Fund	**	4,793,432
	Principal Global Investors, LLC	Principal SmallCap S&P 600 Index Inst	**	411,258
	Fidelity Management & Research Company LLC	International Index	**	1,312,059
	Fidelity Management & Research Company LLC	Large Cap Growth Index	**	1,656,572
	Fidelity Management & Research Company LLC	Extended Market Index	**	792,141
	Fidelity Management & Research Company LLC	500 Index Fund	**	5,281,874
	T. Rowe Price Associates, Inc.	T. Rowe Price Blue Chip Growth Fund	**	4,423,288
	T. Rowe Price Associates, Inc.	T. Rowe Price New Horizons Fund	**	1,604,802
	PGIM Investments LLC	PGIM Total Return Bond Z	**	3,501,881
	Vanguard Group Inc.	Vanguard Equity-Income Fund Admiral Shares	**	3,283,616
				38,302,798
	Pooled Separate Accounts			
*	Prudential Retirement Insurance and Annuity Company	Small Cap Value / Victory Fund	**	1,479,987
*	Prudential Retirement Insurance and Annuity Company	Income Flex Target Easy Path Balanced Fund	**	1,698,625
				3,178,612
	Guaranteed Investment Contract			
*	Prudential Retirement Insurance and Annuity Company	Guaranteed Income Fund	**	11,546,503
	Notes Receivable from Participants			
*	Participant Loans	Interest rates ranging from 4.25% to 6.50%	-	953,899
				$ 53,981,812

* A party-in-interest as defined by ERISA.

** Disclosure of this information is not required by the Department of Labor's Rules and Regulations for Reporting and Disclosure under ERISA when the account is participant directed.

See accompanying independent auditor's report and notes to the financial statements.

HUNSAKER & ASSOCIATES IRVINE, INC.
PROFIT SHARING PLAN

FINANCIAL STATEMENTS

DECEMBER 31, 2020 AND 2019

HUNSAKER & ASSOCIATES IRVINE, INC.
PROFIT SHARING PLAN

INDEX TO FINANCIAL STATEMENTS AND SUPPLEMENTAL SCHEDULE

DECEMBER 31, 2020 AND 2019

Independent Auditor's Report ..... 1 - 2

Financial Statements:

Statements of Net Assets Available for Benefits
as of December 31, 2020 and 2019 3

Statements of Changes in Net Assets Available for Benefits
for the years ended December 31, 2020 and 2019 4

Notes to the Financial Statements ..... 5 - 14

Supplemental Schedule:

Schedule H, Line 4i - Schedule of Assets (Held at End of Year) 15

Wright Ford Young & Co.
Certified Public Accountants and Consultants, Inc.

INDEPENDENT AUDITOR'S REPORT

To the Participants and Administrator of the
Hunsaker & Associates Irvine, Inc. Profit Sharing Plan:

Report on the Financial Statements

We were engaged to audit the accompanying financial statements of the Hunsaker & Associates Irvine, Inc. Profit Sharing Plan (the Plan), which comprise the statements of net assets available for benefits as of December 31, 2020 and 2019, the related statements of changes in net assets available for benefits for the years then ended, and the related notes to the financial statements.

Management's Responsibility for the Financial Statements

Management is responsible for the preparation and fair presentation of these financial statements in accordance with accounting principles generally accepted in the United States of America; this includes the design, implementation, and maintenance of internal control relevant to the preparation and fair presentation of financial statements that are free from material misstatement, whether due to fraud or error.

Auditor's Responsibility

Our responsibility is to express an opinion on these financial statements based on conducting the audits in accordance with auditing standards generally accepted in the United States of America. Because of the matter described in the Basis for Disclaimer of Opinion paragraph, however, we were not able to obtain sufficient appropriate audit evidence to provide a basis for an audit opinion.

Basis for Disclaimer of Opinion

As permitted by 29 CFR 2520.103-8 of the Department of Labor's (DOL) Rules and Regulations for Reporting and Disclosure under the Employee Retirement Income Security Act of 1974 (ERISA), the plan administrator instructed us not to perform, and we did not perform, any auditing procedures with respect to the information summarized in Note 4, which was certified by Prudential Retirement Insurance and Annuity Company and Prudential Bank & Trust, F.S.B., collectively the custodians of the Plan, except for comparing such information with the related information included in the financial statements. We have been informed by the plan administrator that the custodians hold the Plan's investment assets and execute investment transactions. The plan administrator has obtained certifications from the custodians as of and for the years ended December 31, 2020 and 2019, that the information provided to the plan administrator by the custodians is complete and accurate.

16140 Sand Canyon Avenue • Irvine, California 92618 • (949) 910-CPAS (2727) • Fax (949) 910-2728

Disclaimer of Opinion

Because of the significance of the matter described in the Basis for Disclaimer of Opinion paragraph, we have not been able to obtain sufficient, appropriate audit evidence to provide a basis for an audit opinion. Accordingly, we do not express an opinion on these financial statements.

Other Matter – Supplemental Schedule

The supplemental schedule, Schedule H, Line 4i – Schedule of Assets (Held at End of Year) as of December 31, 2020, is required by the DOL's Rules and Regulations for Reporting and Disclosure under ERISA and is presented for the purpose of additional analysis and is not a required part of the financial statements. Because of the significance of the matter described in the Basis for Disclaimer of Opinion paragraph, we do not express an opinion on this supplemental schedule.

Report on Form and Content in Compliance With DOL Rules and Regulations

The form and content of the information included in the financial statements and supplemental schedule, other than that derived from the information certified by the custodians, have been audited by us in accordance with auditing standards generally accepted in the United States of America and, in our opinion, are presented in compliance with the DOL's Rules and Regulations for Reporting and Disclosure under ERISA.



WRIGHT FORD YOUNG & CO.
Irvine, California
October 15, 2021

HUNSAKER & ASSOCIATES IRVINE, INC. PROFIT SHARING PLAN

STATEMENTS OF NET ASSETS AVAILABLE FOR BENEFITS

DECEMBER 31, 2020 AND 2019

	2020	2019
ASSETS:		
Investments:		
Registered investment companies, at fair value	$ 38,302,798	$ 40,016,027
Pooled separate accounts, at fair value	3,178,612	1,214,103
Guaranteed investment contract, at contract value	11,546,503	9,424,843
Total investments	53,027,913	50,654,973
Receivables:		
Employer contributions	250,385	396,685
Notes receivable from participants	953,899	787,162
Total receivables	1,204,284	1,183,847
Total assets	54,232,197	51,838,820
LIABILITIES:		
Corrective distributions payable	-	22,466
NET ASSETS AVAILABLE FOR BENEFITS	$ 54,232,197	$ 51,816,354

See accompanying independent auditor's report and notes to the financial statements.

HUNSAKER & ASSOCIATES IRVINE, INC. PROFIT SHARING PLAN

STATEMENTS OF CHANGES IN NET ASSETS AVAILABLE FOR BENEFITS

FOR THE YEARS ENDED DECEMBER 31, 2020 AND 2019

	2020	2019
Additions to net assets attributed to:		
Investment earnings:		
Net appreciation in fair value of investments	$ 4,186,974	$ 7,396,639
Interest income	241,677	217,274
Dividend income	592,775	981,456
Other income - plan expense reimbursement arrangement	99,619	105,836
Total investment earnings	5,121,045	8,701,205
Interest income on notes receivable from participants	50,284	39,991
Contributions:		
Participant	1,884,647	1,994,666
Employer	306,021	631,153
Rollovers	5,035	65,841
Total contributions	2,195,703	2,691,660
Total additions	7,367,032	11,432,856
Deductions from net assets attributed to:		
Benefits paid to participants	4,686,724	2,266,987
Plan fees and administrative expenses	264,465	241,155
Total deductions	4,951,189	2,508,142
NET INCREASE	2,415,843	8,924,714
NET ASSETS AVAILABLE FOR BENEFITS, beginning of year	51,816,354	42,891,640
NET ASSETS AVAILABLE FOR BENEFITS, end of year	$ 54,232,197	$ 51,816,354

See accompanying independent auditor's report and notes to the financial statements.

HUNSAKER & ASSOCIATES IRVINE, INC. PROFIT SHARING PLAN

NOTES TO THE FINANCIAL STATEMENTS

DECEMBER 31, 2020 AND 2019

1. DESCRIPTION OF PLAN

The following description of the Hunsaker & Associates Irvine, Inc. Profit Sharing Plan (the Plan) provides only general information. Participants should refer to the plan agreement for a more complete description of the Plan's provisions.

General

The Plan is a defined contribution plan covering substantially all employees of Hunsaker & Associates Irvine, Inc. (the Company). The Plan is subject to the provisions of the Employee Retirement Income Security Act of 1974 (ERISA), as amended. Employees are eligible to participate in the Plan on the first day of the calendar quarter following the completion of six months of service.

Administration

The Plan is administered by the Company and the Retirement Plan Committee.

Contributions

Participants are auto-enrolled at a 2% deferral rate with an automatic annual deferral escalation of 1% per year up to a maximum of 10%. Automatic escalations occur on the payroll processed on or after August 1 of every year. Participants may elect to opt-out or contribute an amount up to 100% of eligible pre-tax or post-tax compensation, not to exceed the limits of the Internal Revenue Code (IRC). Participants direct the investment of their contributions into various investment options offered by the Plan. Participants may also contribute amounts representing distributions from other qualified defined benefit or defined contribution plans.

The Plan allows for discretionary matching contributions as determined each year by the Company. From January 1, 2020 through March 25, 2020, the Company matched 25% of the participant's deferral, up to the first 5% of compensation. In addition to matching contributions, each year the Company may make a discretionary profit sharing contribution to the Plan for substantially all non-union employees, in an amount subjectively determined by the Company. To receive an allocation of the discretionary profit sharing contribution, eligible participants must have worked at least 1,000 hours and be employed on the last day of the Plan year. Profit sharing contributions are allocated using a two-tiered permitted disparity formula. For each of the years ended December 31, 2020 and 2019, the Company made profit sharing contributions for eligible participants of $250,000 and $350,000, respectively.

1. DESCRIPTION OF PLAN – (Continued)

Participant Accounts

Each participant's account is credited with the participant's contributions, employer matching contributions, and allocations of the Company's discretionary profit sharing contributions, forfeitures of terminated participants' non-vested profit sharing accounts (if any) and Plan earnings. Participants are charged with an allocation of administrative expenses that are paid by the Plan. Allocations are based on the participant's eligible compensation, participant contributions, investment elections, specific participant transactions and/or account balances, as defined. The benefit to which a participant is entitled is the benefit that can be provided from the participant's vested account.

Payment of Benefits

On termination of service due to death, disability, retirement or other reasons, a participant may elect to receive a lump-sum amount equal to the value of the participant's vested interest in his or her account or an annuity. Participants may also elect to rollover their account to another tax deferred account or remain in the Plan until they are legally required to begin taking distributions. All vested account balances not exceeding $1,000 may be immediately distributed in a lump-sum payment. All vested account balances exceeding $1,000, but not exceeding $5,000, may be rolled into an Individual Retirement Account. With the plan administrator's approval, participants may withdraw all or part of their aggregate contributions in the event of financial hardship.

Vesting

Participants are immediately vested in their contributions and employer matching contributions plus actual earnings thereon. The Company's discretionary profit sharing contributions, plus actual earnings thereon, become 20% vested every year following two full years of service until 100% vested after six (6) years of service, attaining normal retirement age, death or disability.

Forfeitures

The unvested portion of a terminated participant's profit sharing account will be forfeited and used to pay Plan expenses or be re-allocated amongst eligible participants during the Plan year. During the years ended December 31, 2020 and 2019, forfeitures of $0 and $9,511, respectively, were re-allocated to participants. During the years ended December 31, 2020 and 2019, forfeitures of $509 and $15,408, were used to pay Plan expenses. As of December 31, 2020 and 2019, forfeitures of $8,616 and $6,356, respectively, were available to be re-allocated to participants or to pay plan expenses. Forfeitures are allocated to eligible participants in the same manner as profit sharing contributions.

1. DESCRIPTION OF PLAN – (Continued)

Notes Receivable from Participants

Participants may borrow from their fund accounts a minimum of $1,000 up to a maximum amount equal to the lesser of $50,000 or 50% of their vested account balance. Loan terms range from 1 to 5 years or within a reasonable period of time that is longer than 5 years for the purchase of a primary residence. The loans are secured by the balance in the participant's account. The interest rate will generally be the prime interest rate charged by banks as published in the Wall Street Journal as of the last day of the preceding month plus 1%. Principal and interest is paid ratably through payroll deductions. Participants may have two loans outstanding at any given time.

CARES Act

On March 27, 2020, the Coronavirus Aid, Relief, and Economic Security (CARES) Act was passed by Congress. Among other things, the CARES Act provided immediate and temporary relief for retirement plan participants with respect to distributions and participant loans. As permitted by the CARES Act, the Plan opted to implement the following provisions for qualified individuals, as defined by the CARES Act:

- Through December 31, 2020, qualified individuals were permitted to take a distribution in an amount up to $100,000 from the Plan without an early distribution penalty. Participants who take a qualified distribution have the option to have the distribution taxed over a three-year period, with the ability to recontribute up to the full amount of the distribution within three years and not be subject to federal income tax as a result.
- Through December 31, 2020, qualified individuals could suspend all plan loan repayments. Repayments resumed in January 2021, and the loan term was extended by the amount of time the payments were suspended.
- Until September 23, 2020, qualified individuals who were eligible for a new loan from the Plan were permitted to request a loan of up to $100,000 or 100% of the participant's vested account balance, whichever is less.

2. SUMMARY OF SIGNIFICANT ACCOUNTING POLICIES

Basis of Accounting

The financial statements of the Plan are prepared under the accrual method of accounting.

Investments held by a defined contribution plan are required to be reported at fair value, except for fully benefit-responsive investment contracts. Contract value is the relevant measurement attribute for that portion of the net assets available for benefits of a defined contribution plan attributable to fully benefit-responsive investment contracts because contract value is the amount participants would receive if they were to initiate permitted transactions under the terms of the Plan.

2. SUMMARY OF SIGNIFICANT ACCOUNTING POLICIES – (Continued)

Investment Valuation and Income Recognition

Investments are reported at fair value (except for the fully benefit-responsive investment contract, which is reported at contract value). Fair value is the price that would be received to sell an asset or paid to transfer a liability in an orderly transaction between market participants at the measurement date. See Note 3 for discussion of fair value measurements.

Purchases and sales of securities are recorded on a trade-date basis. Net appreciation includes the Plan's gains and losses on investments bought and sold as well as held during the year. Interest income is recorded on the accrual basis. Dividends are recorded on the ex-dividend date.

Other Income

Other income includes reimbursements from the custodians of the Plan under an expense reimbursement program.

Notes Receivable from Participants

Notes receivable from participants are measured at their unpaid principal balance plus any accrued but unpaid interest. Related fees are recorded as administrative expenses and are expensed when they are incurred. No allowance for credit losses has been recorded as of December 31, 2020 or 2019. Delinquent participant loans are reclassified as distributions based upon the terms of the plan agreement.

Corrective Distributions Payable

Amounts payable to participants for contributions in excess of amounts allowed by the Internal Revenue Service (IRS) are recorded as a liability with a corresponding reduction to contributions.

Payment of Benefits

Benefits are recorded when paid.

Plan Fees and Administrative Expenses

Plan fees and administrative expenses are generally paid by the Plan, unless paid by the Company. Expenses that are paid by the Company are excluded from these financial statements. Certain transactional fees are charged directly to the participant's account and are included in plan fees and administrative expenses.

Subsequent Events

The Company has evaluated subsequent events through the date of the independent auditor's report, which is the date the accompanying financial statements were available to be issued.

2. SUMMARY OF SIGNIFICANT ACCOUNTING POLICIES – (Continued)

Use of Estimates

The preparation of financial statements in conformity with accounting principles generally accepted in the United States of America requires management to make estimates and assumptions that affect the reported amounts of net assets available for benefits and disclosure of contingent assets and liabilities at the date of the financial statements and the reported amounts of changes in net assets available for benefits during the reporting period. Actual results could differ from those estimates.

3. FAIR VALUE MEASUREMENTS

The Financial Accounting Standards Board provides the framework for measuring fair value. That framework provides a fair value hierarchy that prioritizes the inputs to valuation techniques used to measure fair value. The hierarchy gives the highest priority to unadjusted quoted prices in active markets for identical assets or liabilities (level 1 measurements) and lowest priority to unobservable inputs (level 3 measurements). The three levels of the fair value hierarchy under this framework are described as follows:

Level 1 Inputs to the valuation methodology are unadjusted quoted prices for identical assets or liabilities in active markets that the Plan has the ability to access.

Level 2 Inputs to the valuation methodology include:

- quoted prices for similar assets or liabilities in active markets;
- quoted prices for identical or similar assets or liabilities in inactive markets;
- inputs other than quoted prices that are observable for the asset or liability;
- inputs that are derived principally from or corroborated by observable market data by correlation or other means.

If the asset or liability has a specified (contractual) term, the level 2 input must be observable for substantially the full term of the asset or liability.

Level 3 Inputs to the valuation methodology are unobservable and significant to the fair value measurement.

The asset or liability's fair value measurement level within the fair value hierarchy is based on the lowest level of any input that is significant to the fair value measurement. Valuation techniques used need to maximize the use of observable inputs and minimize the use of unobservable inputs.

3. FAIR VALUE MEASUREMENTS – (Continued)

Following is a description of the valuation methodologies used for assets measured at fair value. There have been no changes in the methodologies used at December 31, 2020 and 2019.

Registered investment companies: These investments are public investment vehicles valued using the net asset value (NAV) provided by the administrator of the fund. The NAV is based on the value of the underlying assets owned by the fund, minus its liabilities, and then divided by the number of shares outstanding. The NAV is a quoted price in an active market and classified within level 1 of the valuation hierarchy.

Pooled separate account: Valued at the NAV of shares held by the Plan at year end. The pooled separate account's unit price is quoted on a private market that is not active; however, the unit price is based on underlying investments which are traded on active markets. The NAV is used as a practical expedient to estimate fair value.

The preceding methods described may produce a fair value calculation that may not be indicative of net realizable value or reflective of future fair values. Furthermore, although the Plan believes its valuation methods are appropriate and consistent with other market participants, the use of different methodologies or assumptions to determine the fair value of certain financial instruments could result in a different fair value measurement at the reporting date.

The following table sets forth by level, within the fair value hierarchy, the Plan's investments at fair value as of December 31, 2020 and 2019:

Description	Total	Level 1	Level 2	Level 3
December 31, 2020				
Registered investment companies	$ 38,302,798	$ 38,302,798	$ -	$ -
Total assets in the fair value hierarchy	38,302,798	$ 38,302,798	$ -	$ -
Investments measured at net asset value [(a)]	3,178,612			
Total investments at fair value	$ 41,481,410			

Description	Total	Level 1	Level 2	Level 3
December 31, 2019				
Registered investment companies	$ 40,016,027	$ 40,016,027	$ -	$ -
Total assets in the fair value hierarchy	40,016,027	$ 40,016,027	$ -	$ -
Investments measured at net asset value [(a)]	1,214,103			
Total investments at fair value	$ 41,230,130			

3. FAIR VALUE MEASUREMENTS – (Continued)

(a) In accordance with Subtopic 820-10, certain investments that are measured at NAV per share as a practical expedient have not been classified in the fair value hierarchy. The fair value amounts presented in the table are intended to permit the reconciliation to the line items presented in the statements of net assets available for benefits.

In regards to the classification of investment options offered by the Plan, there were no reclassifications in or out of levels 1, 2 or 3 during the years ended December 31, 2020 and 2019. The nature, risks and investment objectives of above, including those for which fair value is estimated at NAV as a practical expedient, can be found in the Plan's enrollment literature. These investments can be redeemed immediately and without a redemption notification period. As of December 31, 2020 and 2019, there were no unfunded commitments associated with any of these investments.

4. INFORMATION CERTIFIED BY THE PLAN'S CUSTODIANS

The plan administrator has elected the method of compliance permitted by 29 CFR 2520.103-8 of the Department of Labor's (DOL) Rules and Regulations for Reporting and Disclosure under ERISA. Accordingly, Prudential Retirement Insurance and Annuity Company (Prudential) and Prudential Bank & Trust, F.S.B. (Prudential F.S.B.), the custodians of the Plan, have certified to the completeness and accuracy of:

- Investments and notes receivable from participants reflected on the accompanying statements of net assets available for benefits as of December 31, 2020 and 2019.
- Net appreciation in fair value of investments, dividend and interest income, and interest income from notes receivable from participants reflected on the accompanying statements of changes in net assets available for benefits for the years ended December 31, 2020 and 2019.
- Investments and notes receivable from participants reflected on the schedule of assets (held at end of year).

5. INVESTMENT CONTRACT WITH INSURANCE COMPANY

As of December 31, 2020 and 2019, the Plan held an investment contract, the Guaranteed Income Fund (GIF) with Prudential. This investment contract met the fully benefit-responsive criteria and therefore is reported at contract value. Contract value is the relevant measure for the fully-benefit-responsive investment contract because this is the amount received by participants if they were to initiate permitted transactions under the terms of the Plan. Contract value represents contributions made under the contract, plus earnings, less participant withdrawals, and administrative expenses.

5. INVESTMENT CONTRACT WITH INSURANCE COMPANY – (Continued)

Net deposits invested in the GIF become part of Prudential's general account. Contract value is guaranteed by the full faith and credit of Prudential. The Plan's ability to receive amounts due in accordance with fully benefit-responsive contracts is dependent on the third-party issuer's ability to meet its financial obligations. The issuer's ability to meet its contractual obligations may be affected by future economic and regulatory developments.

There are no reserves against contract value for credit risk of the contract issuer or otherwise. The crediting interest rate is based on a formula agreed upon with the issuer, but it may not be less than 0%. Such interest rates are reviewed on a semi-annual basis for resetting.

Certain events limit the ability of the Plan to transact at contract value with the issuer. Such events include the following: (1) amendments to the Plan documents (including complete or partial plan termination or merger with another plan), (2) changes to the Plan's prohibition on competing investment options or deletion of equity wash provisions, (3) bankruptcy of the Company or other Company events that cause a significant withdrawal from the Plan, or (4) the failure of the trust to qualify for exemption from Federal income taxes or any required prohibited transaction exemption under ERISA. The plan administrator does not believe that the occurrence of any such event, which would limit the Plan's ability to transact at contract value with participants, is probable. The guaranteed investment contract does not permit the insurance company to terminate the agreement prior to the scheduled maturity date.

6. RISKS AND UNCERTAINTIES

The Plan invests in various investment securities. Investment securities are exposed to various risks such as interest rate, market, and credit risks. Due to the level of risk associated with certain investment securities, it is at least reasonably possible that changes in the values of investment securities will occur in the near term and that such changes could materially affect participants' account balances and the amounts reported in the statements of net assets available for benefits.

7. PLAN TERMINATION

Although it has not expressed any intent to do so, the Company has the right to terminate or amend the Plan at any time, subject to the provisions of ERISA. In the event of Plan termination, participants will become 100% vested in their accounts.

8. PARTY-IN-INTEREST TRANSACTIONS

The Plan allows for transactions with certain parties who may perform services or have fiduciary responsibilities to the Plan. Certain Plan investments are managed by Prudential. At the discretion of the Retirement Plan Committee, the Company or the Plan may pay certain administrative expenses. During 2020 and 2019, the Plan paid $216,715 and $195,155, respectively, in contract administration fees and audit fees, and $47,750 and $46,000 in investment advisory fees, respectively, to the Plan broker.

8. PARTY-IN-INTEREST TRANSACTIONS – (Continued)

The Plan issues loans to participants, which are secured by the balances in the participants' accounts. These transactions, as well as those listed above, qualify as party-in-interest transactions for which a statutory exemption exists.

In connection with a fee sharing arrangement with the custodians of the Plan, the Plan received $99,619 and $105,836 in fee credits, for the years ending December 31, 2020 and 2019, respectively. As of December 31, 2020 and 2019, the plan had credits of $47,534 and $77,588, respectively, to offset future plan expenses.

9. TAX STATUS

The Company adopted a prototype non-standardized profit sharing/401(k) plan which received a favorable opinion letter from the IRS, on April 29, 2014, which stated that the Plan and related trust, as then designed, was in accordance with applicable sections of the IRC. The plan has since been amended. The plan administrator believes the Plan is currently designed and being operated in compliance with the applicable requirements of the IRC. The Company is aware of certain operational issues, including following the proper definition of compensation when calculating deferrals, that if not properly corrected, could be treated by the IRS as qualification failures. Corrective action will be taken by the Company so that the Plan will maintain its qualified status and therefore, no provision for income taxes has been included in the Plan's financial statements.

Accounting principles generally accepted in the United States of America require plan management to evaluate tax positions taken by the Plan and recognize a tax liability if the Plan has taken an uncertain tax position that more likely than not would not be sustained upon examination by the IRS. The plan administrator has analyzed the tax positions taken by the Plan, and has concluded that as of December 31, 2020, there are no uncertain positions taken or expected to be taken that would require recognition of a liability or disclosure in the financial statements. The Plan is subject to routine audits by taxing jurisdictions; however, there are currently no audits for any tax periods in progress.

10. RECONCILIATION OF FINANCIAL STATEMENTS TO FORM 5500

The Form 5500 reports other income and plan expenses net of the Plan's expense reimbursements of $99,619. The Department of Labor, however, has indicated that plan expense reimbursement income should be reported as other income and plan expenses be reported at the gross amount. Consequently, the statements of changes in net assets for the plan years ending December 31, 2020 and 2019 report other income of $99,619 and $105,836, respectively, and plan expenses of $264,465 and $241,155, respectively.

10. RECONCILIATION OF FINANCIAL STATEMENTS TO FORM 5500 – (Continued)

The following is a reconciliation of net assets available for benefits per the financial statements to the Form 5500 at December 31, 2020 and 2019:

	2020	2019
Net assets available for benefits per the financial statements	$ 54,232,197	$ 51,816,354
Less current year contributions receivable per the financial statements	(250,385)	(396,685)
Add corrective distributions payable	-	22,466
Net assets available for benefits per the Form 5500	$ 53,981,812	$ 51,442,135

The following is a reconciliation of the net increase in plan assets available for benefits per the financial statements to net income per the Form 5500 for the year ended December 31, 2020:

Net increase per the financial statements	$ 2,415,843
Add prior year contributions receivable per the financial statements	396,685
Less current year contributions receivable per the financial statements	(250,385)
Less prior year corrective distributions payable	(22,466)
Net income per the Form 5500	$ 2,539,677

HUNSAKER & ASSOCIATES IRVINE, INC. PROFIT SHARING PLAN
PLAN FEIN#: 95-3123103
PLAN # 001
SCHEDULE H, LINE 4i - SCHEDULE OF ASSETS (HELD AT END OF YEAR)
DECEMBER 31, 2020

(a)	(b)	(c)	(d)	(e)
	Identity of issue, borrower, or similar party	Description of investment including maturity date, rate of interest, collateral, par, or maturity value	Cost	Current Value
	Registered Investment Companies			
	Capital Research and Management Company	American Funds American Balanced Fund	**	$ 2,622,744
	Capital Research and Management Company	American Funds Capital World Growth and Income Fund	**	1,129,690
	Capital Research and Management Company	American Century Mid Cap Value Fund	**	1,338,914
	Blackrock Advisors LLC	Blackrock Inflation Protected Bond Fund	**	6,834
	Dimension Fund Advisors LP	DFA Global Real Estate Securities	**	498,739
	Invesco Advisers, Inc.	Invesco Oppenheimer Developing Markets Fund R6	**	924,471
	Pacific Investment Management Company, LLC	PIMCO StocksPLUS International Fund	**	2,756,117
	Pacific Investment Management Company, LLC	PIMCO Income Fund Institutional Class	**	1,964,366
	Principal Global Investors, LLC	Principal Mid Cap Blend Fund	**	4,793,432
	Principal Global Investors, LLC	Principal SmallCap S&P 600 Index Inst	**	411,258
	Fidelity Management & Research Company LLC	International Index	**	1,312,059
	Fidelity Management & Research Company LLC	Large Cap Growth Index	**	1,656,572
	Fidelity Management & Research Company LLC	Extended Market Index	**	792,141
	Fidelity Management & Research Company LLC	500 Index Fund	**	5,281,874
	T. Rowe Price Associates, Inc.	T. Rowe Price Blue Chip Growth Fund	**	4,423,288
	T. Rowe Price Associates, Inc.	T. Rowe Price New Horizons Fund	**	1,604,802
	PGIM Investments LLC	PGIM Total Return Bond Z	**	3,501,881
	Vanguard Group Inc.	Vanguard Equity-Income Fund Admiral Shares	**	3,283,616
				38,302,798
	Pooled Separate Accounts			
*	Prudential Retirement Insurance and Annuity Company	Small Cap Value / Victory Fund	**	1,479,987
*	Prudential Retirement Insurance and Annuity Company	Income Flex Target Easy Path Balanced Fund	**	1,698,625
				3,178,612
	Guaranteed Investment Contract			
*	Prudential Retirement Insurance and Annuity Company	Guaranteed Income Fund	**	11,546,503
	Notes Receivable from Participants			
*	Participant Loans	Interest rates ranging from 4.25% to 6.50%	-	953,899
				$ 53,981,812

* A party-in-interest as defined by ERISA.

** Disclosure of this information is not required by the Department of Labor's Rules and Regulations for Reporting and Disclosure under ERISA when the account is participant directed.

See accompanying independent auditor's report and notes to the financial statements.