Form 5500

Department of the Treasury
Internal Revenue Service

Department of Labor
Employee Benefits Security Administration

Pension Benefit Guaranty Corporation

Annual Return/Report of Employee Benefit Plan

This form is required to be filed for employee benefit plans under sections 104 and 4065 of the Employee Retirement Income Security Act of 1974 (ERISA) and sections 6057(b) and 6058(a) of the Internal Revenue Code (the Code).

▶ **Complete all entries in accordance with the instructions to the Form 5500.**

OMB Nos. 1210-0110
1210-0089

2021

This Form is Open to Public Inspection

Part I Annual Report Identification Information

For calendar plan year 2021 or fiscal plan year beginning 01/01/2021 and ending 12/31/2021

A This return/report is for:
- [X] a multiemployer plan
- [ ] a multiple-employer plan (Filers checking this box must attach a list of participating employer information in accordance with the form instructions.)
- [ ] a single-employer plan
- [ ] a DFE (specify) ____

B This return/report is:
- [ ] the first return/report
- [ ] the final return/report
- [ ] an amended return/report
- [ ] a short plan year return/report (less than 12 months)

C If the plan is a collectively-bargained plan, check here. . . . . ▶ [X]

D Check box if filing under:
- [X] Form 5558
- [ ] automatic extension
- [ ] the DFVC program
- [ ] special extension (enter description)

E If this is a retroactively adopted plan permitted by SECURE Act section 201, check here. . . . . ▶ [ ]

Part II Basic Plan Information—enter all requested information

1a Name of plan
IAM NATIONAL PENSION FUND

1b Three-digit plan number (PN) ▶ 002

1c Effective date of plan 01/01/1991

2a Plan sponsor's name (employer, if for a single-employer plan)
Mailing address (include room, apt., suite no. and street, or P.O. Box)
City or town, state or province, country, and ZIP or foreign postal code (if foreign, see instructions)
BOARD OF TRUSTEES OF THE I.A.M. NATIONAL PENSION FUND

99 M STREET, SE, SUITE 600
WASHINGTON, DC 20003-3799

2b Employer Identification Number (EIN) 51-6031295

2c Plan Sponsor's telephone number 202-785-2658

2d Business code (see instructions) 333510

Caution: A penalty for the late or incomplete filing of this return/report will be assessed unless reasonable cause is established.

Under penalties of perjury and other penalties set forth in the instructions, I declare that I have examined this return/report, including accompanying schedules, statements and attachments, as well as the electronic version of this return/report, and to the best of my knowledge and belief, it is true, correct, and complete.

SIGN HERE	Filed with authorized/valid electronic signature.	10/04/2022	STEVE GALLOWAY
	Signature of plan administrator	Date	Enter name of individual signing as plan administrator
SIGN HERE	Filed with authorized/valid electronic signature.	10/04/2022	JUSTIN WELNER
	Signature of employer/plan sponsor	Date	Enter name of individual signing as employer or plan sponsor
SIGN HERE			
	Signature of DFE	Date	Enter name of individual signing as DFE

3a Plan administrator's name and address [X] Same as Plan Sponsor	**3b** Administrator's EIN	
	3c Administrator's telephone number	

4 If the name and/or EIN of the plan sponsor or the plan name has changed since the last return/report filed for this plan, enter the plan sponsor's name, EIN, the plan name and the plan number from the last return/report: **a** Sponsor's name **c** Plan Name	**4b** EIN **4d** PN	

5 Total number of participants at the beginning of the plan year	**5**	297463
6 Number of participants as of the end of the plan year unless otherwise stated (welfare plans complete only lines **6a(1), 6a(2), 6b, 6c,** and **6d**).		
a(1) Total number of active participants at the beginning of the plan year	**6a(1)**	101089
a(2) Total number of active participants at the end of the plan year	**6a(2)**	94512
b Retired or separated participants receiving benefits	**6b**	95676
c Other retired or separated participants entitled to future benefits	**6c**	85363
d Subtotal. Add lines **6a(2)**, **6b**, and **6c**	**6d**	275551
e Deceased participants whose beneficiaries are receiving or are entitled to receive benefits.	**6e**	22530
f Total. Add lines **6d** and **6e**	**6f**	298081
g Number of participants with account balances as of the end of the plan year (only defined contribution plans complete this item)	**6g**	
h Number of participants who terminated employment during the plan year with accrued benefits that were less than 100% vested	**6h**	2292
7 Enter the total number of employers obligated to contribute to the plan (only multiemployer plans complete this item)	**7**	928

8a If the plan provides pension benefits, enter the applicable pension feature codes from the List of Plan Characteristics Codes in the instructions:

1B

b If the plan provides welfare benefits, enter the applicable welfare feature codes from the List of Plan Characteristics Codes in the instructions:

9a Plan funding arrangement (check all that apply)		**9b** Plan benefit arrangement (check all that apply)	
(1)	[ ] Insurance	**(1)**	[ ] Insurance
(2)	[ ] Code section 412(e)(3) insurance contracts	**(2)**	[ ] Code section 412(e)(3) insurance contracts
(3)	[X] Trust	**(3)**	[X] Trust
(4)	[ ] General assets of the sponsor	**(4)**	[ ] General assets of the sponsor

10 Check all applicable boxes in 10a and 10b to indicate which schedules are attached, and, where indicated, enter the number attached. (See instructions)

a Pension Schedules

- **(1)** [X] **R** (Retirement Plan Information)
- **(2)** [X] **MB** (Multiemployer Defined Benefit Plan and Certain Money Purchase Plan Actuarial Information) - signed by the plan actuary
- **(3)** [ ] **SB** (Single-Employer Defined Benefit Plan Actuarial Information) - signed by the plan actuary

b General Schedules

- **(1)** [X] **H** (Financial Information)
- **(2)** [ ] **I** (Financial Information – Small Plan)
- **(3)** [ ] ___ **A** (Insurance Information)
- **(4)** [X] **C** (Service Provider Information)
- **(5)** [X] **D** (DFE/Participating Plan Information)
- **(6)** [ ] **G** (Financial Transaction Schedules)

Part III Form M-1 Compliance Information (to be completed by welfare benefit plans)

11a If the plan provides welfare benefits, was the plan subject to the Form M-1 filing requirements during the plan year? (See instructions and 29 CFR 2520.101-2.) ..... ☐ Yes ☐ No

If "Yes" is checked, complete lines 11b and 11c.

11b Is the plan currently in compliance with the Form M-1 filing requirements? (See instructions and 29 CFR 2520.101-2.) ..... ☐ Yes ☐ No

11c Enter the Receipt Confirmation Code for the 2021 Form M-1 annual report. If the plan was not required to file the 2021 Form M-1 annual report, enter the Receipt Confirmation Code for the most recent Form M-1 that was required to be filed under the Form M-1 filing requirements. (Failure to enter a valid Receipt Confirmation Code will subject the Form 5500 filing to rejection as incomplete.)

Receipt Confirmation Code_____

SCHEDULE MB (Form 5500)

Department of the Treasury
Internal Revenue Service

Department of Labor
Employee Benefits Security Administration

Pension Benefit Guaranty Corporation

Multiemployer Defined Benefit Plan and Certain Money Purchase Plan Actuarial Information

This schedule is required to be filed under section 104 of the Employee Retirement Income Security Act of 1974 (ERISA) and section 6059 of the Internal Revenue Code (the Code).

▶ **File as an attachment to Form 5500 or 5500-SF.**

OMB No. 1210-0110

2021

This Form is Open to Public Inspection

For calendar plan year 2021 or fiscal plan year beginning 01/01/2021 and ending 12/31/2021

▶ **Round off amounts to nearest dollar.**

▶ **Caution:** A penalty of $1,000 will be assessed for late filing of this report unless reasonable cause is established.

A Name of plan
IAM NATIONAL PENSION FUND

B Three-digit plan number (PN) ▶ 002

C Plan sponsor's name as shown on line 2a of Form 5500 or 5500-SF
BOARD OF TRUSTEES OF THE I.A.M. NATIONAL PENSION FUND

D Employer Identification Number (EIN)
51-6031295

E Type of plan: **(1)** [X] Multiemployer Defined Benefit **(2)** [ ] Money Purchase (see instructions)

1a	Enter the valuation date: Month 01 Day 01 Year 2021		
b	Assets		
(1)	Current value of assets	**1b(1)**	14062264971
(2)	Actuarial value of assets for funding standard account	**1b(2)**	13445708809
c	**(1)** Accrued liability for plan using immediate gain methods	**1c(1)**	17747035993
(2)	Information for plans using spread gain methods:		
(a)	Unfunded liability for methods with bases	**1c(2)(a)**	
(b)	Accrued liability under entry age normal method	**1c(2)(b)**	
(c)	Normal cost under entry age normal method	**1c(2)(c)**	
(3)	Accrued liability under unit credit cost method	**1c(3)**	16064688246
d	Information on current liabilities of the plan:		
(1)	Amount excluded from current liability attributable to pre-participation service (see instructions)	**1d(1)**	
(2)	"RPA '94" information:		
(a)	Current liability	**1d(2)(a)**	30710817992
(b)	Expected increase in current liability due to benefits accruing during the plan year	**1d(2)(b)**	1211370963
(c)	Expected release from "RPA '94" current liability for the plan year	**1d(2)(c)**	955574170
(3)	Expected plan disbursements for the plan year	**1d(3)**	1003550692

Statement by Enrolled Actuary

To the best of my knowledge, the information supplied in this schedule and accompanying schedules, statements and attachments, if any, is complete and accurate. Each prescribed assumption was applied in accordance with applicable law and regulations. In my opinion, each other assumption is reasonable (taking into account the experience of the plan and reasonable expectations) and such other assumptions, in combination, offer my best estimate of anticipated experience under the plan.

SIGN HERE

	10/07/2022
Signature of actuary	Date
GENE KALWARSKI, FSA, EA	20-02845
Type or print name of actuary	Most recent enrollment number
CHEIRON, INC.	703-893-1456
Firm name	Telephone number (including area code)
8300 GREENSBORO DRIVE, SUITE 800, MCLEAN, VA 22102	
Address of the firm	

If the actuary has not fully reflected any regulation or ruling promulgated under the statute in completing this schedule, check the box and see instructions [ ]

2 Operational information as of beginning of this plan year:

a Current value of assets (see instructions)	**2a**		14173177094
b "RPA '94" current liability/participant count breakdown:		**(1)** Number of participants	**(2)** Current liability
(1) For retired participants and beneficiaries receiving payment		112891	12925116922
(2) For terminated vested participants		82014	5503187133
(3) For active participants:			
(a) Non-vested benefits			896652289
(b) Vested benefits			11385861648
(c) Total active		92960	12282513937
(4) Total		287865	30710817992
c If the percentage resulting from dividing line 2a by line 2b(4), column (2), is less than 70%, enter such percentage	**2c**		46.15 %

3 Contributions made to the plan for the plan year by employer(s) and employees:

(a) Date (MM-DD-YYYY)	**(b)** Amount paid by employer(s)	**(c)** Amount paid by employees	**(a)** Date (MM-DD-YYYY)	**(b)** Amount paid by employer(s)	**c)** Amount paid by employees
07/15/2021	532319166				
			Totals ► **3(b)**	532319166	**3(c)**

(d) Total withdrawal liability amounts included in line 3(b) total	**3(d)**	25156709

4 Information on plan status:

a Funded percentage for monitoring plan's status (line 1b(2) divided by line 1c(3))	**4a**	83.7 %
b Enter code to indicate plan's status (see instructions for attachment of supporting evidence of plan's status). If entered code is "N," go to line 5	**4b**	C

c Is the plan making the scheduled progress under any applicable funding improvement or rehabilitation plan? ☐ Yes ☒ No

d If the plan is in critical status or critical and declining status, were any benefits reduced (see instructions)? ☒ Yes ☐ No

e If line d is "Yes," enter the reduction in liability resulting from the reduction in benefits (see instructions), measured as of the valuation date	**4e**	1071103
f If the rehabilitation plan projects emergence from critical status or critical and declining status, enter the plan year in which it is projected to emerge. If the rehabilitation plan is based on forestalling possible insolvency, enter the plan year in which insolvency is expected and check here ☐	**4f**	2031

5 Actuarial cost method used as the basis for this plan year's funding standard account computations (check all that apply):

a ☐ Attained age normal **b** ☒ Entry age normal **c** ☐ Accrued benefit (unit credit) **d** ☐ Aggregate

e ☐ Frozen initial liability **f** ☐ Individual level premium **g** ☐ Individual aggregate **h** ☐ Shortfall

i ☐ Other (specify):

j If box h is checked, enter period of use of shortfall method	**5j**	

k Has a change been made in funding method for this plan year? ☐ Yes ☒ No

l If line k is "Yes," was the change made pursuant to Revenue Procedure 2000-40 or other automatic approval? ☐ Yes ☐ No

m If line k is "Yes," and line l is "No," enter the date (MM-DD-YYYY) of the ruling letter (individual or class) approving the change in funding method	**5m**	

6 Checklist of certain actuarial assumptions:

a Interest rate for "RPA '94" current liability		**6a**	2.43 %		
			Pre-retirement	Post-retirement	
b Rates specified in insurance or annuity contracts			☐ Yes ☐ No ☒ N/A	☐ Yes ☐ No ☒ N/A	
c Mortality table code for valuation purposes:					
(1) Males		**6c(1)**	A	A	
(2) Females		**6c(2)**	A	A	
d Valuation liability interest rate		**6d**	7.25 %	7.25 %	
e Expense loading		**6e**	13.5 % ☐ N/A	% ☒ N/A	
f Salary scale		**6f**	% ☒ N/A		
g Estimated investment return on actuarial value of assets for year ending on the valuation date		**6g**	8.7 %		
h Estimated investment return on current value of assets for year ending on the valuation date		**6h**	12.5 %		

7 New amortization bases established in the current plan year:

(1) Type of base	**(2)** Initial balance	**(3)** Amortization Charge/Credit
1	-192281598	-19996327
3	61570919	6403068
3	3779513	393051

8 Miscellaneous information:

a If a waiver of a funding deficiency has been approved for this plan year, enter the date (MM-DD-YYYY) of the ruling letter granting the approval	**8a**	
b(1) Is the plan required to provide a projection of expected benefit payments? (See the instructions.) If "Yes," attach a schedule		☒ Yes ☐ No
b(2) Is the plan required to provide a Schedule of Active Participant Data? (See the instructions.) If "Yes," attach a schedule		☒ Yes ☐ No
c Are any of the plan's amortization bases operating under an extension of time under section 412(e) (as in effect prior to 2008) or section 431(d) of the Code?		☒ Yes ☐ No
d If line c is "Yes," provide the following additional information:		
(1) Was an extension granted automatic approval under section 431(d)(1) of the Code?		☒ Yes ☐ No
(2) If line 8d(1) is "Yes," enter the number of years by which the amortization period was extended	**8d(2)**	5
(3) Was an extension approved by the Internal Revenue Service under section 412(e) (as in effect prior to 2008) or 431(d)(2) of the Code?		☐ Yes ☒ No
(4) If line 8d(3) is "Yes," enter number of years by which the amortization period was extended (not including the number of years in line (2))	**8d(4)**	
(5) If line 8d(3) is "Yes," enter the date of the ruling letter approving the extension	**8d(5)**	
(6) If line 8d(3) is "Yes," is the amortization base eligible for amortization using interest rates applicable under section 6621(b) of the Code for years beginning after 2007?		☐ Yes ☐ No
e If box 5h is checked or line 8c is "Yes," enter the difference between the minimum required contribution for the year and the minimum that would have been required without using the shortfall method or extending the amortization base(s)	**8e**	-4238448

9 Funding standard account statement for this plan year:

Charges to funding standard account:			
a Prior year funding deficiency, if any		**9a**	0
b Employer's normal cost for plan year as of valuation date		**9b**	315075911
c Amortization charges as of valuation date:		Outstanding balance	
(1) All bases except funding waivers and certain bases for which the amortization period has been extended	**9c(1)**	8174847897	979079600
(2) Funding waivers	**9c(2)**	0	0
(3) Certain bases for which the amortization period has been extended	**9c(3)**	0	0
d Interest as applicable on lines 9a, 9b, and 9c		**9d**	93826275
e Total charges. Add lines 9a through 9d		**9e**	1387981786

6 Checklist of certain actuarial assumptions:

a Interest rate for "RPA '94" current liability		**6a**	%			
		Pre-retirement		Post-retirement		
b Rates specified in insurance or annuity contracts		☐ Yes ☐ No ☐ N/A		☐ Yes ☐ No ☐ N/A		
c Mortality table code for valuation purposes:						
(1) Males	**6c(1)**					
(2) Females	**6c(2)**					
d Valuation liability interest rate	**6d**	%		%		
e Expense loading	**6e**	%	☐ N/A	%	☐ N/A	
f Salary scale	**6f**	%	☐ N/A			
g Estimated investment return on actuarial value of assets for year ending on the valuation date	**6g**	%				
h Estimated investment return on current value of assets for year ending on the valuation date	**6h**	%				

7 New amortization bases established in the current plan year:

(1) Type of base	**(2)** Initial balance	**(3)** Amortization Charge/Credit
3	-1071103	-111389
4	483957616	50329178

8 Miscellaneous information:

a If a waiver of a funding deficiency has been approved for this plan year, enter the date (MM-DD-YYYY) of the ruling letter granting the approval	**8a**	
b(1) Is the plan required to provide a projection of expected benefit payments? (See the instructions.) If "Yes," attach a schedule		☐ Yes ☐ No
b(2) Is the plan required to provide a Schedule of Active Participant Data? (See the instructions.) If "Yes," attach a schedule		☐ Yes ☐ No
c Are any of the plan's amortization bases operating under an extension of time under section 412(e) (as in effect prior to 2008) or section 431(d) of the Code?		☐ Yes ☐ No
d If line c is "Yes," provide the following additional information:		
(1) Was an extension granted automatic approval under section 431(d)(1) of the Code?		☐ Yes ☐ No
(2) If line 8d(1) is "Yes," enter the number of years by which the amortization period was extended	**8d(2)**	
(3) Was an extension approved by the Internal Revenue Service under section 412(e) (as in effect prior to 2008) or 431(d)(2) of the Code?		☐ Yes ☐ No
(4) If line 8d(3) is "Yes," enter number of years by which the amortization period was extended (not including the number of years in line (2))	**8d(4)**	
(5) If line 8d(3) is "Yes," enter the date of the ruling letter approving the extension	**8d(5)**	
(6) If line 8d(3) is "Yes," is the amortization base eligible for amortization using interest rates applicable under section 6621(b) of the Code for years beginning after 2007?		☐ Yes ☐ No
e If box 5h is checked or line 8c is "Yes," enter the difference between the minimum required contribution for the year and the minimum that would have been required without using the shortfall method or extending the amortization base(s)	**8e**	

9 Funding standard account statement for this plan year:

Charges to funding standard account:

a Prior year funding deficiency, if any		**9a**	
b Employer's normal cost for plan year as of valuation date		**9b**	
c Amortization charges as of valuation date:		Outstanding balance	
(1) All bases except funding waivers and certain bases for which the amortization period has been extended	**9c(1)**		
(2) Funding waivers	**9c(2)**		
(3) Certain bases for which the amortization period has been extended	**9c(3)**		
d Interest as applicable on lines 9a, 9b, and 9c		**9d**	
e Total charges. Add lines 9a through 9d		**9e**	

Credits to funding standard account:

f	Prior year credit balance, if any		**9f**	1703710826
g	Employer contributions. Total from column (b) of line 3		**9g**	532319166
		Outstanding balance		
h	Amortization credits as of valuation date	**9h** 2169809887		441054728
i	Interest as applicable to end of plan year on lines 9f, 9g, and 9h		**9i**	173184025
j	Full funding limitation (FFL) and credits:			
	(1) ERISA FFL (accrued liability FFL)	**9j(1)** 6778322180		
	(2) "RPA '94" override (90% current liability FFL)	**9j(2)** 15169007097		
	(3) FFL credit		**9j(3)**	0
k	**(1)** Waived funding deficiency		**9k(1)**	0
	(2) Other credits		**9k(2)**	0
l	Total credits. Add lines 9f through 9i, 9j(3), 9k(1), and 9k(2)		**9l**	2850268745
m	Credit balance: If line 9l is greater than line 9e, enter the difference		**9m**	1462286959
n	Funding deficiency: If line 9e is greater than line 9l, enter the difference		**9n**	

9 o	Current year's accumulated reconciliation account:		
	(1) Due to waived funding deficiency accumulated prior to the 2021 plan year	**9o(1)**	0
	(2) Due to amortization bases extended and amortized using the interest rate under section 6621(b) of the Code:		
	(a) Reconciliation outstanding balance as of valuation date	**9o(2)(a)**	0
	(b) Reconciliation amount (line 9c(3) balance minus line 9o(2)(a))	**9o(2)(b)**	0
	(3) Total as of valuation date	**9o(3)**	0
10	Contribution necessary to avoid an accumulated funding deficiency. (See instructions.)	**10**	
11	Has a change been made in the actuarial assumptions for the current plan year? If "Yes," see instructions		[X] Yes [ ] No

SCHEDULE C (Form 5500)	Service Provider Information	OMB No. 1210-0110
Department of the Treasury Internal Revenue Service Department of Labor Employee Benefits Security Administration Pension Benefit Guaranty Corporation	This schedule is required to be filed under section 104 of the Employee Retirement Income Security Act of 1974 (ERISA). ▶ **File as an attachment to Form 5500.**	**2021** **This Form is Open to Public Inspection.**

For calendar plan year 2021 or fiscal plan year beginning 01/01/2021 and ending 12/31/2021

A Name of plan
IAM NATIONAL PENSION FUND

B Three-digit plan number (PN) ▶ 002

C Plan sponsor's name as shown on line 2a of Form 5500
BOARD OF TRUSTEES OF THE I.A.M. NATIONAL PENSION FUND

D Employer Identification Number (EIN)
51-6031295

Part I Service Provider Information (see instructions)

You must complete this Part, in accordance with the instructions, to report the information required for **each person** who received, directly or indirectly, $5,000 or more in total compensation (i.e., money or anything else of monetary value) in connection with services rendered to the plan or the person's position with the plan during the plan year. If a person received **only** eligible indirect compensation for which the plan received the required disclosures, you are required to answer line 1 but are not required to include that person when completing the remainder of this Part.

1 Information on Persons Receiving Only Eligible Indirect Compensation

a Check "Yes" or "No" to indicate whether you are excluding a person from the remainder of this Part because they received only eligible indirect compensation for which the plan received the required disclosures (see instructions for definitions and conditions).. . . . . [X] Yes [ ] No

b If you answered line 1a "Yes," enter the name and EIN or address of each person providing the required disclosures for the service providers who received only eligible indirect compensation. Complete as many entries as needed (see instructions).

(b) Enter name and EIN or address of person who provided you disclosures on eligible indirect compensation

UNION INSURANCE GROUP

36-4226088

(b) Enter name and EIN or address of person who provided you disclosures on eligible indirect compensation

PRINCIPAL FINANCIAL GROUP INC

42-1520346

(b) Enter name and EIN or address of person who provided you disclosures on eligible indirect compensation

RICE HALL JAMES & ASSOC.

43-1995258

(b) Enter name and EIN or address of person who provided you disclosures on eligible indirect compensation

(b) Enter name and EIN or address of person who provided you disclosures on eligible indirect compensation

(b) Enter name and EIN or address of person who provided you disclosures on eligible indirect compensation

(b) Enter name and EIN or address of person who provided you disclosures on eligible indirect compensation

(b) Enter name and EIN or address of person who provided you disclosures on eligible indirect compensation

(b) Enter name and EIN or address of person who provided you disclosures on eligible indirect compensation

(b) Enter name and EIN or address of person who provided you disclosures on eligible indirect compensation

(b) Enter name and EIN or address of person who provided you disclosures on eligible indirect compensation

(b) Enter name and EIN or address of person who provided you disclosures on eligible indirect compensation

2. Information on Other Service Providers Receiving Direct or Indirect Compensation. Except for those persons for whom you answered "Yes" to line 1a above, complete as many entries as needed to list each person receiving, directly or indirectly, $5,000 or more in total compensation (i.e., money or anything else of value) in connection with services rendered to the plan or their position with the plan during the plan year. (See instructions).

(a) Enter name and EIN or address (see instructions)

BLACKSTONE ALTERNATIVE ASSET MGMT

13-3702086

(b) Service Code(s)	(c) Relationship to employer, employee organization, or person known to be a party-in-interest	(d) Enter direct compensation paid by the plan. If none, enter -0-.	(e) Did service provider receive indirect compensation? (sources other than plan or plan sponsor)	(f) Did indirect compensation include eligible indirect compensation, for which the plan received the required disclosures?	(g) Enter total indirect compensation received by service provider excluding eligible indirect compensation for which you answered "Yes" to element (f). If none, enter -0-.	(h) Did the service provider give you a formula instead of an amount or estimated amount?
28 51	NONE	4850376	Yes [ ] No [X]	Yes [ ] No [ ]		Yes [ ] No [ ]

(a) Enter name and EIN or address (see instructions)

ENTRUSTPERMAL

41-2048502

(b) Service Code(s)	(c) Relationship to employer, employee organization, or person known to be a party-in-interest	(d) Enter direct compensation paid by the plan. If none, enter -0-.	(e) Did service provider receive indirect compensation? (sources other than plan or plan sponsor)	(f) Did indirect compensation include eligible indirect compensation, for which the plan received the required disclosures?	(g) Enter total indirect compensation received by service provider excluding eligible indirect compensation for which you answered "Yes" to element (f). If none, enter -0-.	(h) Did the service provider give you a formula instead of an amount or estimated amount?
28 51	NONE	4616773	Yes [ ] No [X]	Yes [ ] No [ ]		Yes [ ] No [ ]

(a) Enter name and EIN or address (see instructions)

VITECH SYSTEMS SUB LLC

13-3785492

(b) Service Code(s)	(c) Relationship to employer, employee organization, or person known to be a party-in-interest	(d) Enter direct compensation paid by the plan. If none, enter -0-.	(e) Did service provider receive indirect compensation? (sources other than plan or plan sponsor)	(f) Did indirect compensation include eligible indirect compensation, for which the plan received the required disclosures?	(g) Enter total indirect compensation received by service provider excluding eligible indirect compensation for which you answered "Yes" to element (f). If none, enter -0-.	(h) Did the service provider give you a formula instead of an amount or estimated amount?
50 70	NONE	4208847	Yes [ ] No [X]	Yes [ ] No [ ]		Yes [ ] No [ ]

2. Information on Other Service Providers Receiving Direct or Indirect Compensation. Except for those persons for whom you answered "Yes" to line 1a above, complete as many entries as needed to list each person receiving, directly or indirectly, $5,000 or more in total compensation (i.e., money or anything else of value) in connection with services rendered to the plan or their position with the plan during the plan year. (See instructions).

(a) Enter name and EIN or address (see instructions)

NATIONAL IAM BENEFIT TRUST

36-6562520

(b) Service Code(s)	(c) Relationship to employer, employee organization, or person known to be a party-in-interest	(d) Enter direct compensation paid by the plan. If none, enter -0-.	(e) Did service provider receive indirect compensation? (sources other than plan or plan sponsor)	(f) Did indirect compensation include eligible indirect compensation, for which the plan received the required disclosures?	(g) Enter total indirect compensation received by service provider excluding eligible indirect compensation for which you answered "Yes" to element (f). If none, enter -0-.	(h) Did the service provider give you a formula instead of an amount or estimated amount?
50 22 50	RELATED ENTITY	3436998	Yes [ ] No [X]	Yes [ ] No [ ]		Yes [ ] No [ ]

(a) Enter name and EIN or address (see instructions)

AMERICAN REALTY ADVISORS

33-0123114

(b) Service Code(s)	(c) Relationship to employer, employee organization, or person known to be a party-in-interest	(d) Enter direct compensation paid by the plan. If none, enter -0-.	(e) Did service provider receive indirect compensation? (sources other than plan or plan sponsor)	(f) Did indirect compensation include eligible indirect compensation, for which the plan received the required disclosures?	(g) Enter total indirect compensation received by service provider excluding eligible indirect compensation for which you answered "Yes" to element (f). If none, enter -0-.	(h) Did the service provider give you a formula instead of an amount or estimated amount?
28 51	NONE	2463755	Yes [ ] No [X]	Yes [ ] No [ ]		Yes [ ] No [ ]

(a) Enter name and EIN or address (see instructions)

HAMILTON LANE ADVISORS LLC

23-2962336

(b) Service Code(s)	(c) Relationship to employer, employee organization, or person known to be a party-in-interest	(d) Enter direct compensation paid by the plan. If none, enter -0-.	(e) Did service provider receive indirect compensation? (sources other than plan or plan sponsor)	(f) Did indirect compensation include eligible indirect compensation, for which the plan received the required disclosures?	(g) Enter total indirect compensation received by service provider excluding eligible indirect compensation for which you answered "Yes" to element (f). If none, enter -0-.	(h) Did the service provider give you a formula instead of an amount or estimated amount?
28 51	NONE	2418335	Yes [ ] No [X]	Yes [ ] No [ ]		Yes [ ] No [ ]

2. Information on Other Service Providers Receiving Direct or Indirect Compensation. Except for those persons for whom you answered "Yes" to line 1a above, complete as many entries as needed to list each person receiving, directly or indirectly, $5,000 or more in total compensation (i.e., money or anything else of value) in connection with services rendered to the plan or their position with the plan during the plan year. (See instructions).

(a) Enter name and EIN or address (see instructions)

ACADIAN ASSET MANAGEMENT LLC

04-2929221

(b) Service Code(s)	(c) Relationship to employer, employee organization, or person known to be a party-in-interest	(d) Enter direct compensation paid by the plan. If none, enter -0-.	(e) Did service provider receive indirect compensation? (sources other than plan or plan sponsor)	(f) Did indirect compensation include eligible indirect compensation, for which the plan received the required disclosures?	(g) Enter total indirect compensation received by service provider excluding eligible indirect compensation for which you answered "Yes" to element (f). If none, enter -0-.	(h) Did the service provider give you a formula instead of an amount or estimated amount?
28 51	NONE	2383692	Yes [ ] No [X]	Yes [ ] No [ ]		Yes [ ] No [ ]

(a) Enter name and EIN or address (see instructions)

PRINCIPAL LIFE INSURANCE COMPANY

42-0127290

(b) Service Code(s)	(c) Relationship to employer, employee organization, or person known to be a party-in-interest	(d) Enter direct compensation paid by the plan. If none, enter -0-.	(e) Did service provider receive indirect compensation? (sources other than plan or plan sponsor)	(f) Did indirect compensation include eligible indirect compensation, for which the plan received the required disclosures?	(g) Enter total indirect compensation received by service provider excluding eligible indirect compensation for which you answered "Yes" to element (f). If none, enter -0-.	(h) Did the service provider give you a formula instead of an amount or estimated amount?
28 51 62	NONE	1936691	Yes [X] No [ ]	Yes [X] No [ ]	0	Yes [ ] No [ ]

(a) Enter name and EIN or address (see instructions)

T. ROWE PRICE TRUST COMPANY

52-1309931

(b) Service Code(s)	(c) Relationship to employer, employee organization, or person known to be a party-in-interest	(d) Enter direct compensation paid by the plan. If none, enter -0-.	(e) Did service provider receive indirect compensation? (sources other than plan or plan sponsor)	(f) Did indirect compensation include eligible indirect compensation, for which the plan received the required disclosures?	(g) Enter total indirect compensation received by service provider excluding eligible indirect compensation for which you answered "Yes" to element (f). If none, enter -0-.	(h) Did the service provider give you a formula instead of an amount or estimated amount?
21 24 28 51 68	NONE	1902702	Yes [X] No [ ]	Yes [X] No [ ]	0	Yes [ ] No [ ]

2. Information on Other Service Providers Receiving Direct or Indirect Compensation. Except for those persons for whom you answered "Yes" to line 1a above, complete as many entries as needed to list each person receiving, directly or indirectly, $5,000 or more in total compensation (i.e., money or anything else of value) in connection with services rendered to the plan or their position with the plan during the plan year. (See instructions).

(a) Enter name and EIN or address (see instructions)

JACKSON SQUARE PARTNERS

80-0945254

(b) Service Code(s)	(c) Relationship to employer, employee organization, or person known to be a party-in-interest	(d) Enter direct compensation paid by the plan. If none, enter -0-.	(e) Did service provider receive indirect compensation? (sources other than plan or plan sponsor)	(f) Did indirect compensation include eligible indirect compensation, for which the plan received the required disclosures?	(g) Enter total indirect compensation received by service provider excluding eligible indirect compensation for which you answered "Yes" to element (f). If none, enter -0-.	(h) Did the service provider give you a formula instead of an amount or estimated amount?
28 51 68	NONE	1859608	Yes [X] No [ ]	Yes [X] No [ ]	0	Yes [ ] No [ ]

(a) Enter name and EIN or address (see instructions)

ALGERT GLOBAL LLC

47-0881014

(b) Service Code(s)	(c) Relationship to employer, employee organization, or person known to be a party-in-interest	(d) Enter direct compensation paid by the plan. If none, enter -0-.	(e) Did service provider receive indirect compensation? (sources other than plan or plan sponsor)	(f) Did indirect compensation include eligible indirect compensation, for which the plan received the required disclosures?	(g) Enter total indirect compensation received by service provider excluding eligible indirect compensation for which you answered "Yes" to element (f). If none, enter -0-.	(h) Did the service provider give you a formula instead of an amount or estimated amount?
28 51	NONE	1851558	Yes [ ] No [X]	Yes [ ] No [ ]		Yes [ ] No [ ]

(a) Enter name and EIN or address (see instructions)

PROSKAUER ROSE, LLP

13-1840454

(b) Service Code(s)	(c) Relationship to employer, employee organization, or person known to be a party-in-interest	(d) Enter direct compensation paid by the plan. If none, enter -0-.	(e) Did service provider receive indirect compensation? (sources other than plan or plan sponsor)	(f) Did indirect compensation include eligible indirect compensation, for which the plan received the required disclosures?	(g) Enter total indirect compensation received by service provider excluding eligible indirect compensation for which you answered "Yes" to element (f). If none, enter -0-.	(h) Did the service provider give you a formula instead of an amount or estimated amount?
29 50	NONE	1752632	Yes [ ] No [X]	Yes [ ] No [ ]		Yes [ ] No [ ]

2. Information on Other Service Providers Receiving Direct or Indirect Compensation. Except for those persons for whom you answered "Yes" to line 1a above, complete as many entries as needed to list each person receiving, directly or indirectly, $5,000 or more in total compensation (i.e., money or anything else of value) in connection with services rendered to the plan or their position with the plan during the plan year. (See instructions).

(a) Enter name and EIN or address (see instructions)

NEW SOUTH CAPITAL MGMT

62-1237220

(b) Service Code(s)	(c) Relationship to employer, employee organization, or person known to be a party-in-interest	(d) Enter direct compensation paid by the plan. If none, enter -0-.	(e) Did service provider receive indirect compensation? (sources other than plan or plan sponsor)	(f) Did indirect compensation include eligible indirect compensation, for which the plan received the required disclosures?	(g) Enter total indirect compensation received by service provider excluding eligible indirect compensation for which you answered "Yes" to element (f). If none, enter -0-.	(h) Did the service provider give you a formula instead of an amount or estimated amount?
28 51 68	NONE	1668101	Yes [X] No [ ]	Yes [X] No [ ]	0	Yes [ ] No [ ]

(a) Enter name and EIN or address (see instructions)

HEITMAN CAPITAL MANAGEMENT

36-4263867

(b) Service Code(s)	(c) Relationship to employer, employee organization, or person known to be a party-in-interest	(d) Enter direct compensation paid by the plan. If none, enter -0-.	(e) Did service provider receive indirect compensation? (sources other than plan or plan sponsor)	(f) Did indirect compensation include eligible indirect compensation, for which the plan received the required disclosures?	(g) Enter total indirect compensation received by service provider excluding eligible indirect compensation for which you answered "Yes" to element (f). If none, enter -0-.	(h) Did the service provider give you a formula instead of an amount or estimated amount?
28 51	NONE	1665533	Yes [ ] No [X]	Yes [ ] No [ ]		Yes [ ] No [ ]

(a) Enter name and EIN or address (see instructions)

LINEA SOLUTIONS

95-4723968

(b) Service Code(s)	(c) Relationship to employer, employee organization, or person known to be a party-in-interest	(d) Enter direct compensation paid by the plan. If none, enter -0-.	(e) Did service provider receive indirect compensation? (sources other than plan or plan sponsor)	(f) Did indirect compensation include eligible indirect compensation, for which the plan received the required disclosures?	(g) Enter total indirect compensation received by service provider excluding eligible indirect compensation for which you answered "Yes" to element (f). If none, enter -0-.	(h) Did the service provider give you a formula instead of an amount or estimated amount?
16 70	NONE	1468370	Yes [ ] No [X]	Yes [ ] No [ ]		Yes [ ] No [ ]

2. Information on Other Service Providers Receiving Direct or Indirect Compensation. Except for those persons for whom you answered "Yes" to line 1a above, complete as many entries as needed to list each person receiving, directly or indirectly, $5,000 or more in total compensation (i.e., money or anything else of value) in connection with services rendered to the plan or their position with the plan during the plan year. (See instructions).

(a) Enter name and EIN or address (see instructions)

HARVEST FUND ADVISORS LLC

13-4314689

(b) Service Code(s)	(c) Relationship to employer, employee organization, or person known to be a party-in-interest	(d) Enter direct compensation paid by the plan. If none, enter -0-.	(e) Did service provider receive indirect compensation? (sources other than plan or plan sponsor)	(f) Did indirect compensation include eligible indirect compensation, for which the plan received the required disclosures?	(g) Enter total indirect compensation received by service provider excluding eligible indirect compensation for which you answered "Yes" to element (f). If none, enter -0-.	(h) Did the service provider give you a formula instead of an amount or estimated amount?
28 51 68 72	NONE	1302350	Yes [X] No [ ]	Yes [X] No [ ]	0	Yes [ ] No [ ]

(a) Enter name and EIN or address (see instructions)

METLIFE INVESTMENT MANAGEMENT

82-2405817

(b) Service Code(s)	(c) Relationship to employer, employee organization, or person known to be a party-in-interest	(d) Enter direct compensation paid by the plan. If none, enter -0-.	(e) Did service provider receive indirect compensation? (sources other than plan or plan sponsor)	(f) Did indirect compensation include eligible indirect compensation, for which the plan received the required disclosures?	(g) Enter total indirect compensation received by service provider excluding eligible indirect compensation for which you answered "Yes" to element (f). If none, enter -0-.	(h) Did the service provider give you a formula instead of an amount or estimated amount?
28 51	NONE	1247711	Yes [ ] No [X]	Yes [ ] No [ ]		Yes [ ] No [ ]

(a) Enter name and EIN or address (see instructions)

DRIEHAUS CAPITAL MANAGEMENT LLC

20-3634295

(b) Service Code(s)	(c) Relationship to employer, employee organization, or person known to be a party-in-interest	(d) Enter direct compensation paid by the plan. If none, enter -0-.	(e) Did service provider receive indirect compensation? (sources other than plan or plan sponsor)	(f) Did indirect compensation include eligible indirect compensation, for which the plan received the required disclosures?	(g) Enter total indirect compensation received by service provider excluding eligible indirect compensation for which you answered "Yes" to element (f). If none, enter -0-.	(h) Did the service provider give you a formula instead of an amount or estimated amount?
28 51 68	NONE	1170016	Yes [X] No [ ]	Yes [X] No [ ]	0	Yes [ ] No [ ]

2. Information on Other Service Providers Receiving Direct or Indirect Compensation. Except for those persons for whom you answered "Yes" to line 1a above, complete as many entries as needed to list each person receiving, directly or indirectly, $5,000 or more in total compensation (i.e., money or anything else of value) in connection with services rendered to the plan or their position with the plan during the plan year. (See instructions).

(a) Enter name and EIN or address (see instructions)

GRAYSTONE CONSULTING MORGAN STANLEY

20-8764829

(b) Service Code(s)	(c) Relationship to employer, employee organization, or person known to be a party-in-interest	(d) Enter direct compensation paid by the plan. If none, enter -0-.	(e) Did service provider receive indirect compensation? (sources other than plan or plan sponsor)	(f) Did indirect compensation include eligible indirect compensation, for which the plan received the required disclosures?	(g) Enter total indirect compensation received by service provider excluding eligible indirect compensation for which you answered "Yes" to element (f). If none, enter -0-.	(h) Did the service provider give you a formula instead of an amount or estimated amount?
27 50	NONE	1150000	Yes ☐ No ☒	Yes ☐ No ☐		Yes ☐ No ☐

(a) Enter name and EIN or address (see instructions)

PIMCO

33-0629048

(b) Service Code(s)	(c) Relationship to employer, employee organization, or person known to be a party-in-interest	(d) Enter direct compensation paid by the plan. If none, enter -0-.	(e) Did service provider receive indirect compensation? (sources other than plan or plan sponsor)	(f) Did indirect compensation include eligible indirect compensation, for which the plan received the required disclosures?	(g) Enter total indirect compensation received by service provider excluding eligible indirect compensation for which you answered "Yes" to element (f). If none, enter -0-.	(h) Did the service provider give you a formula instead of an amount or estimated amount?
28 51	NONE	1053455	Yes ☐ No ☒	Yes ☐ No ☐		Yes ☐ No ☐

(a) Enter name and EIN or address (see instructions)

GREAT LAKES ADVISORS, LLC

80-0292839

(b) Service Code(s)	(c) Relationship to employer, employee organization, or person known to be a party-in-interest	(d) Enter direct compensation paid by the plan. If none, enter -0-.	(e) Did service provider receive indirect compensation? (sources other than plan or plan sponsor)	(f) Did indirect compensation include eligible indirect compensation, for which the plan received the required disclosures?	(g) Enter total indirect compensation received by service provider excluding eligible indirect compensation for which you answered "Yes" to element (f). If none, enter -0-.	(h) Did the service provider give you a formula instead of an amount or estimated amount?
28 51	NONE	945811	Yes ☐ No ☒	Yes ☐ No ☐		Yes ☐ No ☐

2. Information on Other Service Providers Receiving Direct or Indirect Compensation. Except for those persons for whom you answered "Yes" to line 1a above, complete as many entries as needed to list each person receiving, directly or indirectly, $5,000 or more in total compensation (i.e., money or anything else of value) in connection with services rendered to the plan or their position with the plan during the plan year. (See instructions).

(a) Enter name and EIN or address (see instructions)

STATE STREET GLOBAL ADVISORS TRUST

81-4017137

(b) Service Code(s)	(c) Relationship to employer, employee organization, or person known to be a party-in-interest	(d) Enter direct compensation paid by the plan. If none, enter -0-.	(e) Did service provider receive indirect compensation? (sources other than plan or plan sponsor)	(f) Did indirect compensation include eligible indirect compensation, for which the plan received the required disclosures?	(g) Enter total indirect compensation received by service provider excluding eligible indirect compensation for which you answered "Yes" to element (f). If none, enter -0-.	(h) Did the service provider give you a formula instead of an amount or estimated amount?
18 19 51 52 99	NONE	858831	Yes [X] No [ ]	Yes [X] No [ ]	0	Yes [ ] No [ ]

(a) Enter name and EIN or address (see instructions)

STATE STREET BANK & TRUST COMPANY

04-1867445

(b) Service Code(s)	(c) Relationship to employer, employee organization, or person known to be a party-in-interest	(d) Enter direct compensation paid by the plan. If none, enter -0-.	(e) Did service provider receive indirect compensation? (sources other than plan or plan sponsor)	(f) Did indirect compensation include eligible indirect compensation, for which the plan received the required disclosures?	(g) Enter total indirect compensation received by service provider excluding eligible indirect compensation for which you answered "Yes" to element (f). If none, enter -0-.	(h) Did the service provider give you a formula instead of an amount or estimated amount?
19 28 62 63 99	NONE	858703	Yes [X] No [ ]	Yes [X] No [ ]	0	Yes [ ] No [ ]

(a) Enter name and EIN or address (see instructions)

CHEIRON INC

13-4215617

(b) Service Code(s)	(c) Relationship to employer, employee organization, or person known to be a party-in-interest	(d) Enter direct compensation paid by the plan. If none, enter -0-.	(e) Did service provider receive indirect compensation? (sources other than plan or plan sponsor)	(f) Did indirect compensation include eligible indirect compensation, for which the plan received the required disclosures?	(g) Enter total indirect compensation received by service provider excluding eligible indirect compensation for which you answered "Yes" to element (f). If none, enter -0-.	(h) Did the service provider give you a formula instead of an amount or estimated amount?
11 17 50	NONE	658647	Yes [ ] No [X]	Yes [ ] No [ ]		Yes [ ] No [ ]

2. Information on Other Service Providers Receiving Direct or Indirect Compensation. Except for those persons for whom you answered "Yes" to line 1a above, complete as many entries as needed to list each person receiving, directly or indirectly, $5,000 or more in total compensation (i.e., money or anything else of value) in connection with services rendered to the plan or their position with the plan during the plan year. (See instructions).

(a) Enter name and EIN or address (see instructions)

LORD ABBETT & CO., LLC

13-5620131

(b) Service Code(s)	(c) Relationship to employer, employee organization, or person known to be a party-in-interest	(d) Enter direct compensation paid by the plan. If none, enter -0-.	(e) Did service provider receive indirect compensation? (sources other than plan or plan sponsor)	(f) Did indirect compensation include eligible indirect compensation, for which the plan received the required disclosures?	(g) Enter total indirect compensation received by service provider excluding eligible indirect compensation for which you answered "Yes" to element (f). If none, enter -0-.	(h) Did the service provider give you a formula instead of an amount or estimated amount?
28 51	NONE	641119	Yes ☐ No ☒	Yes ☐ No ☐		Yes ☐ No ☐

(a) Enter name and EIN or address (see instructions)

VSG HOSTING SUB LLC

20-4487588

(b) Service Code(s)	(c) Relationship to employer, employee organization, or person known to be a party-in-interest	(d) Enter direct compensation paid by the plan. If none, enter -0-.	(e) Did service provider receive indirect compensation? (sources other than plan or plan sponsor)	(f) Did indirect compensation include eligible indirect compensation, for which the plan received the required disclosures?	(g) Enter total indirect compensation received by service provider excluding eligible indirect compensation for which you answered "Yes" to element (f). If none, enter -0-.	(h) Did the service provider give you a formula instead of an amount or estimated amount?
16 50 70	NONE	529544	Yes ☐ No ☒	Yes ☐ No ☐		Yes ☐ No ☐

(a) Enter name and EIN or address (see instructions)

GUGGENHEIM PARTNERS INVESTMENT MANA

80-0644053

(b) Service Code(s)	(c) Relationship to employer, employee organization, or person known to be a party-in-interest	(d) Enter direct compensation paid by the plan. If none, enter -0-.	(e) Did service provider receive indirect compensation? (sources other than plan or plan sponsor)	(f) Did indirect compensation include eligible indirect compensation, for which the plan received the required disclosures?	(g) Enter total indirect compensation received by service provider excluding eligible indirect compensation for which you answered "Yes" to element (f). If none, enter -0-.	(h) Did the service provider give you a formula instead of an amount or estimated amount?
28 51	NONE	528673	Yes ☐ No ☒	Yes ☐ No ☐		Yes ☐ No ☐

2. Information on Other Service Providers Receiving Direct or Indirect Compensation. Except for those persons for whom you answered "Yes" to line 1a above, complete as many entries as needed to list each person receiving, directly or indirectly, $5,000 or more in total compensation (i.e., money or anything else of value) in connection with services rendered to the plan or their position with the plan during the plan year. (See instructions).

(a) Enter name and EIN or address (see instructions)

PGIM INC

22-2540245

(b) Service Code(s)	(c) Relationship to employer, employee organization, or person known to be a party-in-interest	(d) Enter direct compensation paid by the plan. If none, enter -0-.	(e) Did service provider receive indirect compensation? (sources other than plan or plan sponsor)	(f) Did indirect compensation include eligible indirect compensation, for which the plan received the required disclosures?	(g) Enter total indirect compensation received by service provider excluding eligible indirect compensation for which you answered "Yes" to element (f). If none, enter -0-.	(h) Did the service provider give you a formula instead of an amount or estimated amount?
28 51	NONE	514217	Yes [ ] No [X]	Yes [ ] No [ ]		Yes [ ] No [ ]

(a) Enter name and EIN or address (see instructions)

RICE HALL JAMES & ASSOCIATES LLC

43-1992528

(b) Service Code(s)	(c) Relationship to employer, employee organization, or person known to be a party-in-interest	(d) Enter direct compensation paid by the plan. If none, enter -0-.	(e) Did service provider receive indirect compensation? (sources other than plan or plan sponsor)	(f) Did indirect compensation include eligible indirect compensation, for which the plan received the required disclosures?	(g) Enter total indirect compensation received by service provider excluding eligible indirect compensation for which you answered "Yes" to element (f). If none, enter -0-.	(h) Did the service provider give you a formula instead of an amount or estimated amount?
28 51 71 68	NONE	513596	Yes [X] No [ ]	Yes [X] No [ ]	0	Yes [ ] No [ ]

(a) Enter name and EIN or address (see instructions)

INSIGHT DIRECT USA, INC

36-3948996

(b) Service Code(s)	(c) Relationship to employer, employee organization, or person known to be a party-in-interest	(d) Enter direct compensation paid by the plan. If none, enter -0-.	(e) Did service provider receive indirect compensation? (sources other than plan or plan sponsor)	(f) Did indirect compensation include eligible indirect compensation, for which the plan received the required disclosures?	(g) Enter total indirect compensation received by service provider excluding eligible indirect compensation for which you answered "Yes" to element (f). If none, enter -0-.	(h) Did the service provider give you a formula instead of an amount or estimated amount?
49 50	NONE	508383	Yes [ ] No [X]	Yes [ ] No [ ]		Yes [ ] No [ ]

2. Information on Other Service Providers Receiving Direct or Indirect Compensation. Except for those persons for whom you answered "Yes" to line 1a above, complete as many entries as needed to list each person receiving, directly or indirectly, $5,000 or more in total compensation (i.e., money or anything else of value) in connection with services rendered to the plan or their position with the plan during the plan year. (See instructions).

(a) Enter name and EIN or address (see instructions)

AMALGAMATED EMPLOYEE BENEFITS ADMIN

13-3432221

(b) Service Code(s)	(c) Relationship to employer, employee organization, or person known to be a party-in-interest	(d) Enter direct compensation paid by the plan. If none, enter -0-.	(e) Did service provider receive indirect compensation? (sources other than plan or plan sponsor)	(f) Did indirect compensation include eligible indirect compensation, for which the plan received the required disclosures?	(g) Enter total indirect compensation received by service provider excluding eligible indirect compensation for which you answered "Yes" to element (f). If none, enter -0-.	(h) Did the service provider give you a formula instead of an amount or estimated amount?
13 50	NONE	504995	Yes [ ] No [X]	Yes [ ] No [ ]		Yes [ ] No [ ]

(a) Enter name and EIN or address (see instructions)

DATA CANOPY COLOCATION

27-0404042

(b) Service Code(s)	(c) Relationship to employer, employee organization, or person known to be a party-in-interest	(d) Enter direct compensation paid by the plan. If none, enter -0-.	(e) Did service provider receive indirect compensation? (sources other than plan or plan sponsor)	(f) Did indirect compensation include eligible indirect compensation, for which the plan received the required disclosures?	(g) Enter total indirect compensation received by service provider excluding eligible indirect compensation for which you answered "Yes" to element (f). If none, enter -0-.	(h) Did the service provider give you a formula instead of an amount or estimated amount?
49 50	NONE	424672	Yes [ ] No [X]	Yes [ ] No [ ]		Yes [ ] No [ ]

(a) Enter name and EIN or address (see instructions)

TIERNEY, JAMES

51-6031295

(b) Service Code(s)	(c) Relationship to employer, employee organization, or person known to be a party-in-interest	(d) Enter direct compensation paid by the plan. If none, enter -0-.	(e) Did service provider receive indirect compensation? (sources other than plan or plan sponsor)	(f) Did indirect compensation include eligible indirect compensation, for which the plan received the required disclosures?	(g) Enter total indirect compensation received by service provider excluding eligible indirect compensation for which you answered "Yes" to element (f). If none, enter -0-.	(h) Did the service provider give you a formula instead of an amount or estimated amount?
30 50	EMPLOYEE	401741	Yes [ ] No [X]	Yes [ ] No [ ]		Yes [ ] No [ ]

2. Information on Other Service Providers Receiving Direct or Indirect Compensation. Except for those persons for whom you answered "Yes" to line 1a above, complete as many entries as needed to list each person receiving, directly or indirectly, $5,000 or more in total compensation (i.e., money or anything else of value) in connection with services rendered to the plan or their position with the plan during the plan year. (See instructions).

(a) Enter name and EIN or address (see instructions)

DODGE & COX

94-1441976

(b) Service Code(s)	(c) Relationship to employer, employee organization, or person known to be a party-in-interest	(d) Enter direct compensation paid by the plan. If none, enter -0-.	(e) Did service provider receive indirect compensation? (sources other than plan or plan sponsor)	(f) Did indirect compensation include eligible indirect compensation, for which the plan received the required disclosures?	(g) Enter total indirect compensation received by service provider excluding eligible indirect compensation for which you answered "Yes" to element (f). If none, enter -0-.	(h) Did the service provider give you a formula instead of an amount or estimated amount?
28 51 68 72	NONE	356683	Yes [X] No [ ]	Yes [X] No [ ]	0	Yes [ ] No [ ]

(a) Enter name and EIN or address (see instructions)

ALLIANCE EXECUTIVE SEARCH LLC

45-4574229

(b) Service Code(s)	(c) Relationship to employer, employee organization, or person known to be a party-in-interest	(d) Enter direct compensation paid by the plan. If none, enter -0-.	(e) Did service provider receive indirect compensation? (sources other than plan or plan sponsor)	(f) Did indirect compensation include eligible indirect compensation, for which the plan received the required disclosures?	(g) Enter total indirect compensation received by service provider excluding eligible indirect compensation for which you answered "Yes" to element (f). If none, enter -0-.	(h) Did the service provider give you a formula instead of an amount or estimated amount?
49 50	NONE	347787	Yes [ ] No [X]	Yes [ ] No [ ]		Yes [ ] No [ ]

(a) Enter name and EIN or address (see instructions)

BROOKFIELD PUBLIC SECURITIES GROUP

22-3335453

(b) Service Code(s)	(c) Relationship to employer, employee organization, or person known to be a party-in-interest	(d) Enter direct compensation paid by the plan. If none, enter -0-.	(e) Did service provider receive indirect compensation? (sources other than plan or plan sponsor)	(f) Did indirect compensation include eligible indirect compensation, for which the plan received the required disclosures?	(g) Enter total indirect compensation received by service provider excluding eligible indirect compensation for which you answered "Yes" to element (f). If none, enter -0-.	(h) Did the service provider give you a formula instead of an amount or estimated amount?
28 51 72	NONE	337487	Yes [X] No [ ]	Yes [X] No [ ]	0	Yes [ ] No [ ]

2. Information on Other Service Providers Receiving Direct or Indirect Compensation. Except for those persons for whom you answered "Yes" to line 1a above, complete as many entries as needed to list each person receiving, directly or indirectly, $5,000 or more in total compensation (i.e., money or anything else of value) in connection with services rendered to the plan or their position with the plan during the plan year. (See instructions).

(a) Enter name and EIN or address (see instructions)

GOAD JR., RAYMOND

51-6031295

(b) Service Code(s)	(c) Relationship to employer, employee organization, or person known to be a party-in-interest	(d) Enter direct compensation paid by the plan. If none, enter -0-.	(e) Did service provider receive indirect compensation? (sources other than plan or plan sponsor)	(f) Did indirect compensation include eligible indirect compensation, for which the plan received the required disclosures?	(g) Enter total indirect compensation received by service provider excluding eligible indirect compensation for which you answered "Yes" to element (f). If none, enter -0-.	(h) Did the service provider give you a formula instead of an amount or estimated amount?
30 50	EMPLOYEE	309241	Yes [ ] No [X]	Yes [ ] No [ ]		Yes [ ] No [ ]

(a) Enter name and EIN or address (see instructions)

MANAGED BUSINESS SOLUTIONS, LLC

20-5393711

(b) Service Code(s)	(c) Relationship to employer, employee organization, or person known to be a party-in-interest	(d) Enter direct compensation paid by the plan. If none, enter -0-.	(e) Did service provider receive indirect compensation? (sources other than plan or plan sponsor)	(f) Did indirect compensation include eligible indirect compensation, for which the plan received the required disclosures?	(g) Enter total indirect compensation received by service provider excluding eligible indirect compensation for which you answered "Yes" to element (f). If none, enter -0-.	(h) Did the service provider give you a formula instead of an amount or estimated amount?
16 50	NONE	305157	Yes [ ] No [X]	Yes [ ] No [ ]		Yes [ ] No [ ]

(a) Enter name and EIN or address (see instructions)

INFLUENCE LEADERSHIP INC

26-1734935

(b) Service Code(s)	(c) Relationship to employer, employee organization, or person known to be a party-in-interest	(d) Enter direct compensation paid by the plan. If none, enter -0-.	(e) Did service provider receive indirect compensation? (sources other than plan or plan sponsor)	(f) Did indirect compensation include eligible indirect compensation, for which the plan received the required disclosures?	(g) Enter total indirect compensation received by service provider excluding eligible indirect compensation for which you answered "Yes" to element (f). If none, enter -0-.	(h) Did the service provider give you a formula instead of an amount or estimated amount?
13 50	NONE	265284	Yes [ ] No [X]	Yes [ ] No [ ]		Yes [ ] No [ ]

2. Information on Other Service Providers Receiving Direct or Indirect Compensation. Except for those persons for whom you answered "Yes" to line 1a above, complete as many entries as needed to list each person receiving, directly or indirectly, $5,000 or more in total compensation (i.e., money or anything else of value) in connection with services rendered to the plan or their position with the plan during the plan year. (See instructions).

(a) Enter name and EIN or address (see instructions)

NOVAK, RONALD

51-6031295

(b) Service Code(s)	(c) Relationship to employer, employee organization, or person known to be a party-in-interest	(d) Enter direct compensation paid by the plan. If none, enter -0-.	(e) Did service provider receive indirect compensation? (sources other than plan or plan sponsor)	(f) Did indirect compensation include eligible indirect compensation, for which the plan received the required disclosures?	(g) Enter total indirect compensation received by service provider excluding eligible indirect compensation for which you answered "Yes" to element (f). If none, enter -0-.	(h) Did the service provider give you a formula instead of an amount or estimated amount?
30 50	EMPLOYEE	238016	Yes ☐ No ☒	Yes ☐ No ☐		Yes ☐ No ☐

(a) Enter name and EIN or address (see instructions)

COHN, DAVID

51-6031295

(b) Service Code(s)	(c) Relationship to employer, employee organization, or person known to be a party-in-interest	(d) Enter direct compensation paid by the plan. If none, enter -0-.	(e) Did service provider receive indirect compensation? (sources other than plan or plan sponsor)	(f) Did indirect compensation include eligible indirect compensation, for which the plan received the required disclosures?	(g) Enter total indirect compensation received by service provider excluding eligible indirect compensation for which you answered "Yes" to element (f). If none, enter -0-.	(h) Did the service provider give you a formula instead of an amount or estimated amount?
30 50	EMPLOYEE	217909	Yes ☐ No ☒	Yes ☐ No ☐		Yes ☐ No ☐

(a) Enter name and EIN or address (see instructions)

DIETRICH, CYNTHIA

51-6031295

(b) Service Code(s)	(c) Relationship to employer, employee organization, or person known to be a party-in-interest	(d) Enter direct compensation paid by the plan. If none, enter -0-.	(e) Did service provider receive indirect compensation? (sources other than plan or plan sponsor)	(f) Did indirect compensation include eligible indirect compensation, for which the plan received the required disclosures?	(g) Enter total indirect compensation received by service provider excluding eligible indirect compensation for which you answered "Yes" to element (f). If none, enter -0-.	(h) Did the service provider give you a formula instead of an amount or estimated amount?
30 50	EMPLOYEE	208812	Yes ☐ No ☒	Yes ☐ No ☐		Yes ☐ No ☐

2. Information on Other Service Providers Receiving Direct or Indirect Compensation. Except for those persons for whom you answered "Yes" to line 1a above, complete as many entries as needed to list each person receiving, directly or indirectly, $5,000 or more in total compensation (i.e., money or anything else of value) in connection with services rendered to the plan or their position with the plan during the plan year. (See instructions).

(a) Enter name and EIN or address (see instructions)

PAYDEN & RYGEL

95-3921788

(b) Service Code(s)	(c) Relationship to employer, employee organization, or person known to be a party-in-interest	(d) Enter direct compensation paid by the plan. If none, enter -0-.	(e) Did service provider receive indirect compensation? (sources other than plan or plan sponsor)	(f) Did indirect compensation include eligible indirect compensation, for which the plan received the required disclosures?	(g) Enter total indirect compensation received by service provider excluding eligible indirect compensation for which you answered "Yes" to element (f). If none, enter -0-.	(h) Did the service provider give you a formula instead of an amount or estimated amount?
28 51	NONE	187491	Yes [ ] No [X]	Yes [ ] No [ ]		Yes [ ] No [ ]

(a) Enter name and EIN or address (see instructions)

RING CENTRAL INC.

94-3322844

(b) Service Code(s)	(c) Relationship to employer, employee organization, or person known to be a party-in-interest	(d) Enter direct compensation paid by the plan. If none, enter -0-.	(e) Did service provider receive indirect compensation? (sources other than plan or plan sponsor)	(f) Did indirect compensation include eligible indirect compensation, for which the plan received the required disclosures?	(g) Enter total indirect compensation received by service provider excluding eligible indirect compensation for which you answered "Yes" to element (f). If none, enter -0-.	(h) Did the service provider give you a formula instead of an amount or estimated amount?
49 50	NONE	187433	Yes [ ] No [X]	Yes [ ] No [ ]		Yes [ ] No [ ]

(a) Enter name and EIN or address (see instructions)

YOUNG, JONATHAN

51-6031295

(b) Service Code(s)	(c) Relationship to employer, employee organization, or person known to be a party-in-interest	(d) Enter direct compensation paid by the plan. If none, enter -0-.	(e) Did service provider receive indirect compensation? (sources other than plan or plan sponsor)	(f) Did indirect compensation include eligible indirect compensation, for which the plan received the required disclosures?	(g) Enter total indirect compensation received by service provider excluding eligible indirect compensation for which you answered "Yes" to element (f). If none, enter -0-.	(h) Did the service provider give you a formula instead of an amount or estimated amount?
30 50	EMPLOYEE	178793	Yes [ ] No [X]	Yes [ ] No [ ]		Yes [ ] No [ ]

2. Information on Other Service Providers Receiving Direct or Indirect Compensation. Except for those persons for whom you answered "Yes" to line 1a above, complete as many entries as needed to list each person receiving, directly or indirectly, $5,000 or more in total compensation (i.e., money or anything else of value) in connection with services rendered to the plan or their position with the plan during the plan year. (See instructions).

(a) Enter name and EIN or address (see instructions)

KELLY, BRENDAN

51-6031295

(b) Service Code(s)	(c) Relationship to employer, employee organization, or person known to be a party-in-interest	(d) Enter direct compensation paid by the plan. If none, enter -0-.	(e) Did service provider receive indirect compensation? (sources other than plan or plan sponsor)	(f) Did indirect compensation include eligible indirect compensation, for which the plan received the required disclosures?	(g) Enter total indirect compensation received by service provider excluding eligible indirect compensation for which you answered "Yes" to element (f). If none, enter -0-.	(h) Did the service provider give you a formula instead of an amount or estimated amount?
30 50	EMPLOYEE	173160	Yes ☐ No ☒	Yes ☐ No ☐		Yes ☐ No ☐

(a) Enter name and EIN or address (see instructions)

CALIBRE CPA GROUP PLLC

47-0900880

(b) Service Code(s)	(c) Relationship to employer, employee organization, or person known to be a party-in-interest	(d) Enter direct compensation paid by the plan. If none, enter -0-.	(e) Did service provider receive indirect compensation? (sources other than plan or plan sponsor)	(f) Did indirect compensation include eligible indirect compensation, for which the plan received the required disclosures?	(g) Enter total indirect compensation received by service provider excluding eligible indirect compensation for which you answered "Yes" to element (f). If none, enter -0-.	(h) Did the service provider give you a formula instead of an amount or estimated amount?
10 50	NONE	173122	Yes ☐ No ☒	Yes ☐ No ☐		Yes ☐ No ☐

(a) Enter name and EIN or address (see instructions)

CAMPBELL, MICHAEL

51-6031295

(b) Service Code(s)	(c) Relationship to employer, employee organization, or person known to be a party-in-interest	(d) Enter direct compensation paid by the plan. If none, enter -0-.	(e) Did service provider receive indirect compensation? (sources other than plan or plan sponsor)	(f) Did indirect compensation include eligible indirect compensation, for which the plan received the required disclosures?	(g) Enter total indirect compensation received by service provider excluding eligible indirect compensation for which you answered "Yes" to element (f). If none, enter -0-.	(h) Did the service provider give you a formula instead of an amount or estimated amount?
30 50	EMPLOYEE	162465	Yes ☐ No ☒	Yes ☐ No ☐		Yes ☐ No ☐

2. Information on Other Service Providers Receiving Direct or Indirect Compensation. Except for those persons for whom you answered "Yes" to line 1a above, complete as many entries as needed to list each person receiving, directly or indirectly, $5,000 or more in total compensation (i.e., money or anything else of value) in connection with services rendered to the plan or their position with the plan during the plan year. (See instructions).

(a) Enter name and EIN or address (see instructions)

THAKER, NIRAV MAHENDRA

51-6031295

(b) Service Code(s)	(c) Relationship to employer, employee organization, or person known to be a party-in-interest	(d) Enter direct compensation paid by the plan. If none, enter -0-.	(e) Did service provider receive indirect compensation? (sources other than plan or plan sponsor)	(f) Did indirect compensation include eligible indirect compensation, for which the plan received the required disclosures?	(g) Enter total indirect compensation received by service provider excluding eligible indirect compensation for which you answered "Yes" to element (f). If none, enter -0-.	(h) Did the service provider give you a formula instead of an amount or estimated amount?
30 50	EMPLOYEE	157812	Yes ☐ No ☒	Yes ☐ No ☐		Yes ☐ No ☐

(a) Enter name and EIN or address (see instructions)

DELEON, KIJU

51-6031295

(b) Service Code(s)	(c) Relationship to employer, employee organization, or person known to be a party-in-interest	(d) Enter direct compensation paid by the plan. If none, enter -0-.	(e) Did service provider receive indirect compensation? (sources other than plan or plan sponsor)	(f) Did indirect compensation include eligible indirect compensation, for which the plan received the required disclosures?	(g) Enter total indirect compensation received by service provider excluding eligible indirect compensation for which you answered "Yes" to element (f). If none, enter -0-.	(h) Did the service provider give you a formula instead of an amount or estimated amount?
30 50	EMPLOYEE	155641	Yes ☐ No ☒	Yes ☐ No ☐		Yes ☐ No ☐

(a) Enter name and EIN or address (see instructions)

ANDERSON, DAMIEN

51-6031295

(b) Service Code(s)	(c) Relationship to employer, employee organization, or person known to be a party-in-interest	(d) Enter direct compensation paid by the plan. If none, enter -0-.	(e) Did service provider receive indirect compensation? (sources other than plan or plan sponsor)	(f) Did indirect compensation include eligible indirect compensation, for which the plan received the required disclosures?	(g) Enter total indirect compensation received by service provider excluding eligible indirect compensation for which you answered "Yes" to element (f). If none, enter -0-.	(h) Did the service provider give you a formula instead of an amount or estimated amount?
30 50	EMPLOYEE	154051	Yes ☐ No ☒	Yes ☐ No ☐		Yes ☐ No ☐

2. Information on Other Service Providers Receiving Direct or Indirect Compensation. Except for those persons for whom you answered "Yes" to line 1a above, complete as many entries as needed to list each person receiving, directly or indirectly, $5,000 or more in total compensation (i.e., money or anything else of value) in connection with services rendered to the plan or their position with the plan during the plan year. (See instructions).

(a) Enter name and EIN or address (see instructions)

NOVAK FRANCELLA, LLC

61-1436956

(b) Service Code(s)	(c) Relationship to employer, employee organization, or person known to be a party-in-interest	(d) Enter direct compensation paid by the plan. If none, enter -0-.	(e) Did service provider receive indirect compensation? (sources other than plan or plan sponsor)	(f) Did indirect compensation include eligible indirect compensation, for which the plan received the required disclosures?	(g) Enter total indirect compensation received by service provider excluding eligible indirect compensation for which you answered "Yes" to element (f). If none, enter -0-.	(h) Did the service provider give you a formula instead of an amount or estimated amount?
10 50	NONE	153967	Yes ☐ No ☒	Yes ☐ No ☐		Yes ☐ No ☐

(a) Enter name and EIN or address (see instructions)

MONNIG, KIMBERLY

51-6031295

(b) Service Code(s)	(c) Relationship to employer, employee organization, or person known to be a party-in-interest	(d) Enter direct compensation paid by the plan. If none, enter -0-.	(e) Did service provider receive indirect compensation? (sources other than plan or plan sponsor)	(f) Did indirect compensation include eligible indirect compensation, for which the plan received the required disclosures?	(g) Enter total indirect compensation received by service provider excluding eligible indirect compensation for which you answered "Yes" to element (f). If none, enter -0-.	(h) Did the service provider give you a formula instead of an amount or estimated amount?
30 50	EMPLOYEE	153599	Yes ☐ No ☒	Yes ☐ No ☐		Yes ☐ No ☐

(a) Enter name and EIN or address (see instructions)

FRYE, WENDY

51-6031295

(b) Service Code(s)	(c) Relationship to employer, employee organization, or person known to be a party-in-interest	(d) Enter direct compensation paid by the plan. If none, enter -0-.	(e) Did service provider receive indirect compensation? (sources other than plan or plan sponsor)	(f) Did indirect compensation include eligible indirect compensation, for which the plan received the required disclosures?	(g) Enter total indirect compensation received by service provider excluding eligible indirect compensation for which you answered "Yes" to element (f). If none, enter -0-.	(h) Did the service provider give you a formula instead of an amount or estimated amount?
30 50	EMPLOYEE	152769	Yes ☐ No ☒	Yes ☐ No ☐		Yes ☐ No ☐

2. Information on Other Service Providers Receiving Direct or Indirect Compensation. Except for those persons for whom you answered "Yes" to line 1a above, complete as many entries as needed to list each person receiving, directly or indirectly, $5,000 or more in total compensation (i.e., money or anything else of value) in connection with services rendered to the plan or their position with the plan during the plan year. (See instructions).

(a) Enter name and EIN or address (see instructions)

FOSTER, SEAN

51-6031295

(b) Service Code(s)	(c) Relationship to employer, employee organization, or person known to be a party-in-interest	(d) Enter direct compensation paid by the plan. If none, enter -0-.	(e) Did service provider receive indirect compensation? (sources other than plan or plan sponsor)	(f) Did indirect compensation include eligible indirect compensation, for which the plan received the required disclosures?	(g) Enter total indirect compensation received by service provider excluding eligible indirect compensation for which you answered "Yes" to element (f). If none, enter -0-.	(h) Did the service provider give you a formula instead of an amount or estimated amount?
30 50	EMPLOYEE	151336	Yes [ ] No [X]	Yes [ ] No [ ]		Yes [ ] No [ ]

(a) Enter name and EIN or address (see instructions)

THAPA, ANJAN

51-6031295

(b) Service Code(s)	(c) Relationship to employer, employee organization, or person known to be a party-in-interest	(d) Enter direct compensation paid by the plan. If none, enter -0-.	(e) Did service provider receive indirect compensation? (sources other than plan or plan sponsor)	(f) Did indirect compensation include eligible indirect compensation, for which the plan received the required disclosures?	(g) Enter total indirect compensation received by service provider excluding eligible indirect compensation for which you answered "Yes" to element (f). If none, enter -0-.	(h) Did the service provider give you a formula instead of an amount or estimated amount?
30 30	EMPLOYEE	142615	Yes [ ] No [X]	Yes [ ] No [ ]		Yes [ ] No [ ]

(a) Enter name and EIN or address (see instructions)

MURRAY, LORI

51-6031295

(b) Service Code(s)	(c) Relationship to employer, employee organization, or person known to be a party-in-interest	(d) Enter direct compensation paid by the plan. If none, enter -0-.	(e) Did service provider receive indirect compensation? (sources other than plan or plan sponsor)	(f) Did indirect compensation include eligible indirect compensation, for which the plan received the required disclosures?	(g) Enter total indirect compensation received by service provider excluding eligible indirect compensation for which you answered "Yes" to element (f). If none, enter -0-.	(h) Did the service provider give you a formula instead of an amount or estimated amount?
30 50	EMPLOYEE	140693	Yes [ ] No [X]	Yes [ ] No [ ]		Yes [ ] No [ ]

2. Information on Other Service Providers Receiving Direct or Indirect Compensation. Except for those persons for whom you answered "Yes" to line 1a above, complete as many entries as needed to list each person receiving, directly or indirectly, $5,000 or more in total compensation (i.e., money or anything else of value) in connection with services rendered to the plan or their position with the plan during the plan year. (See instructions).

(a) Enter name and EIN or address (see instructions)

LOSTOSKI, STEVEN

51-6031295

(b) Service Code(s)	(c) Relationship to employer, employee organization, or person known to be a party-in-interest	(d) Enter direct compensation paid by the plan. If none, enter -0-.	(e) Did service provider receive indirect compensation? (sources other than plan or plan sponsor)	(f) Did indirect compensation include eligible indirect compensation, for which the plan received the required disclosures?	(g) Enter total indirect compensation received by service provider excluding eligible indirect compensation for which you answered "Yes" to element (f). If none, enter -0-.	(h) Did the service provider give you a formula instead of an amount or estimated amount?
30 50	EMPLOYEE	137791	Yes [ ] No [X]	Yes [ ] No [ ]		Yes [ ] No [ ]

(a) Enter name and EIN or address (see instructions)

BRIGHT, ARTHUR

51-6031295

(b) Service Code(s)	(c) Relationship to employer, employee organization, or person known to be a party-in-interest	(d) Enter direct compensation paid by the plan. If none, enter -0-.	(e) Did service provider receive indirect compensation? (sources other than plan or plan sponsor)	(f) Did indirect compensation include eligible indirect compensation, for which the plan received the required disclosures?	(g) Enter total indirect compensation received by service provider excluding eligible indirect compensation for which you answered "Yes" to element (f). If none, enter -0-.	(h) Did the service provider give you a formula instead of an amount or estimated amount?
30 50	EMPLOYEE	135398	Yes [ ] No [X]	Yes [ ] No [ ]		Yes [ ] No [ ]

(a) Enter name and EIN or address (see instructions)

NEAMA, HOSSAM

51-6031295

(b) Service Code(s)	(c) Relationship to employer, employee organization, or person known to be a party-in-interest	(d) Enter direct compensation paid by the plan. If none, enter -0-.	(e) Did service provider receive indirect compensation? (sources other than plan or plan sponsor)	(f) Did indirect compensation include eligible indirect compensation, for which the plan received the required disclosures?	(g) Enter total indirect compensation received by service provider excluding eligible indirect compensation for which you answered "Yes" to element (f). If none, enter -0-.	(h) Did the service provider give you a formula instead of an amount or estimated amount?
30 50	EMPLOYEE	131844	Yes [ ] No [X]	Yes [ ] No [ ]		Yes [ ] No [ ]

2. Information on Other Service Providers Receiving Direct or Indirect Compensation. Except for those persons for whom you answered "Yes" to line 1a above, complete as many entries as needed to list each person receiving, directly or indirectly, $5,000 or more in total compensation (i.e., money or anything else of value) in connection with services rendered to the plan or their position with the plan during the plan year. (See instructions).

(a) Enter name and EIN or address (see instructions)

MORRISON, SHONYA

51-6031295

(b) Service Code(s)	(c) Relationship to employer, employee organization, or person known to be a party-in-interest	(d) Enter direct compensation paid by the plan. If none, enter -0-.	(e) Did service provider receive indirect compensation? (sources other than plan or plan sponsor)	(f) Did indirect compensation include eligible indirect compensation, for which the plan received the required disclosures?	(g) Enter total indirect compensation received by service provider excluding eligible indirect compensation for which you answered "Yes" to element (f). If none, enter -0-.	(h) Did the service provider give you a formula instead of an amount or estimated amount?
30 50	EMPLOYEE	123792	Yes ☐ No ☒	Yes ☐ No ☐		Yes ☐ No ☐

(a) Enter name and EIN or address (see instructions)

SKOLNICK, ALAN

51-6031295

(b) Service Code(s)	(c) Relationship to employer, employee organization, or person known to be a party-in-interest	(d) Enter direct compensation paid by the plan. If none, enter -0-.	(e) Did service provider receive indirect compensation? (sources other than plan or plan sponsor)	(f) Did indirect compensation include eligible indirect compensation, for which the plan received the required disclosures?	(g) Enter total indirect compensation received by service provider excluding eligible indirect compensation for which you answered "Yes" to element (f). If none, enter -0-.	(h) Did the service provider give you a formula instead of an amount or estimated amount?
30 50	RETIRED EMPLOYEE	116627	Yes ☐ No ☒	Yes ☐ No ☐		Yes ☐ No ☐

(a) Enter name and EIN or address (see instructions)

POIST, MARK

51-6031295

(b) Service Code(s)	(c) Relationship to employer, employee organization, or person known to be a party-in-interest	(d) Enter direct compensation paid by the plan. If none, enter -0-.	(e) Did service provider receive indirect compensation? (sources other than plan or plan sponsor)	(f) Did indirect compensation include eligible indirect compensation, for which the plan received the required disclosures?	(g) Enter total indirect compensation received by service provider excluding eligible indirect compensation for which you answered "Yes" to element (f). If none, enter -0-.	(h) Did the service provider give you a formula instead of an amount or estimated amount?
30 50	EMPLOYEE	116512	Yes ☐ No ☒	Yes ☐ No ☐		Yes ☐ No ☐

2. Information on Other Service Providers Receiving Direct or Indirect Compensation. Except for those persons for whom you answered "Yes" to line 1a above, complete as many entries as needed to list each person receiving, directly or indirectly, $5,000 or more in total compensation (i.e., money or anything else of value) in connection with services rendered to the plan or their position with the plan during the plan year. (See instructions).

(a) Enter name and EIN or address (see instructions)

PINNOCK, ANDREA

51-6031295

(b) Service Code(s)	(c) Relationship to employer, employee organization, or person known to be a party-in-interest	(d) Enter direct compensation paid by the plan. If none, enter -0-.	(e) Did service provider receive indirect compensation? (sources other than plan or plan sponsor)	(f) Did indirect compensation include eligible indirect compensation, for which the plan received the required disclosures?	(g) Enter total indirect compensation received by service provider excluding eligible indirect compensation for which you answered "Yes" to element (f). If none, enter -0-.	(h) Did the service provider give you a formula instead of an amount or estimated amount?
30 50	EMPLOYEE	114694	Yes ☐ No ☒	Yes ☐ No ☐		Yes ☐ No ☐

(a) Enter name and EIN or address (see instructions)

TIAN, YAN

51-6031295

(b) Service Code(s)	(c) Relationship to employer, employee organization, or person known to be a party-in-interest	(d) Enter direct compensation paid by the plan. If none, enter -0-.	(e) Did service provider receive indirect compensation? (sources other than plan or plan sponsor)	(f) Did indirect compensation include eligible indirect compensation, for which the plan received the required disclosures?	(g) Enter total indirect compensation received by service provider excluding eligible indirect compensation for which you answered "Yes" to element (f). If none, enter -0-.	(h) Did the service provider give you a formula instead of an amount or estimated amount?
30 50	EMPLOYEE	114498	Yes ☐ No ☒	Yes ☐ No ☐		Yes ☐ No ☐

(a) Enter name and EIN or address (see instructions)

CARPENTER, MALIKAH

51-6031295

(b) Service Code(s)	(c) Relationship to employer, employee organization, or person known to be a party-in-interest	(d) Enter direct compensation paid by the plan. If none, enter -0-.	(e) Did service provider receive indirect compensation? (sources other than plan or plan sponsor)	(f) Did indirect compensation include eligible indirect compensation, for which the plan received the required disclosures?	(g) Enter total indirect compensation received by service provider excluding eligible indirect compensation for which you answered "Yes" to element (f). If none, enter -0-.	(h) Did the service provider give you a formula instead of an amount or estimated amount?
30 50	EMPLOYEE	111586	Yes ☐ No ☒	Yes ☐ No ☐		Yes ☐ No ☐

2. Information on Other Service Providers Receiving Direct or Indirect Compensation. Except for those persons for whom you answered "Yes" to line 1a above, complete as many entries as needed to list each person receiving, directly or indirectly, $5,000 or more in total compensation (i.e., money or anything else of value) in connection with services rendered to the plan or their position with the plan during the plan year. (See instructions).

(a) Enter name and EIN or address (see instructions)

WALKER, SUSAN

51-6031295

(b) Service Code(s)	(c) Relationship to employer, employee organization, or person known to be a party-in-interest	(d) Enter direct compensation paid by the plan. If none, enter -0-.	(e) Did service provider receive indirect compensation? (sources other than plan or plan sponsor)	(f) Did indirect compensation include eligible indirect compensation, for which the plan received the required disclosures?	(g) Enter total indirect compensation received by service provider excluding eligible indirect compensation for which you answered "Yes" to element (f). If none, enter -0-.	(h) Did the service provider give you a formula instead of an amount or estimated amount?
30 50	EMPLOYEE	111517	Yes ☐ No ☒	Yes ☐ No ☐		Yes ☐ No ☐

(a) Enter name and EIN or address (see instructions)

CREIGH, CHARLES

51-6031295

(b) Service Code(s)	(c) Relationship to employer, employee organization, or person known to be a party-in-interest	(d) Enter direct compensation paid by the plan. If none, enter -0-.	(e) Did service provider receive indirect compensation? (sources other than plan or plan sponsor)	(f) Did indirect compensation include eligible indirect compensation, for which the plan received the required disclosures?	(g) Enter total indirect compensation received by service provider excluding eligible indirect compensation for which you answered "Yes" to element (f). If none, enter -0-.	(h) Did the service provider give you a formula instead of an amount or estimated amount?
30 50	EMPLOYEE	105858	Yes ☐ No ☒	Yes ☐ No ☐		Yes ☐ No ☐

(a) Enter name and EIN or address (see instructions)

JOHNSON, NED

51-6031295

(b) Service Code(s)	(c) Relationship to employer, employee organization, or person known to be a party-in-interest	(d) Enter direct compensation paid by the plan. If none, enter -0-.	(e) Did service provider receive indirect compensation? (sources other than plan or plan sponsor)	(f) Did indirect compensation include eligible indirect compensation, for which the plan received the required disclosures?	(g) Enter total indirect compensation received by service provider excluding eligible indirect compensation for which you answered "Yes" to element (f). If none, enter -0-.	(h) Did the service provider give you a formula instead of an amount or estimated amount?
30 50	EMPLOYEE	105458	Yes ☐ No ☒	Yes ☐ No ☐		Yes ☐ No ☐

2. Information on Other Service Providers Receiving Direct or Indirect Compensation. Except for those persons for whom you answered "Yes" to line 1a above, complete as many entries as needed to list each person receiving, directly or indirectly, $5,000 or more in total compensation (i.e., money or anything else of value) in connection with services rendered to the plan or their position with the plan during the plan year. (See instructions).

(a) Enter name and EIN or address (see instructions)

ROGERS, ALEXANDER

51-6031295

(b) Service Code(s)	(c) Relationship to employer, employee organization, or person known to be a party-in-interest	(d) Enter direct compensation paid by the plan. If none, enter -0-.	(e) Did service provider receive indirect compensation? (sources other than plan or plan sponsor)	(f) Did indirect compensation include eligible indirect compensation, for which the plan received the required disclosures?	(g) Enter total indirect compensation received by service provider excluding eligible indirect compensation for which you answered "Yes" to element (f). If none, enter -0-.	(h) Did the service provider give you a formula instead of an amount or estimated amount?
30 50	EMPLOYEE	99721	Yes ☐ No ☒	Yes ☐ No ☐		Yes ☐ No ☐

(a) Enter name and EIN or address (see instructions)

RANDSTAD US LLC

58-2426357

(b) Service Code(s)	(c) Relationship to employer, employee organization, or person known to be a party-in-interest	(d) Enter direct compensation paid by the plan. If none, enter -0-.	(e) Did service provider receive indirect compensation? (sources other than plan or plan sponsor)	(f) Did indirect compensation include eligible indirect compensation, for which the plan received the required disclosures?	(g) Enter total indirect compensation received by service provider excluding eligible indirect compensation for which you answered "Yes" to element (f). If none, enter -0-.	(h) Did the service provider give you a formula instead of an amount or estimated amount?
13 50 70	NONE	98070	Yes ☐ No ☒	Yes ☐ No ☐		Yes ☐ No ☐

(a) Enter name and EIN or address (see instructions)

TAYLOR, KATHLEEN

51-6031295

(b) Service Code(s)	(c) Relationship to employer, employee organization, or person known to be a party-in-interest	(d) Enter direct compensation paid by the plan. If none, enter -0-.	(e) Did service provider receive indirect compensation? (sources other than plan or plan sponsor)	(f) Did indirect compensation include eligible indirect compensation, for which the plan received the required disclosures?	(g) Enter total indirect compensation received by service provider excluding eligible indirect compensation for which you answered "Yes" to element (f). If none, enter -0-.	(h) Did the service provider give you a formula instead of an amount or estimated amount?
30 50	EMPLOYEE	98065	Yes ☐ No ☒	Yes ☐ No ☐		Yes ☐ No ☐

2. Information on Other Service Providers Receiving Direct or Indirect Compensation. Except for those persons for whom you answered "Yes" to line 1a above, complete as many entries as needed to list each person receiving, directly or indirectly, $5,000 or more in total compensation (i.e., money or anything else of value) in connection with services rendered to the plan or their position with the plan during the plan year. (See instructions).

(a) Enter name and EIN or address (see instructions)

SEGAL SELECT INSURANCE SERVICES INC

46-0619194

(b) Service Code(s)	(c) Relationship to employer, employee organization, or person known to be a party-in-interest	(d) Enter direct compensation paid by the plan. If none, enter -0-.	(e) Did service provider receive indirect compensation? (sources other than plan or plan sponsor)	(f) Did indirect compensation include eligible indirect compensation, for which the plan received the required disclosures?	(g) Enter total indirect compensation received by service provider excluding eligible indirect compensation for which you answered "Yes" to element (f). If none, enter -0-.	(h) Did the service provider give you a formula instead of an amount or estimated amount?
22 50 53	NONE	96643	Yes ☐ No ☒	Yes ☐ No ☐		Yes ☐ No ☐

(a) Enter name and EIN or address (see instructions)

LOVITT, TYIEKA K

51-6031295

(b) Service Code(s)	(c) Relationship to employer, employee organization, or person known to be a party-in-interest	(d) Enter direct compensation paid by the plan. If none, enter -0-.	(e) Did service provider receive indirect compensation? (sources other than plan or plan sponsor)	(f) Did indirect compensation include eligible indirect compensation, for which the plan received the required disclosures?	(g) Enter total indirect compensation received by service provider excluding eligible indirect compensation for which you answered "Yes" to element (f). If none, enter -0-.	(h) Did the service provider give you a formula instead of an amount or estimated amount?
30 50	EMPLOYEE	95905	Yes ☐ No ☒	Yes ☐ No ☐		Yes ☐ No ☐

(a) Enter name and EIN or address (see instructions)

RODRIGUEZ, JOSE

51-6031295

(b) Service Code(s)	(c) Relationship to employer, employee organization, or person known to be a party-in-interest	(d) Enter direct compensation paid by the plan. If none, enter -0-.	(e) Did service provider receive indirect compensation? (sources other than plan or plan sponsor)	(f) Did indirect compensation include eligible indirect compensation, for which the plan received the required disclosures?	(g) Enter total indirect compensation received by service provider excluding eligible indirect compensation for which you answered "Yes" to element (f). If none, enter -0-.	(h) Did the service provider give you a formula instead of an amount or estimated amount?
30 50	EMPLOYEE	95229	Yes ☐ No ☒	Yes ☐ No ☐		Yes ☐ No ☐

2. Information on Other Service Providers Receiving Direct or Indirect Compensation. Except for those persons for whom you answered "Yes" to line 1a above, complete as many entries as needed to list each person receiving, directly or indirectly, $5,000 or more in total compensation (i.e., money or anything else of value) in connection with services rendered to the plan or their position with the plan during the plan year. (See instructions).

(a) Enter name and EIN or address (see instructions)

GIBSON, REMA

51-6031295

(b) Service Code(s)	(c) Relationship to employer, employee organization, or person known to be a party-in-interest	(d) Enter direct compensation paid by the plan. If none, enter -0-.	(e) Did service provider receive indirect compensation? (sources other than plan or plan sponsor)	(f) Did indirect compensation include eligible indirect compensation, for which the plan received the required disclosures?	(g) Enter total indirect compensation received by service provider excluding eligible indirect compensation for which you answered "Yes" to element (f). If none, enter -0-.	(h) Did the service provider give you a formula instead of an amount or estimated amount?
30 50	EMPLOYEE	94889	Yes ☐ No ☒	Yes ☐ No ☐		Yes ☐ No ☐

(a) Enter name and EIN or address (see instructions)

JONES, FARRAH

51-6031295

(b) Service Code(s)	(c) Relationship to employer, employee organization, or person known to be a party-in-interest	(d) Enter direct compensation paid by the plan. If none, enter -0-.	(e) Did service provider receive indirect compensation? (sources other than plan or plan sponsor)	(f) Did indirect compensation include eligible indirect compensation, for which the plan received the required disclosures?	(g) Enter total indirect compensation received by service provider excluding eligible indirect compensation for which you answered "Yes" to element (f). If none, enter -0-.	(h) Did the service provider give you a formula instead of an amount or estimated amount?
30 50	EMPLOYEE	92001	Yes ☐ No ☒	Yes ☐ No ☐		Yes ☐ No ☐

(a) Enter name and EIN or address (see instructions)

RAMSAY, ANGELA

51-6031295

(b) Service Code(s)	(c) Relationship to employer, employee organization, or person known to be a party-in-interest	(d) Enter direct compensation paid by the plan. If none, enter -0-.	(e) Did service provider receive indirect compensation? (sources other than plan or plan sponsor)	(f) Did indirect compensation include eligible indirect compensation, for which the plan received the required disclosures?	(g) Enter total indirect compensation received by service provider excluding eligible indirect compensation for which you answered "Yes" to element (f). If none, enter -0-.	(h) Did the service provider give you a formula instead of an amount or estimated amount?
30 50	EMPLOYEE	91599	Yes ☐ No ☒	Yes ☐ No ☐		Yes ☐ No ☐

2. Information on Other Service Providers Receiving Direct or Indirect Compensation. Except for those persons for whom you answered "Yes" to line 1a above, complete as many entries as needed to list each person receiving, directly or indirectly, $5,000 or more in total compensation (i.e., money or anything else of value) in connection with services rendered to the plan or their position with the plan during the plan year. (See instructions).

(a) Enter name and EIN or address (see instructions)

BROWN, SONYA

51-6031295

(b) Service Code(s)	(c) Relationship to employer, employee organization, or person known to be a party-in-interest	(d) Enter direct compensation paid by the plan. If none, enter -0-.	(e) Did service provider receive indirect compensation? (sources other than plan or plan sponsor)	(f) Did indirect compensation include eligible indirect compensation, for which the plan received the required disclosures?	(g) Enter total indirect compensation received by service provider excluding eligible indirect compensation for which you answered "Yes" to element (f). If none, enter -0-.	(h) Did the service provider give you a formula instead of an amount or estimated amount?
30 50	EMPLOYEE	88469	Yes [ ] No [X]	Yes [ ] No [ ]		Yes [ ] No [ ]

(a) Enter name and EIN or address (see instructions)

KIDDER, ELIZABETH

51-6031295

(b) Service Code(s)	(c) Relationship to employer, employee organization, or person known to be a party-in-interest	(d) Enter direct compensation paid by the plan. If none, enter -0-.	(e) Did service provider receive indirect compensation? (sources other than plan or plan sponsor)	(f) Did indirect compensation include eligible indirect compensation, for which the plan received the required disclosures?	(g) Enter total indirect compensation received by service provider excluding eligible indirect compensation for which you answered "Yes" to element (f). If none, enter -0-.	(h) Did the service provider give you a formula instead of an amount or estimated amount?
30 50	EMPLOYEE	87650	Yes [ ] No [X]	Yes [ ] No [ ]		Yes [ ] No [ ]

(a) Enter name and EIN or address (see instructions)

PETERSON, LAVONIA

51-6031295

(b) Service Code(s)	(c) Relationship to employer, employee organization, or person known to be a party-in-interest	(d) Enter direct compensation paid by the plan. If none, enter -0-.	(e) Did service provider receive indirect compensation? (sources other than plan or plan sponsor)	(f) Did indirect compensation include eligible indirect compensation, for which the plan received the required disclosures?	(g) Enter total indirect compensation received by service provider excluding eligible indirect compensation for which you answered "Yes" to element (f). If none, enter -0-.	(h) Did the service provider give you a formula instead of an amount or estimated amount?
30 50	EMPLOYEE	87403	Yes [ ] No [X]	Yes [ ] No [ ]		Yes [ ] No [ ]

2. Information on Other Service Providers Receiving Direct or Indirect Compensation. Except for those persons for whom you answered "Yes" to line 1a above, complete as many entries as needed to list each person receiving, directly or indirectly, $5,000 or more in total compensation (i.e., money or anything else of value) in connection with services rendered to the plan or their position with the plan during the plan year. (See instructions).

(a) Enter name and EIN or address (see instructions)

CHEA, PAULA

51-6031295

(b) Service Code(s)	(c) Relationship to employer, employee organization, or person known to be a party-in-interest	(d) Enter direct compensation paid by the plan. If none, enter -0-.	(e) Did service provider receive indirect compensation? (sources other than plan or plan sponsor)	(f) Did indirect compensation include eligible indirect compensation, for which the plan received the required disclosures?	(g) Enter total indirect compensation received by service provider excluding eligible indirect compensation for which you answered "Yes" to element (f). If none, enter -0-.	(h) Did the service provider give you a formula instead of an amount or estimated amount?
30 50	EMPLOYEE	87032	Yes ☐ No ☒	Yes ☐ No ☐		Yes ☐ No ☐

(a) Enter name and EIN or address (see instructions)

PERALTA, LAVERNE

51-6031295

(b) Service Code(s)	(c) Relationship to employer, employee organization, or person known to be a party-in-interest	(d) Enter direct compensation paid by the plan. If none, enter -0-.	(e) Did service provider receive indirect compensation? (sources other than plan or plan sponsor)	(f) Did indirect compensation include eligible indirect compensation, for which the plan received the required disclosures?	(g) Enter total indirect compensation received by service provider excluding eligible indirect compensation for which you answered "Yes" to element (f). If none, enter -0-.	(h) Did the service provider give you a formula instead of an amount or estimated amount?
30 50	EMPLOYEE	86580	Yes ☐ No ☒	Yes ☐ No ☐		Yes ☐ No ☐

(a) Enter name and EIN or address (see instructions)

LE, TRUNG

51-6031295

(b) Service Code(s)	(c) Relationship to employer, employee organization, or person known to be a party-in-interest	(d) Enter direct compensation paid by the plan. If none, enter -0-.	(e) Did service provider receive indirect compensation? (sources other than plan or plan sponsor)	(f) Did indirect compensation include eligible indirect compensation, for which the plan received the required disclosures?	(g) Enter total indirect compensation received by service provider excluding eligible indirect compensation for which you answered "Yes" to element (f). If none, enter -0-.	(h) Did the service provider give you a formula instead of an amount or estimated amount?
30 50	EMPLOYEE	86554	Yes ☐ No ☒	Yes ☐ No ☐		Yes ☐ No ☐

2. Information on Other Service Providers Receiving Direct or Indirect Compensation. Except for those persons for whom you answered "Yes" to line 1a above, complete as many entries as needed to list each person receiving, directly or indirectly, $5,000 or more in total compensation (i.e., money or anything else of value) in connection with services rendered to the plan or their position with the plan during the plan year. (See instructions).

(a) Enter name and EIN or address (see instructions)

JONES, ANTONINETTE

51-6031295

(b) Service Code(s)	(c) Relationship to employer, employee organization, or person known to be a party-in-interest	(d) Enter direct compensation paid by the plan. If none, enter -0-.	(e) Did service provider receive indirect compensation? (sources other than plan or plan sponsor)	(f) Did indirect compensation include eligible indirect compensation, for which the plan received the required disclosures?	(g) Enter total indirect compensation received by service provider excluding eligible indirect compensation for which you answered "Yes" to element (f). If none, enter -0-.	(h) Did the service provider give you a formula instead of an amount or estimated amount?
30 50	EMPLOYEE	86495	Yes ☐ No ☒	Yes ☐ No ☐		Yes ☐ No ☐

(a) Enter name and EIN or address (see instructions)

JONES, DAWN

51-6031295

(b) Service Code(s)	(c) Relationship to employer, employee organization, or person known to be a party-in-interest	(d) Enter direct compensation paid by the plan. If none, enter -0-.	(e) Did service provider receive indirect compensation? (sources other than plan or plan sponsor)	(f) Did indirect compensation include eligible indirect compensation, for which the plan received the required disclosures?	(g) Enter total indirect compensation received by service provider excluding eligible indirect compensation for which you answered "Yes" to element (f). If none, enter -0-.	(h) Did the service provider give you a formula instead of an amount or estimated amount?
30 50	EMPLOYEE	85425	Yes ☐ No ☒	Yes ☐ No ☐		Yes ☐ No ☐

(a) Enter name and EIN or address (see instructions)

MELTON, STACEY

51-6031295

(b) Service Code(s)	(c) Relationship to employer, employee organization, or person known to be a party-in-interest	(d) Enter direct compensation paid by the plan. If none, enter -0-.	(e) Did service provider receive indirect compensation? (sources other than plan or plan sponsor)	(f) Did indirect compensation include eligible indirect compensation, for which the plan received the required disclosures?	(g) Enter total indirect compensation received by service provider excluding eligible indirect compensation for which you answered "Yes" to element (f). If none, enter -0-.	(h) Did the service provider give you a formula instead of an amount or estimated amount?
30 50	EMPLOYEE	85078	Yes ☐ No ☒	Yes ☐ No ☐		Yes ☐ No ☐

2. Information on Other Service Providers Receiving Direct or Indirect Compensation. Except for those persons for whom you answered "Yes" to line 1a above, complete as many entries as needed to list each person receiving, directly or indirectly, $5,000 or more in total compensation (i.e., money or anything else of value) in connection with services rendered to the plan or their position with the plan during the plan year. (See instructions).

(a) Enter name and EIN or address (see instructions)

CULLEN, LAVAUN

51-6031295

(b) Service Code(s)	(c) Relationship to employer, employee organization, or person known to be a party-in-interest	(d) Enter direct compensation paid by the plan. If none, enter -0-.	(e) Did service provider receive indirect compensation? (sources other than plan or plan sponsor)	(f) Did indirect compensation include eligible indirect compensation, for which the plan received the required disclosures?	(g) Enter total indirect compensation received by service provider excluding eligible indirect compensation for which you answered "Yes" to element (f). If none, enter -0-.	(h) Did the service provider give you a formula instead of an amount or estimated amount?
30 50	EMPLOYEE	84519	Yes ☐ No ☒	Yes ☐ No ☐		Yes ☐ No ☐

(a) Enter name and EIN or address (see instructions)

BROWN, LETITCIA

51-6031295

(b) Service Code(s)	(c) Relationship to employer, employee organization, or person known to be a party-in-interest	(d) Enter direct compensation paid by the plan. If none, enter -0-.	(e) Did service provider receive indirect compensation? (sources other than plan or plan sponsor)	(f) Did indirect compensation include eligible indirect compensation, for which the plan received the required disclosures?	(g) Enter total indirect compensation received by service provider excluding eligible indirect compensation for which you answered "Yes" to element (f). If none, enter -0-.	(h) Did the service provider give you a formula instead of an amount or estimated amount?
30 50	EMPLOYEE	84173	Yes ☐ No ☒	Yes ☐ No ☐		Yes ☐ No ☐

(a) Enter name and EIN or address (see instructions)

FRAZIER, PAUL

51-6031295

(b) Service Code(s)	(c) Relationship to employer, employee organization, or person known to be a party-in-interest	(d) Enter direct compensation paid by the plan. If none, enter -0-.	(e) Did service provider receive indirect compensation? (sources other than plan or plan sponsor)	(f) Did indirect compensation include eligible indirect compensation, for which the plan received the required disclosures?	(g) Enter total indirect compensation received by service provider excluding eligible indirect compensation for which you answered "Yes" to element (f). If none, enter -0-.	(h) Did the service provider give you a formula instead of an amount or estimated amount?
30 50	EMPLOYEE	84040	Yes ☐ No ☒	Yes ☐ No ☐		Yes ☐ No ☐

2. Information on Other Service Providers Receiving Direct or Indirect Compensation. Except for those persons for whom you answered "Yes" to line 1a above, complete as many entries as needed to list each person receiving, directly or indirectly, $5,000 or more in total compensation (i.e., money or anything else of value) in connection with services rendered to the plan or their position with the plan during the plan year. (See instructions).

(a) Enter name and EIN or address (see instructions)

DUCKETT, CHANTEL

51-6031295

(b) Service Code(s)	(c) Relationship to employer, employee organization, or person known to be a party-in-interest	(d) Enter direct compensation paid by the plan. If none, enter -0-.	(e) Did service provider receive indirect compensation? (sources other than plan or plan sponsor)	(f) Did indirect compensation include eligible indirect compensation, for which the plan received the required disclosures?	(g) Enter total indirect compensation received by service provider excluding eligible indirect compensation for which you answered "Yes" to element (f). If none, enter -0-.	(h) Did the service provider give you a formula instead of an amount or estimated amount?
30 50	EMPLOYEE	83548	Yes ☐ No ☒	Yes ☐ No ☐		Yes ☐ No ☐

(a) Enter name and EIN or address (see instructions)

PHARR, ASHLEY

51-6031295

(b) Service Code(s)	(c) Relationship to employer, employee organization, or person known to be a party-in-interest	(d) Enter direct compensation paid by the plan. If none, enter -0-.	(e) Did service provider receive indirect compensation? (sources other than plan or plan sponsor)	(f) Did indirect compensation include eligible indirect compensation, for which the plan received the required disclosures?	(g) Enter total indirect compensation received by service provider excluding eligible indirect compensation for which you answered "Yes" to element (f). If none, enter -0-.	(h) Did the service provider give you a formula instead of an amount or estimated amount?
30 50	EMPLOYEE	83452	Yes ☐ No ☒	Yes ☐ No ☐		Yes ☐ No ☐

(a) Enter name and EIN or address (see instructions)

GIBSON, KIMBERLY

51-6031295

(b) Service Code(s)	(c) Relationship to employer, employee organization, or person known to be a party-in-interest	(d) Enter direct compensation paid by the plan. If none, enter -0-.	(e) Did service provider receive indirect compensation? (sources other than plan or plan sponsor)	(f) Did indirect compensation include eligible indirect compensation, for which the plan received the required disclosures?	(g) Enter total indirect compensation received by service provider excluding eligible indirect compensation for which you answered "Yes" to element (f). If none, enter -0-.	(h) Did the service provider give you a formula instead of an amount or estimated amount?
30 50	EMPLOYEE	83417	Yes ☐ No ☒	Yes ☐ No ☐		Yes ☐ No ☐

2. Information on Other Service Providers Receiving Direct or Indirect Compensation. Except for those persons for whom you answered "Yes" to line 1a above, complete as many entries as needed to list each person receiving, directly or indirectly, $5,000 or more in total compensation (i.e., money or anything else of value) in connection with services rendered to the plan or their position with the plan during the plan year. (See instructions).

(a) Enter name and EIN or address (see instructions)

OMALLEY, DAVID

51-6031295

(b) Service Code(s)	(c) Relationship to employer, employee organization, or person known to be a party-in-interest	(d) Enter direct compensation paid by the plan. If none, enter -0-.	(e) Did service provider receive indirect compensation? (sources other than plan or plan sponsor)	(f) Did indirect compensation include eligible indirect compensation, for which the plan received the required disclosures?	(g) Enter total indirect compensation received by service provider excluding eligible indirect compensation for which you answered "Yes" to element (f). If none, enter -0-.	(h) Did the service provider give you a formula instead of an amount or estimated amount?
30 50	EMPLOYEE	83135	Yes [ ] No [X]	Yes [ ] No [ ]		Yes [ ] No [ ]

(a) Enter name and EIN or address (see instructions)

COPELAND, SEAN

51-6031295

(b) Service Code(s)	(c) Relationship to employer, employee organization, or person known to be a party-in-interest	(d) Enter direct compensation paid by the plan. If none, enter -0-.	(e) Did service provider receive indirect compensation? (sources other than plan or plan sponsor)	(f) Did indirect compensation include eligible indirect compensation, for which the plan received the required disclosures?	(g) Enter total indirect compensation received by service provider excluding eligible indirect compensation for which you answered "Yes" to element (f). If none, enter -0-.	(h) Did the service provider give you a formula instead of an amount or estimated amount?
30 50	EMPLOYEE	82902	Yes [ ] No [X]	Yes [ ] No [ ]		Yes [ ] No [ ]

(a) Enter name and EIN or address (see instructions)

KANOWICZ, LAUREN

51-6031295

(b) Service Code(s)	(c) Relationship to employer, employee organization, or person known to be a party-in-interest	(d) Enter direct compensation paid by the plan. If none, enter -0-.	(e) Did service provider receive indirect compensation? (sources other than plan or plan sponsor)	(f) Did indirect compensation include eligible indirect compensation, for which the plan received the required disclosures?	(g) Enter total indirect compensation received by service provider excluding eligible indirect compensation for which you answered "Yes" to element (f). If none, enter -0-.	(h) Did the service provider give you a formula instead of an amount or estimated amount?
30 50	EMPLOYEE	82703	Yes [ ] No [X]	Yes [ ] No [ ]		Yes [ ] No [ ]

2. Information on Other Service Providers Receiving Direct or Indirect Compensation. Except for those persons for whom you answered "Yes" to line 1a above, complete as many entries as needed to list each person receiving, directly or indirectly, $5,000 or more in total compensation (i.e., money or anything else of value) in connection with services rendered to the plan or their position with the plan during the plan year. (See instructions).

(a) Enter name and EIN or address (see instructions)

SHAUGHNESSY, DANIEL

51-6031295

(b) Service Code(s)	(c) Relationship to employer, employee organization, or person known to be a party-in-interest	(d) Enter direct compensation paid by the plan. If none, enter -0-.	(e) Did service provider receive indirect compensation? (sources other than plan or plan sponsor)	(f) Did indirect compensation include eligible indirect compensation, for which the plan received the required disclosures?	(g) Enter total indirect compensation received by service provider excluding eligible indirect compensation for which you answered "Yes" to element (f). If none, enter -0-.	(h) Did the service provider give you a formula instead of an amount or estimated amount?
30 50	EMPLOYEE	82681	Yes ☐ No ☒	Yes ☐ No ☐		Yes ☐ No ☐

(a) Enter name and EIN or address (see instructions)

BROWN, JORDAN

51-6031295

(b) Service Code(s)	(c) Relationship to employer, employee organization, or person known to be a party-in-interest	(d) Enter direct compensation paid by the plan. If none, enter -0-.	(e) Did service provider receive indirect compensation? (sources other than plan or plan sponsor)	(f) Did indirect compensation include eligible indirect compensation, for which the plan received the required disclosures?	(g) Enter total indirect compensation received by service provider excluding eligible indirect compensation for which you answered "Yes" to element (f). If none, enter -0-.	(h) Did the service provider give you a formula instead of an amount or estimated amount?
30 50	EMPLOYEE	82554	Yes ☐ No ☒	Yes ☐ No ☐		Yes ☐ No ☐

(a) Enter name and EIN or address (see instructions)

SHEPHERD, COURTNEY

51-6031295

(b) Service Code(s)	(c) Relationship to employer, employee organization, or person known to be a party-in-interest	(d) Enter direct compensation paid by the plan. If none, enter -0-.	(e) Did service provider receive indirect compensation? (sources other than plan or plan sponsor)	(f) Did indirect compensation include eligible indirect compensation, for which the plan received the required disclosures?	(g) Enter total indirect compensation received by service provider excluding eligible indirect compensation for which you answered "Yes" to element (f). If none, enter -0-.	(h) Did the service provider give you a formula instead of an amount or estimated amount?
30 50	EMPLOYEE	82530	Yes ☐ No ☒	Yes ☐ No ☐		Yes ☐ No ☐

2. Information on Other Service Providers Receiving Direct or Indirect Compensation. Except for those persons for whom you answered "Yes" to line 1a above, complete as many entries as needed to list each person receiving, directly or indirectly, $5,000 or more in total compensation (i.e., money or anything else of value) in connection with services rendered to the plan or their position with the plan during the plan year. (See instructions).

(a) Enter name and EIN or address (see instructions)

PLATT, SUSAN

51-6031295

(b) Service Code(s)	(c) Relationship to employer, employee organization, or person known to be a party-in-interest	(d) Enter direct compensation paid by the plan. If none, enter -0-.	(e) Did service provider receive indirect compensation? (sources other than plan or plan sponsor)	(f) Did indirect compensation include eligible indirect compensation, for which the plan received the required disclosures?	(g) Enter total indirect compensation received by service provider excluding eligible indirect compensation for which you answered "Yes" to element (f). If none, enter -0-.	(h) Did the service provider give you a formula instead of an amount or estimated amount?
30 50	EMPLOYEE	82514	Yes [ ] No [X]	Yes [ ] No [ ]		Yes [ ] No [ ]

(a) Enter name and EIN or address (see instructions)

GREEN, NICHOLE

51-6031295

(b) Service Code(s)	(c) Relationship to employer, employee organization, or person known to be a party-in-interest	(d) Enter direct compensation paid by the plan. If none, enter -0-.	(e) Did service provider receive indirect compensation? (sources other than plan or plan sponsor)	(f) Did indirect compensation include eligible indirect compensation, for which the plan received the required disclosures?	(g) Enter total indirect compensation received by service provider excluding eligible indirect compensation for which you answered "Yes" to element (f). If none, enter -0-.	(h) Did the service provider give you a formula instead of an amount or estimated amount?
30 50	EMPLOYEE	82114	Yes [ ] No [X]	Yes [ ] No [ ]		Yes [ ] No [ ]

(a) Enter name and EIN or address (see instructions)

WELLS, LORRAINE

51-6031295

(b) Service Code(s)	(c) Relationship to employer, employee organization, or person known to be a party-in-interest	(d) Enter direct compensation paid by the plan. If none, enter -0-.	(e) Did service provider receive indirect compensation? (sources other than plan or plan sponsor)	(f) Did indirect compensation include eligible indirect compensation, for which the plan received the required disclosures?	(g) Enter total indirect compensation received by service provider excluding eligible indirect compensation for which you answered "Yes" to element (f). If none, enter -0-.	(h) Did the service provider give you a formula instead of an amount or estimated amount?
30 50	EMPLOYEE	82101	Yes [ ] No [X]	Yes [ ] No [ ]		Yes [ ] No [ ]

2. Information on Other Service Providers Receiving Direct or Indirect Compensation. Except for those persons for whom you answered "Yes" to line 1a above, complete as many entries as needed to list each person receiving, directly or indirectly, $5,000 or more in total compensation (i.e., money or anything else of value) in connection with services rendered to the plan or their position with the plan during the plan year. (See instructions).

(a) Enter name and EIN or address (see instructions)

ASHTON-TRIMMER, IKEA

51-6031295

(b) Service Code(s)	(c) Relationship to employer, employee organization, or person known to be a party-in-interest	(d) Enter direct compensation paid by the plan. If none, enter -0-.	(e) Did service provider receive indirect compensation? (sources other than plan or plan sponsor)	(f) Did indirect compensation include eligible indirect compensation, for which the plan received the required disclosures?	(g) Enter total indirect compensation received by service provider excluding eligible indirect compensation for which you answered "Yes" to element (f). If none, enter -0-.	(h) Did the service provider give you a formula instead of an amount or estimated amount?
30 50	EMPLOYEE	81871	Yes ☐ No ☒	Yes ☐ No ☐		Yes ☐ No ☐

(a) Enter name and EIN or address (see instructions)

SVORCEK, MEGAN

51-6031295

(b) Service Code(s)	(c) Relationship to employer, employee organization, or person known to be a party-in-interest	(d) Enter direct compensation paid by the plan. If none, enter -0-.	(e) Did service provider receive indirect compensation? (sources other than plan or plan sponsor)	(f) Did indirect compensation include eligible indirect compensation, for which the plan received the required disclosures?	(g) Enter total indirect compensation received by service provider excluding eligible indirect compensation for which you answered "Yes" to element (f). If none, enter -0-.	(h) Did the service provider give you a formula instead of an amount or estimated amount?
30 50	EMPLOYEE	80856	Yes ☐ No ☒	Yes ☐ No ☐		Yes ☐ No ☐

(a) Enter name and EIN or address (see instructions)

MARTIN, JAMES

51-6031295

(b) Service Code(s)	(c) Relationship to employer, employee organization, or person known to be a party-in-interest	(d) Enter direct compensation paid by the plan. If none, enter -0-.	(e) Did service provider receive indirect compensation? (sources other than plan or plan sponsor)	(f) Did indirect compensation include eligible indirect compensation, for which the plan received the required disclosures?	(g) Enter total indirect compensation received by service provider excluding eligible indirect compensation for which you answered "Yes" to element (f). If none, enter -0-.	(h) Did the service provider give you a formula instead of an amount or estimated amount?
30 50	EMPLOYEE	80734	Yes ☐ No ☒	Yes ☐ No ☐		Yes ☐ No ☐

2. Information on Other Service Providers Receiving Direct or Indirect Compensation. Except for those persons for whom you answered "Yes" to line 1a above, complete as many entries as needed to list each person receiving, directly or indirectly, $5,000 or more in total compensation (i.e., money or anything else of value) in connection with services rendered to the plan or their position with the plan during the plan year. (See instructions).

(a) Enter name and EIN or address (see instructions)

MACRALL AGNUS, NIKITA

51-6031295

(b) Service Code(s)	(c) Relationship to employer, employee organization, or person known to be a party-in-interest	(d) Enter direct compensation paid by the plan. If none, enter -0-.	(e) Did service provider receive indirect compensation? (sources other than plan or plan sponsor)	(f) Did indirect compensation include eligible indirect compensation, for which the plan received the required disclosures?	(g) Enter total indirect compensation received by service provider excluding eligible indirect compensation for which you answered "Yes" to element (f). If none, enter -0-.	(h) Did the service provider give you a formula instead of an amount or estimated amount?
30 50	EMPLOYEE	80578	Yes ☐ No ☒	Yes ☐ No ☐		Yes ☐ No ☐

(a) Enter name and EIN or address (see instructions)

RAWLINS, DONTAE

51-6031295

(b) Service Code(s)	(c) Relationship to employer, employee organization, or person known to be a party-in-interest	(d) Enter direct compensation paid by the plan. If none, enter -0-.	(e) Did service provider receive indirect compensation? (sources other than plan or plan sponsor)	(f) Did indirect compensation include eligible indirect compensation, for which the plan received the required disclosures?	(g) Enter total indirect compensation received by service provider excluding eligible indirect compensation for which you answered "Yes" to element (f). If none, enter -0-.	(h) Did the service provider give you a formula instead of an amount or estimated amount?
30 50	EMPLOYEE	80462	Yes ☐ No ☒	Yes ☐ No ☐		Yes ☐ No ☐

(a) Enter name and EIN or address (see instructions)

COLEMAN, JEREMY

51-6031295

(b) Service Code(s)	(c) Relationship to employer, employee organization, or person known to be a party-in-interest	(d) Enter direct compensation paid by the plan. If none, enter -0-.	(e) Did service provider receive indirect compensation? (sources other than plan or plan sponsor)	(f) Did indirect compensation include eligible indirect compensation, for which the plan received the required disclosures?	(g) Enter total indirect compensation received by service provider excluding eligible indirect compensation for which you answered "Yes" to element (f). If none, enter -0-.	(h) Did the service provider give you a formula instead of an amount or estimated amount?
30 50	EMPLOYEE	80381	Yes ☐ No ☒	Yes ☐ No ☐		Yes ☐ No ☐

2. Information on Other Service Providers Receiving Direct or Indirect Compensation. Except for those persons for whom you answered "Yes" to line 1a above, complete as many entries as needed to list each person receiving, directly or indirectly, $5,000 or more in total compensation (i.e., money or anything else of value) in connection with services rendered to the plan or their position with the plan during the plan year. (See instructions).

(a) Enter name and EIN or address (see instructions)

WILSON, GLENN

51-6031295

(b) Service Code(s)	(c) Relationship to employer, employee organization, or person known to be a party-in-interest	(d) Enter direct compensation paid by the plan. If none, enter -0-.	(e) Did service provider receive indirect compensation? (sources other than plan or plan sponsor)	(f) Did indirect compensation include eligible indirect compensation, for which the plan received the required disclosures?	(g) Enter total indirect compensation received by service provider excluding eligible indirect compensation for which you answered "Yes" to element (f). If none, enter -0-.	(h) Did the service provider give you a formula instead of an amount or estimated amount?
30 50	EMPLOYEE	80057	Yes ☐ No ☒	Yes ☐ No ☐		Yes ☐ No ☐

(a) Enter name and EIN or address (see instructions)

LONGMORE, MARY

51-6031295

(b) Service Code(s)	(c) Relationship to employer, employee organization, or person known to be a party-in-interest	(d) Enter direct compensation paid by the plan. If none, enter -0-.	(e) Did service provider receive indirect compensation? (sources other than plan or plan sponsor)	(f) Did indirect compensation include eligible indirect compensation, for which the plan received the required disclosures?	(g) Enter total indirect compensation received by service provider excluding eligible indirect compensation for which you answered "Yes" to element (f). If none, enter -0-.	(h) Did the service provider give you a formula instead of an amount or estimated amount?
30 50	EMPLOYEE	80029	Yes ☐ No ☒	Yes ☐ No ☐		Yes ☐ No ☐

(a) Enter name and EIN or address (see instructions)

MARAGH, MELISSA

51-6031295

(b) Service Code(s)	(c) Relationship to employer, employee organization, or person known to be a party-in-interest	(d) Enter direct compensation paid by the plan. If none, enter -0-.	(e) Did service provider receive indirect compensation? (sources other than plan or plan sponsor)	(f) Did indirect compensation include eligible indirect compensation, for which the plan received the required disclosures?	(g) Enter total indirect compensation received by service provider excluding eligible indirect compensation for which you answered "Yes" to element (f). If none, enter -0-.	(h) Did the service provider give you a formula instead of an amount or estimated amount?
30 50	EMPLOYEE	79940	Yes ☐ No ☒	Yes ☐ No ☐		Yes ☐ No ☐

2. Information on Other Service Providers Receiving Direct or Indirect Compensation. Except for those persons for whom you answered "Yes" to line 1a above, complete as many entries as needed to list each person receiving, directly or indirectly, $5,000 or more in total compensation (i.e., money or anything else of value) in connection with services rendered to the plan or their position with the plan during the plan year. (See instructions).

(a) Enter name and EIN or address (see instructions)

COX, LORETTA

51-6031295

(b) Service Code(s)	(c) Relationship to employer, employee organization, or person known to be a party-in-interest	(d) Enter direct compensation paid by the plan. If none, enter -0-.	(e) Did service provider receive indirect compensation? (sources other than plan or plan sponsor)	(f) Did indirect compensation include eligible indirect compensation, for which the plan received the required disclosures?	(g) Enter total indirect compensation received by service provider excluding eligible indirect compensation for which you answered "Yes" to element (f). If none, enter -0-.	(h) Did the service provider give you a formula instead of an amount or estimated amount?
30 50	EMPLOYEE	79689	Yes [ ] No [X]	Yes [ ] No [ ]		Yes [ ] No [ ]

(a) Enter name and EIN or address (see instructions)

WITHUM SMITH BROWN

22-2027092

(b) Service Code(s)	(c) Relationship to employer, employee organization, or person known to be a party-in-interest	(d) Enter direct compensation paid by the plan. If none, enter -0-.	(e) Did service provider receive indirect compensation? (sources other than plan or plan sponsor)	(f) Did indirect compensation include eligible indirect compensation, for which the plan received the required disclosures?	(g) Enter total indirect compensation received by service provider excluding eligible indirect compensation for which you answered "Yes" to element (f). If none, enter -0-.	(h) Did the service provider give you a formula instead of an amount or estimated amount?
16 50	NONE	79653	Yes [ ] No [X]	Yes [ ] No [ ]		Yes [ ] No [ ]

(a) Enter name and EIN or address (see instructions)

NAMASHULUA, CELESTE

51-6031295

(b) Service Code(s)	(c) Relationship to employer, employee organization, or person known to be a party-in-interest	(d) Enter direct compensation paid by the plan. If none, enter -0-.	(e) Did service provider receive indirect compensation? (sources other than plan or plan sponsor)	(f) Did indirect compensation include eligible indirect compensation, for which the plan received the required disclosures?	(g) Enter total indirect compensation received by service provider excluding eligible indirect compensation for which you answered "Yes" to element (f). If none, enter -0-.	(h) Did the service provider give you a formula instead of an amount or estimated amount?
30 50	EMPLOYEE	79632	Yes [ ] No [X]	Yes [ ] No [ ]		Yes [ ] No [ ]

2. Information on Other Service Providers Receiving Direct or Indirect Compensation. Except for those persons for whom you answered "Yes" to line 1a above, complete as many entries as needed to list each person receiving, directly or indirectly, $5,000 or more in total compensation (i.e., money or anything else of value) in connection with services rendered to the plan or their position with the plan during the plan year. (See instructions).

(a) Enter name and EIN or address (see instructions)

CALLEROS, CLAUDIA

51-6031295

(b) Service Code(s)	(c) Relationship to employer, employee organization, or person known to be a party-in-interest	(d) Enter direct compensation paid by the plan. If none, enter -0-.	(e) Did service provider receive indirect compensation? (sources other than plan or plan sponsor)	(f) Did indirect compensation include eligible indirect compensation, for which the plan received the required disclosures?	(g) Enter total indirect compensation received by service provider excluding eligible indirect compensation for which you answered "Yes" to element (f). If none, enter -0-.	(h) Did the service provider give you a formula instead of an amount or estimated amount?
30 50	EMPLOYEE	79559	Yes [ ] No [X]	Yes [ ] No [ ]		Yes [ ] No [ ]

(a) Enter name and EIN or address (see instructions)

DOYLE, HANNAH

51-6031295

(b) Service Code(s)	(c) Relationship to employer, employee organization, or person known to be a party-in-interest	(d) Enter direct compensation paid by the plan. If none, enter -0-.	(e) Did service provider receive indirect compensation? (sources other than plan or plan sponsor)	(f) Did indirect compensation include eligible indirect compensation, for which the plan received the required disclosures?	(g) Enter total indirect compensation received by service provider excluding eligible indirect compensation for which you answered "Yes" to element (f). If none, enter -0-.	(h) Did the service provider give you a formula instead of an amount or estimated amount?
30 50	EMPLOYEE	79558	Yes [ ] No [X]	Yes [ ] No [ ]		Yes [ ] No [ ]

(a) Enter name and EIN or address (see instructions)

BRANDON, DIONNE C.

51-6031295

(b) Service Code(s)	(c) Relationship to employer, employee organization, or person known to be a party-in-interest	(d) Enter direct compensation paid by the plan. If none, enter -0-.	(e) Did service provider receive indirect compensation? (sources other than plan or plan sponsor)	(f) Did indirect compensation include eligible indirect compensation, for which the plan received the required disclosures?	(g) Enter total indirect compensation received by service provider excluding eligible indirect compensation for which you answered "Yes" to element (f). If none, enter -0-.	(h) Did the service provider give you a formula instead of an amount or estimated amount?
30 50	EMPLOYEE	79552	Yes [ ] No [X]	Yes [ ] No [ ]		Yes [ ] No [ ]

2. Information on Other Service Providers Receiving Direct or Indirect Compensation. Except for those persons for whom you answered "Yes" to line 1a above, complete as many entries as needed to list each person receiving, directly or indirectly, $5,000 or more in total compensation (i.e., money or anything else of value) in connection with services rendered to the plan or their position with the plan during the plan year. (See instructions).

(a) Enter name and EIN or address (see instructions)

SIRIANO, ANTHONY

51-6031295

(b) Service Code(s)	(c) Relationship to employer, employee organization, or person known to be a party-in-interest	(d) Enter direct compensation paid by the plan. If none, enter -0-.	(e) Did service provider receive indirect compensation? (sources other than plan or plan sponsor)	(f) Did indirect compensation include eligible indirect compensation, for which the plan received the required disclosures?	(g) Enter total indirect compensation received by service provider excluding eligible indirect compensation for which you answered "Yes" to element (f). If none, enter -0-.	(h) Did the service provider give you a formula instead of an amount or estimated amount?
30 50	EMPLOYEE	79545	Yes ☐ No ☒	Yes ☐ No ☐		Yes ☐ No ☐

(a) Enter name and EIN or address (see instructions)

WILLIAMS, ESSENCE

51-6031295

(b) Service Code(s)	(c) Relationship to employer, employee organization, or person known to be a party-in-interest	(d) Enter direct compensation paid by the plan. If none, enter -0-.	(e) Did service provider receive indirect compensation? (sources other than plan or plan sponsor)	(f) Did indirect compensation include eligible indirect compensation, for which the plan received the required disclosures?	(g) Enter total indirect compensation received by service provider excluding eligible indirect compensation for which you answered "Yes" to element (f). If none, enter -0-.	(h) Did the service provider give you a formula instead of an amount or estimated amount?
30 50	EMPLOYEE	79395	Yes ☐ No ☒	Yes ☐ No ☐		Yes ☐ No ☐

(a) Enter name and EIN or address (see instructions)

YOUNG, LASHAWN

51-6031295

(b) Service Code(s)	(c) Relationship to employer, employee organization, or person known to be a party-in-interest	(d) Enter direct compensation paid by the plan. If none, enter -0-.	(e) Did service provider receive indirect compensation? (sources other than plan or plan sponsor)	(f) Did indirect compensation include eligible indirect compensation, for which the plan received the required disclosures?	(g) Enter total indirect compensation received by service provider excluding eligible indirect compensation for which you answered "Yes" to element (f). If none, enter -0-.	(h) Did the service provider give you a formula instead of an amount or estimated amount?
30 50	EMPLOYEE	79286	Yes ☐ No ☒	Yes ☐ No ☐		Yes ☐ No ☐

2. Information on Other Service Providers Receiving Direct or Indirect Compensation. Except for those persons for whom you answered "Yes" to line 1a above, complete as many entries as needed to list each person receiving, directly or indirectly, $5,000 or more in total compensation (i.e., money or anything else of value) in connection with services rendered to the plan or their position with the plan during the plan year. (See instructions).

(a) Enter name and EIN or address (see instructions)

HOROWITZ, CORI

51-6031295

(b) Service Code(s)	(c) Relationship to employer, employee organization, or person known to be a party-in-interest	(d) Enter direct compensation paid by the plan. If none, enter -0-.	(e) Did service provider receive indirect compensation? (sources other than plan or plan sponsor)	(f) Did indirect compensation include eligible indirect compensation, for which the plan received the required disclosures?	(g) Enter total indirect compensation received by service provider excluding eligible indirect compensation for which you answered "Yes" to element (f). If none, enter -0-.	(h) Did the service provider give you a formula instead of an amount or estimated amount?
30 50	EMPLOYEE	78963	Yes [ ] No [X]	Yes [ ] No [ ]		Yes [ ] No [ ]

(a) Enter name and EIN or address (see instructions)

ALEXANDER, LOUIS

51-6031295

(b) Service Code(s)	(c) Relationship to employer, employee organization, or person known to be a party-in-interest	(d) Enter direct compensation paid by the plan. If none, enter -0-.	(e) Did service provider receive indirect compensation? (sources other than plan or plan sponsor)	(f) Did indirect compensation include eligible indirect compensation, for which the plan received the required disclosures?	(g) Enter total indirect compensation received by service provider excluding eligible indirect compensation for which you answered "Yes" to element (f). If none, enter -0-.	(h) Did the service provider give you a formula instead of an amount or estimated amount?
30 50	EMPLOYEE	78639	Yes [ ] No [X]	Yes [ ] No [ ]		Yes [ ] No [ ]

(a) Enter name and EIN or address (see instructions)

JOHNSON, SHERKIA

51-6031295

(b) Service Code(s)	(c) Relationship to employer, employee organization, or person known to be a party-in-interest	(d) Enter direct compensation paid by the plan. If none, enter -0-.	(e) Did service provider receive indirect compensation? (sources other than plan or plan sponsor)	(f) Did indirect compensation include eligible indirect compensation, for which the plan received the required disclosures?	(g) Enter total indirect compensation received by service provider excluding eligible indirect compensation for which you answered "Yes" to element (f). If none, enter -0-.	(h) Did the service provider give you a formula instead of an amount or estimated amount?
30 50	EMPLOYEE	78615	Yes [ ] No [X]	Yes [ ] No [ ]		Yes [ ] No [ ]

2. Information on Other Service Providers Receiving Direct or Indirect Compensation. Except for those persons for whom you answered "Yes" to line 1a above, complete as many entries as needed to list each person receiving, directly or indirectly, $5,000 or more in total compensation (i.e., money or anything else of value) in connection with services rendered to the plan or their position with the plan during the plan year. (See instructions).

(a) Enter name and EIN or address (see instructions)

DUREN, JERRI

51-6031295

(b) Service Code(s)	(c) Relationship to employer, employee organization, or person known to be a party-in-interest	(d) Enter direct compensation paid by the plan. If none, enter -0-.	(e) Did service provider receive indirect compensation? (sources other than plan or plan sponsor)	(f) Did indirect compensation include eligible indirect compensation, for which the plan received the required disclosures?	(g) Enter total indirect compensation received by service provider excluding eligible indirect compensation for which you answered "Yes" to element (f). If none, enter -0-.	(h) Did the service provider give you a formula instead of an amount or estimated amount?
30 50	EMPLOYEE	78531	Yes [ ] No [X]	Yes [ ] No [ ]		Yes [ ] No [ ]

(a) Enter name and EIN or address (see instructions)

GOSMON, NAILAH

51-6031295

(b) Service Code(s)	(c) Relationship to employer, employee organization, or person known to be a party-in-interest	(d) Enter direct compensation paid by the plan. If none, enter -0-.	(e) Did service provider receive indirect compensation? (sources other than plan or plan sponsor)	(f) Did indirect compensation include eligible indirect compensation, for which the plan received the required disclosures?	(g) Enter total indirect compensation received by service provider excluding eligible indirect compensation for which you answered "Yes" to element (f). If none, enter -0-.	(h) Did the service provider give you a formula instead of an amount or estimated amount?
30 50	EMPLOYEE	78476	Yes [ ] No [X]	Yes [ ] No [ ]		Yes [ ] No [ ]

(a) Enter name and EIN or address (see instructions)

FORTUNE-WILLIAMS, LISA

51-6031295

(b) Service Code(s)	(c) Relationship to employer, employee organization, or person known to be a party-in-interest	(d) Enter direct compensation paid by the plan. If none, enter -0-.	(e) Did service provider receive indirect compensation? (sources other than plan or plan sponsor)	(f) Did indirect compensation include eligible indirect compensation, for which the plan received the required disclosures?	(g) Enter total indirect compensation received by service provider excluding eligible indirect compensation for which you answered "Yes" to element (f). If none, enter -0-.	(h) Did the service provider give you a formula instead of an amount or estimated amount?
30 50	EMPLOYEE	78432	Yes [ ] No [X]	Yes [ ] No [ ]		Yes [ ] No [ ]

2. Information on Other Service Providers Receiving Direct or Indirect Compensation. Except for those persons for whom you answered "Yes" to line 1a above, complete as many entries as needed to list each person receiving, directly or indirectly, $5,000 or more in total compensation (i.e., money or anything else of value) in connection with services rendered to the plan or their position with the plan during the plan year. (See instructions).

(a) Enter name and EIN or address (see instructions)

BLAIR, THERESA

51-6031295

(b) Service Code(s)	(c) Relationship to employer, employee organization, or person known to be a party-in-interest	(d) Enter direct compensation paid by the plan. If none, enter -0-.	(e) Did service provider receive indirect compensation? (sources other than plan or plan sponsor)	(f) Did indirect compensation include eligible indirect compensation, for which the plan received the required disclosures?	(g) Enter total indirect compensation received by service provider excluding eligible indirect compensation for which you answered "Yes" to element (f). If none, enter -0-.	(h) Did the service provider give you a formula instead of an amount or estimated amount?
30 50	EMPLOYEE	78324	Yes ☐ No ☒	Yes ☐ No ☐		Yes ☐ No ☐

(a) Enter name and EIN or address (see instructions)

SCHOENBUCHER, BROOKE

51-6031295

(b) Service Code(s)	(c) Relationship to employer, employee organization, or person known to be a party-in-interest	(d) Enter direct compensation paid by the plan. If none, enter -0-.	(e) Did service provider receive indirect compensation? (sources other than plan or plan sponsor)	(f) Did indirect compensation include eligible indirect compensation, for which the plan received the required disclosures?	(g) Enter total indirect compensation received by service provider excluding eligible indirect compensation for which you answered "Yes" to element (f). If none, enter -0-.	(h) Did the service provider give you a formula instead of an amount or estimated amount?
30 50	EMPLOYEE	78187	Yes ☐ No ☒	Yes ☐ No ☐		Yes ☐ No ☐

(a) Enter name and EIN or address (see instructions)

MARSHALL, RAVEN

51-6031295

(b) Service Code(s)	(c) Relationship to employer, employee organization, or person known to be a party-in-interest	(d) Enter direct compensation paid by the plan. If none, enter -0-.	(e) Did service provider receive indirect compensation? (sources other than plan or plan sponsor)	(f) Did indirect compensation include eligible indirect compensation, for which the plan received the required disclosures?	(g) Enter total indirect compensation received by service provider excluding eligible indirect compensation for which you answered "Yes" to element (f). If none, enter -0-.	(h) Did the service provider give you a formula instead of an amount or estimated amount?
30 50	EMPLOYEE	77791	Yes ☐ No ☒	Yes ☐ No ☐		Yes ☐ No ☐

2. Information on Other Service Providers Receiving Direct or Indirect Compensation. Except for those persons for whom you answered "Yes" to line 1a above, complete as many entries as needed to list each person receiving, directly or indirectly, $5,000 or more in total compensation (i.e., money or anything else of value) in connection with services rendered to the plan or their position with the plan during the plan year. (See instructions).

(a) Enter name and EIN or address (see instructions)

DEGUZMAN, JOHNNY

51-6031295

(b) Service Code(s)	(c) Relationship to employer, employee organization, or person known to be a party-in-interest	(d) Enter direct compensation paid by the plan. If none, enter -0-.	(e) Did service provider receive indirect compensation? (sources other than plan or plan sponsor)	(f) Did indirect compensation include eligible indirect compensation, for which the plan received the required disclosures?	(g) Enter total indirect compensation received by service provider excluding eligible indirect compensation for which you answered "Yes" to element (f). If none, enter -0-.	(h) Did the service provider give you a formula instead of an amount or estimated amount?
30 50	EMPLOYEE	77768	Yes ☐ No ☒	Yes ☐ No ☐		Yes ☐ No ☐

(a) Enter name and EIN or address (see instructions)

PATTERSON, MICHAEL

51-6031295

(b) Service Code(s)	(c) Relationship to employer, employee organization, or person known to be a party-in-interest	(d) Enter direct compensation paid by the plan. If none, enter -0-.	(e) Did service provider receive indirect compensation? (sources other than plan or plan sponsor)	(f) Did indirect compensation include eligible indirect compensation, for which the plan received the required disclosures?	(g) Enter total indirect compensation received by service provider excluding eligible indirect compensation for which you answered "Yes" to element (f). If none, enter -0-.	(h) Did the service provider give you a formula instead of an amount or estimated amount?
30 50	EMPLOYEE	77678	Yes ☐ No ☒	Yes ☐ No ☐		Yes ☐ No ☐

(a) Enter name and EIN or address (see instructions)

BUDUAN, HELEN

51-6031295

(b) Service Code(s)	(c) Relationship to employer, employee organization, or person known to be a party-in-interest	(d) Enter direct compensation paid by the plan. If none, enter -0-.	(e) Did service provider receive indirect compensation? (sources other than plan or plan sponsor)	(f) Did indirect compensation include eligible indirect compensation, for which the plan received the required disclosures?	(g) Enter total indirect compensation received by service provider excluding eligible indirect compensation for which you answered "Yes" to element (f). If none, enter -0-.	(h) Did the service provider give you a formula instead of an amount or estimated amount?
30 50	EMPLOYEE	77617	Yes ☐ No ☒	Yes ☐ No ☐		Yes ☐ No ☐

2. Information on Other Service Providers Receiving Direct or Indirect Compensation. Except for those persons for whom you answered "Yes" to line 1a above, complete as many entries as needed to list each person receiving, directly or indirectly, $5,000 or more in total compensation (i.e., money or anything else of value) in connection with services rendered to the plan or their position with the plan during the plan year. (See instructions).

(a) Enter name and EIN or address (see instructions)

WHITE, DANIELLE

51-6031295

(b) Service Code(s)	(c) Relationship to employer, employee organization, or person known to be a party-in-interest	(d) Enter direct compensation paid by the plan. If none, enter -0-.	(e) Did service provider receive indirect compensation? (sources other than plan or plan sponsor)	(f) Did indirect compensation include eligible indirect compensation, for which the plan received the required disclosures?	(g) Enter total indirect compensation received by service provider excluding eligible indirect compensation for which you answered "Yes" to element (f). If none, enter -0-.	(h) Did the service provider give you a formula instead of an amount or estimated amount?
30 50	EMPLOYEE	77201	Yes [ ] No [X]	Yes [ ] No [ ]		Yes [ ] No [ ]

(a) Enter name and EIN or address (see instructions)

LEE, LAURA

51-6031295

(b) Service Code(s)	(c) Relationship to employer, employee organization, or person known to be a party-in-interest	(d) Enter direct compensation paid by the plan. If none, enter -0-.	(e) Did service provider receive indirect compensation? (sources other than plan or plan sponsor)	(f) Did indirect compensation include eligible indirect compensation, for which the plan received the required disclosures?	(g) Enter total indirect compensation received by service provider excluding eligible indirect compensation for which you answered "Yes" to element (f). If none, enter -0-.	(h) Did the service provider give you a formula instead of an amount or estimated amount?
30 50	EMPLOYEE	77124	Yes [ ] No [X]	Yes [ ] No [ ]		Yes [ ] No [ ]

(a) Enter name and EIN or address (see instructions)

CLIFTON, AMY

51-6021295

(b) Service Code(s)	(c) Relationship to employer, employee organization, or person known to be a party-in-interest	(d) Enter direct compensation paid by the plan. If none, enter -0-.	(e) Did service provider receive indirect compensation? (sources other than plan or plan sponsor)	(f) Did indirect compensation include eligible indirect compensation, for which the plan received the required disclosures?	(g) Enter total indirect compensation received by service provider excluding eligible indirect compensation for which you answered "Yes" to element (f). If none, enter -0-.	(h) Did the service provider give you a formula instead of an amount or estimated amount?
30 50	EMPLOYEE	77088	Yes [ ] No [X]	Yes [ ] No [ ]		Yes [ ] No [ ]

2. Information on Other Service Providers Receiving Direct or Indirect Compensation. Except for those persons for whom you answered "Yes" to line 1a above, complete as many entries as needed to list each person receiving, directly or indirectly, $5,000 or more in total compensation (i.e., money or anything else of value) in connection with services rendered to the plan or their position with the plan during the plan year. (See instructions).

(a) Enter name and EIN or address (see instructions)

CARMON, NATASHA

51-6031295

(b) Service Code(s)	(c) Relationship to employer, employee organization, or person known to be a party-in-interest	(d) Enter direct compensation paid by the plan. If none, enter -0-.	(e) Did service provider receive indirect compensation? (sources other than plan or plan sponsor)	(f) Did indirect compensation include eligible indirect compensation, for which the plan received the required disclosures?	(g) Enter total indirect compensation received by service provider excluding eligible indirect compensation for which you answered "Yes" to element (f). If none, enter -0-.	(h) Did the service provider give you a formula instead of an amount or estimated amount?
30 50	EMPLOYEE	77048	Yes ☐ No ☒	Yes ☐ No ☐		Yes ☐ No ☐

(a) Enter name and EIN or address (see instructions)

WISE, EMILY

51-6031295

(b) Service Code(s)	(c) Relationship to employer, employee organization, or person known to be a party-in-interest	(d) Enter direct compensation paid by the plan. If none, enter -0-.	(e) Did service provider receive indirect compensation? (sources other than plan or plan sponsor)	(f) Did indirect compensation include eligible indirect compensation, for which the plan received the required disclosures?	(g) Enter total indirect compensation received by service provider excluding eligible indirect compensation for which you answered "Yes" to element (f). If none, enter -0-.	(h) Did the service provider give you a formula instead of an amount or estimated amount?
30 50	EMPLOYEE	76970	Yes ☐ No ☒	Yes ☐ No ☐		Yes ☐ No ☐

(a) Enter name and EIN or address (see instructions)

BAI, YASODA

51-6031295

(b) Service Code(s)	(c) Relationship to employer, employee organization, or person known to be a party-in-interest	(d) Enter direct compensation paid by the plan. If none, enter -0-.	(e) Did service provider receive indirect compensation? (sources other than plan or plan sponsor)	(f) Did indirect compensation include eligible indirect compensation, for which the plan received the required disclosures?	(g) Enter total indirect compensation received by service provider excluding eligible indirect compensation for which you answered "Yes" to element (f). If none, enter -0-.	(h) Did the service provider give you a formula instead of an amount or estimated amount?
30 50	EMPLOYEE	76803	Yes ☐ No ☒	Yes ☐ No ☐		Yes ☐ No ☐

2. Information on Other Service Providers Receiving Direct or Indirect Compensation. Except for those persons for whom you answered "Yes" to line 1a above, complete as many entries as needed to list each person receiving, directly or indirectly, $5,000 or more in total compensation (i.e., money or anything else of value) in connection with services rendered to the plan or their position with the plan during the plan year. (See instructions).

(a) Enter name and EIN or address (see instructions)

SANSON, SHAWN

51-6031295

(b) Service Code(s)	(c) Relationship to employer, employee organization, or person known to be a party-in-interest	(d) Enter direct compensation paid by the plan. If none, enter -0-.	(e) Did service provider receive indirect compensation? (sources other than plan or plan sponsor)	(f) Did indirect compensation include eligible indirect compensation, for which the plan received the required disclosures?	(g) Enter total indirect compensation received by service provider excluding eligible indirect compensation for which you answered "Yes" to element (f). If none, enter -0-.	(h) Did the service provider give you a formula instead of an amount or estimated amount?
30 50	EMPLOYEE	76694	Yes [ ] No [X]	Yes [ ] No [ ]		Yes [ ] No [ ]

(a) Enter name and EIN or address (see instructions)

ALADDIN, AMINATA

51-6031295

(b) Service Code(s)	(c) Relationship to employer, employee organization, or person known to be a party-in-interest	(d) Enter direct compensation paid by the plan. If none, enter -0-.	(e) Did service provider receive indirect compensation? (sources other than plan or plan sponsor)	(f) Did indirect compensation include eligible indirect compensation, for which the plan received the required disclosures?	(g) Enter total indirect compensation received by service provider excluding eligible indirect compensation for which you answered "Yes" to element (f). If none, enter -0-.	(h) Did the service provider give you a formula instead of an amount or estimated amount?
30 50	EMPLOYEE	76602	Yes [ ] No [X]	Yes [ ] No [ ]		Yes [ ] No [ ]

(a) Enter name and EIN or address (see instructions)

SUBER, FAITH

51-6031295

(b) Service Code(s)	(c) Relationship to employer, employee organization, or person known to be a party-in-interest	(d) Enter direct compensation paid by the plan. If none, enter -0-.	(e) Did service provider receive indirect compensation? (sources other than plan or plan sponsor)	(f) Did indirect compensation include eligible indirect compensation, for which the plan received the required disclosures?	(g) Enter total indirect compensation received by service provider excluding eligible indirect compensation for which you answered "Yes" to element (f). If none, enter -0-.	(h) Did the service provider give you a formula instead of an amount or estimated amount?
30 50	EMPLOYEE	76550	Yes [ ] No [X]	Yes [ ] No [ ]		Yes [ ] No [ ]

2. Information on Other Service Providers Receiving Direct or Indirect Compensation. Except for those persons for whom you answered "Yes" to line 1a above, complete as many entries as needed to list each person receiving, directly or indirectly, $5,000 or more in total compensation (i.e., money or anything else of value) in connection with services rendered to the plan or their position with the plan during the plan year. (See instructions).

(a) Enter name and EIN or address (see instructions)

GROSS, BRANDON

51-6031295

(b) Service Code(s)	(c) Relationship to employer, employee organization, or person known to be a party-in-interest	(d) Enter direct compensation paid by the plan. If none, enter -0-.	(e) Did service provider receive indirect compensation? (sources other than plan or plan sponsor)	(f) Did indirect compensation include eligible indirect compensation, for which the plan received the required disclosures?	(g) Enter total indirect compensation received by service provider excluding eligible indirect compensation for which you answered "Yes" to element (f). If none, enter -0-.	(h) Did the service provider give you a formula instead of an amount or estimated amount?
30 50	EMPLOYEE	76105	Yes [ ] No [X]	Yes [ ] No [ ]		Yes [ ] No [ ]

(a) Enter name and EIN or address (see instructions)

GUTIEREZ-RIJO, CAROLINA

51-6031295

(b) Service Code(s)	(c) Relationship to employer, employee organization, or person known to be a party-in-interest	(d) Enter direct compensation paid by the plan. If none, enter -0-.	(e) Did service provider receive indirect compensation? (sources other than plan or plan sponsor)	(f) Did indirect compensation include eligible indirect compensation, for which the plan received the required disclosures?	(g) Enter total indirect compensation received by service provider excluding eligible indirect compensation for which you answered "Yes" to element (f). If none, enter -0-.	(h) Did the service provider give you a formula instead of an amount or estimated amount?
30 50	EMPLOYEE	76091	Yes [ ] No [X]	Yes [ ] No [ ]		Yes [ ] No [ ]

(a) Enter name and EIN or address (see instructions)

GUTRIDGE, BARBARA

51-6031295

(b) Service Code(s)	(c) Relationship to employer, employee organization, or person known to be a party-in-interest	(d) Enter direct compensation paid by the plan. If none, enter -0-.	(e) Did service provider receive indirect compensation? (sources other than plan or plan sponsor)	(f) Did indirect compensation include eligible indirect compensation, for which the plan received the required disclosures?	(g) Enter total indirect compensation received by service provider excluding eligible indirect compensation for which you answered "Yes" to element (f). If none, enter -0-.	(h) Did the service provider give you a formula instead of an amount or estimated amount?
30 50	EMPLOYEE	76063	Yes [ ] No [X]	Yes [ ] No [ ]		Yes [ ] No [ ]

2. Information on Other Service Providers Receiving Direct or Indirect Compensation. Except for those persons for whom you answered "Yes" to line 1a above, complete as many entries as needed to list each person receiving, directly or indirectly, $5,000 or more in total compensation (i.e., money or anything else of value) in connection with services rendered to the plan or their position with the plan during the plan year. (See instructions).

(a) Enter name and EIN or address (see instructions)

EVANS. URSULA

51-6031295

(b) Service Code(s)	(c) Relationship to employer, employee organization, or person known to be a party-in-interest	(d) Enter direct compensation paid by the plan. If none, enter -0-.	(e) Did service provider receive indirect compensation? (sources other than plan or plan sponsor)	(f) Did indirect compensation include eligible indirect compensation, for which the plan received the required disclosures?	(g) Enter total indirect compensation received by service provider excluding eligible indirect compensation for which you answered "Yes" to element (f). If none, enter -0-.	(h) Did the service provider give you a formula instead of an amount or estimated amount?
30 50	EMPLOYEE	75946	Yes ☐ No ☒	Yes ☐ No ☐		Yes ☐ No ☐

(a) Enter name and EIN or address (see instructions)

FRESHWATER, DAMON

51-6031295

(b) Service Code(s)	(c) Relationship to employer, employee organization, or person known to be a party-in-interest	(d) Enter direct compensation paid by the plan. If none, enter -0-.	(e) Did service provider receive indirect compensation? (sources other than plan or plan sponsor)	(f) Did indirect compensation include eligible indirect compensation, for which the plan received the required disclosures?	(g) Enter total indirect compensation received by service provider excluding eligible indirect compensation for which you answered "Yes" to element (f). If none, enter -0-.	(h) Did the service provider give you a formula instead of an amount or estimated amount?
30 50	EMPLOYEE	75828	Yes ☐ No ☒	Yes ☐ No ☐		Yes ☐ No ☐

(a) Enter name and EIN or address (see instructions)

PEARSON, LAWRENCE

51-6031295

(b) Service Code(s)	(c) Relationship to employer, employee organization, or person known to be a party-in-interest	(d) Enter direct compensation paid by the plan. If none, enter -0-.	(e) Did service provider receive indirect compensation? (sources other than plan or plan sponsor)	(f) Did indirect compensation include eligible indirect compensation, for which the plan received the required disclosures?	(g) Enter total indirect compensation received by service provider excluding eligible indirect compensation for which you answered "Yes" to element (f). If none, enter -0-.	(h) Did the service provider give you a formula instead of an amount or estimated amount?
30 50	EMPLOYEE	75735	Yes ☐ No ☒	Yes ☐ No ☐		Yes ☐ No ☐

2. Information on Other Service Providers Receiving Direct or Indirect Compensation. Except for those persons for whom you answered "Yes" to line 1a above, complete as many entries as needed to list each person receiving, directly or indirectly, $5,000 or more in total compensation (i.e., money or anything else of value) in connection with services rendered to the plan or their position with the plan during the plan year. (See instructions).

(a) Enter name and EIN or address (see instructions)

WHEELER, JOVAUN

51-6031295

(b) Service Code(s)	(c) Relationship to employer, employee organization, or person known to be a party-in-interest	(d) Enter direct compensation paid by the plan. If none, enter -0-.	(e) Did service provider receive indirect compensation? (sources other than plan or plan sponsor)	(f) Did indirect compensation include eligible indirect compensation, for which the plan received the required disclosures?	(g) Enter total indirect compensation received by service provider excluding eligible indirect compensation for which you answered "Yes" to element (f). If none, enter -0-.	(h) Did the service provider give you a formula instead of an amount or estimated amount?
30 50	EMPLOYEE	75702	Yes ☐ No ☒	Yes ☐ No ☐		Yes ☐ No ☐

(a) Enter name and EIN or address (see instructions)

TATE, NICOLE

51-6031295

(b) Service Code(s)	(c) Relationship to employer, employee organization, or person known to be a party-in-interest	(d) Enter direct compensation paid by the plan. If none, enter -0-.	(e) Did service provider receive indirect compensation? (sources other than plan or plan sponsor)	(f) Did indirect compensation include eligible indirect compensation, for which the plan received the required disclosures?	(g) Enter total indirect compensation received by service provider excluding eligible indirect compensation for which you answered "Yes" to element (f). If none, enter -0-.	(h) Did the service provider give you a formula instead of an amount or estimated amount?
30 50	EMPLOYEE	75678	Yes ☐ No ☒	Yes ☐ No ☐		Yes ☐ No ☐

(a) Enter name and EIN or address (see instructions)

POINDEXTER, NICHELLE

51-6031295

(b) Service Code(s)	(c) Relationship to employer, employee organization, or person known to be a party-in-interest	(d) Enter direct compensation paid by the plan. If none, enter -0-.	(e) Did service provider receive indirect compensation? (sources other than plan or plan sponsor)	(f) Did indirect compensation include eligible indirect compensation, for which the plan received the required disclosures?	(g) Enter total indirect compensation received by service provider excluding eligible indirect compensation for which you answered "Yes" to element (f). If none, enter -0-.	(h) Did the service provider give you a formula instead of an amount or estimated amount?
30 50	EMPLOYEE	75506	Yes ☐ No ☒	Yes ☐ No ☐		Yes ☐ No ☐

2. Information on Other Service Providers Receiving Direct or Indirect Compensation. Except for those persons for whom you answered "Yes" to line 1a above, complete as many entries as needed to list each person receiving, directly or indirectly, $5,000 or more in total compensation (i.e., money or anything else of value) in connection with services rendered to the plan or their position with the plan during the plan year. (See instructions).

(a) Enter name and EIN or address (see instructions)

ROBINSON, JAMEIL

51-6031295

(b) Service Code(s)	(c) Relationship to employer, employee organization, or person known to be a party-in-interest	(d) Enter direct compensation paid by the plan. If none, enter -0-.	(e) Did service provider receive indirect compensation? (sources other than plan or plan sponsor)	(f) Did indirect compensation include eligible indirect compensation, for which the plan received the required disclosures?	(g) Enter total indirect compensation received by service provider excluding eligible indirect compensation for which you answered "Yes" to element (f). If none, enter -0-.	(h) Did the service provider give you a formula instead of an amount or estimated amount?
30 50	EMPLOYEE	75246	Yes ☐ No ☒	Yes ☐ No ☐		Yes ☐ No ☐

(a) Enter name and EIN or address (see instructions)

HERNDON, JILIA

51-6031295

(b) Service Code(s)	(c) Relationship to employer, employee organization, or person known to be a party-in-interest	(d) Enter direct compensation paid by the plan. If none, enter -0-.	(e) Did service provider receive indirect compensation? (sources other than plan or plan sponsor)	(f) Did indirect compensation include eligible indirect compensation, for which the plan received the required disclosures?	(g) Enter total indirect compensation received by service provider excluding eligible indirect compensation for which you answered "Yes" to element (f). If none, enter -0-.	(h) Did the service provider give you a formula instead of an amount or estimated amount?
30 50	EMPLOYEE	75127	Yes ☐ No ☒	Yes ☐ No ☐		Yes ☐ No ☐

(a) Enter name and EIN or address (see instructions)

MIN, AUBREY

51-6031295

(b) Service Code(s)	(c) Relationship to employer, employee organization, or person known to be a party-in-interest	(d) Enter direct compensation paid by the plan. If none, enter -0-.	(e) Did service provider receive indirect compensation? (sources other than plan or plan sponsor)	(f) Did indirect compensation include eligible indirect compensation, for which the plan received the required disclosures?	(g) Enter total indirect compensation received by service provider excluding eligible indirect compensation for which you answered "Yes" to element (f). If none, enter -0-.	(h) Did the service provider give you a formula instead of an amount or estimated amount?
30 50	EMPLOYEE	75117	Yes ☐ No ☒	Yes ☐ No ☐		Yes ☐ No ☐

2. Information on Other Service Providers Receiving Direct or Indirect Compensation. Except for those persons for whom you answered "Yes" to line 1a above, complete as many entries as needed to list each person receiving, directly or indirectly, $5,000 or more in total compensation (i.e., money or anything else of value) in connection with services rendered to the plan or their position with the plan during the plan year. (See instructions).

(a) Enter name and EIN or address (see instructions)

JACKSON, NIA

51-6031295

(b) Service Code(s)	(c) Relationship to employer, employee organization, or person known to be a party-in-interest	(d) Enter direct compensation paid by the plan. If none, enter -0-.	(e) Did service provider receive indirect compensation? (sources other than plan or plan sponsor)	(f) Did indirect compensation include eligible indirect compensation, for which the plan received the required disclosures?	(g) Enter total indirect compensation received by service provider excluding eligible indirect compensation for which you answered "Yes" to element (f). If none, enter -0-.	(h) Did the service provider give you a formula instead of an amount or estimated amount?
30 50	EMPLOYEE	74888	Yes ☐ No ☒	Yes ☐ No ☐		Yes ☐ No ☐

(a) Enter name and EIN or address (see instructions)

HOLDEN, DEONTE

51-6031295

(b) Service Code(s)	(c) Relationship to employer, employee organization, or person known to be a party-in-interest	(d) Enter direct compensation paid by the plan. If none, enter -0-.	(e) Did service provider receive indirect compensation? (sources other than plan or plan sponsor)	(f) Did indirect compensation include eligible indirect compensation, for which the plan received the required disclosures?	(g) Enter total indirect compensation received by service provider excluding eligible indirect compensation for which you answered "Yes" to element (f). If none, enter -0-.	(h) Did the service provider give you a formula instead of an amount or estimated amount?
30 50	EMPLOYEE	74810	Yes ☐ No ☒	Yes ☐ No ☐		Yes ☐ No ☐

(a) Enter name and EIN or address (see instructions)

SHORTER, TIFFANY

51-6031295

(b) Service Code(s)	(c) Relationship to employer, employee organization, or person known to be a party-in-interest	(d) Enter direct compensation paid by the plan. If none, enter -0-.	(e) Did service provider receive indirect compensation? (sources other than plan or plan sponsor)	(f) Did indirect compensation include eligible indirect compensation, for which the plan received the required disclosures?	(g) Enter total indirect compensation received by service provider excluding eligible indirect compensation for which you answered "Yes" to element (f). If none, enter -0-.	(h) Did the service provider give you a formula instead of an amount or estimated amount?
30 50	EMPLOYEE	74491	Yes ☐ No ☒	Yes ☐ No ☐		Yes ☐ No ☐

2. Information on Other Service Providers Receiving Direct or Indirect Compensation. Except for those persons for whom you answered "Yes" to line 1a above, complete as many entries as needed to list each person receiving, directly or indirectly, $5,000 or more in total compensation (i.e., money or anything else of value) in connection with services rendered to the plan or their position with the plan during the plan year. (See instructions).

(a) Enter name and EIN or address (see instructions)

JENKINS, DANA

51-6031295

(b) Service Code(s)	(c) Relationship to employer, employee organization, or person known to be a party-in-interest	(d) Enter direct compensation paid by the plan. If none, enter -0-.	(e) Did service provider receive indirect compensation? (sources other than plan or plan sponsor)	(f) Did indirect compensation include eligible indirect compensation, for which the plan received the required disclosures?	(g) Enter total indirect compensation received by service provider excluding eligible indirect compensation for which you answered "Yes" to element (f). If none, enter -0-.	(h) Did the service provider give you a formula instead of an amount or estimated amount?
30 50	EMPLOYEE	74473	Yes [ ] No [X]	Yes [ ] No [ ]		Yes [ ] No [ ]

(a) Enter name and EIN or address (see instructions)

KELLY PRESS, INC

52-0975591

(b) Service Code(s)	(c) Relationship to employer, employee organization, or person known to be a party-in-interest	(d) Enter direct compensation paid by the plan. If none, enter -0-.	(e) Did service provider receive indirect compensation? (sources other than plan or plan sponsor)	(f) Did indirect compensation include eligible indirect compensation, for which the plan received the required disclosures?	(g) Enter total indirect compensation received by service provider excluding eligible indirect compensation for which you answered "Yes" to element (f). If none, enter -0-.	(h) Did the service provider give you a formula instead of an amount or estimated amount?
49 50	NONE	74207	Yes [ ] No [X]	Yes [ ] No [ ]		Yes [ ] No [ ]

(a) Enter name and EIN or address (see instructions)

LANCASTER, CHARITY

51-6031295

(b) Service Code(s)	(c) Relationship to employer, employee organization, or person known to be a party-in-interest	(d) Enter direct compensation paid by the plan. If none, enter -0-.	(e) Did service provider receive indirect compensation? (sources other than plan or plan sponsor)	(f) Did indirect compensation include eligible indirect compensation, for which the plan received the required disclosures?	(g) Enter total indirect compensation received by service provider excluding eligible indirect compensation for which you answered "Yes" to element (f). If none, enter -0-.	(h) Did the service provider give you a formula instead of an amount or estimated amount?
30 50	EMPLOYEE	74053	Yes [ ] No [X]	Yes [ ] No [ ]		Yes [ ] No [ ]

2. Information on Other Service Providers Receiving Direct or Indirect Compensation. Except for those persons for whom you answered "Yes" to line 1a above, complete as many entries as needed to list each person receiving, directly or indirectly, $5,000 or more in total compensation (i.e., money or anything else of value) in connection with services rendered to the plan or their position with the plan during the plan year. (See instructions).

(a) Enter name and EIN or address (see instructions)

BRUCE, TAWANNA

51-6031295

(b) Service Code(s)	(c) Relationship to employer, employee organization, or person known to be a party-in-interest	(d) Enter direct compensation paid by the plan. If none, enter -0-.	(e) Did service provider receive indirect compensation? (sources other than plan or plan sponsor)	(f) Did indirect compensation include eligible indirect compensation, for which the plan received the required disclosures?	(g) Enter total indirect compensation received by service provider excluding eligible indirect compensation for which you answered "Yes" to element (f). If none, enter -0-.	(h) Did the service provider give you a formula instead of an amount or estimated amount?
30 50	EMPLOYEE	73797	Yes ☐ No ☒	Yes ☐ No ☐		Yes ☐ No ☐

(a) Enter name and EIN or address (see instructions)

PAGE, SAMIAH

51-6031295

(b) Service Code(s)	(c) Relationship to employer, employee organization, or person known to be a party-in-interest	(d) Enter direct compensation paid by the plan. If none, enter -0-.	(e) Did service provider receive indirect compensation? (sources other than plan or plan sponsor)	(f) Did indirect compensation include eligible indirect compensation, for which the plan received the required disclosures?	(g) Enter total indirect compensation received by service provider excluding eligible indirect compensation for which you answered "Yes" to element (f). If none, enter -0-.	(h) Did the service provider give you a formula instead of an amount or estimated amount?
30 50	EMPLOYEE	73785	Yes ☐ No ☒	Yes ☐ No ☐		Yes ☐ No ☐

(a) Enter name and EIN or address (see instructions)

WALLACE, KRISTINA

51-6031295

(b) Service Code(s)	(c) Relationship to employer, employee organization, or person known to be a party-in-interest	(d) Enter direct compensation paid by the plan. If none, enter -0-.	(e) Did service provider receive indirect compensation? (sources other than plan or plan sponsor)	(f) Did indirect compensation include eligible indirect compensation, for which the plan received the required disclosures?	(g) Enter total indirect compensation received by service provider excluding eligible indirect compensation for which you answered "Yes" to element (f). If none, enter -0-.	(h) Did the service provider give you a formula instead of an amount or estimated amount?
30 50	EMPLOYEE	73579	Yes ☐ No ☒	Yes ☐ No ☐		Yes ☐ No ☐

2. Information on Other Service Providers Receiving Direct or Indirect Compensation. Except for those persons for whom you answered "Yes" to line 1a above, complete as many entries as needed to list each person receiving, directly or indirectly, $5,000 or more in total compensation (i.e., money or anything else of value) in connection with services rendered to the plan or their position with the plan during the plan year. (See instructions).

(a) Enter name and EIN or address (see instructions)

CAMPOS, SERGIO

51-6031295

(b) Service Code(s)	(c) Relationship to employer, employee organization, or person known to be a party-in-interest	(d) Enter direct compensation paid by the plan. If none, enter -0-.	(e) Did service provider receive indirect compensation? (sources other than plan or plan sponsor)	(f) Did indirect compensation include eligible indirect compensation, for which the plan received the required disclosures?	(g) Enter total indirect compensation received by service provider excluding eligible indirect compensation for which you answered "Yes" to element (f). If none, enter -0-.	(h) Did the service provider give you a formula instead of an amount or estimated amount?
30 50	EMPLOYEE	73334	Yes [ ] No [X]	Yes [ ] No [ ]		Yes [ ] No [ ]

(a) Enter name and EIN or address (see instructions)

DYER, RODNEY

51-6031295

(b) Service Code(s)	(c) Relationship to employer, employee organization, or person known to be a party-in-interest	(d) Enter direct compensation paid by the plan. If none, enter -0-.	(e) Did service provider receive indirect compensation? (sources other than plan or plan sponsor)	(f) Did indirect compensation include eligible indirect compensation, for which the plan received the required disclosures?	(g) Enter total indirect compensation received by service provider excluding eligible indirect compensation for which you answered "Yes" to element (f). If none, enter -0-.	(h) Did the service provider give you a formula instead of an amount or estimated amount?
30 50	EMPLOYEE	73228	Yes [ ] No [X]	Yes [ ] No [ ]		Yes [ ] No [ ]

(a) Enter name and EIN or address (see instructions)

FORD, JUMISHA

51-6031295

(b) Service Code(s)	(c) Relationship to employer, employee organization, or person known to be a party-in-interest	(d) Enter direct compensation paid by the plan. If none, enter -0-.	(e) Did service provider receive indirect compensation? (sources other than plan or plan sponsor)	(f) Did indirect compensation include eligible indirect compensation, for which the plan received the required disclosures?	(g) Enter total indirect compensation received by service provider excluding eligible indirect compensation for which you answered "Yes" to element (f). If none, enter -0-.	(h) Did the service provider give you a formula instead of an amount or estimated amount?
30 50	EMPLOYEE	72440	Yes [ ] No [X]	Yes [ ] No [ ]		Yes [ ] No [ ]

2. Information on Other Service Providers Receiving Direct or Indirect Compensation. Except for those persons for whom you answered "Yes" to line 1a above, complete as many entries as needed to list each person receiving, directly or indirectly, $5,000 or more in total compensation (i.e., money or anything else of value) in connection with services rendered to the plan or their position with the plan during the plan year. (See instructions).

(a) Enter name and EIN or address (see instructions)

JONES, TILEA

51-6031295

(b) Service Code(s)	(c) Relationship to employer, employee organization, or person known to be a party-in-interest	(d) Enter direct compensation paid by the plan. If none, enter -0-.	(e) Did service provider receive indirect compensation? (sources other than plan or plan sponsor)	(f) Did indirect compensation include eligible indirect compensation, for which the plan received the required disclosures?	(g) Enter total indirect compensation received by service provider excluding eligible indirect compensation for which you answered "Yes" to element (f). If none, enter -0-.	(h) Did the service provider give you a formula instead of an amount or estimated amount?
30 50	EMPLOYEE	72273	Yes ☐ No ☒	Yes ☐ No ☐		Yes ☐ No ☐

(a) Enter name and EIN or address (see instructions)

REYES, NUVIA

51-6031295

(b) Service Code(s)	(c) Relationship to employer, employee organization, or person known to be a party-in-interest	(d) Enter direct compensation paid by the plan. If none, enter -0-.	(e) Did service provider receive indirect compensation? (sources other than plan or plan sponsor)	(f) Did indirect compensation include eligible indirect compensation, for which the plan received the required disclosures?	(g) Enter total indirect compensation received by service provider excluding eligible indirect compensation for which you answered "Yes" to element (f). If none, enter -0-.	(h) Did the service provider give you a formula instead of an amount or estimated amount?
30 50	EMPLOYEE	71994	Yes ☐ No ☒	Yes ☐ No ☐		Yes ☐ No ☐

(a) Enter name and EIN or address (see instructions)

CAPTRUST

45-0479693

(b) Service Code(s)	(c) Relationship to employer, employee organization, or person known to be a party-in-interest	(d) Enter direct compensation paid by the plan. If none, enter -0-.	(e) Did service provider receive indirect compensation? (sources other than plan or plan sponsor)	(f) Did indirect compensation include eligible indirect compensation, for which the plan received the required disclosures?	(g) Enter total indirect compensation received by service provider excluding eligible indirect compensation for which you answered "Yes" to element (f). If none, enter -0-.	(h) Did the service provider give you a formula instead of an amount or estimated amount?
16 50	NONE	71695	Yes ☐ No ☒	Yes ☐ No ☐		Yes ☐ No ☐

2. Information on Other Service Providers Receiving Direct or Indirect Compensation. Except for those persons for whom you answered "Yes" to line 1a above, complete as many entries as needed to list each person receiving, directly or indirectly, $5,000 or more in total compensation (i.e., money or anything else of value) in connection with services rendered to the plan or their position with the plan during the plan year. (See instructions).

(a) Enter name and EIN or address (see instructions)

VALENZUELA, EDGAR

51-6031295

(b) Service Code(s)	(c) Relationship to employer, employee organization, or person known to be a party-in-interest	(d) Enter direct compensation paid by the plan. If none, enter -0-.	(e) Did service provider receive indirect compensation? (sources other than plan or plan sponsor)	(f) Did indirect compensation include eligible indirect compensation, for which the plan received the required disclosures?	(g) Enter total indirect compensation received by service provider excluding eligible indirect compensation for which you answered "Yes" to element (f). If none, enter -0-.	(h) Did the service provider give you a formula instead of an amount or estimated amount?
30 50	EMPLOYEE	71472	Yes ☐ No ☒	Yes ☐ No ☐		Yes ☐ No ☐

(a) Enter name and EIN or address (see instructions)

BOIVE, ILANA

51-6031295

(b) Service Code(s)	(c) Relationship to employer, employee organization, or person known to be a party-in-interest	(d) Enter direct compensation paid by the plan. If none, enter -0-.	(e) Did service provider receive indirect compensation? (sources other than plan or plan sponsor)	(f) Did indirect compensation include eligible indirect compensation, for which the plan received the required disclosures?	(g) Enter total indirect compensation received by service provider excluding eligible indirect compensation for which you answered "Yes" to element (f). If none, enter -0-.	(h) Did the service provider give you a formula instead of an amount or estimated amount?
30 50	EMPLOYEE	71360	Yes ☐ No ☒	Yes ☐ No ☐		Yes ☐ No ☐

(a) Enter name and EIN or address (see instructions)

SIMBULAN, RACQUEL

51-6031295

(b) Service Code(s)	(c) Relationship to employer, employee organization, or person known to be a party-in-interest	(d) Enter direct compensation paid by the plan. If none, enter -0-.	(e) Did service provider receive indirect compensation? (sources other than plan or plan sponsor)	(f) Did indirect compensation include eligible indirect compensation, for which the plan received the required disclosures?	(g) Enter total indirect compensation received by service provider excluding eligible indirect compensation for which you answered "Yes" to element (f). If none, enter -0-.	(h) Did the service provider give you a formula instead of an amount or estimated amount?
30 50	EMPLOYEE	71213	Yes ☐ No ☒	Yes ☐ No ☐		Yes ☐ No ☐

2. Information on Other Service Providers Receiving Direct or Indirect Compensation. Except for those persons for whom you answered "Yes" to line 1a above, complete as many entries as needed to list each person receiving, directly or indirectly, $5,000 or more in total compensation (i.e., money or anything else of value) in connection with services rendered to the plan or their position with the plan during the plan year. (See instructions).

(a) Enter name and EIN or address (see instructions)

BREDHOFF & KAISER PLLC

52-0969534

(b) Service Code(s)	(c) Relationship to employer, employee organization, or person known to be a party-in-interest	(d) Enter direct compensation paid by the plan. If none, enter -0-.	(e) Did service provider receive indirect compensation? (sources other than plan or plan sponsor)	(f) Did indirect compensation include eligible indirect compensation, for which the plan received the required disclosures?	(g) Enter total indirect compensation received by service provider excluding eligible indirect compensation for which you answered "Yes" to element (f). If none, enter -0-.	(h) Did the service provider give you a formula instead of an amount or estimated amount?
29 50	NONE	71189	Yes ☐ No ☒	Yes ☐ No ☐		Yes ☐ No ☐

(a) Enter name and EIN or address (see instructions)

SMALLWOOD, TANGELA

51-6031295

(b) Service Code(s)	(c) Relationship to employer, employee organization, or person known to be a party-in-interest	(d) Enter direct compensation paid by the plan. If none, enter -0-.	(e) Did service provider receive indirect compensation? (sources other than plan or plan sponsor)	(f) Did indirect compensation include eligible indirect compensation, for which the plan received the required disclosures?	(g) Enter total indirect compensation received by service provider excluding eligible indirect compensation for which you answered "Yes" to element (f). If none, enter -0-.	(h) Did the service provider give you a formula instead of an amount or estimated amount?
50	EMPLOYEE	71111	Yes ☐ No ☒	Yes ☐ No ☐		Yes ☐ No ☐

(a) Enter name and EIN or address (see instructions)

MALABET, DARNELL

51-6031295

(b) Service Code(s)	(c) Relationship to employer, employee organization, or person known to be a party-in-interest	(d) Enter direct compensation paid by the plan. If none, enter -0-.	(e) Did service provider receive indirect compensation? (sources other than plan or plan sponsor)	(f) Did indirect compensation include eligible indirect compensation, for which the plan received the required disclosures?	(g) Enter total indirect compensation received by service provider excluding eligible indirect compensation for which you answered "Yes" to element (f). If none, enter -0-.	(h) Did the service provider give you a formula instead of an amount or estimated amount?
30 50	EMPLOYEE	70837	Yes ☐ No ☒	Yes ☐ No ☐		Yes ☐ No ☐

2. Information on Other Service Providers Receiving Direct or Indirect Compensation. Except for those persons for whom you answered "Yes" to line 1a above, complete as many entries as needed to list each person receiving, directly or indirectly, $5,000 or more in total compensation (i.e., money or anything else of value) in connection with services rendered to the plan or their position with the plan during the plan year. (See instructions).

(a) Enter name and EIN or address (see instructions)

ORACLE AMERICA, INC

94-2805249

(b) Service Code(s)	(c) Relationship to employer, employee organization, or person known to be a party-in-interest	(d) Enter direct compensation paid by the plan. If none, enter -0-.	(e) Did service provider receive indirect compensation? (sources other than plan or plan sponsor)	(f) Did indirect compensation include eligible indirect compensation, for which the plan received the required disclosures?	(g) Enter total indirect compensation received by service provider excluding eligible indirect compensation for which you answered "Yes" to element (f). If none, enter -0-.	(h) Did the service provider give you a formula instead of an amount or estimated amount?
49 50	NONE	70713	Yes ☐ No ☒	Yes ☐ No ☐		Yes ☐ No ☐

(a) Enter name and EIN or address (see instructions)

HUNTER, CLEMMIETINE

51-6031295

(b) Service Code(s)	(c) Relationship to employer, employee organization, or person known to be a party-in-interest	(d) Enter direct compensation paid by the plan. If none, enter -0-.	(e) Did service provider receive indirect compensation? (sources other than plan or plan sponsor)	(f) Did indirect compensation include eligible indirect compensation, for which the plan received the required disclosures?	(g) Enter total indirect compensation received by service provider excluding eligible indirect compensation for which you answered "Yes" to element (f). If none, enter -0-.	(h) Did the service provider give you a formula instead of an amount or estimated amount?
30 50	EMPLOYEE	69448	Yes ☐ No ☒	Yes ☐ No ☐		Yes ☐ No ☐

(a) Enter name and EIN or address (see instructions)

ALEXANDRE, JENNIFER

51-6031295

(b) Service Code(s)	(c) Relationship to employer, employee organization, or person known to be a party-in-interest	(d) Enter direct compensation paid by the plan. If none, enter -0-.	(e) Did service provider receive indirect compensation? (sources other than plan or plan sponsor)	(f) Did indirect compensation include eligible indirect compensation, for which the plan received the required disclosures?	(g) Enter total indirect compensation received by service provider excluding eligible indirect compensation for which you answered "Yes" to element (f). If none, enter -0-.	(h) Did the service provider give you a formula instead of an amount or estimated amount?
30 50	EMPLOYEE	69065	Yes ☐ No ☒	Yes ☐ No ☐		Yes ☐ No ☐

2. Information on Other Service Providers Receiving Direct or Indirect Compensation. Except for those persons for whom you answered "Yes" to line 1a above, complete as many entries as needed to list each person receiving, directly or indirectly, $5,000 or more in total compensation (i.e., money or anything else of value) in connection with services rendered to the plan or their position with the plan during the plan year. (See instructions).

(a) Enter name and EIN or address (see instructions)

AMARAL, PETER

51-6031295

(b) Service Code(s)	(c) Relationship to employer, employee organization, or person known to be a party-in-interest	(d) Enter direct compensation paid by the plan. If none, enter -0-.	(e) Did service provider receive indirect compensation? (sources other than plan or plan sponsor)	(f) Did indirect compensation include eligible indirect compensation, for which the plan received the required disclosures?	(g) Enter total indirect compensation received by service provider excluding eligible indirect compensation for which you answered "Yes" to element (f). If none, enter -0-.	(h) Did the service provider give you a formula instead of an amount or estimated amount?
30 50	EMPLOYEE	67605	Yes ☐ No ☒	Yes ☐ No ☐		Yes ☐ No ☐

(a) Enter name and EIN or address (see instructions)

SPEARS, STARQUASHA

51-6031295

(b) Service Code(s)	(c) Relationship to employer, employee organization, or person known to be a party-in-interest	(d) Enter direct compensation paid by the plan. If none, enter -0-.	(e) Did service provider receive indirect compensation? (sources other than plan or plan sponsor)	(f) Did indirect compensation include eligible indirect compensation, for which the plan received the required disclosures?	(g) Enter total indirect compensation received by service provider excluding eligible indirect compensation for which you answered "Yes" to element (f). If none, enter -0-.	(h) Did the service provider give you a formula instead of an amount or estimated amount?
30 50	EMPLOYEE	67140	Yes ☐ No ☒	Yes ☐ No ☐		Yes ☐ No ☐

(a) Enter name and EIN or address (see instructions)

BULLOCK, MONICA

51-6031295

(b) Service Code(s)	(c) Relationship to employer, employee organization, or person known to be a party-in-interest	(d) Enter direct compensation paid by the plan. If none, enter -0-.	(e) Did service provider receive indirect compensation? (sources other than plan or plan sponsor)	(f) Did indirect compensation include eligible indirect compensation, for which the plan received the required disclosures?	(g) Enter total indirect compensation received by service provider excluding eligible indirect compensation for which you answered "Yes" to element (f). If none, enter -0-.	(h) Did the service provider give you a formula instead of an amount or estimated amount?
30 50	EMPLOYEE	66632	Yes ☐ No ☒	Yes ☐ No ☐		Yes ☐ No ☐

2. Information on Other Service Providers Receiving Direct or Indirect Compensation. Except for those persons for whom you answered "Yes" to line 1a above, complete as many entries as needed to list each person receiving, directly or indirectly, $5,000 or more in total compensation (i.e., money or anything else of value) in connection with services rendered to the plan or their position with the plan during the plan year. (See instructions).

(a) Enter name and EIN or address (see instructions)

GILBERT, CATRICE

51-6031295

(b) Service Code(s)	(c) Relationship to employer, employee organization, or person known to be a party-in-interest	(d) Enter direct compensation paid by the plan. If none, enter -0-.	(e) Did service provider receive indirect compensation? (sources other than plan or plan sponsor)	(f) Did indirect compensation include eligible indirect compensation, for which the plan received the required disclosures?	(g) Enter total indirect compensation received by service provider excluding eligible indirect compensation for which you answered "Yes" to element (f). If none, enter -0-.	(h) Did the service provider give you a formula instead of an amount or estimated amount?
30 50	EMPLOYEE	66426	Yes ☐ No ☒	Yes ☐ No ☐		Yes ☐ No ☐

(a) Enter name and EIN or address (see instructions)

CARROLL, LAUREN

51-6031295

(b) Service Code(s)	(c) Relationship to employer, employee organization, or person known to be a party-in-interest	(d) Enter direct compensation paid by the plan. If none, enter -0-.	(e) Did service provider receive indirect compensation? (sources other than plan or plan sponsor)	(f) Did indirect compensation include eligible indirect compensation, for which the plan received the required disclosures?	(g) Enter total indirect compensation received by service provider excluding eligible indirect compensation for which you answered "Yes" to element (f). If none, enter -0-.	(h) Did the service provider give you a formula instead of an amount or estimated amount?
30 50	EMPLOYEE	66224	Yes ☐ No ☒	Yes ☐ No ☐		Yes ☐ No ☐

(a) Enter name and EIN or address (see instructions)

BRUNSON, LAKISHA

51-6031295

(b) Service Code(s)	(c) Relationship to employer, employee organization, or person known to be a party-in-interest	(d) Enter direct compensation paid by the plan. If none, enter -0-.	(e) Did service provider receive indirect compensation? (sources other than plan or plan sponsor)	(f) Did indirect compensation include eligible indirect compensation, for which the plan received the required disclosures?	(g) Enter total indirect compensation received by service provider excluding eligible indirect compensation for which you answered "Yes" to element (f). If none, enter -0-.	(h) Did the service provider give you a formula instead of an amount or estimated amount?
30 50	EMPLOYEE	65721	Yes ☐ No ☒	Yes ☐ No ☐		Yes ☐ No ☐

2. Information on Other Service Providers Receiving Direct or Indirect Compensation. Except for those persons for whom you answered "Yes" to line 1a above, complete as many entries as needed to list each person receiving, directly or indirectly, $5,000 or more in total compensation (i.e., money or anything else of value) in connection with services rendered to the plan or their position with the plan during the plan year. (See instructions).

(a) Enter name and EIN or address (see instructions)

SMITH-MATTHEWS, KISHA

51-6031295

(b) Service Code(s)	(c) Relationship to employer, employee organization, or person known to be a party-in-interest	(d) Enter direct compensation paid by the plan. If none, enter -0-.	(e) Did service provider receive indirect compensation? (sources other than plan or plan sponsor)	(f) Did indirect compensation include eligible indirect compensation, for which the plan received the required disclosures?	(g) Enter total indirect compensation received by service provider excluding eligible indirect compensation for which you answered "Yes" to element (f). If none, enter -0-.	(h) Did the service provider give you a formula instead of an amount or estimated amount?
30 50	EMPLOYEE	65499	Yes ☐ No ☒	Yes ☐ No ☐		Yes ☐ No ☐

(a) Enter name and EIN or address (see instructions)

CALDWELL, SUSAN

51-6031295

(b) Service Code(s)	(c) Relationship to employer, employee organization, or person known to be a party-in-interest	(d) Enter direct compensation paid by the plan. If none, enter -0-.	(e) Did service provider receive indirect compensation? (sources other than plan or plan sponsor)	(f) Did indirect compensation include eligible indirect compensation, for which the plan received the required disclosures?	(g) Enter total indirect compensation received by service provider excluding eligible indirect compensation for which you answered "Yes" to element (f). If none, enter -0-.	(h) Did the service provider give you a formula instead of an amount or estimated amount?
30 50	EMPLOYEE	65376	Yes ☐ No ☒	Yes ☐ No ☐		Yes ☐ No ☐

(a) Enter name and EIN or address (see instructions)

JONES, ERICA

51-6031295

(b) Service Code(s)	(c) Relationship to employer, employee organization, or person known to be a party-in-interest	(d) Enter direct compensation paid by the plan. If none, enter -0-.	(e) Did service provider receive indirect compensation? (sources other than plan or plan sponsor)	(f) Did indirect compensation include eligible indirect compensation, for which the plan received the required disclosures?	(g) Enter total indirect compensation received by service provider excluding eligible indirect compensation for which you answered "Yes" to element (f). If none, enter -0-.	(h) Did the service provider give you a formula instead of an amount or estimated amount?
30 50	EMPLOYEE	64337	Yes ☐ No ☒	Yes ☐ No ☐		Yes ☐ No ☐

2. Information on Other Service Providers Receiving Direct or Indirect Compensation. Except for those persons for whom you answered "Yes" to line 1a above, complete as many entries as needed to list each person receiving, directly or indirectly, $5,000 or more in total compensation (i.e., money or anything else of value) in connection with services rendered to the plan or their position with the plan during the plan year. (See instructions).

(a) Enter name and EIN or address (see instructions)

COLEMAN, VANESSA

51-6031295

(b) Service Code(s)	(c) Relationship to employer, employee organization, or person known to be a party-in-interest	(d) Enter direct compensation paid by the plan. If none, enter -0-.	(e) Did service provider receive indirect compensation? (sources other than plan or plan sponsor)	(f) Did indirect compensation include eligible indirect compensation, for which the plan received the required disclosures?	(g) Enter total indirect compensation received by service provider excluding eligible indirect compensation for which you answered "Yes" to element (f). If none, enter -0-.	(h) Did the service provider give you a formula instead of an amount or estimated amount?
30 50	EMPLOYEE	64224	Yes ☐ No ☒	Yes ☐ No ☐		Yes ☐ No ☐

(a) Enter name and EIN or address (see instructions)

STUTLEY, IMANI

51-6031295

(b) Service Code(s)	(c) Relationship to employer, employee organization, or person known to be a party-in-interest	(d) Enter direct compensation paid by the plan. If none, enter -0-.	(e) Did service provider receive indirect compensation? (sources other than plan or plan sponsor)	(f) Did indirect compensation include eligible indirect compensation, for which the plan received the required disclosures?	(g) Enter total indirect compensation received by service provider excluding eligible indirect compensation for which you answered "Yes" to element (f). If none, enter -0-.	(h) Did the service provider give you a formula instead of an amount or estimated amount?
30 50	EMPLOYEE	64082	Yes ☐ No ☒	Yes ☐ No ☐		Yes ☐ No ☐

(a) Enter name and EIN or address (see instructions)

YANSEN, MARSHA

51-6031295

(b) Service Code(s)	(c) Relationship to employer, employee organization, or person known to be a party-in-interest	(d) Enter direct compensation paid by the plan. If none, enter -0-.	(e) Did service provider receive indirect compensation? (sources other than plan or plan sponsor)	(f) Did indirect compensation include eligible indirect compensation, for which the plan received the required disclosures?	(g) Enter total indirect compensation received by service provider excluding eligible indirect compensation for which you answered "Yes" to element (f). If none, enter -0-.	(h) Did the service provider give you a formula instead of an amount or estimated amount?
30 50	EMPLOYEE	62311	Yes ☐ No ☒	Yes ☐ No ☐		Yes ☐ No ☐

2. Information on Other Service Providers Receiving Direct or Indirect Compensation. Except for those persons for whom you answered "Yes" to line 1a above, complete as many entries as needed to list each person receiving, directly or indirectly, $5,000 or more in total compensation (i.e., money or anything else of value) in connection with services rendered to the plan or their position with the plan during the plan year. (See instructions).

(a) Enter name and EIN or address (see instructions)

PERRY, CHARLOTTE

51-6031295

(b) Service Code(s)	(c) Relationship to employer, employee organization, or person known to be a party-in-interest	(d) Enter direct compensation paid by the plan. If none, enter -0-.	(e) Did service provider receive indirect compensation? (sources other than plan or plan sponsor)	(f) Did indirect compensation include eligible indirect compensation, for which the plan received the required disclosures?	(g) Enter total indirect compensation received by service provider excluding eligible indirect compensation for which you answered "Yes" to element (f). If none, enter -0-.	(h) Did the service provider give you a formula instead of an amount or estimated amount?
30 50	EMPLOYEE	61658	Yes ☐ No ☒	Yes ☐ No ☐		Yes ☐ No ☐

(a) Enter name and EIN or address (see instructions)

THOMPSON, LESLIE

51-6031295

(b) Service Code(s)	(c) Relationship to employer, employee organization, or person known to be a party-in-interest	(d) Enter direct compensation paid by the plan. If none, enter -0-.	(e) Did service provider receive indirect compensation? (sources other than plan or plan sponsor)	(f) Did indirect compensation include eligible indirect compensation, for which the plan received the required disclosures?	(g) Enter total indirect compensation received by service provider excluding eligible indirect compensation for which you answered "Yes" to element (f). If none, enter -0-.	(h) Did the service provider give you a formula instead of an amount or estimated amount?
30 50	EMPLOYEE	61476	Yes ☐ No ☒	Yes ☐ No ☐		Yes ☐ No ☐

(a) Enter name and EIN or address (see instructions)

THOMAS, ANGELA

51-6031295

(b) Service Code(s)	(c) Relationship to employer, employee organization, or person known to be a party-in-interest	(d) Enter direct compensation paid by the plan. If none, enter -0-.	(e) Did service provider receive indirect compensation? (sources other than plan or plan sponsor)	(f) Did indirect compensation include eligible indirect compensation, for which the plan received the required disclosures?	(g) Enter total indirect compensation received by service provider excluding eligible indirect compensation for which you answered "Yes" to element (f). If none, enter -0-.	(h) Did the service provider give you a formula instead of an amount or estimated amount?
30 50	EMPLOYEE	60818	Yes ☐ No ☒	Yes ☐ No ☐		Yes ☐ No ☐

2. Information on Other Service Providers Receiving Direct or Indirect Compensation. Except for those persons for whom you answered "Yes" to line 1a above, complete as many entries as needed to list each person receiving, directly or indirectly, $5,000 or more in total compensation (i.e., money or anything else of value) in connection with services rendered to the plan or their position with the plan during the plan year. (See instructions).

(a) Enter name and EIN or address (see instructions)

BULLOCK, APRIL

51-6031295

(b) Service Code(s)	(c) Relationship to employer, employee organization, or person known to be a party-in-interest	(d) Enter direct compensation paid by the plan. If none, enter -0-.	(e) Did service provider receive indirect compensation? (sources other than plan or plan sponsor)	(f) Did indirect compensation include eligible indirect compensation, for which the plan received the required disclosures?	(g) Enter total indirect compensation received by service provider excluding eligible indirect compensation for which you answered "Yes" to element (f). If none, enter -0-.	(h) Did the service provider give you a formula instead of an amount or estimated amount?
30 50	EMPLOYEE	59226	Yes ☐ No ☒	Yes ☐ No ☐		Yes ☐ No ☐

(a) Enter name and EIN or address (see instructions)

MANGUM, TIMOTHY

51-6031295

(b) Service Code(s)	(c) Relationship to employer, employee organization, or person known to be a party-in-interest	(d) Enter direct compensation paid by the plan. If none, enter -0-.	(e) Did service provider receive indirect compensation? (sources other than plan or plan sponsor)	(f) Did indirect compensation include eligible indirect compensation, for which the plan received the required disclosures?	(g) Enter total indirect compensation received by service provider excluding eligible indirect compensation for which you answered "Yes" to element (f). If none, enter -0-.	(h) Did the service provider give you a formula instead of an amount or estimated amount?
30 50	EMPLOYEE	57962	Yes ☐ No ☒	Yes ☐ No ☐		Yes ☐ No ☐

(a) Enter name and EIN or address (see instructions)

LGA LLP - CPAS & BUSINESS ADVISORS

04-2694095

(b) Service Code(s)	(c) Relationship to employer, employee organization, or person known to be a party-in-interest	(d) Enter direct compensation paid by the plan. If none, enter -0-.	(e) Did service provider receive indirect compensation? (sources other than plan or plan sponsor)	(f) Did indirect compensation include eligible indirect compensation, for which the plan received the required disclosures?	(g) Enter total indirect compensation received by service provider excluding eligible indirect compensation for which you answered "Yes" to element (f). If none, enter -0-.	(h) Did the service provider give you a formula instead of an amount or estimated amount?
16 50	NONE	57593	Yes ☐ No ☒	Yes ☐ No ☐		Yes ☐ No ☐

2. Information on Other Service Providers Receiving Direct or Indirect Compensation. Except for those persons for whom you answered "Yes" to line 1a above, complete as many entries as needed to list each person receiving, directly or indirectly, $5,000 or more in total compensation (i.e., money or anything else of value) in connection with services rendered to the plan or their position with the plan during the plan year. (See instructions).

(a) Enter name and EIN or address (see instructions)

KELLY, CHANAE

51-6031295

(b) Service Code(s)	(c) Relationship to employer, employee organization, or person known to be a party-in-interest	(d) Enter direct compensation paid by the plan. If none, enter -0-.	(e) Did service provider receive indirect compensation? (sources other than plan or plan sponsor)	(f) Did indirect compensation include eligible indirect compensation, for which the plan received the required disclosures?	(g) Enter total indirect compensation received by service provider excluding eligible indirect compensation for which you answered "Yes" to element (f). If none, enter -0-.	(h) Did the service provider give you a formula instead of an amount or estimated amount?
30 50	EMPLOYEE	57449	Yes ☐ No ☒	Yes ☐ No ☐		Yes ☐ No ☐

(a) Enter name and EIN or address (see instructions)

REYES, JUANITA

51-6031295

(b) Service Code(s)	(c) Relationship to employer, employee organization, or person known to be a party-in-interest	(d) Enter direct compensation paid by the plan. If none, enter -0-.	(e) Did service provider receive indirect compensation? (sources other than plan or plan sponsor)	(f) Did indirect compensation include eligible indirect compensation, for which the plan received the required disclosures?	(g) Enter total indirect compensation received by service provider excluding eligible indirect compensation for which you answered "Yes" to element (f). If none, enter -0-.	(h) Did the service provider give you a formula instead of an amount or estimated amount?
30 50	EMPLOYEE	57267	Yes ☐ No ☒	Yes ☐ No ☐		Yes ☐ No ☐

(a) Enter name and EIN or address (see instructions)

AMERICAN ARBITRATION ASSOCIATION

13-0429745

(b) Service Code(s)	(c) Relationship to employer, employee organization, or person known to be a party-in-interest	(d) Enter direct compensation paid by the plan. If none, enter -0-.	(e) Did service provider receive indirect compensation? (sources other than plan or plan sponsor)	(f) Did indirect compensation include eligible indirect compensation, for which the plan received the required disclosures?	(g) Enter total indirect compensation received by service provider excluding eligible indirect compensation for which you answered "Yes" to element (f). If none, enter -0-.	(h) Did the service provider give you a formula instead of an amount or estimated amount?
29 16 50	NONE	57100	Yes ☐ No ☒	Yes ☐ No ☐		Yes ☐ No ☐

2. Information on Other Service Providers Receiving Direct or Indirect Compensation. Except for those persons for whom you answered "Yes" to line 1a above, complete as many entries as needed to list each person receiving, directly or indirectly, $5,000 or more in total compensation (i.e., money or anything else of value) in connection with services rendered to the plan or their position with the plan during the plan year. (See instructions).

(a) Enter name and EIN or address (see instructions)

BRITTON, TIFFANY

51-6031295

(b) Service Code(s)	(c) Relationship to employer, employee organization, or person known to be a party-in-interest	(d) Enter direct compensation paid by the plan. If none, enter -0-.	(e) Did service provider receive indirect compensation? (sources other than plan or plan sponsor)	(f) Did indirect compensation include eligible indirect compensation, for which the plan received the required disclosures?	(g) Enter total indirect compensation received by service provider excluding eligible indirect compensation for which you answered "Yes" to element (f). If none, enter -0-.	(h) Did the service provider give you a formula instead of an amount or estimated amount?
30 50	EMPLOYEE	56441	Yes ☐ No ☒	Yes ☐ No ☐		Yes ☐ No ☐

(a) Enter name and EIN or address (see instructions)

MILLS, GENAE

51-6031295

(b) Service Code(s)	(c) Relationship to employer, employee organization, or person known to be a party-in-interest	(d) Enter direct compensation paid by the plan. If none, enter -0-.	(e) Did service provider receive indirect compensation? (sources other than plan or plan sponsor)	(f) Did indirect compensation include eligible indirect compensation, for which the plan received the required disclosures?	(g) Enter total indirect compensation received by service provider excluding eligible indirect compensation for which you answered "Yes" to element (f). If none, enter -0-.	(h) Did the service provider give you a formula instead of an amount or estimated amount?
30 50	EMPLOYEE	56142	Yes ☐ No ☒	Yes ☐ No ☐		Yes ☐ No ☐

(a) Enter name and EIN or address (see instructions)

OWENS, JAIME

51-6031295

(b) Service Code(s)	(c) Relationship to employer, employee organization, or person known to be a party-in-interest	(d) Enter direct compensation paid by the plan. If none, enter -0-.	(e) Did service provider receive indirect compensation? (sources other than plan or plan sponsor)	(f) Did indirect compensation include eligible indirect compensation, for which the plan received the required disclosures?	(g) Enter total indirect compensation received by service provider excluding eligible indirect compensation for which you answered "Yes" to element (f). If none, enter -0-.	(h) Did the service provider give you a formula instead of an amount or estimated amount?
30 50	EMPLOYEE	53973	Yes ☐ No ☒	Yes ☐ No ☐		Yes ☐ No ☐

2. Information on Other Service Providers Receiving Direct or Indirect Compensation. Except for those persons for whom you answered "Yes" to line 1a above, complete as many entries as needed to list each person receiving, directly or indirectly, $5,000 or more in total compensation (i.e., money or anything else of value) in connection with services rendered to the plan or their position with the plan during the plan year. (See instructions).

(a) Enter name and EIN or address (see instructions)

CANALES, ELSA

51-6031295

(b) Service Code(s)	(c) Relationship to employer, employee organization, or person known to be a party-in-interest	(d) Enter direct compensation paid by the plan. If none, enter -0-.	(e) Did service provider receive indirect compensation? (sources other than plan or plan sponsor)	(f) Did indirect compensation include eligible indirect compensation, for which the plan received the required disclosures?	(g) Enter total indirect compensation received by service provider excluding eligible indirect compensation for which you answered "Yes" to element (f). If none, enter -0-.	(h) Did the service provider give you a formula instead of an amount or estimated amount?
30 50	EMPLOYEE	52452	Yes ☐ No ☒	Yes ☐ No ☐		Yes ☐ No ☐

(a) Enter name and EIN or address (see instructions)

DAVENPORT IV, CONWAY R

51-6031295

(b) Service Code(s)	(c) Relationship to employer, employee organization, or person known to be a party-in-interest	(d) Enter direct compensation paid by the plan. If none, enter -0-.	(e) Did service provider receive indirect compensation? (sources other than plan or plan sponsor)	(f) Did indirect compensation include eligible indirect compensation, for which the plan received the required disclosures?	(g) Enter total indirect compensation received by service provider excluding eligible indirect compensation for which you answered "Yes" to element (f). If none, enter -0-.	(h) Did the service provider give you a formula instead of an amount or estimated amount?
30 50	EMPLOYEE	52260	Yes ☐ No ☒	Yes ☐ No ☐		Yes ☐ No ☐

(a) Enter name and EIN or address (see instructions)

HACKNEY, ANGELA

51-6031295

(b) Service Code(s)	(c) Relationship to employer, employee organization, or person known to be a party-in-interest	(d) Enter direct compensation paid by the plan. If none, enter -0-.	(e) Did service provider receive indirect compensation? (sources other than plan or plan sponsor)	(f) Did indirect compensation include eligible indirect compensation, for which the plan received the required disclosures?	(g) Enter total indirect compensation received by service provider excluding eligible indirect compensation for which you answered "Yes" to element (f). If none, enter -0-.	(h) Did the service provider give you a formula instead of an amount or estimated amount?
30 50	EMPLOYEE	52092	Yes ☐ No ☒	Yes ☐ No ☐		Yes ☐ No ☐

2. Information on Other Service Providers Receiving Direct or Indirect Compensation. Except for those persons for whom you answered "Yes" to line 1a above, complete as many entries as needed to list each person receiving, directly or indirectly, $5,000 or more in total compensation (i.e., money or anything else of value) in connection with services rendered to the plan or their position with the plan during the plan year. (See instructions).

(a) Enter name and EIN or address (see instructions)

GOODE, JAYLA

51-6031295

(b) Service Code(s)	(c) Relationship to employer, employee organization, or person known to be a party-in-interest	(d) Enter direct compensation paid by the plan. If none, enter -0-.	(e) Did service provider receive indirect compensation? (sources other than plan or plan sponsor)	(f) Did indirect compensation include eligible indirect compensation, for which the plan received the required disclosures?	(g) Enter total indirect compensation received by service provider excluding eligible indirect compensation for which you answered "Yes" to element (f). If none, enter -0-.	(h) Did the service provider give you a formula instead of an amount or estimated amount?
30 50	EMPLOYEE	51569	Yes [ ] No [X]	Yes [ ] No [ ]		Yes [ ] No [ ]

(a) Enter name and EIN or address (see instructions)

POWELL, MARY

51-6031295

(b) Service Code(s)	(c) Relationship to employer, employee organization, or person known to be a party-in-interest	(d) Enter direct compensation paid by the plan. If none, enter -0-.	(e) Did service provider receive indirect compensation? (sources other than plan or plan sponsor)	(f) Did indirect compensation include eligible indirect compensation, for which the plan received the required disclosures?	(g) Enter total indirect compensation received by service provider excluding eligible indirect compensation for which you answered "Yes" to element (f). If none, enter -0-.	(h) Did the service provider give you a formula instead of an amount or estimated amount?
30 50	EMPLOYEE	51188	Yes [ ] No [X]	Yes [ ] No [ ]		Yes [ ] No [ ]

(a) Enter name and EIN or address (see instructions)

ABDULSALAM, MUIDEEN

51-6031295

(b) Service Code(s)	(c) Relationship to employer, employee organization, or person known to be a party-in-interest	(d) Enter direct compensation paid by the plan. If none, enter -0-.	(e) Did service provider receive indirect compensation? (sources other than plan or plan sponsor)	(f) Did indirect compensation include eligible indirect compensation, for which the plan received the required disclosures?	(g) Enter total indirect compensation received by service provider excluding eligible indirect compensation for which you answered "Yes" to element (f). If none, enter -0-.	(h) Did the service provider give you a formula instead of an amount or estimated amount?
30 50	EMPLOYEE	50636	Yes [ ] No [X]	Yes [ ] No [ ]		Yes [ ] No [ ]

2. Information on Other Service Providers Receiving Direct or Indirect Compensation. Except for those persons for whom you answered "Yes" to line 1a above, complete as many entries as needed to list each person receiving, directly or indirectly, $5,000 or more in total compensation (i.e., money or anything else of value) in connection with services rendered to the plan or their position with the plan during the plan year. (See instructions).

(a) Enter name and EIN or address (see instructions)

POLITE, ADRIAN

51-6031295

(b) Service Code(s)	(c) Relationship to employer, employee organization, or person known to be a party-in-interest	(d) Enter direct compensation paid by the plan. If none, enter -0-.	(e) Did service provider receive indirect compensation? (sources other than plan or plan sponsor)	(f) Did indirect compensation include eligible indirect compensation, for which the plan received the required disclosures?	(g) Enter total indirect compensation received by service provider excluding eligible indirect compensation for which you answered "Yes" to element (f). If none, enter -0-.	(h) Did the service provider give you a formula instead of an amount or estimated amount?
30 50	EMPLOYEE	50088	Yes [ ] No [X]	Yes [ ] No [ ]		Yes [ ] No [ ]

(a) Enter name and EIN or address (see instructions)

BNY MELLON

25-6078093

(b) Service Code(s)	(c) Relationship to employer, employee organization, or person known to be a party-in-interest	(d) Enter direct compensation paid by the plan. If none, enter -0-.	(e) Did service provider receive indirect compensation? (sources other than plan or plan sponsor)	(f) Did indirect compensation include eligible indirect compensation, for which the plan received the required disclosures?	(g) Enter total indirect compensation received by service provider excluding eligible indirect compensation for which you answered "Yes" to element (f). If none, enter -0-.	(h) Did the service provider give you a formula instead of an amount or estimated amount?
28 51 72	NONE	50028	Yes [X] No [ ]	Yes [X] No [ ]	0	Yes [ ] No [X]

(a) Enter name and EIN or address (see instructions)

MCKENZIE, LISA

51-6031295

(b) Service Code(s)	(c) Relationship to employer, employee organization, or person known to be a party-in-interest	(d) Enter direct compensation paid by the plan. If none, enter -0-.	(e) Did service provider receive indirect compensation? (sources other than plan or plan sponsor)	(f) Did indirect compensation include eligible indirect compensation, for which the plan received the required disclosures?	(g) Enter total indirect compensation received by service provider excluding eligible indirect compensation for which you answered "Yes" to element (f). If none, enter -0-.	(h) Did the service provider give you a formula instead of an amount or estimated amount?
30 50	EMPLOYEE	49796	Yes [ ] No [X]	Yes [ ] No [ ]		Yes [ ] No [ ]

2. Information on Other Service Providers Receiving Direct or Indirect Compensation. Except for those persons for whom you answered "Yes" to line 1a above, complete as many entries as needed to list each person receiving, directly or indirectly, $5,000 or more in total compensation (i.e., money or anything else of value) in connection with services rendered to the plan or their position with the plan during the plan year. (See instructions).

(a) Enter name and EIN or address (see instructions)

JACKSON, LOGAN

51-6031295

(b) Service Code(s)	(c) Relationship to employer, employee organization, or person known to be a party-in-interest	(d) Enter direct compensation paid by the plan. If none, enter -0-.	(e) Did service provider receive indirect compensation? (sources other than plan or plan sponsor)	(f) Did indirect compensation include eligible indirect compensation, for which the plan received the required disclosures?	(g) Enter total indirect compensation received by service provider excluding eligible indirect compensation for which you answered "Yes" to element (f). If none, enter -0-.	(h) Did the service provider give you a formula instead of an amount or estimated amount?
30 50	EMPLOYEE	49443	Yes [ ] No [X]	Yes [ ] No [ ]		Yes [ ] No [ ]

(a) Enter name and EIN or address (see instructions)

D3 TECHNOLOGIES

75-3036114

(b) Service Code(s)	(c) Relationship to employer, employee organization, or person known to be a party-in-interest	(d) Enter direct compensation paid by the plan. If none, enter -0-.	(e) Did service provider receive indirect compensation? (sources other than plan or plan sponsor)	(f) Did indirect compensation include eligible indirect compensation, for which the plan received the required disclosures?	(g) Enter total indirect compensation received by service provider excluding eligible indirect compensation for which you answered "Yes" to element (f). If none, enter -0-.	(h) Did the service provider give you a formula instead of an amount or estimated amount?
13 50	NONE	46012	Yes [ ] No [X]	Yes [ ] No [ ]		Yes [ ] No [ ]

(a) Enter name and EIN or address (see instructions)

YEE, JENNY

51-6031295

(b) Service Code(s)	(c) Relationship to employer, employee organization, or person known to be a party-in-interest	(d) Enter direct compensation paid by the plan. If none, enter -0-.	(e) Did service provider receive indirect compensation? (sources other than plan or plan sponsor)	(f) Did indirect compensation include eligible indirect compensation, for which the plan received the required disclosures?	(g) Enter total indirect compensation received by service provider excluding eligible indirect compensation for which you answered "Yes" to element (f). If none, enter -0-.	(h) Did the service provider give you a formula instead of an amount or estimated amount?
30 50	RETIRED EMPLOYEE	45806	Yes [ ] No [X]	Yes [ ] No [ ]		Yes [ ] No [ ]

2. Information on Other Service Providers Receiving Direct or Indirect Compensation. Except for those persons for whom you answered "Yes" to line 1a above, complete as many entries as needed to list each person receiving, directly or indirectly, $5,000 or more in total compensation (i.e., money or anything else of value) in connection with services rendered to the plan or their position with the plan during the plan year. (See instructions).

(a) Enter name and EIN or address (see instructions)

MASON, SIMONE

51-6031295

(b) Service Code(s)	(c) Relationship to employer, employee organization, or person known to be a party-in-interest	(d) Enter direct compensation paid by the plan. If none, enter -0-.	(e) Did service provider receive indirect compensation? (sources other than plan or plan sponsor)	(f) Did indirect compensation include eligible indirect compensation, for which the plan received the required disclosures?	(g) Enter total indirect compensation received by service provider excluding eligible indirect compensation for which you answered "Yes" to element (f). If none, enter -0-.	(h) Did the service provider give you a formula instead of an amount or estimated amount?
30 50	EMPLOYEE	45211	Yes ☐ No ☒	Yes ☐ No ☐		Yes ☐ No ☐

(a) Enter name and EIN or address (see instructions)

JOHNSON, KNEISS

51-6031295

(b) Service Code(s)	(c) Relationship to employer, employee organization, or person known to be a party-in-interest	(d) Enter direct compensation paid by the plan. If none, enter -0-.	(e) Did service provider receive indirect compensation? (sources other than plan or plan sponsor)	(f) Did indirect compensation include eligible indirect compensation, for which the plan received the required disclosures?	(g) Enter total indirect compensation received by service provider excluding eligible indirect compensation for which you answered "Yes" to element (f). If none, enter -0-.	(h) Did the service provider give you a formula instead of an amount or estimated amount?
30 50	EMPLOYEE	45119	Yes ☐ No ☒	Yes ☐ No ☐		Yes ☐ No ☐

(a) Enter name and EIN or address (see instructions)

ROSALES, ELOIZA

51-6031295

(b) Service Code(s)	(c) Relationship to employer, employee organization, or person known to be a party-in-interest	(d) Enter direct compensation paid by the plan. If none, enter -0-.	(e) Did service provider receive indirect compensation? (sources other than plan or plan sponsor)	(f) Did indirect compensation include eligible indirect compensation, for which the plan received the required disclosures?	(g) Enter total indirect compensation received by service provider excluding eligible indirect compensation for which you answered "Yes" to element (f). If none, enter -0-.	(h) Did the service provider give you a formula instead of an amount or estimated amount?
30 50	EMPLOYEE	44753	Yes ☐ No ☒	Yes ☐ No ☐		Yes ☐ No ☐

2. Information on Other Service Providers Receiving Direct or Indirect Compensation. Except for those persons for whom you answered "Yes" to line 1a above, complete as many entries as needed to list each person receiving, directly or indirectly, $5,000 or more in total compensation (i.e., money or anything else of value) in connection with services rendered to the plan or their position with the plan during the plan year. (See instructions).

(a) Enter name and EIN or address (see instructions)

CASIMIRO-NOEL, ZEPHENIA

51-6031295

(b) Service Code(s)	(c) Relationship to employer, employee organization, or person known to be a party-in-interest	(d) Enter direct compensation paid by the plan. If none, enter -0-.	(e) Did service provider receive indirect compensation? (sources other than plan or plan sponsor)	(f) Did indirect compensation include eligible indirect compensation, for which the plan received the required disclosures?	(g) Enter total indirect compensation received by service provider excluding eligible indirect compensation for which you answered "Yes" to element (f). If none, enter -0-.	(h) Did the service provider give you a formula instead of an amount or estimated amount?
30 50	EMPLOYEE	44603	Yes ☐ No ☒	Yes ☐ No ☐		Yes ☐ No ☐

(a) Enter name and EIN or address (see instructions)

MURPHY, SHERYL

51-6031295

(b) Service Code(s)	(c) Relationship to employer, employee organization, or person known to be a party-in-interest	(d) Enter direct compensation paid by the plan. If none, enter -0-.	(e) Did service provider receive indirect compensation? (sources other than plan or plan sponsor)	(f) Did indirect compensation include eligible indirect compensation, for which the plan received the required disclosures?	(g) Enter total indirect compensation received by service provider excluding eligible indirect compensation for which you answered "Yes" to element (f). If none, enter -0-.	(h) Did the service provider give you a formula instead of an amount or estimated amount?
30 50	EMPLOYEE	44581	Yes ☐ No ☒	Yes ☐ No ☐		Yes ☐ No ☐

(a) Enter name and EIN or address (see instructions)

IRON MOUNTAIN INCORPORATED

23-2588479

(b) Service Code(s)	(c) Relationship to employer, employee organization, or person known to be a party-in-interest	(d) Enter direct compensation paid by the plan. If none, enter -0-.	(e) Did service provider receive indirect compensation? (sources other than plan or plan sponsor)	(f) Did indirect compensation include eligible indirect compensation, for which the plan received the required disclosures?	(g) Enter total indirect compensation received by service provider excluding eligible indirect compensation for which you answered "Yes" to element (f). If none, enter -0-.	(h) Did the service provider give you a formula instead of an amount or estimated amount?
15 50	NONE	44529	Yes ☐ No ☒	Yes ☐ No ☐		Yes ☐ No ☐

2. Information on Other Service Providers Receiving Direct or Indirect Compensation. Except for those persons for whom you answered "Yes" to line 1a above, complete as many entries as needed to list each person receiving, directly or indirectly, $5,000 or more in total compensation (i.e., money or anything else of value) in connection with services rendered to the plan or their position with the plan during the plan year. (See instructions).

(a) Enter name and EIN or address (see instructions)

ROLLINS, JENNIFER

51-6031295

(b) Service Code(s)	(c) Relationship to employer, employee organization, or person known to be a party-in-interest	(d) Enter direct compensation paid by the plan. If none, enter -0-.	(e) Did service provider receive indirect compensation? (sources other than plan or plan sponsor)	(f) Did indirect compensation include eligible indirect compensation, for which the plan received the required disclosures?	(g) Enter total indirect compensation received by service provider excluding eligible indirect compensation for which you answered "Yes" to element (f). If none, enter -0-.	(h) Did the service provider give you a formula instead of an amount or estimated amount?
30 50	EMPLOYEE	44461	Yes ☐ No ☒	Yes ☐ No ☐		Yes ☐ No ☐

(a) Enter name and EIN or address (see instructions)

PAYNE, JOSEPH

51-6031295

(b) Service Code(s)	(c) Relationship to employer, employee organization, or person known to be a party-in-interest	(d) Enter direct compensation paid by the plan. If none, enter -0-.	(e) Did service provider receive indirect compensation? (sources other than plan or plan sponsor)	(f) Did indirect compensation include eligible indirect compensation, for which the plan received the required disclosures?	(g) Enter total indirect compensation received by service provider excluding eligible indirect compensation for which you answered "Yes" to element (f). If none, enter -0-.	(h) Did the service provider give you a formula instead of an amount or estimated amount?
30 50	EMPLOYEE	43314	Yes ☐ No ☒	Yes ☐ No ☐		Yes ☐ No ☐

(a) Enter name and EIN or address (see instructions)

CELESTINE, PARRIS

51-6031295

(b) Service Code(s)	(c) Relationship to employer, employee organization, or person known to be a party-in-interest	(d) Enter direct compensation paid by the plan. If none, enter -0-.	(e) Did service provider receive indirect compensation? (sources other than plan or plan sponsor)	(f) Did indirect compensation include eligible indirect compensation, for which the plan received the required disclosures?	(g) Enter total indirect compensation received by service provider excluding eligible indirect compensation for which you answered "Yes" to element (f). If none, enter -0-.	(h) Did the service provider give you a formula instead of an amount or estimated amount?
30 50	EMPLOYEE	42352	Yes ☐ No ☒	Yes ☐ No ☐		Yes ☐ No ☐

2. Information on Other Service Providers Receiving Direct or Indirect Compensation. Except for those persons for whom you answered "Yes" to line 1a above, complete as many entries as needed to list each person receiving, directly or indirectly, $5,000 or more in total compensation (i.e., money or anything else of value) in connection with services rendered to the plan or their position with the plan during the plan year. (See instructions).

(a) Enter name and EIN or address (see instructions)

DESHEILD, ARNOLD

51-6031295

(b) Service Code(s)	(c) Relationship to employer, employee organization, or person known to be a party-in-interest	(d) Enter direct compensation paid by the plan. If none, enter -0-.	(e) Did service provider receive indirect compensation? (sources other than plan or plan sponsor)	(f) Did indirect compensation include eligible indirect compensation, for which the plan received the required disclosures?	(g) Enter total indirect compensation received by service provider excluding eligible indirect compensation for which you answered "Yes" to element (f). If none, enter -0-.	(h) Did the service provider give you a formula instead of an amount or estimated amount?
30 50	EMPLOYEE	42056	Yes [ ] No [X]	Yes [ ] No [ ]		Yes [ ] No [ ]

(a) Enter name and EIN or address (see instructions)

PATTERSON, ISABEL

51-3061295

(b) Service Code(s)	(c) Relationship to employer, employee organization, or person known to be a party-in-interest	(d) Enter direct compensation paid by the plan. If none, enter -0-.	(e) Did service provider receive indirect compensation? (sources other than plan or plan sponsor)	(f) Did indirect compensation include eligible indirect compensation, for which the plan received the required disclosures?	(g) Enter total indirect compensation received by service provider excluding eligible indirect compensation for which you answered "Yes" to element (f). If none, enter -0-.	(h) Did the service provider give you a formula instead of an amount or estimated amount?
30 50	EMPLOYEE	41440	Yes [ ] No [X]	Yes [ ] No [ ]		Yes [ ] No [ ]

(a) Enter name and EIN or address (see instructions)

MORGAN, LEWIS & BOCKIUS LLP

23-0891050

(b) Service Code(s)	(c) Relationship to employer, employee organization, or person known to be a party-in-interest	(d) Enter direct compensation paid by the plan. If none, enter -0-.	(e) Did service provider receive indirect compensation? (sources other than plan or plan sponsor)	(f) Did indirect compensation include eligible indirect compensation, for which the plan received the required disclosures?	(g) Enter total indirect compensation received by service provider excluding eligible indirect compensation for which you answered "Yes" to element (f). If none, enter -0-.	(h) Did the service provider give you a formula instead of an amount or estimated amount?
29 50	NONE	40805	Yes [ ] No [X]	Yes [ ] No [ ]		Yes [ ] No [ ]

2. Information on Other Service Providers Receiving Direct or Indirect Compensation. Except for those persons for whom you answered "Yes" to line 1a above, complete as many entries as needed to list each person receiving, directly or indirectly, $5,000 or more in total compensation (i.e., money or anything else of value) in connection with services rendered to the plan or their position with the plan during the plan year. (See instructions).

(a) Enter name and EIN or address (see instructions)

DOYLE PRINTING & OFFSET, INC.

53-0191325

(b) Service Code(s)	(c) Relationship to employer, employee organization, or person known to be a party-in-interest	(d) Enter direct compensation paid by the plan. If none, enter -0-.	(e) Did service provider receive indirect compensation? (sources other than plan or plan sponsor)	(f) Did indirect compensation include eligible indirect compensation, for which the plan received the required disclosures?	(g) Enter total indirect compensation received by service provider excluding eligible indirect compensation for which you answered "Yes" to element (f). If none, enter -0-.	(h) Did the service provider give you a formula instead of an amount or estimated amount?
36 50	NONE	40152	Yes [ ] No [X]	Yes [ ] No [ ]		Yes [ ] No [ ]

(a) Enter name and EIN or address (see instructions)

NEW TARGET, INC.

54-2017014

(b) Service Code(s)	(c) Relationship to employer, employee organization, or person known to be a party-in-interest	(d) Enter direct compensation paid by the plan. If none, enter -0-.	(e) Did service provider receive indirect compensation? (sources other than plan or plan sponsor)	(f) Did indirect compensation include eligible indirect compensation, for which the plan received the required disclosures?	(g) Enter total indirect compensation received by service provider excluding eligible indirect compensation for which you answered "Yes" to element (f). If none, enter -0-.	(h) Did the service provider give you a formula instead of an amount or estimated amount?
16 50	NONE	39961	Yes [ ] No [X]	Yes [ ] No [ ]		Yes [ ] No [ ]

(a) Enter name and EIN or address (see instructions)

GREWATZ, JOY ANNE

51-6031295

(b) Service Code(s)	(c) Relationship to employer, employee organization, or person known to be a party-in-interest	(d) Enter direct compensation paid by the plan. If none, enter -0-.	(e) Did service provider receive indirect compensation? (sources other than plan or plan sponsor)	(f) Did indirect compensation include eligible indirect compensation, for which the plan received the required disclosures?	(g) Enter total indirect compensation received by service provider excluding eligible indirect compensation for which you answered "Yes" to element (f). If none, enter -0-.	(h) Did the service provider give you a formula instead of an amount or estimated amount?
30 50	EMPLOYEE	39144	Yes [ ] No [X]	Yes [ ] No [ ]		Yes [ ] No [ ]

2. Information on Other Service Providers Receiving Direct or Indirect Compensation. Except for those persons for whom you answered "Yes" to line 1a above, complete as many entries as needed to list each person receiving, directly or indirectly, $5,000 or more in total compensation (i.e., money or anything else of value) in connection with services rendered to the plan or their position with the plan during the plan year. (See instructions).

(a) Enter name and EIN or address (see instructions)

MAYS, TAMEEKA

51-6031295

(b) Service Code(s)	(c) Relationship to employer, employee organization, or person known to be a party-in-interest	(d) Enter direct compensation paid by the plan. If none, enter -0-.	(e) Did service provider receive indirect compensation? (sources other than plan or plan sponsor)	(f) Did indirect compensation include eligible indirect compensation, for which the plan received the required disclosures?	(g) Enter total indirect compensation received by service provider excluding eligible indirect compensation for which you answered "Yes" to element (f). If none, enter -0-.	(h) Did the service provider give you a formula instead of an amount or estimated amount?
30 50	EMPLOYEE	37286	Yes ☐ No ☒	Yes ☐ No ☐		Yes ☐ No ☐

(a) Enter name and EIN or address (see instructions)

GOFFNEY, JACQUELINE

51-6031295

(b) Service Code(s)	(c) Relationship to employer, employee organization, or person known to be a party-in-interest	(d) Enter direct compensation paid by the plan. If none, enter -0-.	(e) Did service provider receive indirect compensation? (sources other than plan or plan sponsor)	(f) Did indirect compensation include eligible indirect compensation, for which the plan received the required disclosures?	(g) Enter total indirect compensation received by service provider excluding eligible indirect compensation for which you answered "Yes" to element (f). If none, enter -0-.	(h) Did the service provider give you a formula instead of an amount or estimated amount?
30 50	EMPLOYEE	35525	Yes ☐ No ☒	Yes ☐ No ☐		Yes ☐ No ☐

(a) Enter name and EIN or address (see instructions)

MILLS, ERICKA

51-6031295

(b) Service Code(s)	(c) Relationship to employer, employee organization, or person known to be a party-in-interest	(d) Enter direct compensation paid by the plan. If none, enter -0-.	(e) Did service provider receive indirect compensation? (sources other than plan or plan sponsor)	(f) Did indirect compensation include eligible indirect compensation, for which the plan received the required disclosures?	(g) Enter total indirect compensation received by service provider excluding eligible indirect compensation for which you answered "Yes" to element (f). If none, enter -0-.	(h) Did the service provider give you a formula instead of an amount or estimated amount?
30 50	EMPLOYEE	35344	Yes ☐ No ☒	Yes ☐ No ☐		Yes ☐ No ☐

2. Information on Other Service Providers Receiving Direct or Indirect Compensation. Except for those persons for whom you answered "Yes" to line 1a above, complete as many entries as needed to list each person receiving, directly or indirectly, $5,000 or more in total compensation (i.e., money or anything else of value) in connection with services rendered to the plan or their position with the plan during the plan year. (See instructions).

(a) Enter name and EIN or address (see instructions)

CHISOLM, DENISE

51-6031295

(b) Service Code(s)	(c) Relationship to employer, employee organization, or person known to be a party-in-interest	(d) Enter direct compensation paid by the plan. If none, enter -0-.	(e) Did service provider receive indirect compensation? (sources other than plan or plan sponsor)	(f) Did indirect compensation include eligible indirect compensation, for which the plan received the required disclosures?	(g) Enter total indirect compensation received by service provider excluding eligible indirect compensation for which you answered "Yes" to element (f). If none, enter -0-.	(h) Did the service provider give you a formula instead of an amount or estimated amount?
30 50	EMPLOYEE	34108	Yes [ ] No [X]	Yes [ ] No [ ]		Yes [ ] No [ ]

(a) Enter name and EIN or address (see instructions)

NGO, DOAN TRANG

51-6031295

(b) Service Code(s)	(c) Relationship to employer, employee organization, or person known to be a party-in-interest	(d) Enter direct compensation paid by the plan. If none, enter -0-.	(e) Did service provider receive indirect compensation? (sources other than plan or plan sponsor)	(f) Did indirect compensation include eligible indirect compensation, for which the plan received the required disclosures?	(g) Enter total indirect compensation received by service provider excluding eligible indirect compensation for which you answered "Yes" to element (f). If none, enter -0-.	(h) Did the service provider give you a formula instead of an amount or estimated amount?
30 50	EMPLOYEE	33797	Yes [ ] No [X]	Yes [ ] No [ ]		Yes [ ] No [ ]

(a) Enter name and EIN or address (see instructions)

COOPER, SABRINA

51-6031295

(b) Service Code(s)	(c) Relationship to employer, employee organization, or person known to be a party-in-interest	(d) Enter direct compensation paid by the plan. If none, enter -0-.	(e) Did service provider receive indirect compensation? (sources other than plan or plan sponsor)	(f) Did indirect compensation include eligible indirect compensation, for which the plan received the required disclosures?	(g) Enter total indirect compensation received by service provider excluding eligible indirect compensation for which you answered "Yes" to element (f). If none, enter -0-.	(h) Did the service provider give you a formula instead of an amount or estimated amount?
30 50	EMPLOYEE	33540	Yes [ ] No [X]	Yes [ ] No [ ]		Yes [ ] No [ ]

2. Information on Other Service Providers Receiving Direct or Indirect Compensation. Except for those persons for whom you answered "Yes" to line 1a above, complete as many entries as needed to list each person receiving, directly or indirectly, $5,000 or more in total compensation (i.e., money or anything else of value) in connection with services rendered to the plan or their position with the plan during the plan year. (See instructions).

(a) Enter name and EIN or address (see instructions)

WELCHER, VICKY

51-6031295

(b) Service Code(s)	(c) Relationship to employer, employee organization, or person known to be a party-in-interest	(d) Enter direct compensation paid by the plan. If none, enter -0-.	(e) Did service provider receive indirect compensation? (sources other than plan or plan sponsor)	(f) Did indirect compensation include eligible indirect compensation, for which the plan received the required disclosures?	(g) Enter total indirect compensation received by service provider excluding eligible indirect compensation for which you answered "Yes" to element (f). If none, enter -0-.	(h) Did the service provider give you a formula instead of an amount or estimated amount?
30 50	EMPLOYEE	33236	Yes [ ] No [X]	Yes [ ] No [ ]		Yes [ ] No [ ]

(a) Enter name and EIN or address (see instructions)

CYFIR LLC

82-4789997

(b) Service Code(s)	(c) Relationship to employer, employee organization, or person known to be a party-in-interest	(d) Enter direct compensation paid by the plan. If none, enter -0-.	(e) Did service provider receive indirect compensation? (sources other than plan or plan sponsor)	(f) Did indirect compensation include eligible indirect compensation, for which the plan received the required disclosures?	(g) Enter total indirect compensation received by service provider excluding eligible indirect compensation for which you answered "Yes" to element (f). If none, enter -0-.	(h) Did the service provider give you a formula instead of an amount or estimated amount?
15 16 50	NONE	32625	Yes [ ] No [X]	Yes [ ] No [ ]		Yes [ ] No [ ]

(a) Enter name and EIN or address (see instructions)

MCKENZIE-COURT, MAYIA

51-6031295

(b) Service Code(s)	(c) Relationship to employer, employee organization, or person known to be a party-in-interest	(d) Enter direct compensation paid by the plan. If none, enter -0-.	(e) Did service provider receive indirect compensation? (sources other than plan or plan sponsor)	(f) Did indirect compensation include eligible indirect compensation, for which the plan received the required disclosures?	(g) Enter total indirect compensation received by service provider excluding eligible indirect compensation for which you answered "Yes" to element (f). If none, enter -0-.	(h) Did the service provider give you a formula instead of an amount or estimated amount?
30 50	EMPLOYEE	31589	Yes [ ] No [X]	Yes [ ] No [ ]		Yes [ ] No [ ]

2. Information on Other Service Providers Receiving Direct or Indirect Compensation. Except for those persons for whom you answered "Yes" to line 1a above, complete as many entries as needed to list each person receiving, directly or indirectly, $5,000 or more in total compensation (i.e., money or anything else of value) in connection with services rendered to the plan or their position with the plan during the plan year. (See instructions).

(a) Enter name and EIN or address (see instructions)

TAMIRU, KALKIDAN

51-6031295

(b) Service Code(s)	(c) Relationship to employer, employee organization, or person known to be a party-in-interest	(d) Enter direct compensation paid by the plan. If none, enter -0-.	(e) Did service provider receive indirect compensation? (sources other than plan or plan sponsor)	(f) Did indirect compensation include eligible indirect compensation, for which the plan received the required disclosures?	(g) Enter total indirect compensation received by service provider excluding eligible indirect compensation for which you answered "Yes" to element (f). If none, enter -0-.	(h) Did the service provider give you a formula instead of an amount or estimated amount?
30 50	EMPLOYEE	30958	Yes ☐ No ☒	Yes ☐ No ☐		Yes ☐ No ☐

(a) Enter name and EIN or address (see instructions)

DA SILVA, SERGIO

51-6031295

(b) Service Code(s)	(c) Relationship to employer, employee organization, or person known to be a party-in-interest	(d) Enter direct compensation paid by the plan. If none, enter -0-.	(e) Did service provider receive indirect compensation? (sources other than plan or plan sponsor)	(f) Did indirect compensation include eligible indirect compensation, for which the plan received the required disclosures?	(g) Enter total indirect compensation received by service provider excluding eligible indirect compensation for which you answered "Yes" to element (f). If none, enter -0-.	(h) Did the service provider give you a formula instead of an amount or estimated amount?
30 50	EMPLOYEE	30803	Yes ☐ No ☒	Yes ☐ No ☐		Yes ☐ No ☐

(a) Enter name and EIN or address (see instructions)

MEHTA, PARAG

51-6031295

(b) Service Code(s)	(c) Relationship to employer, employee organization, or person known to be a party-in-interest	(d) Enter direct compensation paid by the plan. If none, enter -0-.	(e) Did service provider receive indirect compensation? (sources other than plan or plan sponsor)	(f) Did indirect compensation include eligible indirect compensation, for which the plan received the required disclosures?	(g) Enter total indirect compensation received by service provider excluding eligible indirect compensation for which you answered "Yes" to element (f). If none, enter -0-.	(h) Did the service provider give you a formula instead of an amount or estimated amount?
30 50	EMPLOYEE	30293	Yes ☐ No ☒	Yes ☐ No ☐		Yes ☐ No ☐

2. Information on Other Service Providers Receiving Direct or Indirect Compensation. Except for those persons for whom you answered "Yes" to line 1a above, complete as many entries as needed to list each person receiving, directly or indirectly, $5,000 or more in total compensation (i.e., money or anything else of value) in connection with services rendered to the plan or their position with the plan during the plan year. (See instructions).

(a) Enter name and EIN or address (see instructions)

SRI-KUMAR GLOBAL STRATEGIES INC.

80-0875681

(b) Service Code(s)	(c) Relationship to employer, employee organization, or person known to be a party-in-interest	(d) Enter direct compensation paid by the plan. If none, enter -0-.	(e) Did service provider receive indirect compensation? (sources other than plan or plan sponsor)	(f) Did indirect compensation include eligible indirect compensation, for which the plan received the required disclosures?	(g) Enter total indirect compensation received by service provider excluding eligible indirect compensation for which you answered "Yes" to element (f). If none, enter -0-.	(h) Did the service provider give you a formula instead of an amount or estimated amount?
16 50	NONE	30000	Yes ☐ No ☒	Yes ☐ No ☐		Yes ☐ No ☐

(a) Enter name and EIN or address (see instructions)

PANTELIDES, GREGORY

51-6031295

(b) Service Code(s)	(c) Relationship to employer, employee organization, or person known to be a party-in-interest	(d) Enter direct compensation paid by the plan. If none, enter -0-.	(e) Did service provider receive indirect compensation? (sources other than plan or plan sponsor)	(f) Did indirect compensation include eligible indirect compensation, for which the plan received the required disclosures?	(g) Enter total indirect compensation received by service provider excluding eligible indirect compensation for which you answered "Yes" to element (f). If none, enter -0-.	(h) Did the service provider give you a formula instead of an amount or estimated amount?
30 50	EMPLOYEE	29795	Yes ☐ No ☒	Yes ☐ No ☐		Yes ☐ No ☐

(a) Enter name and EIN or address (see instructions)

ROBINSON, LAKEISHA

51-6031295

(b) Service Code(s)	(c) Relationship to employer, employee organization, or person known to be a party-in-interest	(d) Enter direct compensation paid by the plan. If none, enter -0-.	(e) Did service provider receive indirect compensation? (sources other than plan or plan sponsor)	(f) Did indirect compensation include eligible indirect compensation, for which the plan received the required disclosures?	(g) Enter total indirect compensation received by service provider excluding eligible indirect compensation for which you answered "Yes" to element (f). If none, enter -0-.	(h) Did the service provider give you a formula instead of an amount or estimated amount?
30 50	EMPLOYEE	29148	Yes ☐ No ☒	Yes ☐ No ☐		Yes ☐ No ☐

2. Information on Other Service Providers Receiving Direct or Indirect Compensation. Except for those persons for whom you answered "Yes" to line 1a above, complete as many entries as needed to list each person receiving, directly or indirectly, $5,000 or more in total compensation (i.e., money or anything else of value) in connection with services rendered to the plan or their position with the plan during the plan year. (See instructions).

(a) Enter name and EIN or address (see instructions)

DENNIS, JAMEELA

51-6031295

(b) Service Code(s)	(c) Relationship to employer, employee organization, or person known to be a party-in-interest	(d) Enter direct compensation paid by the plan. If none, enter -0-.	(e) Did service provider receive indirect compensation? (sources other than plan or plan sponsor)	(f) Did indirect compensation include eligible indirect compensation, for which the plan received the required disclosures?	(g) Enter total indirect compensation received by service provider excluding eligible indirect compensation for which you answered "Yes" to element (f). If none, enter -0-.	(h) Did the service provider give you a formula instead of an amount or estimated amount?
30 50	EMPLOYEE	26956	Yes [ ] No [X]	Yes [ ] No [ ]		Yes [ ] No [ ]

(a) Enter name and EIN or address (see instructions)

KEUNG, MARIE

51-6031295

(b) Service Code(s)	(c) Relationship to employer, employee organization, or person known to be a party-in-interest	(d) Enter direct compensation paid by the plan. If none, enter -0-.	(e) Did service provider receive indirect compensation? (sources other than plan or plan sponsor)	(f) Did indirect compensation include eligible indirect compensation, for which the plan received the required disclosures?	(g) Enter total indirect compensation received by service provider excluding eligible indirect compensation for which you answered "Yes" to element (f). If none, enter -0-.	(h) Did the service provider give you a formula instead of an amount or estimated amount?
30 50	EMPLOYEE	25240	Yes [ ] No [X]	Yes [ ] No [ ]		Yes [ ] No [ ]

(a) Enter name and EIN or address (see instructions)

BANCO POPULAR DE P.R.

P O BOX 362708
SAN JUAN 00936-2708 PR

(b) Service Code(s)	(c) Relationship to employer, employee organization, or person known to be a party-in-interest	(d) Enter direct compensation paid by the plan. If none, enter -0-.	(e) Did service provider receive indirect compensation? (sources other than plan or plan sponsor)	(f) Did indirect compensation include eligible indirect compensation, for which the plan received the required disclosures?	(g) Enter total indirect compensation received by service provider excluding eligible indirect compensation for which you answered "Yes" to element (f). If none, enter -0-.	(h) Did the service provider give you a formula instead of an amount or estimated amount?
50 62 50 62	NONE	21345	Yes [X] No [ ]	Yes [X] No [ ]	0	Yes [ ] No [ ]

2. Information on Other Service Providers Receiving Direct or Indirect Compensation. Except for those persons for whom you answered "Yes" to line 1a above, complete as many entries as needed to list each person receiving, directly or indirectly, $5,000 or more in total compensation (i.e., money or anything else of value) in connection with services rendered to the plan or their position with the plan during the plan year. (See instructions).

(a) Enter name and EIN or address (see instructions)

COGENT

52-2192026

(b) Service Code(s)	(c) Relationship to employer, employee organization, or person known to be a party-in-interest	(d) Enter direct compensation paid by the plan. If none, enter -0-.	(e) Did service provider receive indirect compensation? (sources other than plan or plan sponsor)	(f) Did indirect compensation include eligible indirect compensation, for which the plan received the required disclosures?	(g) Enter total indirect compensation received by service provider excluding eligible indirect compensation for which you answered "Yes" to element (f). If none, enter -0-.	(h) Did the service provider give you a formula instead of an amount or estimated amount?
16 50	NONE	19800	Yes [ ] No [X]	Yes [ ] No [ ]		Yes [ ] No [ ]

(a) Enter name and EIN or address (see instructions)

CAPITOL IMAGING

52-2208083

(b) Service Code(s)	(c) Relationship to employer, employee organization, or person known to be a party-in-interest	(d) Enter direct compensation paid by the plan. If none, enter -0-.	(e) Did service provider receive indirect compensation? (sources other than plan or plan sponsor)	(f) Did indirect compensation include eligible indirect compensation, for which the plan received the required disclosures?	(g) Enter total indirect compensation received by service provider excluding eligible indirect compensation for which you answered "Yes" to element (f). If none, enter -0-.	(h) Did the service provider give you a formula instead of an amount or estimated amount?
36 50	NONE	16114	Yes [ ] No [X]	Yes [ ] No [ ]		Yes [ ] No [ ]

(a) Enter name and EIN or address (see instructions)

ZOHO CORPORATION

80-0722734

(b) Service Code(s)	(c) Relationship to employer, employee organization, or person known to be a party-in-interest	(d) Enter direct compensation paid by the plan. If none, enter -0-.	(e) Did service provider receive indirect compensation? (sources other than plan or plan sponsor)	(f) Did indirect compensation include eligible indirect compensation, for which the plan received the required disclosures?	(g) Enter total indirect compensation received by service provider excluding eligible indirect compensation for which you answered "Yes" to element (f). If none, enter -0-.	(h) Did the service provider give you a formula instead of an amount or estimated amount?
49 50	NONE	15804	Yes [ ] No [X]	Yes [ ] No [ ]		Yes [ ] No [ ]

2. Information on Other Service Providers Receiving Direct or Indirect Compensation. Except for those persons for whom you answered "Yes" to line 1a above, complete as many entries as needed to list each person receiving, directly or indirectly, $5,000 or more in total compensation (i.e., money or anything else of value) in connection with services rendered to the plan or their position with the plan during the plan year. (See instructions).

(a) Enter name and EIN or address (see instructions)

SEGAL MARCO ADVISORS (PROXY VOTING)

13-2646110

(b) Service Code(s)	(c) Relationship to employer, employee organization, or person known to be a party-in-interest	(d) Enter direct compensation paid by the plan. If none, enter -0-.	(e) Did service provider receive indirect compensation? (sources other than plan or plan sponsor)	(f) Did indirect compensation include eligible indirect compensation, for which the plan received the required disclosures?	(g) Enter total indirect compensation received by service provider excluding eligible indirect compensation for which you answered "Yes" to element (f). If none, enter -0-.	(h) Did the service provider give you a formula instead of an amount or estimated amount?
27 50	NONE	15000	Yes [ ] No [X]	Yes [ ] No [ ]		Yes [ ] No [ ]

(a) Enter name and EIN or address (see instructions)

UDEMY INC

27-1779864

(b) Service Code(s)	(c) Relationship to employer, employee organization, or person known to be a party-in-interest	(d) Enter direct compensation paid by the plan. If none, enter -0-.	(e) Did service provider receive indirect compensation? (sources other than plan or plan sponsor)	(f) Did indirect compensation include eligible indirect compensation, for which the plan received the required disclosures?	(g) Enter total indirect compensation received by service provider excluding eligible indirect compensation for which you answered "Yes" to element (f). If none, enter -0-.	(h) Did the service provider give you a formula instead of an amount or estimated amount?
49 50	NONE	13356	Yes [ ] No [X]	Yes [ ] No [ ]		Yes [ ] No [ ]

(a) Enter name and EIN or address (see instructions)

STANLEY AIGES, ARBITRATOR

22-2084234

(b) Service Code(s)	(c) Relationship to employer, employee organization, or person known to be a party-in-interest	(d) Enter direct compensation paid by the plan. If none, enter -0-.	(e) Did service provider receive indirect compensation? (sources other than plan or plan sponsor)	(f) Did indirect compensation include eligible indirect compensation, for which the plan received the required disclosures?	(g) Enter total indirect compensation received by service provider excluding eligible indirect compensation for which you answered "Yes" to element (f). If none, enter -0-.	(h) Did the service provider give you a formula instead of an amount or estimated amount?
29 50	NONE	13125	Yes [ ] No [X]	Yes [ ] No [ ]		Yes [ ] No [ ]

2. Information on Other Service Providers Receiving Direct or Indirect Compensation. Except for those persons for whom you answered "Yes" to line 1a above, complete as many entries as needed to list each person receiving, directly or indirectly, $5,000 or more in total compensation (i.e., money or anything else of value) in connection with services rendered to the plan or their position with the plan during the plan year. (See instructions).

(a) Enter name and EIN or address (see instructions)

DATAWATCH SYSTEMS INC

52-1587542

(b) Service Code(s)	(c) Relationship to employer, employee organization, or person known to be a party-in-interest	(d) Enter direct compensation paid by the plan. If none, enter -0-.	(e) Did service provider receive indirect compensation? (sources other than plan or plan sponsor)	(f) Did indirect compensation include eligible indirect compensation, for which the plan received the required disclosures?	(g) Enter total indirect compensation received by service provider excluding eligible indirect compensation for which you answered "Yes" to element (f). If none, enter -0-.	(h) Did the service provider give you a formula instead of an amount or estimated amount?
49 50	NONE	12276	Yes ☐ No ☒	Yes ☐ No ☐		Yes ☐ No ☐

(a) Enter name and EIN or address (see instructions)

RED COATS INC

53-0257871

(b) Service Code(s)	(c) Relationship to employer, employee organization, or person known to be a party-in-interest	(d) Enter direct compensation paid by the plan. If none, enter -0-.	(e) Did service provider receive indirect compensation? (sources other than plan or plan sponsor)	(f) Did indirect compensation include eligible indirect compensation, for which the plan received the required disclosures?	(g) Enter total indirect compensation received by service provider excluding eligible indirect compensation for which you answered "Yes" to element (f). If none, enter -0-.	(h) Did the service provider give you a formula instead of an amount or estimated amount?
49 50	NONE	11819	Yes ☐ No ☒	Yes ☐ No ☐		Yes ☐ No ☐

(a) Enter name and EIN or address (see instructions)

QUALITY ASSOCIATES INC

52-1482791

(b) Service Code(s)	(c) Relationship to employer, employee organization, or person known to be a party-in-interest	(d) Enter direct compensation paid by the plan. If none, enter -0-.	(e) Did service provider receive indirect compensation? (sources other than plan or plan sponsor)	(f) Did indirect compensation include eligible indirect compensation, for which the plan received the required disclosures?	(g) Enter total indirect compensation received by service provider excluding eligible indirect compensation for which you answered "Yes" to element (f). If none, enter -0-.	(h) Did the service provider give you a formula instead of an amount or estimated amount?
49 50	NONE	11020	Yes ☐ No ☒	Yes ☐ No ☐		Yes ☐ No ☐

2. Information on Other Service Providers Receiving Direct or Indirect Compensation. Except for those persons for whom you answered "Yes" to line 1a above, complete as many entries as needed to list each person receiving, directly or indirectly, $5,000 or more in total compensation (i.e., money or anything else of value) in connection with services rendered to the plan or their position with the plan during the plan year. (See instructions).

(a) Enter name and EIN or address (see instructions)

ANKURA CONSULTING GROUP LLC

47-2435218

(b) Service Code(s)	(c) Relationship to employer, employee organization, or person known to be a party-in-interest	(d) Enter direct compensation paid by the plan. If none, enter -0-.	(e) Did service provider receive indirect compensation? (sources other than plan or plan sponsor)	(f) Did indirect compensation include eligible indirect compensation, for which the plan received the required disclosures?	(g) Enter total indirect compensation received by service provider excluding eligible indirect compensation for which you answered "Yes" to element (f). If none, enter -0-.	(h) Did the service provider give you a formula instead of an amount or estimated amount?
16 50	NONE	10000	Yes ☐ No ☒	Yes ☐ No ☐		Yes ☐ No ☐

(a) Enter name and EIN or address (see instructions)

AMERICAN MANAGEMENT ASSOCIATION

23-7259445

(b) Service Code(s)	(c) Relationship to employer, employee organization, or person known to be a party-in-interest	(d) Enter direct compensation paid by the plan. If none, enter -0-.	(e) Did service provider receive indirect compensation? (sources other than plan or plan sponsor)	(f) Did indirect compensation include eligible indirect compensation, for which the plan received the required disclosures?	(g) Enter total indirect compensation received by service provider excluding eligible indirect compensation for which you answered "Yes" to element (f). If none, enter -0-.	(h) Did the service provider give you a formula instead of an amount or estimated amount?
49 50	NONE	9495	Yes ☐ No ☒	Yes ☐ No ☐		Yes ☐ No ☐

(a) Enter name and EIN or address (see instructions)

AVITECTURE, INC.

51-0246824

(b) Service Code(s)	(c) Relationship to employer, employee organization, or person known to be a party-in-interest	(d) Enter direct compensation paid by the plan. If none, enter -0-.	(e) Did service provider receive indirect compensation? (sources other than plan or plan sponsor)	(f) Did indirect compensation include eligible indirect compensation, for which the plan received the required disclosures?	(g) Enter total indirect compensation received by service provider excluding eligible indirect compensation for which you answered "Yes" to element (f). If none, enter -0-.	(h) Did the service provider give you a formula instead of an amount or estimated amount?
49 50	NONE	9264	Yes ☐ No ☒	Yes ☐ No ☐		Yes ☐ No ☐

2. Information on Other Service Providers Receiving Direct or Indirect Compensation. Except for those persons for whom you answered "Yes" to line 1a above, complete as many entries as needed to list each person receiving, directly or indirectly, $5,000 or more in total compensation (i.e., money or anything else of value) in connection with services rendered to the plan or their position with the plan during the plan year. (See instructions).

(a) Enter name and EIN or address (see instructions)

NATIONAL INSTITUTE ON RETIREMENT SE

20-8705822

(b) Service Code(s)	(c) Relationship to employer, employee organization, or person known to be a party-in-interest	(d) Enter direct compensation paid by the plan. If none, enter -0-.	(e) Did service provider receive indirect compensation? (sources other than plan or plan sponsor)	(f) Did indirect compensation include eligible indirect compensation, for which the plan received the required disclosures?	(g) Enter total indirect compensation received by service provider excluding eligible indirect compensation for which you answered "Yes" to element (f). If none, enter -0-.	(h) Did the service provider give you a formula instead of an amount or estimated amount?
49 50	NONE	8800	Yes ☐ No ☒	Yes ☐ No ☐		Yes ☐ No ☐

(a) Enter name and EIN or address (see instructions)

PRICE MODERN

30-0028117

(b) Service Code(s)	(c) Relationship to employer, employee organization, or person known to be a party-in-interest	(d) Enter direct compensation paid by the plan. If none, enter -0-.	(e) Did service provider receive indirect compensation? (sources other than plan or plan sponsor)	(f) Did indirect compensation include eligible indirect compensation, for which the plan received the required disclosures?	(g) Enter total indirect compensation received by service provider excluding eligible indirect compensation for which you answered "Yes" to element (f). If none, enter -0-.	(h) Did the service provider give you a formula instead of an amount or estimated amount?
49 50	NONE	7765	Yes ☐ No ☒	Yes ☐ No ☐		Yes ☐ No ☐

(a) Enter name and EIN or address (see instructions)

LEXISNEXIS RISK SOLUTIONS

65-0852445

(b) Service Code(s)	(c) Relationship to employer, employee organization, or person known to be a party-in-interest	(d) Enter direct compensation paid by the plan. If none, enter -0-.	(e) Did service provider receive indirect compensation? (sources other than plan or plan sponsor)	(f) Did indirect compensation include eligible indirect compensation, for which the plan received the required disclosures?	(g) Enter total indirect compensation received by service provider excluding eligible indirect compensation for which you answered "Yes" to element (f). If none, enter -0-.	(h) Did the service provider give you a formula instead of an amount or estimated amount?
49 50	NONE	7686	Yes ☐ No ☒	Yes ☐ No ☐		Yes ☐ No ☐

2. Information on Other Service Providers Receiving Direct or Indirect Compensation. Except for those persons for whom you answered "Yes" to line 1a above, complete as many entries as needed to list each person receiving, directly or indirectly, $5,000 or more in total compensation (i.e., money or anything else of value) in connection with services rendered to the plan or their position with the plan during the plan year. (See instructions).

(a) Enter name and EIN or address (see instructions)

UNITED BUSINESS TECHNOLOGIES

54-1062133

(b) Service Code(s)	(c) Relationship to employer, employee organization, or person known to be a party-in-interest	(d) Enter direct compensation paid by the plan. If none, enter -0-.	(e) Did service provider receive indirect compensation? (sources other than plan or plan sponsor)	(f) Did indirect compensation include eligible indirect compensation, for which the plan received the required disclosures?	(g) Enter total indirect compensation received by service provider excluding eligible indirect compensation for which you answered "Yes" to element (f). If none, enter -0-.	(h) Did the service provider give you a formula instead of an amount or estimated amount?
49 50	NONE	6316	Yes ☐ No ☒	Yes ☐ No ☐		Yes ☐ No ☐

(a) Enter name and EIN or address (see instructions)

HIRERIGHT LLC

47-4901546

(b) Service Code(s)	(c) Relationship to employer, employee organization, or person known to be a party-in-interest	(d) Enter direct compensation paid by the plan. If none, enter -0-.	(e) Did service provider receive indirect compensation? (sources other than plan or plan sponsor)	(f) Did indirect compensation include eligible indirect compensation, for which the plan received the required disclosures?	(g) Enter total indirect compensation received by service provider excluding eligible indirect compensation for which you answered "Yes" to element (f). If none, enter -0-.	(h) Did the service provider give you a formula instead of an amount or estimated amount?
49 50	NONE	5950	Yes ☐ No ☒	Yes ☐ No ☐		Yes ☐ No ☐

(a) Enter name and EIN or address (see instructions)

(b) Service Code(s)	(c) Relationship to employer, employee organization, or person known to be a party-in-interest	(d) Enter direct compensation paid by the plan. If none, enter -0-.	(e) Did service provider receive indirect compensation? (sources other than plan or plan sponsor)	(f) Did indirect compensation include eligible indirect compensation, for which the plan received the required disclosures?	(g) Enter total indirect compensation received by service provider excluding eligible indirect compensation for which you answered "Yes" to element (f). If none, enter -0-.	(h) Did the service provider give you a formula instead of an amount or estimated amount?
			Yes ☐ No ☐	Yes ☐ No ☐		Yes ☐ No ☐

Part I Service Provider Information (continued)

3. If you reported on line 2 receipt of indirect compensation, other than eligible indirect compensation, by a service provider, and the service provider is a fiduciary or provides contract administrator, consulting, custodial, investment advisory, investment management, broker, or recordkeeping services, answer the following questions for (a) each source from whom the service provider received $1,000 or more in indirect compensation and (b) each source for whom the service provider gave you a formula used to determine the indirect compensation instead of an amount or estimated amount of the indirect compensation. Complete as many entries as needed to report the required information for each source.

(a) Enter service provider name as it appears on line 2	**(b)** Service Codes (see instructions)	**(c)** Enter amount of indirect compensation
(d) Enter name and EIN (address) of source of indirect compensation	**(e)** Describe the indirect compensation, including any formula used to determine the service provider's eligibility for or the amount of the indirect compensation.	

(a) Enter service provider name as it appears on line 2	**(b)** Service Codes (see instructions)	**(c)** Enter amount of indirect compensation
(d) Enter name and EIN (address) of source of indirect compensation	**(e)** Describe the indirect compensation, including any formula used to determine the service provider's eligibility for or the amount of the indirect compensation.	

(a) Enter service provider name as it appears on line 2	**(b)** Service Codes (see instructions)	**(c)** Enter amount of indirect compensation
(d) Enter name and EIN (address) of source of indirect compensation	**(e)** Describe the indirect compensation, including any formula used to determine the service provider's eligibility for or the amount of the indirect compensation.	

Part II Service Providers Who Fail or Refuse to Provide Information

4 Provide, to the extent possible, the following information for each service provider who failed or refused to provide the information necessary to complete this Schedule.

(a) Enter name and EIN or address of service provider (see instructions)	**(b)** Nature of Service Code(s)	**(c)** Describe the information that the service provider failed or refused to provide

(a) Enter name and EIN or address of service provider (see instructions)	**(b)** Nature of Service Code(s)	**(c)** Describe the information that the service provider failed or refused to provide

(a) Enter name and EIN or address of service provider (see instructions)	**(b)** Nature of Service Code(s)	**(c)** Describe the information that the service provider failed or refused to provide

(a) Enter name and EIN or address of service provider (see instructions)	**(b)** Nature of Service Code(s)	**(c)** Describe the information that the service provider failed or refused to provide

(a) Enter name and EIN or address of service provider (see instructions)	**(b)** Nature of Service Code(s)	**(c)** Describe the information that the service provider failed or refused to provide

(a) Enter name and EIN or address of service provider (see instructions)	**(b)** Nature of Service Code(s)	**(c)** Describe the information that the service provider failed or refused to provide

Part III	**Termination Information on Accountants and Enrolled Actuaries (see instructions)** (complete as many entries as needed)

a Name:

b EIN:

c Position:

d Address:

e Telephone:

Explanation:

a Name:

b EIN:

c Position:

d Address:

e Telephone:

Explanation:

a Name:

b EIN:

c Position:

d Address:

e Telephone:

Explanation:

a Name:

b EIN:

c Position:

d Address:

e Telephone:

Explanation:

a Name:

b EIN:

c Position:

d Address:

e Telephone:

Explanation:

SCHEDULE D (Form 5500)

Department of the Treasury
Internal Revenue Service

Department of Labor
Employee Benefits Security Administration

DFE/Participating Plan Information

This schedule is required to be filed under section 104 of the Employee Retirement Income Security Act of 1974 (ERISA).

▶ **File as an attachment to Form 5500.**

OMB No. 1210-0110

2021

This Form is Open to Public Inspection.

For calendar plan year 2021 or fiscal plan year beginning 01/01/2021 and ending 12/31/2021

A Name of plan
IAM NATIONAL PENSION FUND

B Three-digit plan number (PN) ▶ 002

C Plan or DFE sponsor's name as shown on line 2a of Form 5500
BOARD OF TRUSTEES OF THE I.A.M. NATIONAL PENSION FUND

D Employer Identification Number (EIN)
51-6031295

Part I **Information on interests in MTIAs, CCTs, PSAs, and 103-12 IEs (to be completed by plans and DFEs)**
(Complete as many entries as needed to report all interests in DFEs)

a Name of MTIA, CCT, PSA, or 103-12 IE: ACADIAN EMERGING MARKETS EQUITY FD

b Name of sponsor of entity listed in (a): OLD MUTUAL (US) TRUST INVESTMENT FUNDS LLC

c EIN-PN	**d** Entity code	**e** Dollar value of interest in MTIA, CCT, PSA, or 103-12 IE at end of year (see instructions)
20-0166430-002	C	380303296

a Name of MTIA, CCT, PSA, or 103-12 IE: PRINCIPAL U.S. PROPERTY ACCOUNT

b Name of sponsor of entity listed in (a): PRINCIPAL LIFE INSURANCE

c EIN-PN	**d** Entity code	**e** Dollar value of interest in MTIA, CCT, PSA, or 103-12 IE at end of year (see instructions)
42-0127290-027	C	278971242

a Name of MTIA, CCT, PSA, or 103-12 IE: SSGA LONG U.S. TREASURY INDEX NL FD

b Name of sponsor of entity listed in (a): STATE STREET BANK & TRUST COMPANY

c EIN-PN	**d** Entity code	**e** Dollar value of interest in MTIA, CCT, PSA, or 103-12 IE at end of year (see instructions)
04-0025081-479	C	895608670

a Name of MTIA, CCT, PSA, or 103-12 IE: SSGA MSCI EAFE INDEX NL FD

b Name of sponsor of entity listed in (a): STATE STREET BANK & TRUST COMPANY

c EIN-PN	**d** Entity code	**e** Dollar value of interest in MTIA, CCT, PSA, or 103-12 IE at end of year (see instructions)
04-0025081-241	C	1357258974

a Name of MTIA, CCT, PSA, or 103-12 IE: SSGA S&P 500 FLAGSHIP NL FD

b Name of sponsor of entity listed in (a): STATE STREET BANK & TRUST COMPANY

c EIN-PN	**d** Entity code	**e** Dollar value of interest in MTIA, CCT, PSA, or 103-12 IE at end of year (see instructions)
04-0025081-004	C	1736741001

a Name of MTIA, CCT, PSA, or 103-12 IE: SSGA 1-3 YEAR U.S. AGENCY IDX NL FD

b Name of sponsor of entity listed in (a): STATE STREET BANK & TRUST COMPANY

c EIN-PN	**d** Entity code	**e** Dollar value of interest in MTIA, CCT, PSA, or 103-12 IE at end of year (see instructions)
04-0025081-474	C	33511306

a Name of MTIA, CCT, PSA, or 103-12 IE: SSGA 1-3 YEAR U.S. CREDIT IDX NL FD

b Name of sponsor of entity listed in (a): STATE STREET BANK & TRUST COMPANY

c EIN-PN	**d** Entity code	**e** Dollar value of interest in MTIA, CCT, PSA, or 103-12 IE at end of year (see instructions)
04-0025081-445	C	33510317

a Name of MTIA, CCT, PSA, or 103-12 IE: SSGA 1-3 YEAR U.S. TREAS IDX NL FD

b Name of sponsor of entity listed in (a): STATE STREET BANK & TRUST COMPANY

c EIN-PN 04-0025081-476	**d** Entity code C	**e** Dollar value of interest in MTIA, CCT, PSA, or 103-12 IE at end of year (see instructions) 33509385

a Name of MTIA, CCT, PSA, or 103-12 IE: SSGA U.S. TIPS INDEX LENDING FUND

b Name of sponsor of entity listed in (a): STATE STREET BANK & TRUST COMPANY

c EIN-PN 90-0337987-103	**d** Entity code C	**e** Dollar value of interest in MTIA, CCT, PSA, or 103-12 IE at end of year (see instructions) 50291765

a Name of MTIA, CCT, PSA, or 103-12 IE: T. ROWE PRICE EMERGING MKT EQ TRUST

b Name of sponsor of entity listed in (a): T. ROWE PRICE TRUST COMPANY

c EIN-PN 52-1309931-006	**d** Entity code C	**e** Dollar value of interest in MTIA, CCT, PSA, or 103-12 IE at end of year (see instructions) 285205021

a Name of MTIA, CCT, PSA, or 103-12 IE: BNYM MELLON DB SL EMERGING MARKETS

b Name of sponsor of entity listed in (a): BNY MELLON

c EIN-PN 25-1442864-000	**d** Entity code C	**e** Dollar value of interest in MTIA, CCT, PSA, or 103-12 IE at end of year (see instructions) 80129207

a Name of MTIA, CCT, PSA, or 103-12 IE:

b Name of sponsor of entity listed in (a):

c EIN-PN	**d** Entity code	**e** Dollar value of interest in MTIA, CCT, PSA, or 103-12 IE at end of year (see instructions)

a Name of MTIA, CCT, PSA, or 103-12 IE:

b Name of sponsor of entity listed in (a):

c EIN-PN	**d** Entity code	**e** Dollar value of interest in MTIA, CCT, PSA, or 103-12 IE at end of year (see instructions)

a Name of MTIA, CCT, PSA, or 103-12 IE:

b Name of sponsor of entity listed in (a):

c EIN-PN	**d** Entity code	**e** Dollar value of interest in MTIA, CCT, PSA, or 103-12 IE at end of year (see instructions)

a Name of MTIA, CCT, PSA, or 103-12 IE:

b Name of sponsor of entity listed in (a):

c EIN-PN	**d** Entity code	**e** Dollar value of interest in MTIA, CCT, PSA, or 103-12 IE at end of year (see instructions)

a Name of MTIA, CCT, PSA, or 103-12 IE:

b Name of sponsor of entity listed in (a):

c EIN-PN	**d** Entity code	**e** Dollar value of interest in MTIA, CCT, PSA, or 103-12 IE at end of year (see instructions)

a Name of MTIA, CCT, PSA, or 103-12 IE:

b Name of sponsor of entity listed in (a):

c EIN-PN	**d** Entity code	**e** Dollar value of interest in MTIA, CCT, PSA, or 103-12 IE at end of year (see instructions)

Part II **Information on Participating Plans (to be completed by DFEs)**
(Complete as many entries as needed to report all participating plans)

a Plan name	
b Name of plan sponsor	**c** EIN-PN
a Plan name	
b Name of plan sponsor	**c** EIN-PN
a Plan name	
b Name of plan sponsor	**c** EIN-PN
a Plan name	
b Name of plan sponsor	**c** EIN-PN
a Plan name	
b Name of plan sponsor	**c** EIN-PN
a Plan name	
b Name of plan sponsor	**c** EIN-PN
a Plan name	
b Name of plan sponsor	**c** EIN-PN
a Plan name	
b Name of plan sponsor	**c** EIN-PN
a Plan name	
b Name of plan sponsor	**c** EIN-PN
a Plan name	
b Name of plan sponsor	**c** EIN-PN
a Plan name	
b Name of plan sponsor	**c** EIN-PN
a Plan name	
b Name of plan sponsor	**c** EIN-PN
a Plan name	
b Name of plan sponsor	**c** EIN-PN

SCHEDULE H (Form 5500)

Department of the Treasury
Internal Revenue Service

Department of Labor
Employee Benefits Security Administration

Pension Benefit Guaranty Corporation

Financial Information

This schedule is required to be filed under section 104 of the Employee Retirement Income Security Act of 1974 (ERISA), and section 6058(a) of the Internal Revenue Code (the Code).

▶ **File as an attachment to Form 5500.**

OMB No. 1210-0110

2021

This Form is Open to Public Inspection

For calendar plan year 2021 or fiscal plan year beginning 01/01/2021 and ending 12/31/2021

A Name of plan
IAM NATIONAL PENSION FUND

B Three-digit plan number (PN) ▶ 002

C Plan sponsor's name as shown on line 2a of Form 5500
BOARD OF TRUSTEES OF THE I.A.M. NATIONAL PENSION FUND

D Employer Identification Number (EIN)
51-6031295

Part I Asset and Liability Statement

1 Current value of plan assets and liabilities at the beginning and end of the plan year. Combine the value of plan assets held in more than one trust. Report the value of the plan's interest in a commingled fund containing the assets of more than one plan on a line-by-line basis unless the value is reportable on lines 1c(9) through 1c(14). Do not enter the value of that portion of an insurance contract which guarantees, during this plan year, to pay a specific dollar benefit at a future date. **Round off amounts to the nearest dollar.** MTIAs, CCTs, PSAs, and 103-12 IEs do not complete lines 1b(1), 1b(2), 1c(8), 1g, 1h, and 1i. CCTs, PSAs, and 103-12 IEs also do not complete lines 1d and 1e. See instructions.

Assets		(a) Beginning of Year	(b) End of Year
a Total noninterest-bearing cash	1a	15075212	40796829
b Receivables (less allowance for doubtful accounts):			
(1) Employer contributions	1b(1)	45296252	52717780
(2) Participant contributions	1b(2)		
(3) Other	1b(3)	408806986	350850721
c General investments:			
(1) Interest-bearing cash (include money market accounts & certificates of deposit)	1c(1)	216463633	311490239
(2) U.S. Government securities	1c(2)	680616982	552166933
(3) Corporate debt instruments (other than employer securities):			
(A) Preferred	1c(3)(A)		
(B) All other	1c(3)(B)	2159609731	1850455777
(4) Corporate stocks (other than employer securities):			
(A) Preferred	1c(4)(A)	5911242	6555460
(B) Common	1c(4)(B)	1514561580	1670848610
(5) Partnership/joint venture interests	1c(5)	4798955374	5553623458
(6) Real estate (other than employer real property)	1c(6)		
(7) Loans (other than to participants)	1c(7)		
(8) Participant loans	1c(8)		
(9) Value of interest in common/collective trusts	1c(9)	4620266822	5148040184
(10) Value of interest in pooled separate accounts	1c(10)		
(11) Value of interest in master trust investment accounts	1c(11)		
(12) Value of interest in 103-12 investment entities	1c(12)		
(13) Value of interest in registered investment companies (e.g., mutual funds)	1c(13)	93473	
(14) Value of funds held in insurance company general account (unallocated contracts)	1c(14)		
(15) Other	1c(15)	327767813	250106709

			(a) Beginning of Year	**(b)** End of Year
1d	Employer-related investments:			
	(1) Employer securities	1d(1)		
	(2) Employer real property	1d(2)		
e	Buildings and other property used in plan operation	1e	58191872	62731424
f	Total assets (add all amounts in lines 1a through 1e)	1f	14851616972	15850384124
	Liabilities			
g	Benefit claims payable	1g		
h	Operating payables	1h	9066524	14591669
i	Acquisition indebtedness	1i		
j	Other liabilities	1j	669373354	313359792
k	Total liabilities (add all amounts in lines 1g through1j)	1k	678439878	327951461
	Net Assets			
l	Net assets (subtract line 1k from line 1f)	1l	14173177094	15522432663

Part II Income and Expense Statement

2 Plan income, expenses, and changes in net assets for the year. Include all income and expenses of the plan, including any trust(s) or separately maintained fund(s) and any payments/receipts to/from insurance carriers. Round off amounts to the nearest dollar. MTIAs, CCTs, PSAs, and 103-12 IEs do not complete lines 2a, 2b(1)(E), 2e, 2f, and 2g.

	Income		**(a)** Amount	**(b)** Total
a	**Contributions:**			
	(1) Received or receivable in cash from: **(A)** Employers	2a(1)(A)	507162457	
	(B) Participants	2a(1)(B)		
	(C) Others (including rollovers)	2a(1)(C)	67991124	
	(2) Noncash contributions	2a(2)		
	(3) Total contributions. Add lines **2a(1)(A), (B), (C),** and line **2a(2)**	2a(3)		575153581
b	**Earnings on investments:**			
	(1) Interest:			
	(A) Interest-bearing cash (including money market accounts and certificates of deposit)	2b(1)(A)	28359	
	(B) U.S. Government securities	2b(1)(B)	8486216	
	(C) Corporate debt instruments	2b(1)(C)	75695993	
	(D) Loans (other than to participants)	2b(1)(D)		
	(E) Participant loans	2b(1)(E)		
	(F) Other	2b(1)(F)	131565973	
	(G) Total interest. Add lines **2b(1)(A)** through **(F)**	2b(1)(G)		215776541
	(2) Dividends: **(A)** Preferred stock	2b(2)(A)	199037	
	(B) Common stock	2b(2)(B)	30552416	
	(C) Registered investment company shares (e.g. mutual funds)	2b(2)(C)		
	(D) Total dividends. Add lines **2b(2)(A)**, **(B)**, and **(C)**	2b(2)(D)		30751453
	(3) Rents	2b(3)		
	(4) Net gain (loss) on sale of assets: **(A)** Aggregate proceeds	2b(4)(A)	6482951951	
	(B) Aggregate carrying amount (see instructions)	2b(4)(B)	5813767832	
	(C) Subtract line **2b(4)(B)** from line **2b(4)(A)** and enter result	2b(4)(C)		669184119
	(5) Unrealized appreciation (depreciation) of assets: **(A)** Real estate	2b(5)(A)		
	(B) Other	2b(5)(B)	405965163	
	(C) Total unrealized appreciation of assets. Add lines **2b(5)(A)** and **(B)**	2b(5)(C)		405965163

		(a) Amount	(b) Total
(6) Net investment gain (loss) from common/collective trusts	2b(6)		477450455
(7) Net investment gain (loss) from pooled separate accounts	2b(7)		
(8) Net investment gain (loss) from master trust investment accounts	2b(8)		
(9) Net investment gain (loss) from 103-12 investment entities	2b(9)		
(10) Net investment gain (loss) from registered investment companies (e.g., mutual funds)	2b(10)		1541
c Other income	2c		1785
d Total income. Add all **income** amounts in column (b) and enter total	2d		2374284638
Expenses			
e Benefit payment and payments to provide benefits:			
(1) Directly to participants or beneficiaries, including direct rollovers	2e(1)	944603550	
(2) To insurance carriers for the provision of benefits	2e(2)		
(3) Other	2e(3)		
(4) Total benefit payments. Add lines **2e(1)** through **(3)**	2e(4)		944603550
f Corrective distributions (see instructions)	2f		
g Certain deemed distributions of participant loans (see instructions)	2g		
h Interest expense	2h		
i Administrative expenses: **(1)** Professional fees	2i(1)	3976415	
(2) Contract administrator fees	2i(2)		
(3) Investment advisory and management fees	2i(3)	39378284	
(4) Other	2i(4)	37070820	
(5) Total administrative expenses. Add lines **2i(1)** through **(4)**	2i(5)		80425519
j Total expenses. Add all **expense** amounts in column (b) and enter total	2j		1025029069
Net Income and Reconciliation			
k Net income (loss). Subtract line **2j** from line **2d**	2k		1349255569
l Transfers of assets:			
(1) To this plan	2l(1)		
(2) From this plan	2l(2)		

Part III Accountant's Opinion

3 Complete lines 3a through 3c if the opinion of an independent qualified public accountant is attached to this Form 5500. Complete line 3d if an opinion is not attached.

a The attached opinion of an independent qualified public accountant for this plan is (see instructions):

(1) [X] Unmodified **(2)** [ ] Qualified **(3)** [ ] Disclaimer **(4)** [ ] Adverse

b Check the appropriate box(es) to indicate whether the IQPA performed an ERISA section 103(a)(3)(C) audit. Check both boxes (1) and (2) if the audit was performed pursuant to both 29 CFR 2520.103-8 and 29 CFR 2520.103-12(d). Check box (3) if pursuant to neither.

(1) [ ] DOL Regulation 2520.103-8 **(2)** [ ] DOL Regulation 2520.103-12(d) **(3)** [X] neither DOL Regulation 2520.103-8 nor DOL Regulation 2520.103-12(d).

c Enter the name and EIN of the accountant (or accounting firm) below:

(1) Name: NOVAK FRANCELLA LLC **(2)** EIN: 61-1436956

d The opinion of an independent qualified public accountant is **not attached** because:

(1) [ ] This form is filed for a CCT, PSA, or MTIA. **(2)** [ ] It will be attached to the next Form 5500 pursuant to 29 CFR 2520.104-50.

Part IV Compliance Questions

4 CCTs and PSAs do not complete Part IV. MTIAs, 103-12 IEs, and GIAs do not complete lines 4a, 4e, 4f, 4g, 4h, 4k, 4m, 4n, or 5. 103-12 IEs also do not complete lines 4j and 4l. MTIAs also do not complete line 4l.

During the plan year:

		Yes	No	Amount
a Was there a failure to transmit to the plan any participant contributions within the time period described in 29 CFR 2510.3-102? Continue to answer "Yes" for any prior year failures until fully corrected. (See instructions and DOL's Voluntary Fiduciary Correction Program.)	4a		X	

			Yes	No	Amount
b	Were any loans by the plan or fixed income obligations due the plan in default as of the close of the plan year or classified during the year as uncollectible? Disregard participant loans secured by participant's account balance. (Attach Schedule G (Form 5500) Part I if "Yes" is checked.)	**4b**		X	
c	Were any leases to which the plan was a party in default or classified during the year as uncollectible? (Attach Schedule G (Form 5500) Part II if "Yes" is checked.)	**4c**		X	
d	Were there any nonexempt transactions with any party-in-interest? (Do not include transactions reported on line 4a. Attach Schedule G (Form 5500) Part III if "Yes" is checked.)	**4d**		X	
e	Was this plan covered by a fidelity bond?	**4e**	X		5000000
f	Did the plan have a loss, whether or not reimbursed by the plan's fidelity bond, that was caused by fraud or dishonesty?	**4f**		X	
g	Did the plan hold any assets whose current value was neither readily determinable on an established market nor set by an independent third party appraiser?	**4g**	X		5553623458
h	Did the plan receive any noncash contributions whose value was neither readily determinable on an established market nor set by an independent third party appraiser?	**4h**		X	
i	Did the plan have assets held for investment? (Attach schedule(s) of assets if "Yes" is checked, and see instructions for format requirements.)	**4i**	X		
j	Were any plan transactions or series of transactions in excess of 5% of the current value of plan assets? (Attach schedule of transactions if "Yes" is checked and see instructions for format requirements.)	**4j**	X		
k	Were all the plan assets either distributed to participants or beneficiaries, transferred to another plan, or brought under the control of the PBGC?	**4k**		X	
l	Has the plan failed to provide any benefit when due under the plan?	**4l**		X	
m	If this is an individual account plan, was there a blackout period? (See instructions and 29 CFR 2520.101-3.)	**4m**		X	
n	If 4m was answered "Yes," check the "Yes" box if you either provided the required notice or one of the exceptions to providing the notice applied under 29 CFR 2520.101-3	**4n**		X	

5a Has a resolution to terminate the plan been adopted during the plan year or any prior plan year? ☐ Yes ☒ No

If "Yes," enter the amount of any plan assets that reverted to the employer this year _____.

5b If, during this plan year, any assets or liabilities were transferred from this plan to another plan(s), identify the plan(s) to which assets or liabilities were transferred. (See instructions.)

5b(1) Name of plan(s)	**5b(2)** EIN(s)	**5b(3)** PN(s)

5c Was the plan a defined benefit plan covered under the PBGC insurance program at any time during this plan year? (See ERISA section 4021 and instructions.) ☒ Yes ☐ No ☐ Not determined

If "Yes" is checked, enter the My PAA confirmation number from the PBGC premium filing for this plan year 445748.

SCHEDULE R (Form 5500)

Department of the Treasury
Internal Revenue Service

Department of Labor
Employee Benefits Security Administration

Pension Benefit Guaranty Corporation

Retirement Plan Information

This schedule is required to be filed under sections 104 and 4065 of the Employee Retirement Income Security Act of 1974 (ERISA) and section 6058(a) of the Internal Revenue Code (the Code).

▶ **File as an attachment to Form 5500.**

OMB No. 1210-0110

2021

This Form is Open to Public Inspection.

For calendar plan year 2021 or fiscal plan year beginning 01/01/2021 and ending 12/31/2021

A Name of plan
IAM NATIONAL PENSION FUND

B Three-digit plan number (PN) ▶ 002

C Plan sponsor's name as shown on line 2a of Form 5500
BOARD OF TRUSTEES OF THE I.A.M. NATIONAL PENSION FUND

D Employer Identification Number (EIN)
51-6031295

Part I Distributions

All references to distributions relate only to payments of benefits during the plan year.

1 Total value of distributions paid in property other than in cash or the forms of property specified in the instructions ..... | **1** |

2 Enter the EIN(s) of payor(s) who paid benefits on behalf of the plan to participants or beneficiaries during the year (if more than two, enter EINs of the two payors who paid the greatest dollar amounts of benefits):

EIN(s): 51-6031295

Profit-sharing plans, ESOPs, and stock bonus plans, skip line 3.

3 Number of participants (living or deceased) whose benefits were distributed in a single sum, during the plan year ..... | **3** | 92

Part II Funding Information (If the plan is not subject to the minimum funding requirements of section 412 of the Internal Revenue Code or ERISA section 302, skip this Part.)

4 Is the plan administrator making an election under Code section 412(d)(2) or ERISA section 302(d)(2)? ..... ☐ **Yes** ☒ **No** ☐ **N/A**

If the plan is a defined benefit plan, go to line 8.

5 If a waiver of the minimum funding standard for a prior year is being amortized in this plan year, see instructions and enter the date of the ruling letter granting the waiver. **Date:** Month _____ Day _____ Year _____

If you completed line 5, complete lines 3, 9, and 10 of Schedule MB and do not complete the remainder of this schedule.

6 **a** Enter the minimum required contribution for this plan year (include any prior year accumulated funding deficiency not waived) ..... | **6a** |

b Enter the amount contributed by the employer to the plan for this plan year ..... | **6b** |

c Subtract the amount in line 6b from the amount in line 6a. Enter the result (enter a minus sign to the left of a negative amount) ..... | **6c** |

If you completed line 6c, skip lines 8 and 9.

7 Will the minimum funding amount reported on line 6c be met by the funding deadline? ..... ☐ **Yes** ☐ **No** ☐ **N/A**

8 If a change in actuarial cost method was made for this plan year pursuant to a revenue procedure or other authority providing automatic approval for the change or a class ruling letter, does the plan sponsor or plan administrator agree with the change? ..... ☐ **Yes** ☐ **No** ☒ **N/A**

Part III Amendments

9 If this is a defined benefit pension plan, were any amendments adopted during this plan year that increased or decreased the value of benefits? If yes, check the appropriate box. If no, check the "No" box. ..... ☐ **Increase** ☐ **Decrease** ☐ **Both** ☒ **No**

Part IV ESOPs (see instructions). If this is not a plan described under section 409(a) or 4975(e)(7) of the Internal Revenue Code, skip this Part.

10 Were unallocated employer securities or proceeds from the sale of unallocated securities used to repay any exempt loan? ..... ☐ **Yes** ☐ **No**

11 **a** Does the ESOP hold any preferred stock? ..... ☐ **Yes** ☐ **No**

b If the ESOP has an outstanding exempt loan with the employer as lender, is such loan part of a "back-to-back" loan? (See instructions for definition of "back-to-back" loan.) ..... ☐ **Yes** ☐ **No**

12 Does the ESOP hold any stock that is not readily tradable on an established securities market? ..... ☐ **Yes** ☐ **No**

Part V Additional Information for Multiemployer Defined Benefit Pension Plans

13 Enter the following information for each employer that contributed more than 5% of total contributions to the plan during the plan year (measured in dollars). See instructions. *Complete as many entries as needed to report all applicable employers.*

a Name of contributing employer UNITED AIRLINES INC

b EIN 74-2099724 **c** Dollar amount contributed by employer 54584438

d Date collective bargaining agreement expires *(If employer contributes under more than one collective bargaining agreement, check box* [X] *and see instructions regarding required attachment. Otherwise, enter the applicable date.)* Month 12 Day 31 Year 2021

e Contribution rate information *(If more than one rate applies, check this box* [X] *and see instructions regarding required attachment. Otherwise, complete lines 13e(1) and 13e(2).)*
(1) Contribution rate (in dollars and cents) _____
(2) Base unit measure: [ ] Hourly [ ] Weekly [ ] Unit of production [ ] Other (specify):

a Name of contributing employer UNITED PARCEL SERVICE INC

b EIN 36-2407381 **c** Dollar amount contributed by employer 43983356

d Date collective bargaining agreement expires *(If employer contributes under more than one collective bargaining agreement, check box* [X] *and see instructions regarding required attachment. Otherwise, enter the applicable date.)* Month 07 Day 31 Year 2024

e Contribution rate information *(If more than one rate applies, check this box* [X] *and see instructions regarding required attachment. Otherwise, complete lines 13e(1) and 13e(2).)*
(1) Contribution rate (in dollars and cents) _____
(2) Base unit measure: [ ] Hourly [ ] Weekly [ ] Unit of production [ ] Other (specify): _____

a Name of contributing employer M1 SUPPORT SERVICES, LP

b EIN 20-0288988 **c** Dollar amount contributed by employer 33597693

d Date collective bargaining agreement expires *(If employer contributes under more than one collective bargaining agreement, check box* [X] *and see instructions regarding required attachment. Otherwise, enter the applicable date.)* Month 03 Day 31 Year 2024

e Contribution rate information *(If more than one rate applies, check this box* [X] *and see instructions regarding required attachment. Otherwise, complete lines 13e(1) and 13e(2).)*
(1) Contribution rate (in dollars and cents) _____
(2) Base unit measure: [ ] Hourly [ ] Weekly [ ] Unit of production [ ] Other (specify): _____

a Name of contributing employer

b EIN **c** Dollar amount contributed by employer

d Date collective bargaining agreement expires *(If employer contributes under more than one collective bargaining agreement, check box* [ ] *and see instructions regarding required attachment. Otherwise, enter the applicable date.)* Month _____ Day _____ Year _____

e Contribution rate information *(If more than one rate applies, check this box* [ ] *and see instructions regarding required attachment. Otherwise, complete lines 13e(1) and 13e(2).)*
(1) Contribution rate (in dollars and cents) _____
(2) Base unit measure: [ ] Hourly [ ] Weekly [ ] Unit of production [ ] Other (specify): _____

a Name of contributing employer

b EIN **c** Dollar amount contributed by employer

d Date collective bargaining agreement expires *(If employer contributes under more than one collective bargaining agreement, check box* [ ] *and see instructions regarding required attachment. Otherwise, enter the applicable date.)* Month _____ Day _____ Year _____

e Contribution rate information *(If more than one rate applies, check this box* [ ] *and see instructions regarding required attachment. Otherwise, complete lines 13e(1) and 13e(2).)*
(1) Contribution rate (in dollars and cents) _____
(2) Base unit measure: [ ] Hourly [ ] Weekly [ ] Unit of production [ ] Other (specify): _____

a Name of contributing employer

b EIN **c** Dollar amount contributed by employer

d Date collective bargaining agreement expires *(If employer contributes under more than one collective bargaining agreement, check box* [ ] *and see instructions regarding required attachment. Otherwise, enter the applicable date.)* Month _____ Day _____ Year _____

e Contribution rate information *(If more than one rate applies, check this box* [ ] *and see instructions regarding required attachment. Otherwise, complete lines 13e(1) and 13e(2).)*
(1) Contribution rate (in dollars and cents) _____
(2) Base unit measure: [ ] Hourly [ ] Weekly [ ] Unit of production [ ] Other (specify): _____

14 Enter the number of deferred vested and retired participants (inactive participants), as of the beginning of the plan year, whose contributing employer is no longer making contributions to the plan for:

a The current plan year. Check the box to indicate the counting method used to determine the number of inactive participants: [X] last contributing employer [ ] alternative [ ] reasonable approximation (see instructions for required attachment)	**14a**	50425
b The plan year immediately preceding the current plan year. [ ] Check the box if the number reported is a change from what was previously reported (see instructions for required attachment)	**14b**	49898
c The second preceding plan year. [ ] Check the box if the number reported is a change from what was previously reported (see instructions for required attachment)	**14c**	49583

15 Enter the ratio of the number of participants under the plan on whose behalf no employer had an obligation to make an employer contribution during the current plan year to:

a The corresponding number for the plan year immediately preceding the current plan year	**15a**	101.06
b The corresponding number for the second preceding plan year	**15b**	101.70

16 Information with respect to any employers who withdrew from the plan during the preceding plan year:

a Enter the number of employers who withdrew during the preceding plan year	**16a**	18
b If line 16a is greater than 0, enter the aggregate amount of withdrawal liability assessed or estimated to be assessed against such withdrawn employers	**16b**	27667253

17 If assets and liabilities from another plan have been transferred to or merged with this plan during the plan year, check box and see instructions regarding supplemental information to be included as an attachment [ ]

Part VI Additional Information for Single-Employer and Multiemployer Defined Benefit Pension Plans

18 If any liabilities to participants or their beneficiaries under the plan as of the end of the plan year consist (in whole or in part) of liabilities to such participants and beneficiaries under two or more pension plans as of immediately before such plan year, check box and see instructions regarding supplemental information to be included as an attachment [ ]

19 If the total number of participants is 1,000 or more, complete lines (a) through (c)

a Enter the percentage of plan assets held as:
Stock: 33.8 % Investment-Grade Debt: 25.6 % High-Yield Debt: 4.5 % Real Estate: 3.5 % Other: 32.6 %

b Provide the average duration of the combined investment-grade and high-yield debt:
[ ] 0-3 years [ ] 3-6 years [ ] 6-9 years [X] 9-12 years [ ] 12-15 years [ ] 15-18 years [ ] 18-21 years [ ] 21 years or more

c What duration measure was used to calculate line 19(b)?
[X] Effective duration [ ] Macaulay duration [ ] Modified duration [ ] Other (specify):

20 **PBGC missed contribution reporting requirements.** If this is a multiemployer plan or a single-employer plan that is not covered by PBGC, skip line 20.

a Is the amount of unpaid minimum required contributions for all years from Schedule SB (Form 5500) line 40 greater than zero? [ ] Yes [ ] No

b If line 20a is "Yes," has PBGC been notified as required by ERISA sections 4043(c)(5) and/or 303(k)(4)? Check the applicable box:

[ ] Yes.

[ ] No. Reporting was waived under 29 CFR 4043.25(c)(2) because contributions equal to or exceeding the unpaid minimum required contribution were made by the 30th day after the due date.

[ ] No. The 30-day period referenced in 29 CFR 4043.25(c)(2) has not yet ended, and the sponsor intends to make a contribution equal to or exceeding the unpaid minimum required contribution by the 30th day after the due date.

[ ] No. Other. Provide explanation _____

IAM NATIONAL PENSION FUND

FINANCIAL STATEMENTS

DECEMBER 31, 2021

IAM NATIONAL PENSION FUND

FINANCIAL STATEMENTS WITH SUPPLEMENTAL INFORMATION

DECEMBER 31, 2021 AND 2020

CONTENTS

	PAGE
Independent Auditor's Report	1
Statements of Net Assets Available for Benefits	4
Statements of Changes in Net Assets Available for Benefits	6
Notes to Financial Statements	7
Supplemental Information	
Schedule of Assets Held at End of Year	23
Schedule of Reportable Transactions	108

Novak Francella LLC | CERTIFIED PUBLIC ACCOUNTANTS

INDEPENDENT AUDITOR'S REPORT

To the Board of Trustees of
IAM National Pension Fund

Opinion

We have audited the financial statements of the IAM National Pension Fund (the Fund), an employee benefit plan subject to the Employee Retirement Income Security Act of 1974 (ERISA), which comprise the statements of net assets available for benefits as of December 31, 2021 and 2020, and the related statements of changes in net assets available for benefits for the years then ended, and the related notes to the financial statements.

In our opinion, the accompanying financial statements present fairly, in all material respects, the net assets available for benefits of the IAM National Pension Fund as of December 31, 2021 and 2020, and the changes in its net assets available for benefits for the years then ended, in accordance with accounting principles generally accepted in the United States of America.

Basis for Opinion

We conducted our audits in accordance with auditing standards generally accepted in the United States of America (GAAS). Our responsibilities under those standards are further described in the Auditor's Responsibilities for the Audit of the Financial Statements section of our report. We are required to be independent of the IAM National Pension Fund and to meet our other ethical responsibilities, in accordance with the relevant ethical requirements relating to our audits. We believe that the audit evidence we have obtained is sufficient and appropriate to provide a basis for our audit opinion.

Management's Responsibility for the Financial Statements

Management is responsible for the preparation and fair presentation of these financial statements in accordance with accounting principles generally accepted in the United States of America; this includes the design, implementation, and maintenance of internal control relevant to the preparation and fair presentation of financial statements that are free from material misstatement, whether due to fraud or error.

In preparing the financial statements, management is required to evaluate whether there are conditions or events, considered in the aggregate, that raise substantial doubt about the IAM National Pension Fund's ability to continue as a going concern for one year after the date the financial statements are available to be issued.

Management is also responsible for maintaining a current plan instrument, including all Fund amendments, administering the Fund, and determining that the Fund's transactions that are presented and disclosed in the financial statements are in conformity with the Fund's provisions, including maintaining sufficient records with respect to each of the participants, to determine the benefits due or which may become due to such participants.

Auditor's Responsibilities for the Audit of the Financial Statements

Our objectives are to obtain reasonable assurance about whether the financial statements as a whole are free from material misstatement, whether due to fraud or error, and to issue an auditor's report that includes our opinion. Reasonable assurance is a high level of assurance but is not absolute assurance and therefore is not a guarantee that an audit conducted in accordance with GAAS will always detect a material misstatement when it exists. The risk of not detecting a material misstatement resulting from fraud is higher than for one resulting from error, as fraud may involve collusion, forgery, intentional omissions, misrepresentations, or the override of internal control. Misstatements are considered material if there is a substantial likelihood that, individually or in the aggregate, they would influence the judgment made by a reasonable user based on the financial statements.

In performing an audit in accordance with GAAS, we:

- Exercise professional judgment and maintain professional skepticism throughout the audit.

- Identify and assess the risks of material misstatement of the financial statements, whether due to fraud or error, and design and perform audit procedures responsive to those risks. Such procedures include examining, on a test basis, evidence regarding the amounts and disclosures in the financial statements.

- Obtain an understanding of internal control relevant to the audit in order to design audit procedures that are appropriate in the circumstances, but not for the purpose of expressing an opinion on the effectiveness of the IAM National Pension Fund's internal control. Accordingly, no such opinion is expressed.

- Evaluate the appropriateness of accounting policies used and the reasonableness of significant accounting estimates made by management, as well as evaluate the overall presentation of the financial statements.

- Conclude whether, in our judgment, there are conditions or events, considered in the aggregate, that raise substantial doubt about the IAM National Pension Fund's ability to continue as a going concern for a reasonable period of time.

We are required to communicate with those charged with governance regarding, among other matters, the planned scope and timing of the audit, significant audit findings, and certain internal control-related matters that we identified during the audit.

Report on Supplemental Information

Our audits were conducted for the purpose of forming an opinion on the financial statements as a whole. The supplemental Schedule of Assets Held at End of Year and Schedule of Reportable Transactions, together referred to as "supplemental information," are presented for the purpose of additional analysis and are not a required part of the financial statements. The supplemental Schedule of Assets Held at End of Year and the Schedule of Reportable Transactions represent supplemental information required by the Department of Labor' Rules and Regulations for Reporting and Disclosure under the Employee Retirement Income Security Act of 1974, as amended. Supplemental information is the responsibility of the Fund's management and was derived from and relates directly to the underlying accounting and other records used to prepare the financial statements. The information has been subjected to the auditing procedures applied in the audit of the financial statements and certain additional procedures, including comparing and reconciling such information directly to the underlying accounting and other records used to prepare the financial statements or to the financial statements themselves, and other additional procedures in accordance with auditing standards generally accepted in the United States of America.

In forming our opinion on the supplemental information, we evaluated whether the supplemental information, including their form and content, are presented in conformity with the Department of Labor's Rules and Regulations for Reporting and Disclosure under ERISA.

In our opinion, the information in the accompanying schedules is fairly stated, in all material respects, in relation to the financial statements as a whole, and the form and content are presented in conformity with the Department of Labor's Rules and Regulations for Reporting and Disclosure under ERISA.

Novak Francella LLC

Bala Cynwyd, PA
September 29, 2022

IAM National Pension Fund

Statements of Net Assets Available for Benefits

December 31, 2021 and 2020

	2021	2020
Assets		
Investments - at fair value		
Common and preferred stocks	$ 1,641,815,891	$ 1,415,630,938
Corporate obligations	1,818,714,642	2,134,454,626
United States Government and Government Agency obligations	520,594,117	604,746,870
Common collective trust and mutual funds	5,148,040,184	4,620,360,295
Limited partnerships	5,553,623,458	4,798,955,374
Other investments	191,171,130	203,989,713
Short-term investments	311,490,239	216,463,633
Total investments	15,185,449,661	13,994,601,449
Securities on loan		
Common and preferred stocks	35,588,179	104,841,884
Corporate obligations	31,741,135	25,155,105
United States Government and Government Agency obligations	31,572,816	75,870,112
Other investments	320,165	4,915,216
Total securities on loan	99,222,295	210,782,317
Collateral held for securities on loan (not including non-cash collateral of $43,380,380 and $102,873,133, respectively)	58,615,414	118,862,884
Cash	40,796,829	15,075,212
Receivables		
Employer contributions (net of allowance of $8,330,000 and $8,322,657, respectively)	52,717,780	45,296,252
Withdrawal liability (net of allowance of $3,621,186 and $10,122,651, respectively)	153,635,038	110,912,123
Accrued interest and dividends	20,912,095	25,231,772
Due from related parties	1,578,738	1,329,352
Due from broker for sales of securities	167,862,913	266,257,945
Other	5,380,264	3,495,636
Total receivables	402,086,828	452,523,080

See accompanying notes to financial statements.

	2021	2020
PROPERTY AND EQUIPMENT		
Leasehold improvements	$ 5,145,301	$ 5,512,823
Furniture and equipment	413,219	550,959
Capitalized software	32,775,416	26,664,951
Total property and equipment	38,333,936	32,728,733
RIGHT OF USE ASSET	24,397,488	25,463,139
OTHER ASSETS	1,481,673	1,580,158
Total assets	15,850,384,124	14,851,616,972
LIABILITIES AND NET ASSETS		
LIABILITIES		
Accounts payable and accrued expenses	14,591,669	9,066,524
Due to broker for purchases of securities	218,038,399	514,243,633
Deferred compensation payable	329,231	552,641
Accrued employee benefits payable	1,644,346	1,672,028
Obligation to refund collateral held for securities loaned to third parties (not including non-cash collateral of $43,380,380 and $102,873,133, respectively)	58,615,414	118,862,884
Lease liability	32,335,235	33,434,926
Other liabilities	2,397,167	607,242
Total liabilities	327,951,461	678,439,878
NET ASSETS AVAILABLE FOR BENEFITS	$ 15,522,432,663	$ 14,173,177,094

See accompanying notes to financial statements.

IAM National Pension Fund

Statements of Changes in Net Assets Available for Benefits

Years Ended December 31, 2021 and 2020

	2021	2020
Additions		
Investment income		
Net appreciation in fair value of investments	$ 1,552,080,858	$ 1,430,201,404
Interest and dividends	247,048,414	182,098,776
	1,799,129,272	1,612,300,180
Less investment expenses	(40,122,321)	(31,733,083)
Investment income - net	1,759,006,951	1,580,567,097
Employer contributions	507,162,457	494,407,569
Withdrawal liability income	67,991,124	84,347,294
Other income	1,785	14,151
Total additions	2,334,162,317	2,159,336,111
Deductions		
Pension benefits	944,603,550	872,581,370
Administrative expenses	40,303,198	36,989,818
Total deductions	984,906,748	909,571,188
Net change	1,349,255,569	1,249,764,923
Net assets available for benefits		
Beginning of year	14,173,177,094	12,923,412,171
End of year	$ 15,522,432,663	$ 14,173,177,094

See accompanying notes to financial statements.

NOTE 1. DESCRIPTION OF THE FUND

The following brief description of the IAM National Pension Fund (the Fund) is provided for general information purposes only. Participants should refer to the Summary Plan Description for more complete information.

The Fund was established to provide retirement, disability and survivor's benefits for eligible participants. The Fund is financed entirely from employer contributions as required by the respective collective bargaining agreement between the International Association of Machinists and Aerospace Workers and the contributing employers. All benefits are paid from net assets available for plan benefits. The Fund is a defined benefit pension plan and is subject to the provision of the Employee Retirement Income Security Act of 1974 (ERISA), as amended.

Under current provisions of the Fund, a participant is eligible for a normal pension if she or he has attained age 65 and has at least 5 years of credited service which includes at least 1200 hours of service. A participant is eligible for a reduced early retirement pension at age 55 with at least 5 years of credited service which includes at least 1200 hours of service. The 1200 hours of service requirement does not apply to covered employees with at least 600 hours of service in any plan year 1999 or later and with an initial effective date on or after July 1, 2003. A participant is eligible for an unreduced early retirement pension at age 62 with 20 or more years of credited service or at any age with 30 or more years of credited service. A participant is eligible for a reduced vested deferred pension at age 55 with at least 5 years of vesting service or 5 years of future service or 5 years of future service credit.

NOTE 2. REHABILITATION PLAN

On March 29, 2019, the Fund was certified in the Yellow Zone (endangered status) for 2019 due to a declining credit balance. As a result of a challenging investment environment and the decline of the Fund's credit balance, on April 17, 2019, the IAM National Pension Fund Board of Trustees (the Board) voluntarily elected to place the Fund in the Red Zone (critical status). The Board's decision to proactively take this action was done to take advantage of tools available through the Pension Protection Act of 2006 (PPA) and keep the Fund on a path to long-term stability. This action was taken to protect the Fund's participants' core retirement benefits and strengthen the Fund's financial health over the long term. The Board adopted a rehabilitation plan as required under the PPA for a pension fund certified as being in critical status. The rehabilitation plan requires additional contributions by employers and certain changes to benefits.

NOTE 3. SUMMARY OF SIGNIFICANT ACCOUNTING POLICIES

Method of Accounting - The financial statements are prepared using the accrual basis of accounting.

Investment Valuation and Income Recognition - Investments are carried at fair value. Fair value is the price that would be received to sell an asset or paid to transfer a liability in an orderly transaction between market participants at the measurement date.

Interest and dividend income are recorded on the accrual basis. Net appreciation (depreciation) includes the Fund's gains and losses on investments bought and sold, as well as held during the year.

Employer Contributions Receivable - Employer contributions receivable at year end are based on actual contributions received shortly after the close of the plan year for the preceding year plus an estimate for those employers who are delinquent. This estimate is based on the number of participants included in the last employer remittance report submitted to the Fund. An allowance for uncollectible accounts was established based on management's estimate of the respective employer's ability to pay the delinquent contributions owed. The increase or decrease in the allowance has been netted against employers' contributions in the statements of changes in net assets available for benefits.

Pension Benefits - Pension benefits are recorded when paid.

Actuarial Present Value of Accumulated Plan Benefits - Accumulated plan benefits are those future periodic payments, including lump-sum distributions, that are attributable under the Fund's provisions to the services employees have rendered. Accumulated plan benefits include benefits expected to be paid to (a) retired or terminated employees or their beneficiaries, (b) beneficiaries of employees who have died, and (c) present employees or their beneficiaries. Benefits under the Fund are based on credited services which consist of the sum of past credited service and future credited service as defined in the plan document.

Estimates - The preparation of financial statements in accordance with accounting principles generally accepted in the United States of America requires management to make estimates and assumptions that affect certain reported amounts and disclosures in the financial statements. Actual results could differ from those estimates.

Property and Equipment - Property and equipment is carried at cost. Major additions and improvements are capitalized while replacements, maintenance and repairs which do not improve or extend the lives of the respective assets are expensed as incurred. Depreciation and amortization are computed using the straight-line method over the estimated useful lives of the assets which are generally three to ten years.

NOTE 3. SUMMARY OF SIGNIFICANT ACCOUNTING POLICIES (continued)

Employer Withdrawal Liability Assessments - The Fund records receivables from withdrawing employers for withdrawal liability when entitlement has been determined and the amount is reasonably determinable. An allowance for doubtful accounts is established based on estimates of the respective employer's ability to pay the amount owed. The increase or decrease in the allowance has been netted against withdrawal liability income in the statements of changes in net assets available for benefits.

NOTE 4. TAX STATUS

The Fund obtained its latest determination letter on July 20, 2016, in which the IRS stated that the Fund, as then designed, was in compliance with the applicable requirements of the Internal Revenue Code. The Fund has been amended since receiving that determination letter. However, the Fund's administrator and the Fund's counsel believe that the Fund continues to be qualified and the related Trust was tax-exempt as of the financial statements date.

The Fund follows the authoritative guidance relating to accounting for uncertainty in income taxes included in Accounting Standards Codification (ASC) Topic Income Taxes. This provides consistent guidance for the accounting for uncertainty in income taxes recognized in an entity's financial statements and prescribe a threshold of "more likely than not" for recognition and derecognition of tax positions taken or expected to be taken in a tax return. The Fund performed an evaluation of uncertain tax positions for the years ended December 31, 2021 and 2020, and determined that there were no matters that would require recognition in the financial statements or that may have an effect on its tax-exempt status. The Fund is no longer subject to U.S. federal tax audits by taxing authorities for years ending prior to December 31, 2018.

The years subsequent to this year contain matters that could be subject to differing interpretations of applicable tax laws and regulations. Although the outcome of tax audits is uncertain, the Fund believes no issues would arise.

NOTE 5. PRIORITIES UPON TERMINATION

It is the intent of the Board of Trustees (Trustees) to continue the Fund in full force and effect; however, the right to discontinue the Fund is reserved to the Trustees. Termination shall not permit any part of the Fund to be used for or diverted to purposes other than the exclusive benefit of the pensioners, beneficiaries and participants. In the event of termination, the net assets of the Plan will be allocated to pay benefits in priorities as prescribed by ERISA and its related regulations. Whether or not a particular participant will receive full benefits should the Fund terminate at some future time will depend on the sufficiency of the Fund's net assets at that time and the priority of those benefits.

NOTE 5. PRIORITIES UPON TERMINATION (continued)

In addition, certain benefits under the Fund are insured by the Pension Benefit Guaranty Corporation (PBGC) (a U.S. Government agency) if the Fund terminates. Generally, the PBGC guarantees most vested normal age retirement benefits, early retirement benefits, and certain disability and survivor's pensions. The PBGC does not guarantee all types of benefits and the amount of any individual participant's benefit protection is subject to certain limitations, particularly with respect to benefit increases as a result of plan amendments in effect for less than five years. Some benefits may be fully or partially provided for while other benefits may not be provided at all. For the years ended December 31, 2021 and 2020, the Fund paid insurance premiums to the PBGC of $9,220,237 and $8,922,780, respectively.

NOTE 6. ACTUARIAL INFORMATION

The actuarial present value of accumulated plan benefits as of December 31, 2020 was as follows:

Actuarial present value of accumulated plan benefits:	
Vested benefits	
Participants and beneficiaries currently receiving benefits	$ 8,360,837,905
Other vested benefits	7,204,265,450
Total vested benefits	15,565,103,355
Non-vested benefits	499,584,891
Present value of expected administrative expenses	530,134,712
Total actuarial present value of accumulated plan benefits	$ 16,594,822,958

The factors that affected the change in actuarial present value of accumulated plan benefits from the preceding to the current benefit information date are as follows:

Actuarial present value of accumulated plan benefits at beginning of year (without administrative expenses)	$ 14,946,755,268
Increase during the year attributable to:	
Benefits accumulated and gains and losses	433,435,610
Plan amendments	1,554,486
Benefits paid	(872,581,370)
Assumption change	430,604,761
Interest	1,124,919,491
Net change	1,117,932,978
Actuarial present value of accumulated plan benefits at end of year (without administrative expenses)	16,064,688,246
Present value of expected administrative expenses	530,134,712
Actuarial present value of accumulated plan benefits at end of year (with administrative expenses)	$ 16,594,822,958

NOTE 6. ACTUARIAL INFORMATION (continued)

Since the information on the accumulated plan benefits at December 31, 2021, and the changes in accumulated plan benefits for the year then ended are not presented, these financial statements do not purport to present a complete presentation of the financial status of the Fund as of December 31, 2021, and the changes in its financial status for the year then ended, but only a presentation of the net assets available for benefits and the changes therein as of and for the year ended December 31, 2021. The complete financial status is presented as of December 31, 2020.

Cheiron used the entry age normal actuarial cost method. Some of the more significant actuarial assumptions used in estimating the present value of accumulated plan benefits were:

Life expectancy of participants - RP-2000 Healthy Annuitant Mortality with generational improvements applied from base year 2008 using scale BB. Disabled: 1983 Railroad Retirement Board Disabled Life Mortality Table, set back six years with adjustments per Fund experience. Current Liability: the 2021 Static Mortality Table as prescribed under Internal Revenue Service (IRS) regulations.

Retirement age assumptions - Assumed weighted average retirement age was 63, determined as follows: the weighted average retirement age for each participant is calculated as the sum of the product of each potential past or future retirement age times the probability of surviving from entry age to that age and then retiring at that age assuming no other decrements. The overall weighted retirement age is the average of the individual retirement ages based on all the active participants included in the actuarial valuation.

Net investment rate of return - 7.25% (previously, 7.50%).

Administrative Expense - $37,500,000 (previously, $35,500,000).

Actuarial value of assets - The market value of assets less unrecognized returns in each of the last five years. Unrecognized return is equal to the difference between the actual market return and the projected return (at the actuarially assumed rate) on the market value and is recognized over a ten-year period for the 2008 Plan Years' experience and over a five-year period for all other years. The actuarial value is further adjusted, if necessary, to be within 20% of the market value. This method was effective January 1, 2004, without phase-in, and the change was made in accordance with advance approval granted under IRS Revenue Procedure 2000-40.

The above actuarial assumptions are based on the presumption that the Fund will continue. Were the Plan to terminate, different actuarial assumptions and other factors might be applicable in determining actuarial results. Pension benefits in excess of the present assets of the Fund are dependent upon contributions received under the Trust Agreement of the Fund and income from investments. Cheiron has determined the Fund has met the minimum funding requirements of ERISA.

NOTE 6. ACTUARIAL INFORMATION (continued)

The following assumption changes were made for the January 1, 2021 valuation:

- For withdrawal liability purposes, the estimate of future administrative expenses was decreased from 3.5% to 3.4% of the Present Value of Vested Benefits.

- The discount rate was updated from 7.50% to 7.25% to better align with expected future market performance.

- The RPA ’94 current liability interest rate was changed from 2.95% to 2.43% and the mortality table was updated in order to comply with appropriate guidance.

- The annual administrative expense assumption was increased from $35,500,000 to $37,500,000.

- For financial disclosure under FASB Topic Accounting Standards Codification (ASC) 960, the future administrative expense assumption was decreased from 3.40% of the Present Value of Accrued Benefits to 3.30%.

Solely for IRS Form 5500 Schedule MB reporting purposes, changes in liability to account for new employers first entering the plan and benefit-bearing contribution rate increases reflected in collective bargaining agreements were categorized as plan amendments in this report even though there was no amendment to the Fund.

The Fund's actuary projected the Fund to be in critical status in 2022 because the Fund was in critical status during the year ended December 31, 2021 and the Fund is not projected to emerge form critical status in 2022.

NOTE 7. FAIR VALUE MEASUREMENTS

The framework for measuring fair value provides a fair value hierarchy that prioritizes the inputs to valuation techniques used to measure fair value. The hierarchy gives the highest priority to unadjusted quoted prices in active markets for identical assets or liabilities (Level 1) and the lowest priority to unobservable inputs (Level 3). The three levels of the fair value hierarchy are described as follows:

Basis of Fair Value Measurement:

Level 1 - Inputs to the valuation methodology are unadjusted quoted prices for identical assets or liabilities in active markets that the Fund has the ability to access.

Level 2 - Inputs to the valuation methodology include: quoted prices for similar assets or liabilities in active markets; quoted prices for identical or similar assets or liabilities in inactive markets; inputs other than quoted prices that are observable for the asset or liability; inputs that are derived principally from or corroborated by observable market data by correlation or other means.

If the asset or liability has a specified (contractual) term, the level 2 input must be observable for substantially the full term of the asset or liability.

Level 3 - Inputs to the valuation methodology are unobservable and significant to the fair value measurement.

The fair value measurement of an asset or liability within the fair value hierarchy is based on the lowest level of any input that is significant to the fair value measurement. Valuation techniques maximize the use of relevant observable inputs and minimize the use of unobservable inputs.

Following are descriptions of the valuation methodologies used for assets measured at fair value. There have been no changes in valuation methodologies used at December 31, 2021 and 2020.

Level 1

U.S. Government obligations: Generally valued at the closing price reported on the active market on which the individual securities are traded.

Common and preferred stocks: Generally valued at the closing price reported on the active market on which the individual securities are traded.

Master limited partnerships: Master limited partnerships are valued at the closing price reported on the active market on which the securities are traded.

Short-term investments: Investments are valued at cost which approximates fair value.

Level 2

U. S. Government Agency obligations: Valued using pricing models maximizing the use of observable inputs for similar securities.

Corporate obligations: Valued using pricing models maximizing the use of observable inputs for similar securities. This includes basing value on yields currently available on comparable securities of issuers with similar credit ratings. When quoted prices are not available for identical or similar bonds, the bond is valued under a discounted cash flows approach that maximizes observable inputs, such as current yields of similar instruments, but includes adjustments for certain risks that may not be observable, such as credit and liquidity risks or a broker quote if available.

Other investments: Other investments primarily consist of foreign sovereign debt and obligations of States in the United States valued using pricing models maximizing the use of observable inputs for similar securities.

NOTE 7. FAIR VALUE MEASUREMENTS (continued)

	Fair Value Measurements at December 31, 2021			
	Total	Level 1	Level 2	Level 3
Corporate obligations	$ 1,850,455,777	$ -	$ 1,850,455,777	$ -
Common stock	1,670,848,610	1,670,848,610	-	-
Corporate stocks - preferred	6,555,460	6,555,460	-	-
Master limited partnerships	164,199,263	164,199,263	-	-
Other investments	191,491,295	320,165	191,171,130	-
United States Government and Government Agency obligations	552,166,933	31,572,816	520,594,117	
Short-term investments	311,490,239	311,490,239	-	-
Collateral held for securities on loan - cash and cash equivalents	58,615,414	58,615,414	-	-
Total assets in fair value hierarchy	4,805,822,991	$ 2,243,601,967	$ 2,562,221,024	$ -
Investments measured at NAV*	10,537,464,379			
Total investments	$ 15,343,287,370			

*The investments measured at NAV account for 67.9% of net assets available for benefits at December 31, 2021.

	Fair Value Measurements at December 31, 2020			
	Total	Level 1	Level 2	Level 3
Short-term investments	$ 216,463,633	$ 216,463,633	$ -	$ -
Corporate obligations	2,159,609,731	-	2,159,609,731	-
United States Government and Government Agency obligations	680,616,982	273,255,099	407,361,883	-
Common and preferred stocks	1,520,472,822	1,520,472,822	-	-
Master limited partnerships	127,742,291	127,742,291	-	-
Other investments	208,904,929	-	208,904,929	-
Collateral held for securities on loan - cash and cash equivalents	118,862,884	118,862,884	-	-
Total assets in fair value hierarchy	5,032,673,272	$ 2,256,796,729	$ 2,775,876,543	$ -
Investments measured at NAV*	9,291,573,378			
Total investments	$ 14,324,246,650			

*The investments measured at NAV account for 65.5% of net assets available for benefits at December 31, 2020.

*In accordance with Accounting Standards Codification, certain investments that were measured at net asset value per share (or its equivalent) have not been classified in the fair value hierarchy. The fair value amounts presented in this table are intended to permit reconciliation of the fair value hierarchy to the line items resented in the statements of net assets available for benefits.

NOTE 7. FAIR VALUE MEASUREMENTS (continued)

The availability of observable market data is monitored to assess the appropriate classification of financial instruments within the fair value hierarchy. Changes in economic conditions or model-based valuation techniques may require the transfer of financial instruments from one fair value level to another. In such instances, the transfer is reported at the beginning of the reporting period. For the years ended December 31, 2021 and 2020, there were no transfers in or out of levels 1, 2 or 3.

The following tables summarizes investments measured at fair value based on NAV per share as of December 31, 2021 and 2020, respectively.

	December 31, 2021			
	Fair Value	Unfunded Commitments	Redemption Frequency	Redemption Notice Period
Common collective trusts and mutual funds				
Equity index funds	$ 3,093,999,975	N/A	daily, twice a month	1 day
Growth funds	728,637,524	N/A	daily, twice a month	1 day
Real estate	278,971,242	N/A	monthly, quarterly	1 day
Fixed income funds index funds	1,046,431,443	N/A	daily, monthly	1 - 15 days
Limited partnerships				
Private equity	2,989,403,466	$ 1,326,916,104	daily, annually	1 day - 180 days
Hedge fund strategies and other	2,400,020,729	N/A	N/A	N/A
	$ 10,537,464,379			

	December 31, 2020			
	Fair Value	Unfunded Commitments	Redemption Frequency	Redemption Notice Period
Common collective trusts and mutual funds				
Equity index funds	$ 2,566,856,369	N/A	daily, twice a month	1 day
Growth funds	738,814,771	N/A	daily, twice a month	1 day
Real estate	227,190,310	N/A	monthly, quarterly	1 day
Fixed income funds index funds	1,087,498,845	N/A	daily, monthly	1 - 15 days
Limited partnerships				
Private equity	2,538,812,635	$ 1,313,470,643	daily, annually	1 day - 180 days
Hedge fund strategies and other	2,132,400,448	N/A	N/A	N/A
	$ 9,291,573,378			

The Fund's investment in the common collective trust category is comprised of several investments. Underlying assets in these funds primarily include publicly traded equity securities and fixed income securities and are valued at their net asset values calculated by the fund or bank sponsor and have daily or monthly liquidity. One of the index funds allows redemptions twice a month and one of the fixed income funds currently accepts and satisfies redemption requests on a monthly basis as of the last business day of each month.

NOTE 7. FAIR VALUE MEASUREMENTS (continued)

The Fund's investment in the limited partnership category consists of investments in private equity as well as hedge fund strategies.

The goal of the private equity investments is to generate long term-growth of capital by acquiring equity typically in businesses or industries early in their maturity cycle, seeking opportunities for prolific growth. These investments employ various strategies, such as venture capital, leveraged buyouts, and special situations. These private equity investments are closed-end investment structures which have a time horizon of approximately ten to twelve years. The Fund is a Limited Partner in these partnerships and funds capital calls up to its agreed commitment level for the duration of the investment period. The Fund will receive distributions from these private equity investments once portfolio investments are sold. As such, these investments are illiquid in nature.

The goal of the hedge fund portfolio is to generate absolute returns by using various strategies such as global macro, equity hedges, event-driven, and relative value. The Fund is a unit holder in these various investments, which are redeemable at a NAV per unit. However, these redemptions carry certain restrictions as to the frequency and the notice period required. The frequency of the redemptions can be daily, monthly, quarterly, semi-annually, or annually. The notice period required for the redemptions ranges from daily to 180 days. The redemptions may carry other terms and provisions subject to the agreements with the various investment managers.

The fair value of limited partnerships recorded by the Fund are determined from financial statements received by the Fund from the limited partnerships or other entities in which the Fund has invested. Some of these financial statements are audited by independent accountants and some are unaudited financial statements. In addition, most of these investment vehicles operate as "funds of funds" which invest in limited partnerships and other nonmarketable investments.

The entities in which the Fund invests prepare their financial statements stating their investments at fair value as determined in good faith by the general partner or by a third-party valuator based on the best information available, in the absence of readily ascertainable market values.

NOTE 8. SECURITIES LENDING PROGRAM

The Trustees of the Fund have entered into an agency agreement with the bank that acts as custodian for the Fund's investments which authorized the bank to lend securities held in the Fund's accounts to third parties. The bank must obtain collateral from the borrower in the form of cash, letters of credit issued by an entity other than the borrower, or acceptable securities. Both the collateral and the securities are more than fully collateralized at all times. In the event that the loan securities are not returned by the borrower, the bank will, at its own expense, either replace the loaned securities or, if unable to purchase those securities on the open market, credit the funds accounts with cash equal to the fair value of the loaned securities.

The Fund received 70% of the net revenue derived from all securities lending activities, and the bank received the remainder of the net revenue. Interest and dividend income reported in the statements of changes in net assets available for benefits includes $750,131 and $906,862 earned by the Fund during 2021 and 2020, respectively, in connection with the securities lending program.

NOTE 8. SECURITIES LENDING PROGRAM (continued)

Although the Fund's lending activities are collateralized as described above, and although the terms of the securities lending agreement require the bank to comply with government rules and regulations related to the lending of the securities held by ERISA funds, the securities lending program involves both market and credit risk. In this context, market risk refers to the possibility that the borrower of securities will be unable to collateralize their loan upon a sudden material change in the fair value of the loaned securities or the collateral, or that the bank's investment of cash collateral received from the borrowers of the Fund's securities may be subject to unfavorable market fluctuations. Credit risk refers to the possibility that counterparties involved in the securities lending program may fail to perform in accordance with the terms of their contracts.

At December 31, 2021 and 2020, the fair value of securities loaned was $99,222,295 and $210,782,317, respectively, while the collateral, held was $101,995,794 and $221,736,017, respectively. In accordance with Accounting Standards Codification (ASC), Secured Borrowing and Collateral, the value of the collateral held and a corresponding liability to return the collateral, have been reported on the accompanying statements of net assets available for benefits, except the securities serving as collateral that cannot be re-pledged or sold. The value of non-cash collateral held at December 31, 2021 and 2020 of $43,380,380 and $102,873,133, respectively, is included in the above total of the fair value of collateral held.

NOTE 9. DERIVATIVE FINANCIAL INSTRUMENTS

Off-balance-sheet risk refers to the possibility that a loss, in an amount exceeding amounts recognized as assets or liabilities in the financial statements, may occur in the future. Such a loss may arise due to: (1) the failure of another party to perform according to the terms of a contract (credit risk), or (2) future changes in market prices which make a financial instrument less valuable (market risk). Derivatives are financial instruments whose values are derived from other financial instruments or market indexes. The Fund is a party to derivative financial instruments with off-balance-sheet risk, in the form of stock index futures contracts.

A stock index futures contract is an agreement between seller and buyer to respectively deliver and take delivery of the difference between the original transaction price and the final price of the index at the termination of the contract. There is no delivery of securities and the full value of the contract is not transferred.

Such contracts involve a risk that the market movement of the underlying financial instrument may not be in the direction forecasted. All changes in the value of open stock index futures contracts are settled on a regular basis, usually daily. This daily settlement process acts to ensure performance of all parties to the investment contracts and mitigates credit risk.

NOTE 9. DERIVATIVE FINANCIAL INSTRUMENTS (continued)

At December 31, 2021, futures contracts committed to by the Fund were:

	Number of Contracts	Notional Cost	Notional Fair Value
Foreign currency futures (long)	117	$ 17,496,070	$ 17,200,170
U.S. dollar currency futures (long)	1685	242,883,145	244,176,172
Foreign currency futures (short)	(420)	(516,533,513)	(514,832,716)
U.S. dollar currency futures (short)	(1,475)	(152,081,510)	(153,206,922)

At December 31, 2020, futures contracts committed to by the Fund were:

	Number of Contracts	Notional Cost	Notional Fair Value
Foreign currency futures (long)	206	$ 334,163,164	$ 334,123,874
U.S. dollar currency futures (long)	821	165,743,627	165,863,195
Foreign currency futures (short)	(643)	(79,154,899)	(79,163,388)
U.S. dollar currency futures (short)	(450)	(72,671,760)	(72,505,750)

Short-term fixed income securities are held as collateral for the futures contracts. The Plan's daily obligation is only the amount of the daily mark-to-market fluctuations.

NOTE 10. MULTIEMPLOYER DEFINED BENEFIT PENSION PLAN

Employees of the IAM National Pension Fund participate in a multiemployer defined benefit pension plan under the terms of a participation agreement that cover its union-represented and non-collectively bargained employees. The National I.A.M. Benefit Trust Fund (the Benefit Trust Fund), reimburses the IAM National Pension Fund for their share of the contributions based on a cost allocation study. The Benefit Trust Fund also remits contributions to the multiemployer defined benefit pension plan for the Benefit Trust Fund employees who work entirely for the Benefit Trust Fund. The risks of participating in these multiemployer defined benefit pension plans are different from single-employer plans in the following aspects:

a. Assets contributed to the multiemployer defined benefit pension plan by one employer may be used to provide benefits to employees of other participating employers.

b. If a participating employer stops contributing to the multiemployer defined benefit pension plan, the unfunded obligations of the multiemployer defined benefit pension plan may be borne by the remaining participating employers.

c. If the Benefit Trust Fund chooses to stop participating in any of its multiemployer defined benefit pension plans, the Benefit Trust Fund may be required to pay the multiemployer defined benefit pension plan an amount based on the underfunded status of the multiemployer defined benefit pension plan, referred to as a withdrawal liability.

NOTE 10. MULTIEMPLOYER DEFINED BENEFIT PENSION PLAN (continued)

The Fund's participation in the multiemployer defined benefit pension plan for the annual periods ended December 31, 2021 and 2020 is outlined in the table below. The zone status is based on information that the Plan received from the multiemployer defined benefit pension plan and is certified by the multiemployer defined benefit pension plan's actuary. Among other factors, pension plans in the red zone are generally less than 65 percent funded, pension plans in the yellow zone are less than 80 percent funded, and pension plans in the green zone are at least 80 percent funded.

			Pension Protection Act Zone Status				
Legal Name of Pension Plan	Pension Plan's Employer Identification Number	Pension Plan's Plan Number	Zone Status	Extended Amortization Provisions Used?	Zone Status	Extended Amortization Provisions Used?	Expiration Date of Collective Bargaining Agreement?
IAM National Pension Fund	51-6031295	002	Red as of 01/01/21	No	Red as of 01/01/20	No	*

* The employees of the National I.A.M. Benefit Trust Fund participate in the IAM National Pension Fund through a participation agreement between the Fund and the IAM National Pension Fund. The participation agreement does not have an expiration date.

	Contributions paid directly to the Pension Plan		Contributions to the Pension Plans greater than 5% of total Pension Plan Contributions (Plan year ending)		Employer Contribution Rates of the Pension Plan		Number of Employees Covered by the Pension Plan for which the Defined Benefit Plan contributes directly to the Pension Plan	
Legal Name of Pension Plans	12/31/2021	12/31/2020			12/31/2021	12/31/2020	12/31/2021	12/31/2020
IAM National Pension Fund	$ 1,473,914	$ 1,552,753	No, Plan year ending 12/31/21.	No, Plan year ending 12/31/20.	$25 - $120 per day	$25 - $120 per day	168	156

The IAM Benefit Trust Fund reimbursed the Fund $207,436 and $179,807 during the years ended December 31, 2021 and 2020, respectively, for the Fund's allocated share of the pension contributions for shared employees participating in the IAM National Pension Fund.

	Funding Improvement Plan or Rehabilitation Plan Implemented or	Surcharge paid to Pension Plan by the	Minimum contributions required in future by CBA, statutory requirements, or other contractual requirements.	
Legal Name of Pension Plans	Pending?	Benefit Funds?	No?	If yes, description
IAM National Pension Fund	Yes, Rehabilitation Plan	Yes	No	N/A

NOTE 11. MULTIEMPLOYER PLANS THAT PROVIDE POSTRETIREMENT BENEFITS OTHER THAN PENSIONS

The Fund contributes to a Benefit Trust Fund that provide postretirement benefits for its union-represented and non-collectively bargained employees during the years ended December 31, 2021 and 2020. Information about the Benefit Trust Fund is below:

Legal Name of Plans providing postretirement benefits other than pension	Contributions paid by the Defined Benefit Plan directly to the Plans		Employer contribution rates of the Plans		Number of employees covered by a Plan for which the Plan contributes directly to the Benefit Trust Fund	
	12/31/2021	12/31/2020	12/31/2021	12/31/2020	12/31/2021	12/31/2020
National I.A.M.Benefit Trust Fund	$ 2,169,229	$ 2,082,183	$364-$1,857 per month	$371-$1,812 per month	233	208

NOTE 12. RELATED PARTY TRANSACTIONS

The Fund is reimbursed by the National IAM Benefit Trust Fund (the Benefit Trust Fund), for its pro rata share of office space based on actual square footage square footage occupied and for shared general office and administrative expenses based on actual time and usage. During the years ended December 31, 2021 and 2020, the Fund incurred expenditures in the amount of $1,380,112 and $1,125,402, respectively, on behalf of the Benefit Trust Fund. At December 31, 2021 and 2020, the Benefit Trust Fund owed the Fund $1,302,732 and $716,336, respectively.

The Fund is also reimbursed by the IAM National 401(k) Plan (the 401(k) Plan), for their share of office and administrative expenses and certain other expenses. During the years ended December 31, 2021 and 2020, the Fund incurred expenditures in the amount of $1,646,894 and $1,256,312, respectively. The balance receivable from the 401(k) Plan at December 31, 2021 and 2020 was $276,006 and $613,016, respectively.

NOTE 13. LEASE AND COMMITMENTS

The Fund leases office space under an operating lease agreement with an effective occupancy date of October 1, 2019, a rent payment commencement date of January 1, 2020, and a lease term that expires December 31, 2035. The current office lease provides for abatement of rent payments for calendar year 2020, so actual monthly rental payments began January 1, 2021. In addition to the base monthly rent, the Fund is liable for its pro-rata share of increases in operating expenses and real estate taxes associated with the office building. The landlord also provided the Fund with a build-out allowance of approximately $4.87 million.

NOTE 13. LEASE AND COMMITMENTS (continued)

The Fund has recognized a right of use asset and a related lease liability equal to the net present value of the expected future minimum base rent payments, discounted at 6%. The discount rate is based on the Fund's estimated incremental borrowing rate. The lease agreement provides the Fund with the option of two five-year extension periods as well as the right to terminate the lease agreement as of December 31, 2030. The options to extend the lease term require additional rent payments at the then fair market rental rate for the office space, and the termination option requires the payment of a substantial penalty that makes it unlikely the Fund will exercise that option, as such, neither the extension period options, nor the early termination right have been taken into account in determining the right of use asset and related lease liability.

The total amount of the right of use asset recognized at October 1, 2019 was approximately $26.85 million. The total amount of the lease liability recognized at that date was approximately $31.73 million, consisting of the net present value of the future base monthly rate payments and the build-out allowance included with leasehold improvements. The portion of the lease liability related to the build-out allowance will be amortized to lease expense ratably over the term of the lease, consistent with the recognition of depreciation expense on the leasehold improvements.

The total operating lease cost for the years ended December 31, 2021 and 2020 was $2,587,722 and $2,315,726, respectively. The total cash payments made for these operating leases for the years ended December 31, 2021 and 2020 was $261,014. Future minimum rent payments and a reconciliation to the total lease liability reported in the statement of net assets available for plan benefits as of December 31, 2019 is as follows:

Year ending December 31,	
2022	$ 2,582,317
2023	2,646,974
2024	2,712,960
2025	2,780,718
2026	2,850,247
Thereafter	29,083,059
	42,656,275
Discount to net present value	(14,517,990)
	28,138,285
Portion of lease liability related to leasehold improvements	4,196,950
Total lease liability as of December 31, 2021	$ 32,335,235

The Fund has entered into commitments to purchase investments in various limited partnerships. As of December 31, 2021 and 2020, the unfunded commitments for limited partnerships were $1,326,916,104 and $1,313,470,643, respectively, as reported by the General Partners.

NOTE 14. OTHER RISKS AND UNCERTAINTIES

The Fund invests in various investment securities. Investment securities are exposed to various risks such as interest rate, market, and credit risks. Due to the level of risk associated with certain investment securities, it is at least reasonably possible that changes in the values of investment securities will occur in the near-term and that such changes could materially affect the amounts reported in the statements of net assets available for benefits.

Fund contributions are made, and the actuarial present value of accumulated plan benefits are reported based on certain assumptions pertaining to interest rates, inflation rates and employee demographics, all of which are subject to change. Due to uncertainties inherent in the estimations and assumptions process, it is at least reasonably possible that changes in these estimates and assumptions in the near-term would be material to the financial statements.

NOTE 15. PLAN AMENDMENTS

The Fund was amended on April 7, 2021, to amend Article VII, Section 10(c) so the reference to subsection 11(d) is deleted and replaced with "29 CFR Section 4219.32 (b)". Article VII, Section 11d shall then read as follows: (d) Interest will be charged on any amount in default from the date the payment was due to the date it is paid at a fixed rate of 1/5% per month and for each day in a partial month, at a fixed rate of 0.05% per day.

Effective July 1, 2021, Article III, Section 1 was amended to state that there shall be a total of eight Trustees, with an equal number of Union Trustees and Employer Trustees.

Effective January 1, 2022, Article I, Section 16(b) was deleted and amended to read as follows: (b) The terms "I.A.M. Trustees" or "union Trustees" as used herein shall mean the persons employed by the I.A.M. or Local and District Lodges who are appointed by the International President to serve as the Union Trustees pursuant to Article III hereof.

NOTE 16. SUBSEQUENT EVENTS

The Fund has evaluated subsequent events through September 29, 2022, the date the financial statements were available to be issued, and they have been evaluated in accordance with relevant accounting standards.

SUPPLEMENTAL INFORMATION

IAM National Pension Fund

Schedule of Assets Held for Investment Purposes

December 31, 2021

EIN 51-6031295
Plan No. 002

Form 5500, Schedule H, Line 4i

(a)	(b) Identity of issue, borrower, lessor or similar party	(c) Description of Investment Including Maturity Date, Rate of Interest, Collateral, Par or Maturity Value				(d) Cost	(e) Current Value
		Type	Shares/ Principal	Interest Rate	Maturity Date		
		Short-term investments:					
*	Payden + Rygel Extended Mmkt Short Term Investment Fund		311,490,239			$ 311,490,239	$ 311,490,239
		United States Government and Government Agency obligations:					
	Commonwealth Of Bahamas		406,000	8.950 %	10/15/2032	422,307	373,017
	Fannie Mae Fnr 2001 79 Ba		208,758	7.000	03/25/2045	214,042	236,911
	Fannie Mae Fnr 2007 28 Za		109,130	6.000	04/25/2037	120,279	123,533
	Fannie Mae Fnr 2007 50 Dz		319,189	5.500	06/25/2037	348,653	360,343
	Fannie Mae Fnr 2010 136 Ba		1,404,433	3.500	12/25/2030	1,460,391	1,471,770
	Fannie Mae Fnr 2017 51 Cp		418,005	3.000	02/25/2047	431,703	432,392
	Fannie Mae Notes 06/25 0.5		155,000	0.500	06/17/2025	155,422	151,908
	Fannie Mae Notes 08/30 0.875		100,000	0.875	08/05/2030	99,248	94,234
	Fannie Mae Notes 09/23 2.875		505,000	2.875	09/12/2023	502,930	523,624
	Fannie Mae Notes 11/30 6.625		220,000	6.625	11/15/2030	294,546	310,686
	Fanniemae Aces Fna 2018 M13 A1		254,395	1.000	03/25/2030	255,773	272,836
	Fanniemae Aces Fna 2019 M21 3A1		1,303,650	2.100	06/25/2034	1,306,094	1,327,222
	Fanniemae Aces Fna 2019 M7 A1		346,745	2.875	02/25/2029	350,202	359,147
	Fanniemae Aces Fna 2019 M9 A1		1,318,937	2.610	06/25/2029	1,332,059	1,369,581
	Fanniemae Whole Loan Fnw 2003 W2 1A1		239,453	6.500	07/25/2042	253,502	273,557
	Fed Hm Ln Pc Pool 2B3443 Fh 11/44 Floating Var		413,088	1.000	11/01/2044	429,547	427,484
	Fed Hm Ln Pc Pool 2B3797 Fh 02/45 Floating Var		187,617	1.000	02/01/2045	194,096	194,825
	Fed Hm Ln Pc Pool 2B4443 Fh 07/45 Floating Var		415,906	1.000	07/01/2045	427,343	432,184
	Fed Hm Ln Pc Pool 783058 Fh 03/35 Floating Var		31,719	1.000	03/01/2035	31,216	33,654
	Fed Hm Ln Pc Pool 840286 Fh 05/46 Floating Var		459,277	1.000	05/01/2046	476,142	476,831
	Fed Hm Ln Pc Pool 849254 Fh 01/42 Floating Var		93,680	1.000	01/01/2042	96,695	98,514
	Fed Hm Ln Pc Pool 849278 Fh 04/44 Floating Var		189,291	1.000	04/01/2044	196,389	197,133
	Fed Hm Ln Pc Pool 849312 Fh 05/44 Floating Var		87,045	1.000	05/01/2044	90,697	90,583
	Fed Hm Ln Pc Pool 849505 Fh 10/44 Floating Var		500,413	1.000	10/01/2044	518,006	518,703
	Fed Hm Ln Pc Pool 849625 Fh 01/45 Floating Var		306,045	1.000	01/01/2045	317,952	317,466
	Fed Hm Ln Pc Pool 849626 Fh 08/44 Floating Var		443,056	1.000	08/01/2044	462,855	460,862
	Fed Hm Ln Pc Pool A92639 Fg 06/40 Fixed 4.5		280,941	4.500	06/01/2040	292,179	309,855
	Fed Hm Ln Pc Pool C03552 Fg 08/40 Fixed 4.5		189,511	4.500	08/01/2040	197,092	209,023
	Fed Hm Ln Pc Pool C09022 Fg 01/43 Fixed 3		344,409	3.000	01/01/2043	334,669	363,796
	Fed Hm Ln Pc Pool C91925 Fg 04/37 Fixed 3.5		172,587	3.500	04/01/2037	178,250	183,998
	Fed Hm Ln Pc Pool C91967 Fg 12/37 Fixed 3		300,549	3.000	12/01/2037	292,097	315,198
	Fed Hm Ln Pc Pool E02388 Fg 09/22 Fixed 6		6,650	6.000	09/01/2022	6,735	6,722
	Fed Hm Ln Pc Pool G01749 Fg 01/35 Fixed 5.5		89,221	5.500	01/01/2035	96,972	100,076
	Fed Hm Ln Pc Pool G01767 Fg 12/32 Fixed 6.5		90,986	6.500	12/01/2032	92,844	103,960
	Fed Hm Ln Pc Pool G04772 Fg 08/38 Fixed 7		62,406	7.000	08/01/2038	67,086	70,853
	Fed Hm Ln Pc Pool G06021 Fg 01/40 Fixed 5.5		237,576	5.500	01/01/2040	256,545	272,048
	Fed Hm Ln Pc Pool G07032 Fg 06/42 Fixed 3		327,595	3.000	06/01/2042	318,330	345,908
	Fed Hm Ln Pc Pool G07074 Fg 01/40 Fixed 5.5		594,547	5.500	01/01/2040	657,718	680,631
	Fed Hm Ln Pc Pool G07213 Fg 11/42 Fixed 3.5		278,511	3.500	11/01/2042	275,726	300,928
	Fed Hm Ln Pc Pool G07943 Fg 08/44 Fixed 4.5		1,111,498	4.500	08/01/2044	1,206,062	1,226,049
	Fed Hm Ln Pc Pool G08623 Fg 01/45 Fixed 3.5		76,036	3.500	01/01/2045	74,850	81,654
	Fed Hm Ln Pc Pool G08632 Fg 03/45 Fixed 3.5		432,607	3.500	03/01/2045	427,492	462,348
	Fed Hm Ln Pc Pool G08650 Fg 06/45 Fixed 3.5		123,320	3.500	06/01/2045	121,504	131,979
	Fed Hm Ln Pc Pool G08677 Fg 11/45 Fixed 4		175,222	4.000	11/01/2045	178,630	189,925
	Fed Hm Ln Pc Pool G08681 Fg 12/45 Fixed 3.5		130,203	3.500	12/01/2045	128,311	139,002
	Fed Hm Ln Pc Pool G08682 Fg 12/45 Fixed 4		315,257	4.000	12/01/2045	318,508	342,448

(a)	(b)	(c) Description of Investment Including Maturity Date, Rate of Interest, Collateral, Par or Maturity Value				(d)	(e)
	Identity of issue, borrower, lessor or similar party	Type	Shares/ Principal	Interest Rate	Maturity Date	Cost	Current Value
		United States Government and Government Agency obligations (continued):					
	Fed Hm Ln Pc Pool G08707 Fg 05/46 Fixed 4		1,872,342	4.000 %	05/01/2046	$ 1,938,021	$ 2,027,466
	Fed Hm Ln Pc Pool G08743 Fg 01/47 Fixed 4		226,317	4.000	01/01/2047	230,508	244,629
	Fed Hm Ln Pc Pool G08748 Fg 02/47 Fixed 3.5		285,598	3.500	02/01/2047	279,574	304,407
	Fed Hm Ln Pc Pool G08759 Fg 04/47 Fixed 4.5		587,566	4.500	04/01/2047	629,017	635,523
	Fed Hm Ln Pc Pool G08775 Fg 08/47 Fixed 4		306,518	4.000	08/01/2047	308,436	326,776
	Fed Hm Ln Pc Pool G08796 Fg 01/48 Fixed 3.5		118,796	3.500	01/01/2048	116,666	125,960
	Fed Hm Ln Pc Pool G16092 Fg 03/32 Fixed 3		725,677	3.000	03/01/2032	714,112	765,597
	Fed Hm Ln Pc Pool G16177 Fg 01/32 Fixed 2		306,953	2.000	01/01/2032	294,435	315,569
	Fed Hm Ln Pc Pool G18622 Fg 12/31 Fixed 2.5		455,208	2.500	12/01/2031	438,991	473,011
	Fed Hm Ln Pc Pool G60034 Fg 02/45 Fixed 4.5		636,693	4.500	02/01/2045	691,011	698,051
	Fed Hm Ln Pc Pool G60384 Fg 12/45 Fixed 4.5		532,719	4.500	12/01/2045	582,557	584,345
	Fed Hm Ln Pc Pool G60713 Fg 09/46 Fixed 3.5		287,386	3.500	09/01/2046	283,143	308,555
	Fed Hm Ln Pc Pool G60764 Fg 10/42 Fixed 4.5		507,781	4.500	10/01/2042	557,904	561,438
	Fed Hm Ln Pc Pool H09070 Fg 09/37 Fixed 6.5		11,902	6.500	09/01/2037	12,023	13,167
	Fed Hm Ln Pc Pool H09212 Fg 05/38 Fixed 5.5		7,423	5.500	05/01/2038	7,891	8,106
	Fed Hm Ln Pc Pool J34000 Fg 03/31 Fixed 3.5		347,362	3.500	03/01/2031	349,370	369,527
	Fed Hm Ln Pc Pool J34888 Fg 07/31 Fixed 2.5		498,062	2.500	07/01/2031	482,147	518,238
	Fed Hm Ln Pc Pool Q00874 Fg 05/41 Fixed 4.5		391,149	4.500	05/01/2041	407,773	432,689
	Fed Hm Ln Pc Pool Q28764 Fg 06/44 Fixed 3.5		347,882	3.500	06/01/2044	344,403	375,785
	Fed Hm Ln Pc Pool Q46291 Fg 02/47 Fixed 4.5		928,326	4.500	02/01/2047	994,469	1,004,207
	Fed Hm Ln Pc Pool Q56364 Fg 05/48 Fixed 4		246,475	4.000	05/01/2048	247,419	261,991
	Fed Hm Ln Pc Pool Qa1997 Fr 08/49 Fixed 3		318,282	3.000	08/01/2049	334,594	330,548
	Fed Hm Ln Pc Pool Qc0039 Fr 03/51 Fixed 2.5		346,728	2.500	03/01/2051	360,489	357,685
	Fed Hm Ln Pc Pool Ra3202 Fr 07/50 Fixed 2.5		5,922,513	2.500	07/01/2050	6,252,647	6,088,285
	Fed Hm Ln Pc Pool Sd7530 Fr 11/50 Fixed 2.5		1,292,757	2.500	11/01/2050	1,371,131	1,325,606
	Fed Hm Ln Pc Pool Sd8075 Fr 07/50 Fixed 3.5		412,605	3.500	07/01/2050	435,233	434,960
	Fed Hm Ln Pc Pool Sd8104 Fr 11/50 Fixed 1.5		816,409	1.500	11/01/2050	799,100	788,994
	Fed Hm Ln Pc Pool Sd8121 Fr 01/51 Fixed 2		448,061	2.000	01/01/2051	463,148	447,080
	Fed Hm Ln Pc Pool Sd8141 Fr 04/51 Fixed 2.5		2,463,436	2.500	04/01/2051	2,527,860	2,517,114
	Fed Hm Ln Pc Pool Sd8146 Fr 05/51 Fixed 2		515,881	2.000	05/01/2051	514,833	514,751
	Fed Hm Ln Pc Pool V83156 Fg 04/47 Fixed 4.5		637,134	4.500	04/01/2047	684,122	689,442
	Fed Hm Ln Pc Pool Zs4777 Fr 07/48 Fixed 3.5		551,847	3.500	07/01/2048	584,268	582,364
	Fed Hm Ln Pc Pool Zt0711 Fr 10/48 Fixed 3.5		368,238	3.500	10/01/2048	376,868	388,277
	Fed Home Ln Discount Nt Discount Not		200,000	0.010	02/11/2022	199,984	199,996
	Fhlmc Multifamily Structured P Fhms K082 Am		1,210,000	1.000	09/25/2028	1,218,420	1,375,718
	Fhlmc Multifamily Structured P Fhms K085 Am		520,000	1.000	10/25/2028	530,339	593,282
	Fhlmc Multifamily Structured P Fhms K088 Am		720,000	1.000	01/25/2029	741,578	814,136
	Fhlmc Multifamily Structured P Fhms Kc03 A2		900,000	3.499	01/25/2026	908,969	938,659
	Fhlmc Structured Pass Through Fspc T 51 1A		591,912	1.000	09/25/2043	619,467	721,847
	Fnma Pool 256985 Fn 11/37 Fixed 7		40,802	7.000	11/01/2037	42,893	50,160
	Fnma Pool 310048 Fn 02/38 Fixed Var		28,735	1.000	02/01/2038	31,568	33,279
	Fnma Pool 555424 Fn 05/33 Fixed Var		124,871	1.000	05/01/2033	131,680	139,452
	Fnma Pool 735415 Fn 12/32 Fixed Var		94,057	1.000	12/01/2032	96,702	106,571
	Fnma Pool 735417 Fn 03/35 Fixed Var		156,724	1.000	03/01/2035	161,193	178,081
	Fnma Pool 745329 Fn 07/35 Fixed Var		163,856	1.000	07/01/2035	165,417	186,396
	Fnma Pool 815600 Fn 04/35 Floating Var		132,204	1.000	04/01/2035	129,581	133,124
	Fnma Pool 821271 Fn 05/35 Floating Var		152,324	1.000	05/01/2035	149,866	153,922
	Fnma Pool 822262 Fn 03/35 Floating Var		137,052	1.000	03/01/2035	137,116	142,025
	Fnma Pool 879152 Fn 11/35 Floating Var		65,552	1.000	11/01/2035	66,110	68,111
	Fnma Pool 888367 Fn 03/37 Fixed Var		140,314	1.000	03/01/2037	155,595	170,972
	Fnma Pool 888673 Fn 04/35 Fixed Var		86,092	1.000	04/01/2035	85,850	98,756
	Fnma Pool 968066 Fn 10/22 Fixed 6		7,211	6.000	10/01/2022	7,362	7,278
	Fnma Pool 995487 Fn 08/37 Fixed Var		245,727	1.000	08/01/2037	260,817	281,749
	Fnma Pool 995788 Fn 09/36 Fixed Var		272,622	1.000	09/01/2036	290,299	307,872
	Fnma Pool Aa0466 Fn 02/39 Fixed 4.5		583,718	4.500	02/01/2039	606,519	643,257
	Fnma Pool Ab1763 Fn 11/30 Fixed 4		224,693	4.000	11/01/2030	239,298	240,588
	Fnma Pool Ab1848 Fn 11/40 Fixed 4		1,783,122	4.000	11/01/2040	1,878,408	1,957,619
	Fnma Pool Ab2459 Fn 03/41 Fixed 4		836,262	4.000	03/01/2041	858,736	918,098
	Fnma Pool Ad0130 Fn 08/39 Fixed Var		100,471	1.000	08/01/2039	109,408	116,922
	Fnma Pool Ad0163 Fn 11/34 Fixed Var		655,247	1.000	11/01/2034	692,514	739,715
	Fnma Pool Ad0198 Fn 09/38 Fixed Var		269,189	1.000	09/01/2038	296,486	304,283
	Fnma Pool Ad0494 Fn 08/37 Fixed Var		42,063	1.000	08/01/2037	44,803	46,934

(a)	(b)	(c) Description of Investment Including Maturity Date, Rate of Interest, Collateral, Par or Maturity Value			(d)	(e)
Identity of issue, borrower, lessor or similar party		Type	Shares/ Principal	Interest Rate	Maturity Date	Cost	Current Value
		United States Government and Government Agency obligations (continued):					
Fnma Pool Ae0287	Fn 02/38 Fixed Var		95,553	1.000 %	02/01/2038	$ 102,197	$ 106,514
Fnma Pool Ae0467	Fn 03/24 Fixed Var		15,688	1.000	03/01/2024	16,911	15,993
Fnma Pool Ah1505	Fn 12/40 Fixed 4		419,991	4.000	12/01/2040	429,178	461,259
Fnma Pool Aj4047	Fn 10/41 Fixed 4		452,466	4.000	10/01/2041	459,960	496,858
Fnma Pool Aj7670	Fn 12/41 Fixed 4.5		1,539,445	4.500	12/01/2041	1,638,212	1,703,042
Fnma Pool Ak9481	Fn 04/42 Floating Var		241,136	1.000	04/01/2042	249,501	253,574
Fnma Pool Al1845	Fn 06/39 Floating Var		60,010	1.000	06/01/2039	64,361	62,989
Fnma Pool Al2194	Fn 05/25 Fixed Var		13,073	1.000	05/01/2025	14,221	13,321
Fnma Pool Al2439	Fn 06/26 Fixed Var		89,212	1.000	06/01/2026	97,144	91,902
Fnma Pool Al3598	Fn 07/39 Fixed Var		756,056	1.000	07/01/2039	837,332	846,087
Fnma Pool Al5441	Fn 09/41 Fixed Var		348,816	1.000	09/01/2041	379,392	382,103
Fnma Pool Al5548	Fn 05/38 Floating Var		291,979	1.000	05/01/2038	311,733	306,023
Fnma Pool Al5861	Fn 01/31 Fixed Var		178,974	1.000	01/01/2031	194,913	193,186
Fnma Pool Al5968	Fn 10/44 Floating Var		452,416	1.000	10/01/2044	465,759	468,309
Fnma Pool Al6208	Fn 04/44 Floating Var		111,651	1.000	04/01/2044	116,326	116,765
Fnma Pool Al7147	Fn 02/45 Fixed Var		223,966	1.000	02/01/2045	244,718	244,253
Fnma Pool Al8182	Fn 02/46 Floating Var		375,179	1.000	02/01/2046	387,445	390,025
Fnma Pool Al8816	Fn 09/45 Fixed Var		631,257	1.000	09/01/2045	688,859	694,837
Fnma Pool Ao7152	Fn 08/42 Fixed 3.5		498,162	3.500	08/01/2042	497,733	537,985
Fnma Pool Ao7669	Fn 07/42 Floating Var		168,651	1.000	07/01/2042	173,869	176,315
Fnma Pool Ap2133	Fn 08/42 Fixed 3.5		193,758	3.500	08/01/2042	193,939	209,243
Fnma Pool Ap9560	Fn 10/42 Fixed 3.5		1,034,711	3.500	10/01/2042	1,033,681	1,117,498
Fnma Pool Ar9215	Fn 03/43 Fixed 3		246,936	3.000	03/01/2043	255,039	260,189
Fnma Pool As0331	Fn 08/43 Fixed 3		602,975	3.000	08/01/2043	643,582	634,209
Fnma Pool As2793	Fn 07/29 Fixed 3		585,156	3.000	07/01/2029	577,841	612,957
Fnma Pool As4885	Fn 05/45 Fixed 3.5		277,686	3.500	05/01/2045	286,711	296,807
Fnma Pool As5823	Fn 09/45 Fixed 3.5		330,060	3.500	09/01/2045	327,172	354,339
Fnma Pool As7877	Fn 09/46 Fixed 2.5		326,841	2.500	09/01/2046	303,706	335,544
Fnma Pool As8269	Fn 11/46 Fixed 3		939,866	3.000	11/01/2046	993,908	986,013
Fnma Pool As8650	Fn 01/47 Fixed 3		386,542	3.000	01/01/2047	372,168	405,475
Fnma Pool At2720	Fn 05/43 Fixed 3		1,178,840	3.000	05/01/2043	1,142,370	1,245,527
Fnma Pool At5916	Fn 06/43 Fixed 3.5		169,488	3.500	06/01/2043	168,614	181,894
Fnma Pool Ax3726	Fn 05/32 Fixed 4		245,731	4.000	05/01/2032	264,429	264,854
Fnma Pool Ax5578	Fn 11/44 Floating Var		173,561	1.000	11/01/2044	179,175	179,270
Fnma Pool Bf0334	Fn 01/59 Fixed 3.5		958,076	3.500	01/01/2059	1,004,872	1,036,619
Fnma Pool Bj8703	Fn 05/49 Fixed 3.5		133,269	3.500	05/01/2049	140,411	143,078
Fnma Pool Bj9169	Fn 05/48 Fixed 4		26,460	4.000	05/01/2048	28,406	28,222
Fnma Pool Bm1135	Fn 07/44 Fixed Var		882,292	1.000	07/01/2044	953,427	965,978
Fnma Pool Bm1357	Fn 01/43 Fixed Var		1,211,634	1.000	01/01/2043	1,313,014	1,320,984
Fnma Pool Bm3904	Fn 05/48 Fixed Var		493,699	1.000	05/01/2048	517,487	542,427
Fnma Pool Bm4716	Fn 12/30 Fixed Var		59,519	1.000	12/01/2030	59,580	62,954
Fnma Pool Bm5261	Fn 01/48 Fixed Var		270,435	1.000	01/01/2048	276,689	288,789
Fnma Pool Bm5704	Fn 12/48 Fixed Var		468,628	1.000	12/01/2048	493,488	513,181
Fnma Pool Bm6137	Fn 08/49 Floating Var		761,352	1.000	08/01/2049	787,821	785,457
Fnma Pool Bp2129	Fn 02/50 Fixed 3		626,430	3.000	02/01/2050	659,807	650,341
Fnma Pool Bp6618	Fn 08/50 Fixed 2.5		1,194,617	2.500	08/01/2050	1,227,142	1,219,954
Fnma Pool Br8460	Fn 04/51 Fixed 2.5		887,197	2.500	04/01/2051	921,576	909,280
Fnma Pool Br8759	Fn 04/51 Fixed 2.5		1,865,466	2.500	04/01/2051	1,922,887	1,906,357
Fnma Pool Ca0324	Fn 09/47 Fixed 4.5		235,067	4.500	09/01/2047	242,119	253,788
Fnma Pool Ca4346	Fn 10/49 Fixed 3		770,897	3.000	10/01/2049	795,589	816,495
Fnma Pool Ca6662	Fn 08/50 Fixed 2		4,712,460	2.000	08/01/2050	4,881,814	4,715,948
Fnma Pool Ca8098	Fn 12/50 Fixed 2		8,287,793	2.000	12/01/2050	8,640,672	8,301,054
Fnma Pool Ca8473	Fn 01/51 Fixed 2		2,465,893	2.000	01/01/2051	2,567,611	2,469,839
Fnma Pool Fm1796	Fn 10/34 Fixed Var		108,253	1.000	10/01/2034	112,769	114,375
Fnma Pool Fm3243	Fn 02/50 Fixed Var		203,930	1.000	02/01/2050	216,803	216,635
Fnma Pool Fm5989	Fn 02/51 Fixed Var		2,998,622	1.000	02/01/2051	3,121,846	3,087,950
Fnma Pool Fm6272	Fn 02/51 Fixed Var		989,384	1.000	02/01/2051	1,012,108	1,010,368
Fnma Pool Ma0634	Fn 01/31 Fixed 4.5		75,642	4.500	01/01/2031	81,977	81,745
Fnma Pool Ma2863	Fn 01/47 Fixed 3		885,012	3.000	01/01/2047	856,111	928,501
Fnma Pool Ma3027	Fn 06/47 Fixed 4		370,848	4.000	06/01/2047	380,062	396,819
Fnma Pool Ma3182	Fn 11/47 Fixed 3.5		500,452	3.500	11/01/2047	497,285	530,649
Fnma Pool Ma3284	Fn 02/33 Fixed 3.5		138,007	3.500	02/01/2033	138,567	145,979

(a)	(b)	(c) Description of Investment Including Maturity Date, Rate of Interest, Collateral, Par or Maturity Value			(d)	(e)
Identity of issue, borrower, lessor or similar party		Type	Shares/ Principal	Interest Rate	Maturity Date	Cost	Current Value
		United States Government and Government Agency obligations (continued):					
Fnma Pool Ma3307	Fn 03/48 Fixed 4.5		164,864	4.500 %	03/01/2048	$ 174,035	$ 177,745
Fnma Pool Ma3333	Fn 04/48 Fixed 4		97,859	4.000	04/01/2048	98,103	103,988
Fnma Pool Ma3414	Fn 07/48 Fixed 3.5		110,401	3.500	07/01/2048	113,179	116,678
Fnma Pool Ma3416	Fn 07/48 Fixed 4.5		83,433	4.500	07/01/2048	87,383	89,304
Fnma Pool Ma3521	Fn 11/48 Fixed 4		481,318	4.000	11/01/2048	516,721	511,520
Fnma Pool Ma3593	Fn 02/49 Fixed 4.5		81,352	4.500	02/01/2049	85,178	87,192
Fnma Pool Ma3617	Fn 03/49 Fixed 5		276,218	5.000	03/01/2049	290,352	300,666
Fnma Pool Ma3692	Fn 07/49 Fixed 3.5		121,189	3.500	07/01/2049	128,139	127,769
Fnma Pool Ma3834	Fn 11/49 Fixed 3		327,091	3.000	11/01/2049	343,497	339,115
Fnma Pool Ma3905	Fn 01/50 Fixed 3		639,838	3.000	01/01/2050	669,926	663,058
Fnma Pool Ma4045	Fn 06/40 Fixed 2		373,362	2.000	06/01/2040	385,205	378,873
Fnma Pool Ma4071	Fn 07/40 Fixed 2		838,156	2.000	07/01/2040	865,679	849,229
Fnma Pool Ma4119	Fn 09/50 Fixed 2		487,200	2.000	09/01/2050	488,133	486,134
Fnma Pool Ma4158	Fn 10/50 Fixed 2		3,873,217	2.000	10/01/2050	3,904,838	3,864,735
Fnma Pool Ma4181	Fn 11/50 Fixed 1.5		466,084	1.500	11/01/2050	454,878	450,507
Fnma Pool Ma4204	Fn 12/40 Fixed 2		232,761	2.000	12/01/2040	241,044	234,926
Fnma Pool Ma4209	Fn 12/50 Fixed 1.5		934,949	1.500	12/01/2050	909,931	903,656
Fnma Pool Ma4232	Fn 01/41 Fixed 2		1,826,637	2.000	01/01/2041	1,898,266	1,856,009
Fnma Pool Ma4236	Fn 01/51 Fixed 1.5		561,872	1.500	01/01/2051	547,650	544,437
Fnma Pool Ma4237	Fn 01/51 Fixed 2		1,724,152	2.000	01/01/2051	1,783,420	1,720,376
Fnma Pool Ma4306	Fn 04/51 Fixed 2.5		4,782,142	2.500	04/01/2051	4,932,302	4,884,241
Fnma Pool Ma4329	Fn 05/36 Fixed 2		452,673	2.000	05/01/2036	465,758	464,031
Fnma Pool Ma4334	Fn 05/41 Fixed 2.5		469,615	2.500	05/01/2041	489,537	484,859
Fnma Tba 15 Yr 2	Single Family Mortgage		(4,300,000)	2.000	01/16/2036	(4,390,199)	(4,402,899)
Fnma Tba 15 Yr 3.5	Single Family Mortgage		(300,000)	3.500	01/19/2037	(317,625)	(315,765)
Fnma Tba 30 Yr 2	Single Family Mortgage		-	2.000	12/13/2051	10,855	-
Fnma Tba 30 Yr 2	Single Family Mortgage		-	2.000	07/25/2051	(8,054)	-
Fnma Tba 30 Yr 2	Single Family Mortgage		(25,000,000)	2.000	02/14/2052	(24,813,477)	(24,867,250)
Fnma Tba 30 Yr 2.5	Single Family Mortgage		3,800,000	2.500	07/25/2051	3,870,211	3,876,912
Fnma Tba 30 Yr 2.5	Single Family Mortgage		(3,800,000)	2.500	07/25/2051	(3,879,012)	(3,876,912)
Fnma Tba 30 Yr 2.5	Single Family Mortgage		5,500,000	2.500	07/25/2051	5,587,078	5,611,320
Fnma Tba 30 Yr 2.5	Single Family Mortgage		23,885,000	2.500	02/11/2051	24,316,939	24,307,765
Fnma Tba 30 Yr 2.5	Single Family Mortgage		(6,900,000)	2.500	02/11/2051	(7,010,238)	(7,022,130)
Fnma Tba 30 Yr 2.5	Single Family Mortgage		7,400,000	2.500	11/25/2051	7,525,742	7,514,256
Fnma Tba 30 Yr 3	Single Family Mortgage		1,200,000	3.000	02/14/2052	1,251,094	1,241,328
Fnma Tba 30 Yr 3.5	Single Family Mortgage		6,400,000	3.500	02/25/2049	6,753,734	6,737,408
Fnma Tba 30 Yr 3.5	Single Family Mortgage		(6,400,000)	3.500	02/25/2049	(6,723,000)	(6,737,408)
Fnma Tba 30 Yr 3.5	Single Family Mortgage		7,700,000	3.500	03/14/2052	8,081,391	8,083,152
Fnma Tba 30 Yr 4	Single Family Mortgage		27,500,000	4.000	02/11/2051	29,253,125	29,234,700
Fnma Tba 30 Yr 4	Single Family Mortgage		2,500,000	4.000	04/13/2052	2,626,672	2,656,150
Fnma Tba 30 Yr 4	Single Family Mortgage		(2,500,000)	4.000	04/13/2052	(2,620,801)	(2,656,150)
Freddie Mac			1,029,000	0.010	07/15/2032	860,601	844,511
Freddie Mac			137,478	5.000	11/15/2034	147,233	154,320
Freddie Mac			413,164	5.000	08/15/2039	454,610	460,999
Freddie Mac			1,546,211	3.000	11/25/2049	1,596,463	1,606,777
Freddie Mac			460,000	0.010	12/14/2029	408,232	403,149
Freddie Mac Scrt			530,132	3.500	08/25/2058	538,255	552,993
Gnma Ii Pool 004746	G2 07/40 Fixed 4.5		274,259	4.500	07/20/2040	287,972	300,673
Gnma Ii Pool 005055	G2 05/41 Fixed 4.5		224,106	4.500	05/20/2041	235,311	247,543
Gnma Ii Pool 005082	G2 06/41 Fixed 4.5		101,058	4.500	06/20/2041	106,111	111,720
Gnma Ii Pool Ma0023	G2 04/42 Fixed 4		627,846	4.000	04/20/2042	642,070	680,095
Gnma Ii Pool Ma0154	G2 06/42 Fixed 3.5		173,184	3.500	06/20/2042	173,698	185,530
Gnma Ii Pool Ma0392	G2 09/42 Fixed 3.5		786,843	3.500	09/20/2042	794,712	842,906
Gnma Ii Pool Ma1523	G2 12/43 Fixed 4.5		204,509	4.500	12/20/2043	213,041	226,213
Gnma Ii Pool Ma3244	G2 11/45 Fixed 3.5		358,194	3.500	11/20/2045	357,830	379,553
Gnma Ii Pool Ma3245	G2 11/45 Fixed 4		381,796	4.000	11/20/2045	391,475	413,042
Gnma Ii Pool Ma3664	G2 05/46 Fixed 4		385,583	4.000	05/20/2046	393,355	416,110
Gnma Ii Pool Ma3873	G2 08/46 Fixed 3		1,442,233	3.000	08/20/2046	1,407,998	1,505,432
Gnma Ii Pool Ma3874	G2 08/46 Fixed 3.5		861,737	3.500	08/20/2046	864,834	907,737
Gnma Ii Pool Ma3937	G2 09/46 Fixed 3.5		32,800	3.500	09/20/2046	33,394	34,521
Gnma Ii Pool Ma4069	G2 11/46 Fixed 3.5		301,342	3.500	11/20/2046	300,706	316,952
Gnma Ii Pool Ma4125	G2 12/46 Fixed 2.5		136,937	2.500	12/20/2046	129,106	141,072

(a)	(b)	(c)			(d)	(e)
	Identity of issue, borrower, lessor or similar party	Description of Investment Including Maturity Date, Rate of Interest, Collateral, Par or Maturity Value				
		Type	Shares/ Principal	Interest Rate	Maturity Date	Cost	Current Value
		United States Government and Government Agency obligations (continued):					
Gnma Ii Pool Ma4127	G2 12/46 Fixed 3.5		20,864	3.500 %	12/20/2046	$ 21,238	$ 21,968
Gnma Ii Pool Ma4510	G2 06/47 Fixed 3.5		135,449	3.500	06/20/2047	137,750	142,296
Gnma Ii Pool Ma4720	G2 09/47 Fixed 4		826,316	4.000	09/20/2047	856,076	878,448
Gnma Ii Pool Ma4837	G2 11/47 Fixed 3.5		90,390	3.500	11/20/2047	91,958	95,049
Gnma Ii Pool Ma4840	G2 11/47 Fixed 5		147,724	5.000	11/20/2047	154,164	160,110
Gnma Ii Pool Ma4900	G2 12/47 Fixed 3.5		217,300	3.500	12/20/2047	232,312	228,180
Gnma Ii Pool Ma4964	G2 01/48 Fixed 4.5		157,755	4.500	01/20/2048	162,833	169,047
Gnma Ii Pool Ma5021	G2 02/48 Fixed 4.5		182,209	4.500	02/20/2048	187,895	194,953
Gnma Ii Pool Ma5079	G2 03/48 Fixed 4.5		30,023	4.500	03/20/2048	31,072	32,119
Gnma Ii Pool Ma5136	G2 04/48 Fixed 3.5		730,139	3.500	04/20/2048	778,511	765,543
Gnma Ii Pool Ma5396	G2 08/48 Fixed 3		198,020	3.000	08/20/2048	203,412	205,620
Gnma Ii Pool Ma5709	G2 01/49 Fixed 3.5		161,347	3.500	01/20/2049	166,515	169,467
Gnma Ii Pool Ma6038	G2 07/49 Fixed 3		96,382	3.000	07/20/2049	100,975	99,851
Gnma Ii Pool Ma6218	G2 10/49 Fixed 3		343,222	3.000	10/20/2049	359,149	355,361
Gnma Ii Pool Ma6408	G2 01/50 Fixed 2.5		312,078	2.500	01/20/2050	322,002	319,983
Gnma Ii Pool Ma6409	G2 01/50 Fixed 3		646,707	3.000	01/20/2050	675,101	669,703
Gnma Ii Pool Ma7254	G2 03/51 Fixed 2		457,504	2.000	03/20/2051	464,796	462,130
Gnma Ii Tba 30 Yr 2.5	Jumbos		1,500,000	2.500	01/21/2052	1,535,273	1,536,090
Gnma Ii Tba 30 Yr 3	Jumbos		500,000	3.000	07/20/2049	516,914	517,325
Govt Of Bermuda	Sr Unsecured		200,000	2.375	08/20/2030	199,770	199,500
Resolution Funding Strip	Bonds 01/30 0.00000		325,000	0.010	01/15/2030	281,414	283,332
Resolution Funding Strip	Bonds 04/30 0.00000		271,000	0.010	04/15/2030	190,158	234,271
Strips	02/33 0.00000		5,060,000	0.010	02/15/2033	3,270,611	4,178,649
Strips	02/39 0.00000		450,000	0.010	02/15/2039	302,674	320,904
Strips	02/40 0.00000		735,000	0.010	02/15/2040	524,843	508,561
Strips	02/44 0.00000		1,740,000	0.010	02/15/2044	966,844	1,091,746
Strips	02/45 0.00000		520,000	0.010	02/15/2045	288,414	319,488
Strips	02/46 0.00000		70,000	0.010	02/15/2046	37,142	42,326
Strips	05/37 0.00000		2,865,000	0.010	05/15/2037	1,622,830	2,134,912
Strips	05/41 0.00000		130,000	0.010	05/15/2041	88,526	86,737
Strips	08/30 0.00000		445,000	0.010	08/15/2030	404,790	388,036
Strips	08/40 0.00000		360,000	0.010	08/15/2040	257,125	245,048
Strips	08/41 0.00000		35,000	0.010	08/15/2041	23,296	23,200
Strips	08/44 0.00000		2,015,000	0.010	08/15/2044	1,138,576	1,255,768
Strips	08/45 0.00000		1,300,000	0.010	08/15/2045	724,489	793,910
Strips	11/38 0.00000		265,000	0.010	11/15/2038	179,217	189,979
Strips	11/40 0.00000		1,895,000	0.010	11/15/2040	1,316,324	1,283,446
Strips	11/43 0.00000		25,000	0.010	11/15/2043	14,097	15,780
Strips	11/45 0.00000		95,000	0.010	11/15/2045	50,740	57,894
Tenn Val Auth Cpn Strip	Bonds 04/30 0.00000		300,000	0.010	04/01/2030	262,104	259,206
Tenn Valley Authority	Sr Unsecured 04/36 5.98		300,000	5.980	04/01/2036	377,203	446,748
Treasury Bill	02/22 0.00000		500,000	0.010	02/24/2022	499,874	499,980
Treasury Bill	02/22 0.00000		1,000,000	0.010	02/03/2022	999,927	999,970
Treasury Bill	02/22 0.00000		31,000	0.010	02/17/2022	30,992	30,999
Treasury Bill	03/22 0.00000		5,600,000	0.010	03/24/2022	5,598,811	5,599,328
Treasury Bill	03/22 0.00000		5,300,000	0.010	03/31/2022	5,298,660	5,299,311
Treasury Bill	03/22 0.00000		2,300,000	0.010	03/01/2022	2,299,840	2,299,885
Treasury Bill	03/22 0.00000		300,000	0.010	03/22/2022	299,945	299,955
Treasury Bill	04/22 0.00000		2,100,000	0.010	04/07/2022	2,099,416	2,099,601
Treasury Bill	04/22 0.00000		2,000,000	0.010	04/14/2022	1,999,480	1,999,580
Tsy Infl Ix N/B	01/28 0.5		5,941,353	0.500	01/15/2028	6,690,225	6,647,483
US Dept Veteran Affairs Remic Vendee Mtg Tr			102,117	1.000	06/15/2024	83,784	105,436
US Treasury N/B	01/26 0.375		7,040,000	0.375	01/31/2026	6,832,816	6,810,637
US Treasury N/B	02/26 0.5		290,000	0.500	02/28/2026	285,956	281,764
US Treasury N/B	02/26 1.625		7,800,000	1.625	02/15/2026	8,124,404	7,934,082
US Treasury N/B	02/36 4.5		1,000,000	4.500	02/15/2036	1,363,526	1,374,380
US Treasury N/B	02/46 2.5		1,800,000	2.500	02/15/2046	1,879,834	1,988,370
US Treasury N/B	03/23 0.125		17,535,000	0.125	03/31/2023	17,517,729	17,454,164
US Treasury N/B	04/23 0.125		720,000	0.125	04/30/2023	719,184	716,148
US Treasury N/B	04/26 0.75		3,904,000	0.750	04/30/2026	3,889,214	3,826,662
US Treasury N/B	04/28 1.25		4,595,000	1.250	04/30/2028	4,567,717	4,553,186
US Treasury N/B	04/28 1.25		2,745,000	1.250	04/30/2028	2,740,134	2,720,021

(a)	(b)	(c) Description of Investment Including Maturity Date, Rate of Interest, Collateral, Par or Maturity Value				(d)	(e)
Identity of issue, borrower, lessor or similar party		Type	Shares/ Principal	Interest Rate	Maturity Date	Cost	Current Value
		United States Government and Government Agency obligations (continued):					
US Treasury N/B	05/23 0.125		7,655,000	0.125 %	05/31/2023	$ 7,635,819	$ 7,607,462
US Treasury N/B	05/26 0.75		7,535,000	0.750	05/31/2026	7,379,296	7,380,156
US Treasury N/B	05/41 2.25		4,610,000	2.250	05/15/2041	4,804,640	4,841,929
US Treasury N/B	05/43 2.875		6,860,000	2.875	05/15/2043	7,879,353	7,971,526
US Treasury N/B	05/45 3		35,000	3.000	05/15/2045	47,474	41,862
US Treasury N/B	05/46 2.5		205,000	2.500	05/15/2046	212,005	226,566
US Treasury N/B	06/23 0.125		5,510,000	0.125	06/30/2023	5,501,992	5,472,752
US Treasury N/B	06/23 0.125		7,355,000	0.125	06/30/2023	7,350,609	7,305,280
US Treasury N/B	06/25 0.25		6,000,000	0.250	06/30/2025	5,898,281	5,829,120
US Treasury N/B	06/26 0.875		7,256,000	0.875	06/30/2026	7,312,206	7,140,920
US Treasury N/B	07/23 0.125		2,750,000	0.125	07/31/2023	2,745,918	2,728,413
US Treasury N/B	08/27 0.5		1,940,000	0.500	08/31/2027	1,943,486	1,851,109
US Treasury N/B	08/28 2.875		1,250,000	2.875	08/15/2028	1,425,984	1,365,138
US Treasury N/B	08/28 5.5		2,500,000	5.500	08/15/2028	3,359,014	3,144,150
US Treasury N/B	08/30 0.625		9,609,000	0.625	08/15/2030	9,361,463	8,961,161
US Treasury N/B	08/31 1.25		600,000	1.250	08/15/2031	588,298	586,596
US Treasury N/B	08/41 1.75		1,450,000	1.750	08/15/2041	1,386,959	1,405,819
US Treasury N/B	08/41 1.75		58,050,000	1.750	08/15/2041	56,945,502	56,281,217
US Treasury N/B	08/43 3.625		3,260,000	3.625	08/15/2043	4,132,954	4,228,839
US Treasury N/B	08/51 2		14,710,000	2.000	08/15/2051	14,907,181	14,995,080
US Treasury N/B	08/51 2		200,000	2.000	08/15/2051	206,284	203,876
US Treasury N/B	08/51 2		555,000	2.000	08/15/2051	556,938	565,756
US Treasury N/B	09/27 0.375		1,250,000	0.375	09/30/2027	1,228,125	1,183,150
US Treasury N/B	09/28 1.25		520,000	1.250	09/30/2028	519,431	513,885
US Treasury N/B	10/23 0.375		1,565,000	0.375	10/31/2023	1,561,271	1,555,767
US Treasury N/B	10/26 1.125		2,430,000	1.125	10/31/2026	2,417,850	2,413,865
US Treasury N/B	10/28 1.375		1,545,000	1.375	10/31/2028	1,533,411	1,538,727
US Treasury N/B	11/23 0.5		2,522,000	0.500	11/30/2023	2,519,242	2,512,341
US Treasury N/B	11/26 1.25		1,070,000	1.250	11/30/2026	1,078,025	1,069,337
US Treasury N/B	11/27 0.625		3,560,000	0.625	11/30/2027	3,552,491	3,409,661
US Treasury N/B	11/30 0.875		4,333,000	0.875	11/15/2030	4,308,815	4,119,556
US Treasury N/B	11/31 1.375		5,905,000	1.375	11/15/2031	5,807,937	5,830,243
US Treasury N/B	11/31 1.375		1,990,000	1.375	11/15/2031	1,953,513	1,964,807
US Treasury N/B	11/40 1.375		9,900,000	1.375	11/15/2040	8,559,208	9,022,167
US Treasury N/B	11/40 1.375		1,865,000	1.375	11/15/2040	1,726,805	1,699,630
US Treasury N/B	11/41 2		12,020,000	2.000	11/15/2041	12,058,606	12,157,148
US Treasury N/B	11/41 2		825,000	2.000	11/15/2041	843,813	834,413
US Treasury N/B	11/48 3.375		8,925,000	3.375	11/15/2048	11,554,049	11,677,470
US Treasury N/B	11/50 1.625		400,000	1.625	11/15/2050	406,891	372,672
US Treasury N/B	11/51 1.875		40,295,000	1.875	11/15/2051	40,097,057	39,973,849
US Treasury N/B	12/24 1.75		2,400,000	1.750	12/31/2024	2,528,235	2,454,744
Vendee Mortgage Trust	Vende 1995 1 2		42,532	7.792	02/15/2025	40,332	45,073
Vendee Mortgage Trust	Vende 1995 2D 4A		81,494	9.292	05/15/2025	87,326	88,628
		Total United States Government securities and Government agency obligations				518,774,154	520,594,117
		Corporate obligations:					
.Rcis Golf Llc	Term Loan B		200,000	1.000	11/24/2028	198,004	200,938
1011778 Bc Unlimited Lblty Co	Term Loan B4		742,568	1.000	11/19/2026	603,874	733,750
180 Medical Inc	Company Guar 144A		475,000	3.875	10/15/2029	474,018	480,938
24 7 Intouch Inc	First Lien		338,513	1.000	08/25/2025	314,821	335,551
3M Company	Sr Unsecured 09/48 4		1,300,000	4.000	09/14/2048	1,481,117	1,561,820
7 Eleven Inc	Sr Unsecured 144A 02/41 2.5		1,445,000	2.500	02/10/2041	1,350,517	1,333,244
7 Eleven Inc	Sr Unsecured 144A 02/51 2.8		475,000	2.800	02/10/2051	426,460	440,534
Abbott Laboratories	Sr Unsecured 04/39 6		1,140,000	6.000	04/01/2039	1,323,138	1,645,088
Abbott Laboratories	Sr Unsecured 05/40 5.3		765,000	5.300	05/27/2040	864,240	1,056,327
Abbott Laboratories	Sr Unsecured 05/40 5.3		250,000	5.300	05/27/2040	333,775	345,205
Abbott Laboratories	Sr Unsecured 11/36 4.75		1,200,000	4.750	11/30/2036	1,557,347	1,531,344
Abbott Laboratories	Sr Unsecured 11/46 4.9		1,000,000	4.900	11/30/2046	1,360,903	1,367,200
Abbvie Inc	Sr Unsecured 05/35 4.5		817,000	4.500	05/14/2035	826,223	977,312
Abbvie Inc	Sr Unsecured 05/45 4.7		200,000	4.700	05/14/2045	204,682	248,126
Abbvie Inc	Sr Unsecured 06/24 1.25		750,000	1.250	06/01/2024	833,750	877,593

(a)	(b)	(c) Description of Investment Including Maturity Date, Rate of Interest, Collateral, Par or Maturity Value				(d)	(e)
	Identity of issue, borrower, lessor or similar party	Type	Shares/ Principal	Interest Rate	Maturity Date	Cost	Current Value
		Corporate obligations (continued):					
	Abbvie Inc	Sr Unsecured 11/23 3.75	1,040,000	3.750 %	11/14/2023	$ 1,038,669	$ 1,088,828
	Abbvie Inc	Sr Unsecured 11/39 4.05	620,000	4.050	11/21/2039	625,525	711,345
	Abbvie Inc	Sr Unsecured 11/39 4.05	1,495,000	4.050	11/21/2039	1,501,809	1,715,258
	Abbvie Inc	Sr Unsecured 11/42 4.4	2,510,000	4.400	11/06/2042	2,968,993	2,994,957
	Abbvie Inc	Sr Unsecured 11/49 4.25	1,000,000	4.250	11/21/2049	992,192	1,202,170
	Abg Intermediate Hldgs 2 Llc	First Lien	642,732	1.000	09/27/2024	639,522	644,139
	Acadia Healthcare Co Inc	Company Guar	397,000	5.000	04/15/2029	400,470	407,918
	Accuride Corp	Term Loan	583,537	1.000	11/17/2023	583,539	565,155
	Acrisure Llc / Fin Inc	Sr Unsecured 144A 08/29 6	142,000	6.000	08/01/2029	136,154	140,225
	Activision Blizzard	Sr Unsecured 09/50 2.5	2,980,000	2.500	09/15/2050	2,596,665	2,609,854
	Advent Health System	Bonds 03/49 3.63	90,000	3.630	03/01/2049	90,000	99,403
	Adventhealth Obl Grp	Unsecured 11/51 2.795	150,000	2.795	11/15/2051	150,000	146,220
	Advisor Group Holdings I	Sr Unsecured	267,000	10.75	08/01/2027	269,003	296,370
	Advocate Health Corp	Sr Unsecured 08/48 4.272	250,000	4.272	08/15/2048	305,190	309,230
	Advocate Health Corp	Sr Unsecured 08/48 4.272	534,000	4.272	08/15/2048	536,029	660,515
	Advocate Health Corp	Sr Unsecured 10/49 3.387	250,000	3.387	10/15/2049	250,000	278,348
	Advocate Health Corp	Unsecured 06/50 3.008	1,280,000	3.008	06/15/2050	1,280,000	1,319,270
	Advocate Health Corp	Unsecured 06/50 3.008	150,000	3.008	06/15/2050	150,000	154,602
	Aegion Corporation	Term Loan	598,500	1.000	05/17/2028	595,512	601,989
	Aep Texas Inc	Sr Unsecured 01/50 3.45	2,570,000	3.450	01/15/2050	2,620,141	2,614,127
	Aep Transmission Co Llc	Sr Unsecured 04/50 3.65	297,000	3.650	04/01/2050	354,736	327,858
	Aep Transmission Co Llc	Sr Unsecured 08/51 2.75	120,000	2.750	08/15/2051	119,537	114,156
	Aep Transmission Co Llc	Sr Unsecured 08/51 2.75	255,000	2.750	08/15/2051	254,016	242,582
	Aep Transmission Co Llc	Sr Unsecured 09/49 3.15	105,000	3.150	09/15/2049	104,232	106,895
	Aep Transmission Co Llc	Sr Unsecured 12/46 4	250,000	4.000	12/01/2046	284,093	288,178
	Aercap Ireland Cap/Globa	Company Guar 01/32 3.3	1,010,000	3.300	01/30/2032	1,006,202	1,028,958
	Aercap Ireland Cap/Globa	Company Guar 10/28 3	1,130,000	3.000	10/29/2028	1,127,943	1,145,978
	Aethon Un/Aethin Un Fin	Sr Unsecured	619,000	8.250	02/15/2026	619,000	664,930
	Affinity Gaming	Sr Secured 144A 12/27 6.875	416,000	6.875	12/15/2027	423,804	432,640
	Aflac Inc	Sr Unsecured 01/49 4.75	400,000	4.750	01/15/2049	498,341	529,900
	Ag Issuer Llc	Sr Secured 144A 03/28 6.25	502,000	6.250	03/01/2028	513,658	520,825
	Ahead Db Holdings Llc	Company Guar	287,000	6.625	05/01/2028	288,578	284,848
	Ahern Rentals Inc	Secured 144A 05/23 7.375	395,000	7.375	05/15/2023	347,625	375,744
	Ahp Health Partn	Sr Unsecured	260,000	5.750	07/15/2029	261,647	257,400
	Ahs Hospital Corp	Sr Unsecured 07/51 2.78	150,000	2.780	07/01/2051	150,000	148,691
	Ahs Hospital Corp	Unsecured 07/45 5.024	200,000	5.024	07/01/2045	262,462	272,458
	Ahs Hospital Corp	Unsecured 07/45 5.024	650,000	5.024	07/01/2045	721,663	885,489
	Ai Aqua Merger Sub Inc	2021 1St Lien Delayed Draw Tl	31,111	1.000	07/31/2028	30,956	31,236
	Ai Aqua Merger Sub Inc	2021 1St Lien Term Loan B	318,889	1.000	07/31/2028	317,299	320,169
	Ai Convoy Luxembourg Sarl	2021 Term Loan B1	500,000	1.000	01/18/2027	500,005	501,603
	Air Canada	Sr Secured 144A 08/26 3.875	266,000	3.875	08/15/2026	267,528	271,320
	Air Lease Corp	Jr Subordina 12/99 Var	138,000	1.000	12/31/2099	137,215	142,613
	Air Products + Chemicals	Sr Unsecured 05/40 2.7	300,000	2.700	05/15/2040	299,166	302,526
	Aircastle Ltd	Jr Subordina 144A 12/99 Var	257,000	1.000	12/31/2099	257,640	262,140
	Akbank Tas	Subordinated 144A 03/27 Var	269,000	1.000	03/16/2027	267,655	265,019
	Alabama Power Co	Sr Unsecured 03/45 3.75	1,200,000	3.750	03/01/2045	1,275,609	1,327,824
	Alabama Power Co	Sr Unsecured 03/45 3.75	365,000	3.750	03/01/2045	409,129	403,880
	Alabama Power Co	Sr Unsecured 03/52 3	300,000	3.000	03/15/2052	299,472	299,241
	Alabama Power Co	Sr Unsecured 07/51 3.125	250,000	3.125	07/15/2051	249,268	254,918
	Alabama Power Co	Sr Unsecured 10/49 3.45	200,000	3.450	10/01/2049	199,330	211,912
	Albertsons Cos/Safeway	Company Guar	548,000	3.500	03/15/2029	547,853	549,074
	Alcoa Nederland Holding	Company Guar	513,000	4.125	03/31/2029	518,281	528,390
	Alcoa Nederland Holding	Company Guar	325,000	5.500	12/15/2027	325,000	347,750
	Alexandria Real Estate E	Company Guar 05/32 2	415,000	2.000	05/18/2032	413,718	396,329
	Alfa Desarrollo Spa	Sr Secured	2,050,000	4.550	09/27/2051	2,042,817	2,023,350
	Alfa Desarrollo Spa	Sr Secured	200,000	4.550	09/27/2051	200,000	197,400
	Alibaba Group Holding	Sr Unsecured 02/41 2.7	420,000	2.700	02/09/2041	406,287	383,351
	Alibaba Group Holding	Sr Unsecured 02/51 3.15	245,000	3.150	02/09/2051	244,953	229,327
	Alibaba Group Holding	Sr Unsecured 02/61 3.25	705,000	3.250	02/09/2061	678,765	648,868
	Alibaba Group Holding	Sr Unsecured 12/37 4	500,000	4.000	12/06/2037	525,675	541,985
	Alibaba Group Holding	Sr Unsecured 12/47 4.2	1,150,000	4.200	12/06/2047	1,261,169	1,264,678
	Alibaba Group Holding	Sr Unsecured 12/57 4.4	200,000	4.400	12/06/2057	234,138	227,134
	Alixpartners Llp	2021 Usd Term Loan B	397,000	1.000	02/04/2028	396,012	395,724

(a)	(b)	(c) Description of Investment Including Maturity Date, Rate of Interest, Collateral, Par or Maturity Value			(d)	(e)
	Identity of issue, borrower, lessor or similar party	Type	Shares/ Principal	Interest Rate	Maturity Date	Cost	Current Value
		Corporate obligations (continued):					
	Alliance Data Systems Co	Company Guar	284,000	4.750 %	12/15/2024	$ 279,635	$ 289,774
	Alliant Holdings Inter Llc	Term Loan B	583,030	1.000	05/09/2025	577,210	578,244
	Allina Health System	Secured 11/51 2.902	100,000	2.902	11/15/2051	100,000	100,601
	Allina Health System	Unsecured 04/49 3.887	300,000	3.887	04/15/2049	353,169	351,387
	Allison Transmission Inc	Company Guar	285,000	3.750	01/30/2031	281,636	277,875
	Allstate Corp	Sr Unsecured 06/43 4.5	750,000	4.500	06/15/2043	912,180	911,745
	Allstate Corp	Sr Unsecured 08/49 3.85	250,000	3.850	08/10/2049	267,243	291,705
	Ally Financial Inc	Jr Subordina 12/99 Var	544,000	1.000	12/31/2099	544,000	564,400
	Alpha Metallurgical Resources	2019 Term Loan	704,529	1.000	06/14/2024	567,960	704,529
	Alphabet Inc	Sr Unsecured 08/40 1.9	300,000	1.900	08/15/2040	295,991	273,180
	Alphabet Inc	Sr Unsecured 08/50 2.05	490,000	2.050	08/15/2050	485,860	437,291
	Alphabet Inc	Sr Unsecured 08/60 2.25	1,350,000	2.250	08/15/2060	1,248,065	1,202,999
	Alta Equipment Group	Secured	294,000	5.625	04/15/2026	295,332	302,382
	Alterra Mountain Company		1,104,945	1.000	08/17/2028	1,104,945	1,104,945
	Altice France Sa	Term B13	48,500	1.000	08/14/2026	47,292	48,330
	Altice France Sa	Termb12	599,968	1.000	01/31/2026	598,470	595,843
	Altria Group Inc	Company Guar 02/39 10.2	1,545,000	10.20	02/06/2039	2,779,493	2,583,008
	Altria Group Inc	Company Guar 02/39 5.8	3,545,000	5.800	02/14/2039	3,900,272	4,261,019
	Altria Group Inc	Company Guar 08/42 4.25	1,590,000	4.250	08/09/2042	1,685,249	1,614,248
	Altria Group Inc	Company Guar 11/38 9.95	1,065,000	9.950	11/10/2038	1,910,200	1,742,862
	Amazon.Com Inc	Sr Unsecured 05/41 2.875	750,000	2.875	05/12/2041	747,173	778,838
	Amazon.Com Inc	Sr Unsecured 05/51 3.1	535,000	3.100	05/12/2051	531,169	571,177
	Amazon.Com Inc	Sr Unsecured 05/51 3.1	750,000	3.100	05/12/2051	744,630	800,715
	Amazon.Com Inc	Sr Unsecured 05/61 3.25	750,000	3.250	05/12/2061	743,850	807,338
	Amazon.Com Inc	Sr Unsecured 06/50 2.5	1,310,000	2.500	06/03/2050	1,271,117	1,247,303
	Amazon.Com Inc	Sr Unsecured 06/50 2.5	800,000	2.500	06/03/2050	807,874	761,712
	Amazon.Com Inc	Sr Unsecured 06/60 2.7	500,000	2.700	06/03/2060	505,006	481,805
	Amazon.Com Inc	Sr Unsecured 08/37 3.875	850,000	3.875	08/22/2037	962,767	999,031
	Amazon.Com Inc	Sr Unsecured 08/47 4.05	1,000,000	4.050	08/22/2047	1,133,080	1,212,450
	Amazon.Com Inc	Sr Unsecured 08/57 4.25	1,100,000	4.250	08/22/2057	1,357,423	1,408,440
	Amazon.Com Inc	Sr Unsecured 12/34 4.8	250,000	4.800	12/05/2034	334,836	319,280
	Amazon.Com Inc	Sr Unsecured 12/44 4.95	390,000	4.950	12/05/2044	529,831	532,307
	Amazon.Com Inc	Sr Unsecured 12/44 4.95	1,385,000	4.950	12/05/2044	1,844,521	1,890,373
	Amc Entertainment Hldgs	Secured 144A 06/26 10	552,427	10.00	06/15/2026	556,152	545,831
	Amc Entmt Inc	Syndicated Lns Term Loan B	298,589	1.000	04/22/2026	258,062	270,037
	Amc Networks Inc	Company Guar 02/29 4.25	275,000	4.250	02/15/2029	278,192	273,281
	Amer Sports Oyj	Eur Term Loan B	550,000	1.000	03/30/2026	620,049	626,361
	Ameren Illinois Co	1St Mortgage 03/49 4.5	250,000	4.500	03/15/2049	295,415	318,000
	Ameren Illinois Co	1St Mortgage 03/50 3.25	100,000	3.250	03/15/2050	99,506	106,298
	America Movil Sab De Cv	Company Guar	250,000	6.375	03/01/2035	348,265	345,908
	America Movil Sab De Cv	Company Guar	2,465,000	6.125	03/30/2040	3,071,049	3,458,494
	America Movil Sab De Cv	Company Guar	1,500,000	6.125	03/30/2040	1,983,778	2,104,560
	America Movil Sab De Cv	Sr Unsecured	650,000	4.375	04/22/2049	757,104	785,785
	American Airlines Inc	Sr Secured	857,000	11.75	07/15/2025	883,234	1,057,324
	American Builders	Contractor 2019 Term Loan	635,375	1.000	01/15/2027	633,291	632,065
	American Electric Power	Sr Unsecured 03/50 3.25	905,000	3.250	03/01/2050	903,452	888,565
	American Express Co	Sr Unsecured 12/42 4.05	570,000	4.050	12/03/2042	670,182	676,601
	American Intl Group	Sr Unsecured 07/44 4.5	450,000	4.500	07/16/2044	514,260	554,198
	American Residential Services	2020 Term Loan B	346,500	1.000	10/15/2027	344,773	346,933
	American Tire Dist Holding Inc	2021 Term Loan B	500,000	1.000	10/08/2028	493,755	504,108
	American Trailer World Corp.	Term Loan B	830,825	1.000	03/03/2028	826,694	829,267
	American University	Unsecured 04/49 3.672	500,000	3.672	04/01/2049	519,415	577,735
	Amgen Inc	Sr Unsecured 02/39 6.4	495,000	6.400	02/01/2039	700,826	697,945
	Amgen Inc	Sr Unsecured 02/40 3.15	2,750,000	3.150	02/21/2040	2,810,470	2,820,153
	Amgen Inc	Sr Unsecured 06/37 6.375	1,045,000	6.375	06/01/2037	1,431,619	1,480,765
	Amgen Inc	Sr Unsecured 09/53 2.77	4,373,000	2.770	09/01/2053	4,339,547	4,085,738
	Amn Healthcare Inc	Company Guar	257,000	4.000	04/15/2029	263,746	260,534
	Amsted Industries	Sr Unsecured	249,000	4.625	05/15/2030	239,063	255,225
	Amwins Group Inc	Amwins Group Inc Term Loan B	297,001	1.000	02/19/2028	296,263	295,176
	Analog Devices Inc	Sr Unsecured 10/41 2.8	1,620,000	2.800	10/01/2041	1,607,477	1,638,533
	Analog Devices Inc	Sr Unsecured 10/41 2.8	500,000	2.800	10/01/2041	502,928	505,720
	Analog Devices Inc	Sr Unsecured 10/51 2.95	500,000	2.950	10/01/2051	505,479	513,465
	Anastasia Parent Llc	Term Loan	561,219	1.000	08/11/2025	386,342	506,009

(a)	(b)	(c)				(d)	(e)
	Identity of issue, borrower, lessor or similar party	Description of Investment Including Maturity Date, Rate of Interest, Collateral, Par or Maturity Value					
		Type	Shares/ Principal	Interest Rate	Maturity Date	Cost	Current Value
		Corporate obligations (continued):					
	Anheuser Busch Co/Inbev	Company Guar 02/46 4.9	5,365,000	4.900 %	02/01/2046	$ 5,824,592	$ 6,781,038
	Anheuser Busch Inbev Wor	Company Guar 01/39 5.45	265,000	5.450	01/23/2039	344,593	346,821
	Anheuser Busch Inbev Wor	Company Guar 01/39 8.2	2,755,000	8.200	01/15/2039	3,879,383	4,473,431
	Anheuser Busch Inbev Wor	Company Guar 01/42 4.95	1,895,000	4.950	01/15/2042	2,324,426	2,376,917
	Anheuser Busch Inbev Wor	Company Guar 01/49 5.55	225,000	5.550	01/23/2049	275,645	311,279
	Anheuser Busch Inbev Wor	Company Guar 01/59 5.8	910,000	5.800	01/23/2059	906,770	1,315,724
	Anheuser Busch Inbev Wor	Company Guar 04/38 4.375	2,395,000	4.375	04/15/2038	2,375,213	2,804,689
	Anheuser Busch Inbev Wor	Company Guar 06/60 4.6	275,000	4.600	06/01/2060	274,769	340,359
	Anheuser Busch Inbev Wor	Company Guar 07/42 3.75	1,135,000	3.750	07/15/2042	1,182,044	1,237,161
	Anheuser Busch Inbev Wor	Company Guar 11/39 8	1,662,000	8.000	11/15/2039	2,497,147	2,685,277
	Antero Midstream Part/Fi	Company Guar 144A 05/26 7.875	229,000	7.875	05/15/2026	229,000	252,367
	Antero Midstream Part/Fi	Company Guar 144A 06/29 5.375	286,000	5.375	06/15/2029	286,000	301,736
	Antero Resources Corp	Company Guar 144A 02/29 7.625	229,000	7.625	02/01/2029	234,213	254,190
	Antero Resources Corp	Company Guar 144A 07/26 8.375	221,000	8.375	07/15/2026	245,310	251,624
	Anthem Inc	Sr Unsecured 01/44 5.1	390,000	5.100	01/15/2044	504,871	514,866
	Anthem Inc	Sr Unsecured 03/51 3.6	1,240,000	3.600	03/15/2051	1,235,486	1,376,338
	Anthem Inc	Sr Unsecured 08/24 3.5	500,000	3.500	08/15/2024	519,515	527,985
	Anthem Inc	Sr Unsecured 08/44 4.65	475,000	4.650	08/15/2044	607,444	595,398
	Anticimex International Ab	2021 Usd Term Loan B1	300,000	1.000	11/16/2028	298,505	299,718
	Apache Corp	Sr Unsecured 04/43 4.75	126,000	4.750	04/15/2043	66,879	131,937
	Apache Corp	Sr Unsecured 09/40 5.1	717,000	5.100	09/01/2040	507,271	810,210
	Apache Corp	Sr Unsecured 10/28 4.375	824,000	4.375	10/15/2028	737,439	896,504
	Apache Corp	Sr Unsecured 11/25 4.625	431,000	4.625	11/15/2025	431,000	462,786
	Apex Group Treasury Limited	Usd Term Loan	498,750	1.000	07/27/2028	497,508	498,595
	Api Escrow Corp	Company Guar 144A 10/29 4.75	360,000	4.750	10/15/2029	360,000	367,200
	Api Group De Inc	Company Guar 144A 07/29 4.125	380,000	4.125	07/15/2029	372,670	381,900
	Api Heat Transfer Thermasys Co	First Lien	49,266	1.000	10/02/2023	48,633	35,718
	Api Heat Transfer Thermasys Co	Second Out Term Loan	294,146	1.000	12/29/2023	288,201	110,305
	Api Technologies Corp	2019 Term Loan B	682,500	1.000	05/09/2026	679,842	651,788
	Apollo Cmmrl Real Est Fi	Sr Secured 144A 06/29 4.625	621,000	4.625	06/15/2029	620,708	600,818
	Apollo Coml Real Estate Fin In	Term Loan B	341,250	1.000	05/15/2026	339,551	337,838
	Apollo Management Holdin	Company Guar	1,385,000	4.872	02/15/2029	1,460,287	1,594,495
	Apollo Management Holdin	Company Guar	1,865,000	5.000	03/15/2048	1,873,061	2,451,990
	Appalachian Power Co	Sr Unsecured 03/49 4.5	250,000	4.500	03/01/2049	310,008	300,370
	Appalachian Power Co	Sr Unsecured 04/38 7	300,000	7.000	04/01/2038	433,323	431,052
	Appalachian Power Co	Sr Unsecured 05/44 4.4	250,000	4.400	05/15/2044	280,393	289,343
	Apple Inc	Sr Unsecured 02/41 2.375	400,000	2.375	02/08/2041	399,368	388,176
	Apple Inc	Sr Unsecured 02/45 3.45	1,060,000	3.450	02/09/2045	1,004,689	1,182,843
	Apple Inc	Sr Unsecured 02/45 3.45	1,250,000	3.450	02/09/2045	1,327,100	1,394,863
	Apple Inc	Sr Unsecured 02/46 4.65	4,655,000	4.650	02/23/2046	5,590,165	6,105,917
	Apple Inc	Sr Unsecured 02/46 4.65	1,460,000	4.650	02/23/2046	1,829,154	1,915,067
	Apple Inc	Sr Unsecured 02/51 2.65	785,000	2.650	02/08/2051	779,843	771,820
	Apple Inc	Sr Unsecured 02/51 2.65	1,000,000	2.650	02/08/2051	993,430	983,210
	Apple Inc	Sr Unsecured 02/61 2.8	1,500,000	2.800	02/08/2061	1,426,418	1,489,395
	Apple Inc	Sr Unsecured 05/43 3.85	2,530,000	3.850	05/04/2043	2,992,757	2,979,277
	Apple Inc	Sr Unsecured 05/43 3.85	2,000,000	3.850	05/04/2043	2,125,560	2,355,160
	Apple Inc	Sr Unsecured 05/45 4.375	500,000	4.375	05/13/2045	661,575	630,495
	Apple Inc	Sr Unsecured 05/50 2.65	1,320,000	2.650	05/11/2050	1,301,137	1,297,732
	Apple Inc	Sr Unsecured 05/50 2.65	500,000	2.650	05/11/2050	492,855	491,565
	Apple Inc	Sr Unsecured 08/51 2.7	500,000	2.700	08/05/2051	499,490	494,605
	Apple Inc	Sr Unsecured 08/60 2.55	315,000	2.550	08/20/2060	311,639	295,820
	Apple Inc	Sr Unsecured 08/61 2.85	500,000	2.850	08/05/2061	499,405	500,985
	Apple Inc	Sr Unsecured 09/47 3.75	2,830,000	3.750	09/12/2047	3,119,322	3,308,638
	Applied Materials Inc	Sr Unsecured 04/47 4.35	350,000	4.350	04/01/2047	406,743	444,395
	Applied Materials Inc	Sr Unsecured 06/41 5.85	250,000	5.850	06/15/2041	338,608	365,558
	Applied Materials Inc	Sr Unsecured 06/50 2.75	135,000	2.750	06/01/2050	134,370	135,193
	Applied Materials Inc	Sr Unsecured 10/35 5.1	250,000	5.100	10/01/2035	308,890	323,473
	Apro Llc	2019 Term Loan B	344,969	1.000	11/14/2026	340,142	345,832
	Aptiv Plc	Company Guar 12/51 3.1	1,470,000	3.100	12/01/2051	1,437,866	1,400,219
	Apttus Corporation	2021 Term Loan	548,625	1.000	05/08/2028	543,144	550,682
	Aqgen Island Holdings Inc	Term Loan	600,000	1.000	08/02/2028	597,006	598,500
	Archer Daniels Midland C	Sr Unsecured	650,000	4.500	03/15/2049	780,428	854,458
	Archer Daniels Midland C	Sr Unsecured	500,000	2.700	09/15/2051	492,395	502,415

(a)	(b)	(c) Description of Investment Including Maturity Date, Rate of Interest, Collateral, Par or Maturity Value			(d)	(e)
	Identity of issue, borrower, lessor or similar party	Type	Shares/ Principal	Interest Rate	Maturity Date	Cost	Current Value
		Corporate obligations (continued):					
	Arches Buyer Inc	Sr Unsecured	370,000	6.125 %	12/01/2028	$ 381,156	$ 372,313
	Arcline Fm Holdings, Llc	2021 Term Loan	1,197,250	1.000	06/23/2028	1,191,273	1,197,998
	Arconic Corp	Secured	249,000	6.125	02/15/2028	267,073	264,986
	Arcor Saic	Sr Unsecured	170,000	6.000	07/06/2023	151,817	167,452
	Arcosa Inc	Company Guar	286,000	4.375	04/15/2029	290,739	289,933
	Ardonagh Midco 2 Plc	Sr Unsecured	430,198	11.50	01/15/2027	426,397	479,107
	Aretec Group Inc	First Lien	434,051	1.000	10/01/2025	432,968	434,953
	Arizona Public Service	Sr Unsecured 03/49 4.25	250,000	4.250	03/01/2049	277,840	289,828
	Arizona Public Service	Sr Unsecured 04/42 4.5	300,000	4.500	04/01/2042	337,338	349,182
	Arizona Public Service	Sr Unsecured 05/46 3.75	250,000	3.750	05/15/2046	267,500	272,528
	Arizona Public Service	Sr Unsecured 05/50 3.35	1,125,000	3.350	05/15/2050	1,119,724	1,145,318
	Arizona Public Service	Sr Unsecured 05/50 3.35	250,000	3.350	05/15/2050	248,828	254,515
	Arizona Public Service	Sr Unsecured 05/50 3.35	85,000	3.350	05/15/2050	84,601	86,535
	Arizona Public Service	Sr Unsecured 08/48 4.2	300,000	4.200	08/15/2048	294,321	343,797
	Arizona Public Service	Sr Unsecured 09/50 2.65	210,000	2.650	09/15/2050	209,179	189,370
	Arizona Public Service	Sr Unsecured 12/31 2.2	490,000	2.200	12/15/2031	482,694	475,521
	Arizona Public Service	Sr Unsecured 12/49 3.5	250,000	3.500	12/01/2049	249,860	259,818
	Armor Holding Ii Llc	2021 Term Loan B	200,000	1.000	12/11/2028	198,006	200,917
	Armor Holding Ii Llc	2021 Term Loan B	285,870	1.000	12/11/2028	283,011	287,181
	Asbury Automotive Group	Company Guar	171,000	5.000	02/15/2032	171,000	177,447
	Asbury Automotive Group	Company Guar	143,000	4.625	11/15/2029	143,000	145,681
	Ascend Learning Llc	2021 Term Loan	1,200,000	1.000	12/11/2028	1,194,005	1,199,754
	Ascend Prfrmce Mtls Oprtns Llc	2019 Term Loan B	97,763	1.000	08/27/2026	95,812	99,066
	Ascension Health	Sr Unsecured 11/39 3.106	200,000	3.106	11/15/2039	202,198	212,500
	Ascension Health	Sr Unsecured 11/46 3.945	500,000	3.945	11/15/2046	565,551	611,335
	Ascension Health	Sr Unsecured 11/46 3.945	500,000	3.945	11/15/2046	484,115	611,335
	Asian Development Bank	Sr Unsecured 06/28 5.82	580,000	5.820	06/16/2028	687,901	737,412
	Asian Development Bank	Sr Unsecured 10/28 6.375	329,000	6.375	10/01/2028	405,693	425,861
	Asp Chromaflo Intermediate	Term Loan B1	111,475	1.000	11/20/2023	111,483	111,475
	Asp Chromaflo Intermediate	Term Loan B2	159,330	1.000	11/20/2023	159,330	159,330
	Asp Dream Acquisition Co Llc	Term Loan B	400,000	1.000	12/15/2028	396,004	400,000
	Asp Unifrax Hldgs Inc	Term Loan B 1	461,312	1.000	12/12/2025	437,789	456,123
	Aspect Software Inc	2019 Revolver	130,374	1.000	07/15/2023	128,419	129,387
	Associated Asphalt Partners	L Tranche B Term Loan	361,945	1.000	04/05/2024	339,314	319,416
	Asteroid Private Merger	Company Guar	403,000	8.500	11/15/2029	405,274	421,449
	Aston Martin Capital Hol	Sr Secured	395,000	10.50	11/30/2025	433,803	434,500
	Astrazeneca Plc	Sr Unsecured 08/23 3.5	680,000	3.500	08/17/2023	677,776	709,621
	Astrazeneca Plc	Sr Unsecured 08/48 4.375	1,000,000	4.375	08/17/2048	1,268,960	1,290,540
	Astrazeneca Plc	Sr Unsecured 09/37 6.45	2,165,000	6.450	09/15/2037	3,242,411	3,182,767
	Astrazeneca Plc	Sr Unsecured 09/37 6.45	1,000,000	6.450	09/15/2037	1,493,960	1,470,100
	At+T Inc	Sr Unsecured 02/30 4.3	50,000	4.300	02/15/2030	49,667	56,275
	At+T Inc	Sr Unsecured 03/41 6.375	460,000	6.375	03/01/2041	638,314	650,095
	At+T Inc	Sr Unsecured 03/48 4.5	214,000	4.500	03/09/2048	243,380	249,494
	At+T Inc	Sr Unsecured 05/36 6.8	1,020,000	6.800	05/15/2036	1,148,296	1,390,729
	At+T Inc	Sr Unsecured 05/46 4.75	745,000	4.750	05/15/2046	927,056	899,692
	At+T Inc	Sr Unsecured 06/31 2.75	700,000	2.750	06/01/2031	698,873	714,175
	At+T Inc	Sr Unsecured 06/41 3.5	1,985,000	3.500	06/01/2041	2,016,633	2,040,064
	At+T Inc	Sr Unsecured 06/42 4.9	565,000	4.900	06/15/2042	661,734	680,650
	At+T Inc	Sr Unsecured 06/44 4.65	745,000	4.650	06/01/2044	843,571	872,537
	At+T Inc	Sr Unsecured 08/37 4.9	1,085,000	4.900	08/15/2037	1,334,235	1,311,060
	At+T Inc	Sr Unsecured 09/40 5.35	620,000	5.350	09/01/2040	787,964	785,447
	At+T Inc	Sr Unsecured 09/53 3.5	433,000	3.500	09/15/2053	442,855	436,854
	At+T Inc	Sr Unsecured 09/53 3.5	15,172,000	3.500	09/15/2053	15,107,341	15,307,031
	At+T Inc	Sr Unsecured 09/53 3.5	1,612,000	3.500	09/15/2053	1,595,558	1,626,347
	At+T Inc	Sr Unsecured 09/59 3.65	364,000	3.650	09/15/2059	369,548	367,600
	At+T Inc	Sr Unsecured 11/31 8.75	1,033,000	8.750	11/15/2031	1,433,829	1,513,934
	At+T Inc	Sr Unsecured 11/31 8.75	681,000	8.750	11/15/2031	945,244	998,053
	At+T Inc	Sr Unsecured 11/46 5.15	1,255,000	5.150	11/15/2046	1,240,405	1,592,131
	At+T Inc	Sr Unsecured 12/42 4.3	630,000	4.300	12/15/2042	678,762	711,270
	Athene Holding Ltd	Sr Unsecured 05/52 3.45	1,430,000	3.450	05/15/2052	1,429,757	1,436,278
	Atkore Inc	Sr Unsecured 144A 06/31 4.25	611,000	4.250	06/01/2031	621,904	626,275
	Atlas Air Worldwide Hldg	Sr Unsecured 06/24 1.875	199,000	1.875	06/01/2024	276,578	323,375
	Atlas Cc Acquisition Corp	Term Loan B	372,074	1.000	05/25/2028	368,358	373,382
	Atlas Cc Acquisition Corp	Term Loan C	75,676	1.000	05/25/2028	74,919	75,942

(a)	(b)	(c)				(d)	(e)
	Identity of issue, borrower, lessor or similar party	Description of Investment Including Maturity Date, Rate of Interest, Collateral, Par or Maturity Value					
		Type	Shares/ Principal	Interest Rate	Maturity Date	Cost	Current Value
		Corporate obligations (continued):					
	Atmos Energy Corp Sr Unsecured 03/49 4.125		650,000	4.125 %	03/15/2049	$ 777,121	$ 772,707
	Atmos Energy Corp Sr Unsecured 09/49 3.375		80,000	3.375	09/15/2049	79,941	84,915
	Atmos Energy Corp Sr Unsecured 10/44 4.125		750,000	4.125	10/15/2044	844,443	872,918
	Austin Bidco Inc Sr Unsecured 144A 12/28 7.125		303,000	7.125	12/15/2028	308,417	312,848
	Automation Tooling Syste Company Guar		273,000	4.125	12/15/2028	276,152	275,048
	Avalonbay Communities Sr Unsecured 04/48 4.35		35,000	4.350	04/15/2048	40,106	41,883
	Avalonbay Communities Sr Unsecured 10/46 3.9		200,000	3.900	10/15/2046	235,758	236,116
	Avaya Inc Sr Secured 144A 09/28 6.125		257,000	6.125	09/15/2028	268,301	272,420
	Aveanna Healthcare Llc 2021 Term Loan B		1,013,035	1.000	07/17/2028	1,010,812	1,009,961
	Avis Budget Car/Finance Company Guar		180,000	4.750	04/01/2028	185,500	184,050
	Avison Young (Canada) Inc Term Loan		106,700	1.000	01/31/2026	104,571	106,133
	Avista Corp 1St Mortgage 06/48 4.35		250,000	4.350	06/01/2048	316,155	308,718
	Avsc Holding Corp 2020 Term Loan B1		266,001	1.000	03/03/2025	252,242	245,652
	Axis Specialty Finan Plc Company Guar 04/45 5.15		1,055,000	5.150	04/01/2045	1,158,179	1,277,289
	Bakemark Holdings Inc 2021 Term Loan		250,000	1.000	09/05/2028	248,755	249,531
	Baker Hughes Hldgs Llc Sr Unsecured 09/40 5.125		550,000	5.125	09/15/2040	626,411	686,510
	Baker Hughes Llc/Co Obl Sr Unsecured 12/47 4.08		500,000	4.080	12/15/2047	489,275	568,195
	Ball Corp Company Guar 08/30 2.875		556,000	2.875	08/15/2030	551,107	539,320
	Baltimore Gas + Electric Sr Unsecured 09/48 4.25		150,000	4.250	09/15/2048	149,874	182,618
	Banca Carige Spa Covered Regs 05/22 Var		1,100,000	1.000	05/25/2022	1,226,591	1,255,511
	Banca Monte Dei Paschi S Covered Regs 10/27 0.875		500,000	0.875	10/08/2027	606,942	584,424
	Banco De Credito Del Per Sr Unsecured		1,300,000	4.650	09/17/2024	388,919	319,095
	Banco Santander Sa Sr Unsecured 03/26 1.849		200,000	1.849	03/25/2026	200,000	199,082
	Banff Merger Sub Inc 2021 Second Lien Term Loan		372,080	1.000	02/27/2026	373,330	376,342
	Banff Merger Sub Inc Initial Dollar Term Loan		229,003	1.000	10/02/2025	209,877	229,289
	Bank Of America Corp Jr Subordina 12/99 Var		465,000	1.000	12/31/2099	465,000	486,506
	Bank Of America Corp Sr Unsecured 01/28 Var		3,075,000	1.000	01/20/2028	3,002,061	3,329,856
	Bank Of America Corp Sr Unsecured 01/44 5		750,000	5.000	01/21/2044	945,640	984,878
	Bank Of America Corp Sr Unsecured 01/48 Var		1,000,000	1.000	01/20/2048	1,240,470	1,242,630
	Bank Of America Corp Sr Unsecured 02/31 Var		255,000	1.000	02/13/2031	252,317	255,650
	Bank Of America Corp Sr Unsecured 03/50 Var		2,500,000	1.000	03/15/2050	2,956,512	3,092,775
	Bank Of America Corp Sr Unsecured 03/51 Var		225,000	1.000	03/20/2051	225,000	270,637
	Bank Of America Corp Sr Unsecured 03/51 Var		4,435,000	1.000	03/20/2051	4,852,936	5,334,551
	Bank Of America Corp Sr Unsecured 03/51 Var		1,000,000	1.000	03/20/2051	1,115,640	1,202,830
	Bank Of America Corp Sr Unsecured 03/52 Var		500,000	1.000	03/13/2052	500,000	551,730
	Bank Of America Corp Sr Unsecured 04/38 Var		500,000	1.000	04/24/2038	569,850	586,670
	Bank Of America Corp Sr Unsecured 04/40 Var		2,000,000	1.000	04/23/2040	2,196,703	2,297,680
	Bank Of America Corp Sr Unsecured 04/42 Var		2,455,000	1.000	04/22/2042	2,458,993	2,580,254
	Bank Of America Corp Sr Unsecured 04/42 Var		750,000	1.000	04/22/2042	750,000	788,265
	Bank Of America Corp Sr Unsecured 06/29 Var		1,060,000	1.000	06/14/2029	1,060,000	1,052,548
	Bank Of America Corp Sr Unsecured 06/41 Var		1,200,000	1.000	06/19/2041	1,187,423	1,155,084
	Bank Of America Corp Sr Unsecured 07/30 Var		110,000	1.000	07/23/2030	110,000	116,005
	Bank Of America Corp Sr Unsecured 07/32 Var		1,450,000	1.000	07/21/2032	1,450,000	1,425,655
	Bank Of America Corp Sr Unsecured 07/52 Var		1,450,000	1.000	07/21/2052	1,450,000	1,454,307
	Bank Of America Corp Sr Unsecured 07/52 Var		750,000	1.000	07/21/2052	750,000	752,228
	Bank Of America Corp Sr Unsecured 10/30 Var		1,775,000	1.000	10/22/2030	1,775,000	1,832,776
	Bank Of America Corp Sr Unsecured 10/51 Var		500,000	1.000	10/24/2051	500,675	490,900
	Bank Of America Corp Sr Unsecured 12/23 Var		849,000	1.000	12/20/2023	885,571	866,549
	Bank Of America Corp Sr Unsecured 09/26 Var		600,000	1.000	09/22/2026	708,207	694,226
	Bank Of America Corp Subordinated 03/26 4.45		375,000	4.450	03/03/2026	372,754	412,860
	Bank Of America Corp Subordinated 03/26 4.45		1,330,000	4.450	03/03/2026	1,386,166	1,464,277
	Bank Of America Corp Subordinated 04/25 3.95		1,525,000	3.950	04/21/2025	1,495,934	1,630,073
	Bank Of America Corp Subordinated 05/38 7.75		435,000	7.750	05/14/2038	687,178	681,584
	Bank Of America Corp Subordinated 11/27 4.183		525,000	4.183	11/25/2027	513,686	574,424
	Bank Of America Na Subordinated 10/36 6		3,890,000	6.000	10/15/2036	4,950,531	5,331,206
	Bank Of America Na Subordinated 10/36 6		500,000	6.000	10/15/2036	686,745	685,245
	Bank Of Nova Scotia Jr Subordina 12/99 Var		860,000	1.000	12/31/2099	860,000	921,542
	Banner Health Sr Unsecured 01/42 2.907		200,000	2.907	01/01/2042	203,914	203,880
	Banner Health Unsecured 01/50 3.181		200,000	3.181	01/01/2050	200,000	211,252
	Banner Health Unsecured 01/51 2.913		100,000	2.913	01/01/2051	101,233	101,031
	Baptist Healthcare Unsecured 08/50 3.54		250,000	3.540	08/15/2050	256,873	272,553
	Baptist Hlth Sfl Obl Gr Sr Secured 11/71 3.115		200,000	3.115	11/15/2071	200,296	191,230
	Barclays Plc Sr Unsecured 02/23 Var		500,000	1.000	02/15/2023	500,000	500,585

(a)	(b)	(c)				(d)	(e)
	Identity of issue, borrower, lessor or similar party	Description of Investment Including Maturity Date, Rate of Interest, Collateral, Par or Maturity Value					
		Type	Shares/ Principal	Interest Rate	Maturity Date	Cost	Current Value
		Corporate obligations (continued):					
Barclays Plc	Sr Unsecured 05/24 Var		700,000	1.000 %	05/16/2024	$ 704,241	$ 728,686
Barclays Plc	Sr Unsecured 05/24 Var		600,000	1.000	05/16/2024	589,800	607,464
Barclays Plc	Sr Unsecured 05/29 Var		1,050,000	1.000	05/16/2029	1,047,690	1,197,651
Barclays Plc	Sr Unsecured 11/42 Var		2,275,000	1.000	11/24/2042	2,277,364	2,315,086
Barclays Plc	Sr Unsecured Regs 04/25 Var		400,000	1.000	04/02/2025	513,227	488,109
Barclays Plc	Subordinated 05/26 5.2		275,000	5.200	05/12/2026	278,894	306,864
Barclays Plc	Subordinated 05/26 5.2		500,000	5.200	05/12/2026	563,297	557,935
Barclays Plc	Subordinated 05/28 4.836		450,000	4.836	05/09/2028	450,000	495,711
Barclays Plc	Subordinated 05/28 4.836		600,000	4.836	05/09/2028	664,278	660,948
Barclays Plc	Subordinated 09/24 4.375		475,000	4.375	09/11/2024	474,143	507,576
Barrick Gold Corp	Sr Unsecured 04/42 5.25		2,025,000	5.250	04/01/2042	2,209,306	2,626,040
Barrick Intl Barbados	Company Guar 10/36 6.35		1,480,000	6.350	10/15/2036	2,091,186	1,988,646
Barrick Na Finance Llc	Company Guar 05/41 5.7		1,040,000	5.700	05/30/2041	1,388,489	1,413,402
Barrick Na Finance Llc	Company Guar 05/43 5.75		1,310,000	5.750	05/01/2043	1,702,677	1,779,792
Barrick Pd Au Fin Pty Lt	Company Guar 10/39 5.95		425,000	5.950	10/15/2039	588,888	578,242
Barrick Pd Au Fin Pty Lt	Company Guar 10/39 5.95		450,000	5.950	10/15/2039	608,054	612,257
Bat Capital Corp	Company Guar 03/28 2.259		200,000	2.259	03/25/2028	200,000	194,888
Bat Capital Corp	Company Guar 03/31 2.726		575,000	2.726	03/25/2031	573,418	557,992
Bat Capital Corp	Company Guar 08/37 4.39		7,690,000	4.390	08/15/2037	7,570,036	8,102,569
Bat Capital Corp	Company Guar 09/40 3.734		75,000	3.734	09/25/2040	75,000	72,041
Bat Capital Corp	Company Guar 09/49 4.758		2,520,000	4.758	09/06/2049	2,520,000	2,705,850
Bat Capital Corp	Company Guar 09/50 3.984		125,000	3.984	09/25/2050	125,000	120,155
Bath + Body Works Inc	Company Guar		728,000	6.875	11/01/2035	823,288	904,540
Bath + Body Works Inc	Company Guar		306,000	6.625	10/01/2030	308,901	346,545
Baycare Health System	Sr Unsecured 11/50 3.831		250,000	3.831	11/15/2050	295,998	296,250
Bayer Us Finance Ii Llc	Company Guar		2,510,000	3.950	04/15/2045	2,190,568	2,700,760
Bayer Us Finance Ii Llc	Company Guar		4,135,000	4.700	07/15/2064	3,830,088	4,806,689
Bayer Us Finance Ii Llc	Company Guar		700,000	3.875	12/15/2023	698,230	731,521
Bayer Us Finance Ii Llc	Company Guar		525,000	4.375	12/15/2028	530,227	586,394
Bayer Us Finance Ii Llc	Company Guar		520,000	4.375	12/15/2028	516,209	580,809
Baylor Scott + White Hol	Unsecured 11/45 4.185		250,000	4.185	11/15/2045	306,230	305,623
Baylor Scott + White Hol	Unsecured 11/50 2.839		250,000	2.839	11/15/2050	260,500	250,110
Bcpe Empire Holdings Inc	2019 Term Loan B		880,302	1.000	06/11/2026	873,231	876,314
Bcpe Empire Holdings Inc	2021 Incremental Ddtl		51,176	1.000	06/11/2026	51,176	51,081
Bcpe Empire Holdings Inc	2021 Incremental Term Loan		98,824	1.000	06/11/2026	98,335	98,515
Bcpe Empire Holdings Inc	Sr Unsecured		285,000	7.625	05/01/2027	286,171	291,005
Bcpe Ulysses Intermediat	Sr Unsecured		293,000	7.750	04/01/2027	291,137	289,338
Becton Dickinson And Co	Sr Unsecured		400,000	0.010	08/13/2023	470,153	455,453
Belk Inc	2019 Term Loan B		18,326	1.000	07/31/2025	14,211	7,119
Belk Inc	2021 Flfo Term Loan		22,478	1.000	07/31/2025	22,483	22,467
Belo Corp	Company Guar 09/27 7.25		345,000	7.250	09/15/2027	365,510	396,750
Bep Diamond Merger Corp	Term Loan		565,549	1.000	11/26/2025	504,931	528,788
Berkshire Hathaway Energ	Sr Unsecured 01/49 4.45		1,210,000	4.450	01/15/2049	1,209,613	1,494,447
Berkshire Hathaway Energ	Sr Unsecured 02/45 4.5		50,000	4.500	02/01/2045	65,758	60,546
Berkshire Hathaway Energ	Sr Unsecured 04/36 6.125		3,607,000	6.125	04/01/2036	4,634,341	4,909,343
Berkshire Hathaway Energ	Sr Unsecured 04/36 6.125		1,000,000	6.125	04/01/2036	1,360,670	1,361,060
Berkshire Hathaway Energ	Sr Unsecured 05/51 2.85		350,000	2.850	05/15/2051	349,570	336,844
Berkshire Hathaway Energ	Sr Unsecured 07/48 3.8		1,000,000	3.800	07/15/2048	1,157,570	1,118,830
Berkshire Hathaway Energ	Sr Unsecured 10/50 4.25		750,000	4.250	10/15/2050	962,893	916,193
Berkshire Hathaway Fin	Company Guar 01/40 5.75		500,000	5.750	01/15/2040	687,465	702,430
Berkshire Hathaway Fin	Company Guar 01/49 4.25		500,000	4.250	01/15/2049	562,800	613,945
Berkshire Hathaway Fin	Company Guar 01/51 2.5		220,000	2.500	01/15/2051	217,474	204,233
Berkshire Hathaway Fin	Company Guar 05/43 4.3		500,000	4.300	05/15/2043	631,785	598,235
Berkshire Hathaway Fin	Company Guar 08/48 4.2		1,175,000	4.200	08/15/2048	1,414,403	1,425,863
Berkshire Hathaway Fin	Company Guar 10/50 2.85		1,730,000	2.850	10/15/2050	1,734,068	1,704,569
Berkshire Hathaway Fin	Company Guar 10/50 2.85		500,000	2.850	10/15/2050	509,552	492,650
Berkshire Hathaway Inc	Sr Unsecured 02/43 4.5		500,000	4.500	02/11/2043	585,540	617,010
Berlin Packaging Llc	2021 First Lien Term Loan B		498,750	1.000	03/11/2028	493,767	498,812
Berry Global Inc	Sr Secured 01/26 1.57		1,165,000	1.570	01/15/2026	1,163,552	1,139,976
Berry Petroleum Co Llc	Company Guar 144A 02/26 7		311,000	7.000	02/15/2026	298,218	307,890
Bettcher Industries Inc	Term Loan		250,000	1.000	12/14/2028	247,505	250,000
Bfld Trust	Bfld 2019 Dplo F 144A		1,224,000	1.000	10/15/2034	1,192,459	1,190,572
Bhp Billiton Fin Usa Ltd	Company Guar 09/43 5		1,250,000	5.000	09/30/2043	1,639,063	1,653,038

(a)	(b)	(c)			(d)	(e)
	Identity of issue, borrower, lessor or similar party	Description of Investment Including Maturity Date, Rate of Interest, Collateral, Par or Maturity Value				
		Type	Shares/ Principal	Interest Rate	Maturity Date	Cost	Current Value
		Corporate obligations (continued):					
	Bhsh System Obl Grp	Sr Unsecured 07/49 3.487	100,000	3.487 %	07/15/2049	$ 100,000	$ 110,455
	Bifm Ca Buyer Inc	2021 Delayed Draw Term Loan	30,612	1.000	06/01/2026	30,315	30,383
	Bifm Ca Buyer Inc.	Term Loan B	758,515	1.000	06/01/2026	733,816	752,826
	Bimbo Bakeries Usa Inc	Company Guar	455,000	4.000	05/17/2051	447,342	492,424
	Blackrock Inc	Sr Unsecured 02/32 2.1	500,000	2.100	02/25/2032	494,985	496,085
	Blackstone Holdings Fina	Company Guar 144A 01/32 2	790,000	2.000	01/30/2032	782,898	760,494
	Blackstone Holdings Fina	Company Guar 144A 10/26 1	1,000,000	1.000	10/05/2026	1,110,306	1,170,486
	Blackstone Mortgage Tr	Sr Secured 144A 01/27 3.75	555,000	3.750	01/15/2027	553,750	553,213
	Block Communications Inc	Company Guar	286,000	4.875	03/01/2028	286,435	286,000
	Block Inc	Sr Unsecured	375,000	3.500	06/01/2031	388,323	384,375
	Blue Cross Blue Shield M	Sr Unsecured	350,000	3.790	05/01/2025	349,969	369,033
	Blue Ribbon Llc	2021 Term Loan B	834,063	1.000	05/08/2028	813,216	836,148
	Bluelinx Holding	Sr Secured 144A 11/29 6	277,000	6.000	11/15/2029	273,191	275,615
	Bnp Paribas	Jr Subordina 144A 12/99 Var	200,000	1.000	12/31/2099	195,000	200,210
	Bnp Paribas	Sr Unsecured 144A 01/27 Var	400,000	1.000	01/13/2027	400,000	389,224
	Bnp Paribas	Sr Unsecured 144A 06/26 Var	555,000	1.000	06/09/2026	555,000	560,162
	Bnp Paribas	Sr Unsecured 144A 06/27 Var	400,000	1.000	06/30/2027	400,000	393,256
	Bnp Paribas	Sr Unsecured 144A 06/27 Var	335,000	1.000	06/30/2027	335,000	329,352
	Bnp Paribas	Sr Unsecured 144A 09/29 Var	400,000	1.000	09/15/2029	400,000	392,132
	Bnp Paribas	Subordinated 144A 03/27 4.625	1,200,000	4.625	03/13/2027	1,177,369	1,330,104
	Bnp Paribas	Subordinated 144A 05/26 4.375	325,000	4.375	05/12/2026	347,721	353,428
	Bnp Paribas	Subordinated 144A 09/25 4.375	1,675,000	4.375	09/28/2025	1,650,870	1,814,745
	Bnsf Railway Co 2015 1 P	Pass Thru Ce	377,757	3.442	06/16/2028	377,757	410,958
	Boc Aviation Usa Corp	Company Guar	400,000	1.625	04/29/2024	400,776	399,396
	Boeing Co	Sr Unsecured 02/26 2.75	1,400,000	2.750	02/01/2026	1,398,880	1,440,012
	Boeing Co	Sr Unsecured 02/28 3.25	200,000	3.250	02/01/2028	199,520	208,398
	Boeing Co	Sr Unsecured 02/33 6.125	390,000	6.125	02/15/2033	493,448	492,917
	Boeing Co	Sr Unsecured 08/59 3.95	350,000	3.950	08/01/2059	348,534	363,549
	Bombardier Inc	Sr Unsecured	582,000	6.000	02/15/2028	587,143	583,763
	Bombardier Inc	Sr Unsecured	885,000	7.125	06/15/2026	909,349	918,108
	Bon Secours Mercy	Secured 06/50 3.205	40,000	3.205	06/01/2050	40,000	42,139
	Boston Properties Lp	Sr Unsecured 01/25 3.2	1,450,000	3.200	01/15/2025	1,397,249	1,518,165
	Boston Properties Lp	Sr Unsecured 02/24 3.8	300,000	3.800	02/01/2024	299,082	313,749
	Boyd Gaming Corp	Company Guar 12/27 4.75	257,000	4.750	12/01/2027	233,710	262,140
	Boyd Gaming Corp	Company Guar	254,000	4.750	06/15/2031	254,000	259,080
	Boyne Usa Inc	Sr Unsecured 144A 05/29 4.75	205,000	4.750	05/15/2029	205,000	211,150
	Bp Cap Markets America	Company Guar	1,000,000	3.000	02/24/2050	970,332	984,420
	Bp Cap Markets America	Company Guar	950,000	3.379	02/08/2061	958,841	975,983
	Bp Cap Markets America	Company Guar	350,000	3.001	03/17/2052	350,000	342,500
	Bp Cap Markets America	Company Guar	1,100,000	3.060	06/17/2041	1,100,000	1,113,211
	Bp Cap Markets America	Company Guar	700,000	3.060	06/17/2041	702,348	708,407
	Bp Cap Markets America	Company Guar	930,000	2.939	06/04/2051	929,506	892,679
	Bp Cap Markets America	Company Guar	250,000	2.772	11/10/2050	249,983	235,500
	Bpce Sa	Sr Unsecured 144A 01/32 Var	250,000	1.000	01/20/2032	250,000	240,885
	Braskem Idesa Sapi	Sr Secured 144A 11/29 7.45	542,000	7.450	11/15/2029	566,861	561,532
	Brazos Del Ii Llc	First Lien	309,773	1.000	05/21/2025	251,352	302,383
	Bristol Myers Squibb Co	Sr Unsecured 02/28 3.9	810,000	3.900	02/20/2028	886,569	902,810
	Bristol Myers Squibb Co	Sr Unsecured 02/48 4.55	2,343,000	4.550	02/20/2048	2,855,538	2,992,245
	Bristol Myers Squibb Co	Sr Unsecured 06/39 4.125	750,000	4.125	06/15/2039	884,132	887,138
	Bristol Myers Squibb Co	Sr Unsecured 08/42 3.25	260,000	3.250	08/01/2042	265,075	276,718
	Bristol Myers Squibb Co	Sr Unsecured 08/45 5	905,000	5.000	08/15/2045	1,206,248	1,202,211
	Bristol Myers Squibb Co	Sr Unsecured 08/45 5	75,000	5.000	08/15/2045	96,165	99,631
	Bristol Myers Squibb Co	Sr Unsecured 10/49 4.25	1,500,000	4.250	10/26/2049	1,693,585	1,853,655
	Bristol Myers Squibb Co	Sr Unsecured 11/47 4.35	1,000,000	4.350	11/15/2047	1,225,387	1,231,750
	Bristol Myers Squibb Co	Sr Unsecured 11/50 2.55	790,000	2.550	11/13/2050	800,553	747,316
	Bristow Group Inc	Sr Secured 03/28 6.875	297,000	6.875	03/01/2028	296,859	308,945
	British Telecommunicatio	Sr Unsecured 12/30 9.625	625,000	9.625	12/15/2030	922,839	915,231
	Brixmor Operating Part	Sr Unsecured 06/24 3.65	300,000	3.650	06/15/2024	289,722	314,307
	Brixmor Operating Part	Sr Unsecured 06/26 4.125	702,000	4.125	06/15/2026	683,236	760,378
	Brixmor Operating Part	Sr Unsecured 08/31 2.5	205,000	2.500	08/16/2031	204,334	200,611
	Broadcom Inc	Company Guar 11/30 4.15	1,745,000	4.150	11/15/2030	1,743,063	1,935,310
	Broadcom Inc	Company Guar	335,000	2.600	02/15/2033	313,349	326,592
	Broadcom Inc	Sr Unsecured	700,000	3.469	04/15/2034	704,226	732,669

(a)	(b)	(c)				(d)	(e)
	Identity of issue, borrower, lessor or similar party	Description of Investment Including Maturity Date, Rate of Interest, Collateral, Par or Maturity Value					
		Type	Shares/ Principal	Interest Rate	Maturity Date	Cost	Current Value
		Corporate obligations (continued):					
	Broadcom Inc	Sr Unsecured	200,000	3.187 %	11/15/2036	$ 199,769	$ 199,652
	Broadcom Inc	Sr Unsecured	1,350,000	3.187	11/15/2036	1,348,440	1,347,651
	Brookfield Fin I Uk Plc	Company Guar 01/32 2.34	250,000	2.340	01/30/2032	250,000	243,863
	Brookfield Finance Inc	Company Guar 03/51 3.5	450,000	3.500	03/30/2051	460,101	471,573
	Brookfield Finance Inc	Company Guar 09/47 4.7	500,000	4.700	09/20/2047	571,770	614,005
	Brookfield Finance Llc	Company Guar 04/50 3.45	200,000	3.450	04/15/2050	198,116	208,238
	Brookfield Resid Propert	Company Guar 02/30 4.875	330,000	4.875	02/15/2030	341,353	337,527
	Brown Forman Corp	Sr Unsecured 04/38 4	250,000	4.000	04/15/2038	284,855	289,415
	Brown Group Holding, Llc	Term Loan B	1,204,118	1.000	06/07/2028	1,197,352	1,203,365
	Brundage Bone Concrete	Secured 144A 02/26 6	282,000	6.000	02/01/2026	286,246	293,280
	Buckeye Partners Lp	Jr Subordina 01/78 Var	663,000	1.000	01/22/2078	474,988	584,269
	Buckeye Partners Lp	Sr Unsecured 12/26 3.95	402,000	3.950	12/01/2026	378,186	409,722
	Buckeye Partners Lp	Sr Unsecured 12/27 4.125	307,000	4.125	12/01/2027	287,013	316,397
	Buena Vista Gaming Auth	Sr Secured 144A 04/23 13	853,000	13.00	04/01/2023	783,879	922,306
	Builders Firstsource Inc	Company Guar 02/32 4.25	775,000	4.250	02/01/2032	785,166	802,280
	Burlingtn No Sf 05 4 Tr	Pass Thru Ce 04/23 4.967	34,520	4.967	04/01/2023	34,520	35,342
	Burlingtn No Sf 06 1 Tr	Pass Thru Ce 01/24 5.72	129,538	5.720	01/15/2024	129,498	134,419
	Burlingtn No Sf 06 2 Tr	Pass Thru Ce 04/24 5.629	131,676	5.629	04/01/2024	131,676	136,775
	Burlingtn North Santa Fe	Sr Unsecured 02/50 3.55	500,000	3.550	02/15/2050	516,458	560,030
	Burlingtn North Santa Fe	Sr Unsecured 03/41 5.05	500,000	5.050	03/01/2041	658,065	648,820
	Burlingtn North Santa Fe	Sr Unsecured 04/44 4.9	1,500,000	4.900	04/01/2044	1,895,290	1,959,615
	Burlingtn North Santa Fe	Sr Unsecured 05/37 6.15	1,995,000	6.150	05/01/2037	2,666,625	2,826,616
	Burlingtn North Santa Fe	Sr Unsecured 05/40 5.75	2,000,000	5.750	05/01/2040	2,676,055	2,776,120
	Burlingtn North Santa Fe	Sr Unsecured 06/52 2.875	135,000	2.875	06/15/2052	134,237	135,026
	Burlingtn North Santa Fe	Sr Unsecured 09/41 4.95	505,000	4.950	09/15/2041	670,261	646,173
	Burlingtn North Santa Fe	Sr Unsecured 09/45 4.7	150,000	4.700	09/01/2045	196,421	192,078
	Burlingtn North Santa Fe	Sr Unsecured 12/48 4.15	500,000	4.150	12/15/2048	581,153	615,090
	Bway Hldg Co	Term Loan	291,347	1.000	04/03/2024	283,346	288,044
	Cable One Inc	Company Guar 144A 11/30 4	288,000	4.000	11/15/2030	290,867	282,240
	Cablevision Lightpath	Sr Secured 09/27 3.875	286,000	3.875	09/15/2027	287,073	277,420
	Cablevision Lightpath	Sr Unsecured 09/28 5.625	200,000	5.625	09/15/2028	200,000	197,162
	Cadillac Fairview Prp Tr	Sr Unsecured 10/31 2.5	295,000	2.500	10/15/2031	291,879	293,634
	Caesars Entertain Inc	Sr Unsecured 07/27 8.125	236,000	8.125	07/01/2027	245,714	261,356
	Caesars Entertain Inc	Sr Unsecured 10/29 4.625	394,000	4.625	10/15/2029	395,425	394,000
	California Endowment/The	Unsecured 04/51 2.498	125,000	2.498	04/01/2051	125,000	122,640
	California Institute Of	Unsecured 08/45 4.321	750,000	4.321	08/01/2045	977,133	974,243
	California Resources Crp	Company Guar 02/26 7.125	374,000	7.125	02/01/2026	380,499	388,541
	Callaway Golf Co	First Lien	195,699	1.000	01/02/2026	197,186	196,393
	Callon Petroleum	Company Guar 08/28 8	565,000	8.000	08/01/2028	574,535	570,650
	Callon Petroleum Co	Company Guar 07/26 6.375	314,000	6.375	07/01/2026	284,150	298,300
	Calpine Corp	Sr Unsecured 02/29 4.625	236,000	4.625	02/01/2029	239,377	232,755
	Calpine Corp	Sr Unsecured 02/31 5	540,000	5.000	02/01/2031	533,278	540,000
	Camden Property Trust	Sr Unsecured 11/49 3.35	125,000	3.350	11/01/2049	125,235	136,991
	Camelia Bidco Limited	Gbp Term Loan	600,000	1.000	10/14/2024	791,128	806,827
	Campbell Soup Co	Sr Unsecured 03/23 3.65	286,000	3.650	03/15/2023	277,040	294,823
	Campbell Soup Co	Sr Unsecured 04/30 2.375	3,000	2.375	04/24/2030	3,000	3,000
	Canacol Energy Ltd	Company Guar 11/28 5.75	266,000	5.750	11/24/2028	266,000	264,670
	Canadian Natl Railway	Sr Unsecured 01/49 4.45	600,000	4.450	01/20/2049	735,977	759,204
	Canadian Natl Railway	Sr Unsecured 05/50 2.45	265,000	2.450	05/01/2050	259,358	246,553
	Canadian Natl Railway	Sr Unsecured 06/36 6.2	600,000	6.200	06/01/2036	850,930	839,304
	Canadian Natl Railway	Sr Unsecured 08/46 3.2	88,000	3.200	08/02/2046	101,833	91,982
	Canadian Pacific Railway	Company Guar 12/41 3	725,000	3.000	12/02/2041	721,216	741,363
	Canopy Growth Corporation	Term Loan	456,969	1.000	03/18/2026	482,030	477,151
	Capital One Financial Co	Subordinated 10/25 4.2	1,025,000	4.200	10/29/2025	1,036,162	1,116,492
	Capstone Acquisition Hldgs Inc 2020 Delayed Draw Term Loan		37,964	1.000	11/12/2027	37,774	38,047
	Capstone Acquisition Hldgs Inc 2020 Term Loan		266,031	1.000	11/12/2027	263,661	266,614
	Carlisle Foodservice Prods Inc First Lien		86,149	1.000	03/20/2025	82,276	84,695
	Carnival Corp	Secured 144A 08/27 9.875	230,000	9.875	08/01/2027	228,994	262,826
	Carnival Corp	Sr Secured 144A 08/28 4	609,000	4.000	08/01/2028	611,361	604,433
	Carnival Corp	Sr Unsecured 144A 03/27 5.75	317,000	5.750	03/01/2027	318,983	317,000
	Carriage Purchaser Inc	Sr Unsecured 10/29 7.875	562,000	7.875	10/15/2029	558,606	539,520
	Carriage Purchaser, Inc.	2021 Term Loan B	266,225	1.000	09/30/2028	264,894	266,724
	Carvana Co	Company Guar 144A 04/27 5.5	292,000	5.500	04/15/2027	292,753	289,080

(a)	(b)	(c)			(d)	(e)
	Identity of issue, borrower, lessor or similar party	Description of Investment Including Maturity Date, Rate of Interest, Collateral, Par or Maturity Value				
		Type	Shares/ Principal	Interest Rate	Maturity Date	Cost	Current Value
		Corporate obligations (continued):					
	Carvana Co	Company Guar 144A 10/25 5.625	53,000	5.625 %	10/01/2025	$ 52,598	$ 53,000
	Castle Us Holding Corp	Sr Unsecured 144A 02/28 9.5	265,000	9.500	02/15/2028	255,807	276,263
	Catalent Pharma Solution	Company Guar 144A 04/30 3.5	446,000	3.500	04/01/2030	446,000	444,738
	Caterpillar Inc	Sr Unsecured 04/50 3.25	249,000	3.250	04/09/2050	263,423	275,096
	Caterpillar Inc	Sr Unsecured 05/64 4.75	250,000	4.750	05/15/2064	363,193	359,018
	Caterpillar Inc	Sr Unsecured 08/42 3.803	1,150,000	3.803	08/15/2042	1,254,849	1,341,763
	Caterpillar Inc	Sr Unsecured 09/49 3.25	615,000	3.250	09/19/2049	637,700	674,040
	Catholic Health Services	Secured 07/50 3.368	250,000	3.368	07/01/2050	248,698	256,688
	Cboe Global Markets Inc	Sr Unsecured 12/30 1.625	760,000	1.625	12/15/2030	755,402	721,886
	Ccm Merger Inc	Sr Unsecured 144A 05/26 6.375	260,000	6.375	05/01/2026	263,984	270,725
	Cco Hldgs Llc/Cap Corp	Sr Unsecured 144A 01/34 4.25	525,000	4.250	01/15/2034	526,050	516,511
	Cco Hldgs Llc/Cap Corp	Sr Unsecured 144A 03/30 4.75	1,537,000	4.750	03/01/2030	1,567,471	1,598,480
	Cco Hldgs Llc/Cap Corp	Sr Unsecured 144A 06/33 4.5	675,000	4.500	06/01/2033	672,469	688,655
	Ccrr Parent Inc	Term Loan B	198,500	1.000	03/06/2028	197,512	198,625
	Cd+R Hydra Buyer Inc	First Lien	505,193	1.000	12/11/2024	500,531	506,456
	Celulosa Arauco Constitu	Sr Unsecured 08/24 4.5	255,000	4.500	08/01/2024	274,444	270,940
	Celulosa Arauco Constitu	Sr Unsecured 11/27 3.875	200,000	3.875	11/02/2027	215,900	212,502
	Cengage Learning Inc	2021 Term Loan B	498,750	1.000	07/14/2026	493,767	500,750
	Cenovus Energy Inc	Sr Unsecured 06/37 5.25	2,120,000	5.250	06/15/2037	2,391,484	2,504,886
	Centene Corp	Sr Unsecured 02/30 3.375	590,000	3.375	02/15/2030	595,098	600,850
	Centene Corp	Sr Unsecured 03/31 2.5	805,000	2.500	03/01/2031	776,680	783,684
	Centene Corp	Sr Unsecured 08/31 2.625	356,000	2.625	08/01/2031	354,338	348,880
	Centene Corp	Sr Unsecured 10/30 3	691,000	3.000	10/15/2030	705,535	702,408
	Centene Corp	Sr Unsecured 12/29 4.625	277,000	4.625	12/15/2029	288,398	298,733
	Centennial Resource Prod	Company Guar	19,000	5.375	01/15/2026	15,343	19,502
	Centennial Resource Prod	Company Guar	566,000	6.875	04/01/2027	441,896	577,320
	Centerpoint Ener Houston	1St Mortgage 04/51 3.35	1,025,000	3.350	04/01/2051	1,020,931	1,126,567
	Centerpoint Ener Houston	1St Mortgage 04/51 3.35	200,000	3.350	04/01/2051	200,744	219,818
	Centerpoint Ener Houston	Genl Ref Mor 03/48 3.95	840,000	3.950	03/01/2048	954,048	1,001,129
	Centerpoint Ener Houston	Genl Ref Mor 04/44 4.5	250,000	4.500	04/01/2044	311,613	313,520
	Centerpoint Ener Houston	Genl Ref Mor 07/50 2.9	150,000	2.900	07/01/2050	149,699	151,124
	Central Garden + Pet Co	Company Guar 10/30 4.125	283,000	4.125	10/15/2030	283,000	285,476
	Central Nippon Expresswy	Sr Unsecured Regs	1,000,000	0.886	09/29/2025	994,680	976,100
	Century Aluminum Company	Sr Secured 04/28 7.5	251,000	7.500	04/01/2028	251,000	264,805
	Century Communities	Company Guar 08/29 3.875	32,000	3.875	08/15/2029	31,760	32,240
	Cf Industries Inc	Company Guar 03/34 5.15	760,000	5.150	03/15/2034	930,498	918,072
	Cfcre Commercial Mortgage Trus	Cfcre 2017 C8 A3	2,572,384	3.304	06/15/2050	2,486,772	2,669,272
	Charles River Laboratori	Company Guar 144A 03/31 4	265,000	4.000	03/15/2031	279,462	271,522
	Charles River Laboratori	Company Guar 144A 05/28 4.25	256,000	4.250	05/01/2028	266,095	266,240
	Charter Comm Opt Llc/Cap	Sr Secured 03/28 4.2	500,000	4.200	03/15/2028	465,635	547,570
	Charter Comm Opt Llc/Cap	Sr Secured 04/38 5.375	800,000	5.375	04/01/2038	776,600	954,664
	Charter Comm Opt Llc/Cap	Sr Secured 04/51 3.7	600,000	3.700	04/01/2051	633,774	580,074
	Charter Comm Opt Llc/Cap	Sr Secured 06/62 3.95	300,000	3.950	06/30/2062	297,558	289,014
	Charter Comm Opt Llc/Cap	Sr Secured 07/22 4.464	500,000	4.464	07/23/2022	501,400	507,380
	Charter Comm Opt Llc/Cap	Sr Secured 07/49 5.125	600,000	5.125	07/01/2049	599,280	695,982
	Charter Comm Opt Llc/Cap	Sr Secured 10/45 6.484	2,523,000	6.484	10/23/2045	2,738,263	3,445,384
	Charter Comm Opt Llc/Cap	Sr Secured 10/45 6.484	4,560,000	6.484	10/23/2045	5,112,703	6,227,090
	Charter Comm Opt Llc/Cap	Sr Secured 10/55 6.834	1,995,000	6.834	10/23/2055	2,430,233	2,853,109
	Charter Nex Films Inc	Charter Nex Films Inc Term	796,000	1.000	12/01/2027	789,232	796,498
	Charter Nex Us Inc	2021 Term Loan	135,296	1.000	12/01/2027	135,302	135,751
	Checkers Hldgs Inc	First Lien	955,000	1.000	04/25/2024	945,455	821,300
	Chemours Co	Company Guar 05/27 5.375	338,000	5.375	05/15/2027	335,576	361,660
	Cheniere Energy Partners	Company Guar 01/32 3.25	264,000	3.250	01/31/2032	264,000	266,640
	Chevron Corp	Sr Unsecured 05/50 3.078	17,000	3.078	05/11/2050	17,000	18,390
	Chevron Usa Inc	Company Guar 08/50 2.343	315,000	2.343	08/12/2050	315,000	290,603
	Chg Healthcare Services Inc	2021 Term Loan	399,000	1.000	09/29/2028	397,010	399,549
	Chg Ppc Parent Llc	2021 Term Loan	400,000	1.000	12/08/2028	398,005	399,250
	Chi Overhead Doors Inc	Term Loan	320,940	1.000	07/31/2025	320,965	321,541
	Children S Heath Sys Tx	Unsecured 08/50 2.511	145,000	2.511	08/15/2050	145,000	136,857
	Children S Hospital Corp	Company Guar 02/50 2.585	300,000	2.585	02/01/2050	308,763	286,941
	Children S Hospital/Dc	Unsecured 07/50 2.928	110,000	2.928	07/15/2050	110,000	108,283
	Children S Hospital/Phil	Secured 07/50 2.704	250,000	2.704	07/01/2050	252,318	243,218
	Chobani Llc/Finance Corp	Sr Secured 11/28 4.625	252,000	4.625	11/15/2028	252,000	258,920

(a)	(b)	(c)				(d)	(e)
	Identity of issue, borrower, lessor or similar party	Description of Investment Including Maturity Date, Rate of Interest, Collateral, Par or Maturity Value					
		Type	Shares/ Principal	Interest Rate	Maturity Date	Cost	Current Value
		Corporate obligations (continued):					
	Chs/Community Health Sys Secured 04/30 6.125		922,000	6.125 %	04/01/2030	$ 920,988	$ 912,153
	Chs/Community Health Sys Sr Secured 02/31 4.75		796,000	4.750	02/15/2031	797,105	802,965
	Chubb Corp Company Guar 05/37 6		250,000	6.000	05/11/2037	367,758	354,900
	Chubb Ina Holdings Inc Company Guar 05/36 6.7		750,000	6.700	05/15/2036	1,125,408	1,098,030
	Chubb Ina Holdings Inc Company Guar 11/45 4.35		500,000	4.350	11/03/2045	587,995	618,285
	Chubb Ina Holdings Inc Company Guar 12/51 2.85		150,000	2.850	12/15/2051	149,877	150,462
	Chubb Ina Holdings Inc Company Guar 12/61 3.05		55,000	3.050	12/15/2061	54,696	56,112
	Churchill Downs Inc Company Guar 01/28 4.75		715,000	4.750	01/15/2028	696,016	740,025
	Ci Financial Corp Sr Unsecured 06/51 4.1		4,995,000	4.100	06/15/2051	5,132,061	5,413,481
	Cigna Corp Company Guar 03/23 7.65		1,750,000	7.650	03/01/2023	2,015,834	1,876,980
	Cigna Corp Company Guar 08/38 4.8		4,280,000	4.800	08/15/2038	4,853,117	5,264,400
	Cigna Corp Company Guar 10/28 4.375		2,000,000	4.375	10/15/2028	1,989,600	2,273,000
	Cincinnati Finl Corp Sr Unsecured 11/34 6.125		300,000	6.125	11/01/2034	398,172	407,739
	Cisco Systems Inc Sr Unsecured 01/40 5.5		1,000,000	5.500	01/15/2040	1,367,204	1,392,390
	Cisco Systems Inc Sr Unsecured 02/39 5.9		500,000	5.900	02/15/2039	715,470	717,855
	Citadel Securities Lp 2021 Term Loan B		744,375	1.000	02/02/2028	743,449	740,553
	Citigroup Commercial Mortgage Cgcmt 2016 P6 A4		998,435	3.458	12/10/2049	977,218	1,063,419
	Citigroup Inc Sr Unsecured 01/28 Var		2,100,000	1.000	01/10/2028	2,042,523	2,276,757
	Citigroup Inc Sr Unsecured 01/39 Var		750,000	1.000	01/24/2039	792,428	852,878
	Citigroup Inc Sr Unsecured 01/42 5.875		500,000	5.875	01/30/2042	700,705	706,640
	Citigroup Inc Sr Unsecured 03/31 Var		225,000	1.000	03/31/2031	225,000	256,964
	Citigroup Inc Sr Unsecured 03/41 Var		200,000	1.000	03/26/2041	264,386	264,334
	Citigroup Inc Sr Unsecured 07/39 8.125		4,595,000	8.125	07/15/2039	7,036,276	7,768,812
	Citigroup Inc Sr Unsecured 07/39 8.125		650,000	8.125	07/15/2039	1,075,133	1,098,962
	Citigroup Inc Sr Unsecured 07/45 4.65		250,000	4.650	07/30/2045	301,758	315,235
	Citigroup Inc Sr Unsecured 07/48 4.65		1,500,000	4.650	07/23/2048	1,813,695	1,926,060
	Citigroup Inc Sr Unsecured 10/26 3.2		475,000	3.200	10/21/2026	439,375	503,353
	Citigroup Inc Sr Unsecured 11/42 Var		1,125,000	1.000	11/03/2042	1,125,000	1,113,896
	Citigroup Inc Sr Unsecured 11/42 Var		250,000	1.000	11/03/2042	250,000	247,533
	Citigroup Inc Subordinated 05/46 4.75		330,000	4.750	05/18/2046	331,043	405,785
	Citigroup Inc Subordinated 06/25 4.4		1,600,000	4.400	06/10/2025	1,604,272	1,742,448
	Citigroup Inc Subordinated 08/36 6.125		405,000	6.125	08/25/2036	478,456	551,594
	City Football Group Limited Term Loan		389,103	1.000	07/21/2028	387,157	387,644
	City Of Hope/The Sr Secured 11/43 5.623		300,000	5.623	11/15/2043	416,316	427,278
	Civitas Resources Inc Company Guar 10/26 5		481,000	5.000	10/15/2026	481,000	485,714
	Clarios Global Lp 2021 Usd Term Loan B		443,734	1.000	04/30/2026	439,297	442,015
	Claros Mortgage Trust, Inc. 2021 Term Loan B		498,787	1.000	08/09/2026	498,787	501,281
	Clear Channel Outdoor Ho Company Guar 04/28 7.75		556,000	7.750	04/15/2028	564,782	594,920
	Clear Channel Outdoor Ho Company Guar06/29 7.5		369,000	7.500	06/01/2029	384,275	393,908
	Clearwater Paper Corporation Term Loan B		112,782	1.000	07/26/2026	111,576	112,500
	Cleco Power Llc Sr Unsecured 6/23 Var		300,000	1.000	06/15/2023	300,000	299,769
	Cleveland Clinic Found Unsecured 01/14 4.858		140,000	4.858	01/01/2114	146,671	208,127
	Cloudflare Inc Sr Unsecured 08/26 0.000		259,000	0.010	08/15/2026	298,559	275,351
	Cmbf Llc Delayed Draw Term Loan		89,301	1.000	08/02/2028	89,301	88,631
	Cmbf Llc Term Loan		300,048	1.000	08/02/2028	294,047	297,798
	Cme Group Inc Sr Unsecured 06/48 4.15		250,000	4.150	06/15/2048	286,480	323,465
	Cme Group Inc Sr Unsecured 09/43 5.3		500,000	5.300	09/15/2043	705,758	694,935
	Cna Financial Corp Sr Unsecured 05/24 3.95		650,000	3.950	05/15/2024	645,047	685,783
	Cnac Hk Finbridge Co Ltd Company Guar Regs 07/22 3.5		700,000	3.500	07/19/2022	678,902	708,043
	Cnooc Finance 2013 Ltd Company Guar 09/29 2.875		395,000	2.875	09/30/2029	392,756	406,518
	Cnt Holdings I Corp 2020 Term Loan		595,500	1.000	11/08/2027	592,527	596,617
	Cnx Midstream Part Lp Company Guar 04/30 4.75		269,000	4.750	04/15/2030	269,000	267,991
	Cnx Resources Corp Company Guar 01/29 6		293,000	6.000	01/15/2029	293,787	304,720
	Coca Cola Co/The Sr Unsecured 01/32 2.25		500,000	2.250	01/05/2032	499,585	508,155
	Coca Cola Co/The Sr Unsecured 03/30 3.45		225,000	3.450	03/25/2030	224,246	249,095
	Coca Cola Co/The Sr Unsecured 03/51 2.5		835,000	2.500	03/15/2051	833,143	801,241
	Coca Cola Co/The Sr Unsecured 03/51 3		785,000	3.000	03/05/2051	769,038	830,773
	Coca Cola Co/The Sr Unsecured 05/41 2.875		300,000	2.875	05/05/2041	299,910	312,261
	Coca Cola Co/The Sr Unsecured 06/30 1.65		475,000	1.650	06/01/2030	475,603	458,366
	Coca Cola Co/The Sr Unsecured 06/40 2.5		235,000	2.500	06/01/2040	234,885	235,884
	Coca Cola Co/The Sr Unsecured 06/50 2.6		500,000	2.600	06/01/2050	499,680	488,195
	Coca Cola Co/The Sr Unsecured 06/60 2.75		250,000	2.750	06/01/2060	249,815	247,615
	Coca Cola Femsa Sab Cv Company Guar 11/43 5.25		395,000	5.250	11/26/2043	491,452	514,934

(a)	(b)	(c) Description of Investment Including Maturity Date, Rate of Interest, Collateral, Par or Maturity Value				(d)	(e)
Identity of issue, borrower, lessor or similar party		Type	Shares/ Principal	Interest Rate	Maturity Date	Cost	Current Value
		Corporate obligations (continued):					
Coinbase Global Inc	Company Guar 10/28 3.375		335,000	3.375 %	10/01/2028	331,096	311,020
Coinbase Global Inc	Company Guar 10/31 3.625		644,000	3.625	10/01/2031	623,550	592,480
Colgate Energy P	Sr Unsecured 07/29 5.875		619,000	5.875	07/01/2029	622,010	637,570
Colgate Energy Partners	Sr Unsecured 02/26 7.75		484,000	7.750	02/15/2026	483,863	522,720
Colgate Palmolive Co	Sr Unsecured 08/47 3.7		500,000	3.700	08/01/2047	605,158	603,835
Colonial Enterprises Inc	Company Guar 05/30 3.25		530,000	3.250	05/15/2030	529,730	558,191
Columbus Mckinnon Corporation	2021 Term Loan B		194,877	1.000	05/14/2028	194,396	195,364
Comcast Corp	Company Guar 01/33 4.25		200,000	4.250	01/15/2033	225,292	234,050
Comcast Corp	Company Guar 01/51 2.8		530,000	2.800	01/15/2051	511,079	510,602
Comcast Corp	Company Guar 07/42 4.65		860,000	4.650	07/15/2042	1,114,732	1,052,391
Comcast Corp	Company Guar 08/34 4.2		1,500,000	4.200	08/15/2034	1,826,835	1,764,120
Comcast Corp	Company Guar 08/45 4.6		380,000	4.600	08/15/2045	493,536	472,598
Comcast Corp	Company Guar 08/52 2.45		560,000	2.450	08/15/2052	555,576	501,418
Comcast Corp	Company Guar 08/62 2.65		250,000	2.650	08/15/2062	247,745	221,863
Comcast Corp	Company Guar 10/48 4.7		4,750,000	4.700	10/15/2048	5,803,737	6,048,413
Comcast Corp	Company Guar 10/58 4.95		250,000	4.950	10/15/2058	325,565	345,365
Comcast Corp	Company Guar 11/35 6.5		399,000	6.500	11/15/2035	505,981	572,800
Comcast Corp	Company Guar 11/52 4.049		500,000	4.049	11/01/2052	613,065	583,970
Comcast Corp	Company Guar 11/51 2.887		8,306,000	2.887	11/01/2051	8,285,235	8,040,125
Comcast Corp	Company Guar 11/56 2.937		264,000	2.937	11/01/2056	262,405	251,468
Comcast Corp	Company Guar 11/56 2.937		2,000,000	2.937	11/01/2056	1,977,940	1,905,060
Comet Acquisition Corp	1St Lien Initial Term Loan		486,216	1.000	10/24/2025	480,156	481,718
Comm Mortgage Trust	Comm 2014 Ubs6 A4		1,000,000	3.378	12/10/2047	990,547	1,039,924
Comm Mortgage Trust	Comm 2016 Cr28 A3		1,000,000	3.495	02/10/2049	989,766	1,056,217
Commonspirit Health	Secured 11/42 4.35		540,000	4.350	11/01/2042	485,903	619,628
Commonspirit Health	Sr Secured 10/49 3.817		280,000	3.817	10/01/2049	290,974	316,492
Commonspirit Health	Sr Secured 10/49 4.187		2,485,000	4.187	10/01/2049	2,466,278	2,891,347
Commonwealth Edison Co	1St Mortgage 01/44 4.7		3,000,000	4.700	01/15/2044	3,417,533	3,774,000
Commonwealth Edison Co	1St Mortgage 03/36 5.9		750,000	5.900	03/15/2036	1,030,935	1,027,980
Commonwealth Edison Co	1St Mortgage 03/48 4		3,130,000	4.000	03/01/2048	3,120,822	3,655,934
Commonwealth Edison Co	1St Mortgage 03/48 4		250,000	4.000	03/01/2048	292,608	292,008
Commonwealth Edison Co	1St Mortgage 03/49 4		550,000	4.000	03/01/2049	604,494	652,614
Commonwealth Edison Co	1St Mortgage 03/51 3.125		500,000	3.125	03/15/2051	504,238	518,350
Commonwealth Edison Co	1St Mortgage 08/43 4.6		440,000	4.600	08/15/2043	525,483	545,503
Commonwealth Edison Co	1St Mortgage 09/51 2.75		145,000	2.750	09/01/2051	144,970	140,179
Commonwealth Edison Co	1St Mortgage 11/49 3.2		140,000	3.200	11/15/2049	138,904	146,875
Community Health Network	Unsecured 05/50 3.099		250,000	3.099	05/01/2050	250,000	249,510
Compass Group Diversifie	Company Guar 04/29 5.25		463,000	5.250	04/15/2029	467,664	484,993
Compass Group Diversifie	Sr Unsecured 01/32 5		400,000	5.000	01/15/2032	403,663	410,000
Compass Minerals Interna	Company Guar 07/24 4.875		458,000	4.875	07/15/2024	453,420	468,305
Compass Minerals Interna	Company Guar 12/27 6.75		369,000	6.750	12/01/2027	374,218	390,708
Comstock Resources Inc			293,000	6.750	03/01/2029	296,527	317,788
Comstock Resources Inc	Company Guar 01/30 5.875		584,000	5.875	01/15/2030	584,000	598,600
Con Edison Co Of Ny Inc	Sr Unsecured 03/44 4.45		1,000,000	4.450	03/15/2044	1,134,480	1,171,690
Con Edison Co Of Ny Inc	Sr Unsecured 04/38 6.75		250,000	6.750	04/01/2038	355,343	361,280
Con Edison Co Of Ny Inc	Sr Unsecured 05/58 4.5		250,000	4.500	05/15/2058	309,458	305,775
Con Edison Co Of Ny Inc	Sr Unsecured 06/61 3.6		350,000	3.600	06/15/2061	348,597	369,394
Con Edison Co Of Ny Inc	Sr Unsecured 11/59 3.7		125,000	3.700	11/15/2059	123,889	133,406
Con Edison Co Of Ny Inc	Sr Unsecured 12/39 5.5		750,000	5.500	12/01/2039	975,765	963,975
Con Edison Co Of Ny Inc	Sr Unsecured 12/45 4.5		500,000	4.500	12/01/2045	636,680	590,250
Con Edison Co Of Ny Inc	Sr Unsecured 12/48 4.65		1,550,000	4.650	12/01/2048	1,890,637	1,917,397
Con Edison Co Of Ny Inc	Sr Unsecured 12/51 3.2		125,000	3.200	12/01/2051	125,000	125,260
Con Edison Co Of Ny Inc	Sr Unsecured 12/60 3		130,000	3.000	12/01/2060	129,217	121,178
Conagra Brands Inc	Sr Unsecured 05/24 4.3		1,100,000	4.300	05/01/2024	1,099,450	1,170,499
Connect Finco Sarl/Conne			414,000	6.750	10/01/2026	395,314	435,218
Connecticut Light + Pwr	1St Mortgage 06/45 4.15		550,000	4.150	06/01/2045	637,258	664,901
Connecticut Light + Pwr	1St Mortgage 07/31 2.05		625,000	2.050	07/01/2031	623,313	615,419
Connecticut Light + Pwr	1St Ref Mort 04/48 4		200,000	4.000	04/01/2048	232,004	239,248
Conocophillips	Company Guar 02/39 6.5		1,200,000	6.500	02/01/2039	1,697,551	1,743,168
Conocophillips	Company Guar 10/32 5.9		250,000	5.900	10/15/2032	326,685	326,530
Conocophillips	Company Guar10/47 4.875		250,000	4.875	10/01/2047	309,528	329,223
Consumers Energy Co	1St Mortgage 02/50 3.75		250,000	3.750	02/15/2050	268,503	286,478
Consumers Energy Co	1St Mortgage 05/43 3.95		250,000	3.950	05/15/2043	271,820	286,303

(a)	(b)	(c) Description of Investment Including Maturity Date, Rate of Interest, Collateral, Par or Maturity Value				(d)	(e)
	Identity of issue, borrower, lessor or similar party	Type	Shares/ Principal	Interest Rate	Maturity Date	Cost	Current Value
		Corporate obligations (continued):					
	Consumers Energy Co 1St Mortgage 05/48 4.05		500,000	4.050 %	05/15/2048	$ 591,993	$ 596,370
	Consumers Energy Co 1St Mortgage 05/60 2.5		250,000	2.500	05/01/2060	247,873	220,390
	Consumers Energy Co 1St Mortgage 08/50 3.1		250,000	3.100	08/15/2050	252,635	260,308
	Consumers Energy Co 1St Mortgage 08/51 3.5		350,000	3.500	08/01/2051	348,621	392,004
	Conterra Ultra Broadband Inc Term Loan		390,000	1.000	04/30/2026	388,057	390,671
	Cooperatieve Rabobank Ua Company Guar 05/41 5.25		740,000	5.250	05/24/2041	982,978	1,037,554
	Corelogic Inc Term Loan		199,500	1.000	06/02/2028	199,007	199,600
	Coronado Finance Pty Ltd		478,000	10.75	05/15/2026	469,023	515,246
	Corp Andina De Fomento Sr Unsecured 06/22 4.375		1,000,000	4.375	06/15/2022	1,022,530	1,016,760
	Corporacion Geo Sa De Cv Company Guar 03/22 8.875		800,000	8.875	03/27/2022	762,800	81
	Corporate Office Prop Lp		320,000	2.900	12/01/2033	318,483	312,541
	Costco Wholesale Corp Sr Unsecured 04/32 1.75		500,000	1.750	04/20/2032	476,995	485,780
	Cottage Health System Secured 11/49 3.304		1,295,000	3.304	11/01/2049	1,295,000	1,391,309
	Cottage Health System Secured 11/49 3.304		250,000	3.304	11/01/2049	262,018	268,593
	Coty Inc Sr Secured 144A 04/26 5		290,000	5.000	04/15/2026	290,000	298,709
	Countrywide Asset Backed Certi Cwl 2004 5 A		793,491	1.000	10/25/2034	785,556	784,744
	Cox Communications Inc Sr Unsecured 02/25 3.85		600,000	3.850	02/01/2025	593,417	638,196
	Cox Communications Inc Sr Unsecured 09/26 3.35		1,800,000	3.350	09/15/2026	1,675,170	1,910,556
	Cox Communications Inc Sr Unsecured 12/42 4.7		1,107,000	4.700	12/15/2042	1,114,772	1,332,418
	Cp Atlas Buyer Inc 2020 Delayed Draw Term Loan B		230,000	1.000	11/23/2027	228,755	230,910
	Cp Atlas Buyer Inc 2020 Term Loan B1		687,362	1.000	11/23/2027	683,655	690,082
	Cp Atlas Buyer Inc 2021 Term Loan B		234,087	1.000	11/23/2027	233,279	233,385
	Cpc Acquisition Corp Term Loan		397,000	1.000	12/29/2027	394,034	393,030
	Cpg Merger Sub Llc New Term Loan		385,213	1.000	05/05/2024	386,509	385,808
	Cpm Hldgs Inc First Lien		363,749	1.000	11/17/2025	366,491	361,930
	Cqp Holdco Lp/Bip V Chin Sr Secured 06/31 5.5		572,000	5.500	06/15/2031	572,000	597,025
	Credit Agricole London Sr Unsecured 06/26 Var		1,030,000	1.000	06/16/2026	1,030,000	1,031,978
	Credit Suisse Ag Subordinated Regs 08/23 6.5		900,000	6.500	08/08/2023	956,700	968,625
	Credit Suisse Group Ag Jr Subordina 144A 12/99 Var		669,000	1.000	12/31/2099	724,831	735,151
	Credit Suisse Group Ag Sr Unsecured 03/25 3.75		1,700,000	3.750	03/26/2025	1,649,901	1,803,870
	Credit Suisse Group Ag Sr Unsecured 144A 04/31 Var		250,000	1.000	04/01/2031	275,865	275,710
	Credit Suisse Group Ag Sr Unsecured 144A 05/32 Var		1,370,000	1.000	05/14/2032	1,372,072	1,394,044
	Credit Suisse Group Ag Sr Unsecured 144A 05/32 Var		750,000	1.000	05/14/2032	751,823	763,163
	Credit Suisse Mortgage Trust Csmc 2020 11R 1A1 144A		251,537	1.000	04/25/2038	251,537	256,153
	Credit Suisse Usa Inc Company Guar 07/32 7.125		395,000	7.125	07/15/2032	582,298	561,315
	Crescent Energy Finance Company Guar 144A 05/26 7.25		423,000	7.250	05/01/2026	423,000	439,391
	Crestwood Mid Partner Lp Company Guar 144A 04/29 8		368,000	8.000	04/01/2029	368,000	401,120
	Crocs Inc Company Guar 144A 03/29 4.25		458,000	4.250	03/15/2029	456,546	452,275
	Crocs Inc Company Guar 144A 08/31 4.125		414,000	4.125	08/15/2031	414,000	404,685
	Cross Financial Corp 2021 Term Loan B		545,882	1.000	09/15/2027	540,423	549,747
	Crowdstrike Holdings Inc Company Guar 02/29 3		792,000	3.000	02/15/2029	791,845	782,100
	Crownrock Lp/Crownrock F Sr Unsecured 144A 05/29 5		276,000	5.000	05/01/2029	278,531	286,350
	Csc Holdings Llc 2018 Incremental Term B 3		437,625	1.000	01/15/2026	436,535	432,592
	Csc Holdings Llc Term Loan B		125,344	1.000	07/17/2025	125,500	123,620
	Csc Holdings, Llc 2019 Term Loan B5		556,073	1.000	04/15/2027	556,082	549,817
	Csn Resources Sa Company Guar 144A 06/31 4.625		495,000	4.625	06/10/2031	483,500	470,874
	Csx Transportation Inc Sr Secured 01/23 6.251		313,957	6.251	01/15/2023	313,957	329,743
	Cummins Inc Sr Unsecured 09/50 2.6		250,000	2.600	09/01/2050	246,860	230,318
	Curo Group Holdings Corp Sr Secured 144A 08/28 7.5		273,000	7.500	08/01/2028	283,500	274,660
	Cushman + Wakefield Us Sr Secured 144A 05/28 6.75		253,000	6.750	05/15/2028	274,500	270,710
	Cvr Partners/Cvr Nitroge Sr Secured 144A 06/28 6.125		433,000	6.125	06/15/2028	436,849	456,815
	Cvs Health Corp Sr Unsecured 03/38 4.78		525,000	4.780	03/25/2038	514,574	639,056
	Cvs Health Corp Sr Unsecured 03/38 4.78		6,850,000	4.780	03/25/2038	7,356,070	8,338,163
	Cvs Health Corp Sr Unsecured 03/48 5.05		275,000	5.050	03/25/2048	306,762	359,546
	Cvs Health Corp Sr Unsecured 03/48 5.05		2,585,000	5.050	03/25/2048	2,982,723	3,379,732
	Cvs Health Corp Sr Unsecured 04/30 3.75		150,000	3.750	04/01/2030	149,666	164,453
	Cvs Health Corp Sr Unsecured 04/40 4.125		125,000	4.125	04/01/2040	122,893	143,511
	Cvs Health Corp Sr Unsecured 07/45 5.125		980,000	5.125	07/20/2045	1,130,146	1,273,863
	Cyrusone Lp/Cyrusone Fin Company Guar 11/24 2.9		600,000	2.900	11/15/2024	599,706	619,326
	D.R. Horton Inc Company Guar 08/23 5.75		900,000	5.750	08/15/2023	997,569	955,980
	Dana Inc Sr Unsecured 09/30 4.25		273,000	4.250	09/01/2030	273,000	276,754
	Dartmouth Hitch Health Secured 08/48 4.178		200,000	4.178	08/01/2048	245,582	236,956
	Davita Inc Company Guar 144A 02/31 3.75		296,000	3.750	02/15/2031	292,980	288,402

(a)	(b)	(c)			(d)	(e)
	Identity of issue, borrower, lessor or similar party	Description of Investment Including Maturity Date, Rate of Interest, Collateral, Par or Maturity Value				
		Type	Shares/ Principal	Interest Rate	Maturity Date	Cost	Current Value
		Corporate obligations (continued):					
	Davita, Inc	2020 Term Loan B	42,813	1.000 %	08/12/2026	$ 41,921	$ 42,647
	Dayton Power + Light Co/	1St Mortgage 06/49 3.95	325,000	3.950	06/15/2049	365,820	370,422
	Dcg Acquisition Corp	Term Loan B	342,285	1.000	09/30/2026	329,192	342,285
	Deere + Company	Sr Unsecured 06/42 3.9	900,000	3.900	06/09/2042	1,016,582	1,068,561
	Deerfield Dakota Holding Llc	2020 Usd Term Loan B	444,361	1.000	04/09/2027	442,143	445,438
	Delek Log Part/Finance	Company Guar 144A 06/28 7.125	237,000	7.125	06/01/2028	237,000	246,480
	Dell Int Llc / Emc Corp	Sr Unsecured 06/23 5.45	120,000	5.450	06/15/2023	122,085	126,587
	Dell Int Llc / Emc Corp	Sr Unsecured 10/26 4.9	700,000	4.900	10/01/2026	799,498	788,424
	Delta Topco, Inc.	2020 2Nd Lien Term Loan	262,215	1.000	12/01/2028	264,607	264,755
	Denali Water Solutions	Term Loan B	895,500	1.000	03/25/2028	886,550	896,060
	Deutsche Bank Ag	Sr Unsecured Regs 02/26 2.625	600,000	2.625	02/12/2026	730,109	738,717
	Deutsche Bank Ag	Sr Unsecured Regs 11/25 Var	200,000	1.000	11/19/2025	247,875	231,526
	Deutsche Bank Ny	Sr Unsecured 05/32 Var	400,000	1.000	05/28/2032	404,444	403,056
	Deutsche Bank Ny	Sr Unsecured 09/31 Var	1,975,000	1.000	09/18/2031	1,983,410	2,078,609
	Deutsche Bank Ny	Sr Unsecured 11/22 3.3	1,200,000	3.300	11/16/2022	1,245,540	1,224,864
	Deutsche Bank Ny	Sr Unsecured 11/25 Var	500,000	1.000	11/26/2025	503,970	527,975
	Devon Energy Corporation	Sr Unsecured 09/31 7.875	1,500,000	7.875	09/30/2031	1,869,226	2,122,005
	Dg Invstmnt Intrmdt Hldg 2 Inc	2021 Delayed Draw Term Loan	71,828	1.000	03/31/2028	71,828	71,896
	Dg Invstmnt Intrmdt Hldg 2 Inc	2021 Term Loan	246,812	1.000	03/31/2028	245,583	247,044
	Diageo Capital Plc	Company Guar 04/43 3.875	500,000	3.875	04/29/2043	540,030	587,540
	Diageo Investment Corp	Company Guar 04/35 7.45	500,000	7.450	04/15/2035	810,780	766,860
	Diamond Sports Gr/Diamon	Sr Secured 144A 08/26 5.375	479,000	5.375	08/15/2026	398,416	239,500
	Diamondback Energy Inc	Company Guar 12/24 2.875	1,000,000	2.875	12/01/2024	999,590	1,037,410
	Diamondback Energy Inc	Company Guar 12/26 3.25	780,000	3.250	12/01/2026	834,928	822,604
	Dillards Inc	Sr Unsecured 05/27 7.75	1,250,000	7.750	05/15/2027	1,243,750	1,480,063
	Direct Chassislink Inc	2019 2Nd Lien Term Loan	754,859	1.000	04/10/2026	677,912	759,577
	Discovery Communications	Company Guar 06/40 6.35	4,225,000	6.350	06/01/2040	4,728,683	5,795,982
	Discovery Communications	Company Guar 09/47 5.2	382,000	5.200	09/20/2047	406,532	473,516
	Diversey Inc	2021 Term Loan B	350,000	1.000	09/29/2028	348,255	349,370
	Diversitech Holdings Inc	2021 1St Lien Term Loan	497,143	1.000	12/22/2028	494,657	497,299
	Diversitech Holdings Inc	2021 Ddtl	102,857	1.000	12/22/2028	102,343	102,890
	Dollar General Corp	Sr Unsecured 04/50 4.125	65,000	4.125	04/03/2050	64,348	75,025
	Dominion Energy Inc	Jr Subordina 10/54 Var	1,400,000	1.000	10/01/2054	1,400,000	1,493,744
	Dominion Energy South	1St Mortgage 06/65 5.1	700,000	5.100	06/01/2065	765,358	1,000,790
	Dominion Energy South	1St Mortgage 06/65 5.1	250,000	5.100	06/01/2065	319,140	357,425
	Dornoch Debt Merger Sub	Sr Unsecured 144A 10/29 6.625	273,000	6.625	10/15/2029	271,147	269,588
	Dow Chemical Co/The	Sr Unsecured 05/39 9.4	304,000	9.400	05/15/2039	302,668	544,652
	Dow Chemical Co/The	Sr Unsecured 10/34 4.25	652,000	4.250	10/01/2034	695,448	752,571
	Dow Chemical Co/The	Sr Unsecured 11/29 7.375	332,000	7.375	11/01/2029	369,153	446,699
	Dt Midstream Inc	Term Loan B	149,250	1.000	06/26/2028	148,509	149,728
	Dte Electric Co	1St Mortgage 03/50 2.95	1,590,000	2.950	03/01/2050	1,527,720	1,601,957
	Dte Electric Co	Genl Ref Mor 03/45 3.7	850,000	3.700	03/15/2045	940,877	940,372
	Dte Electric Co	Genl Ref Mor 03/49 3.95	250,000	3.950	03/01/2049	275,410	295,423
	Dte Electric Co	Genl Ref Mor 04/51 3.25	55,000	3.250	04/01/2051	54,541	59,138
	Dte Electric Co	Genl Ref Mor 06/46 3.7	310,000	3.700	06/01/2046	350,334	349,196
	Duke Energy Carolinas	1St Mortgage 04/51 3.45	145,000	3.450	04/15/2051	144,459	158,571
	Duke Energy Carolinas	1St Mortgage 12/41 4.25	725,000	4.250	12/15/2041	860,644	854,188
	Duke Energy Carolinas	1St Ref Mort 06/45 3.75	1,000,000	3.750	06/01/2045	1,061,118	1,105,640
	Duke Energy Carolinas	1St Ref Mort 09/42 4	500,000	4.000	09/30/2042	611,535	573,920
	Duke Energy Florida Llc	1St Mortgage 06/38 6.4	2,457,000	6.400	06/15/2038	3,626,444	3,538,933
	Duke Energy Florida Llc	1St Mortgage 07/48 4.2	770,000	4.200	07/15/2048	768,930	923,861
	Duke Energy Florida Llc	1St Mortgage 07/48 4.2	700,000	4.200	07/15/2048	703,598	839,874
	Duke Energy Florida Llc	1St Mortgage 10/46 3.4	1,280,000	3.400	10/01/2046	1,159,539	1,350,349
	Duke Energy Florida Llc	1St Mortgage 12/51 3	180,000	3.000	12/15/2051	178,974	181,399
	Duke Energy Indiana Llc	1St Mortgage 04/50 2.75	645,000	2.750	04/01/2050	644,207	627,327
	Duke Energy Indiana Llc	1St Mortgage 04/50 2.75	345,000	2.750	04/01/2050	351,064	335,547
	Duke Energy Indiana Llc	1St Mortgage 10/49 3.25	150,000	3.250	10/01/2049	146,645	155,195
	Duke Energy Ohio Inc	1St Mortgage 02/49 4.3	1,300,000	4.300	02/01/2049	1,608,146	1,559,935
	Duke Energy Progress Llc	1St Mortgage 03/44 4.375	4,490,000	4.375	03/30/2044	4,854,304	5,388,674
	Duke Energy Progress Llc	1St Mortgage 08/51 2.9	200,000	2.900	08/15/2051	199,640	198,266
	Duke University	Unsecured 10/55 2.832	415,000	2.832	10/01/2055	415,000	429,525
	Duke University Health	Sr Unsecured 06/47 3.92	250,000	3.920	06/01/2047	275,993	296,985
	Dxp Enterprises Inc	2020 Term Loan	396,000	1.000	12/16/2027	391,054	395,010

(a)	(b)	(c)				(d)	(e)
	Identity of issue, borrower, lessor or similar party	Description of Investment Including Maturity Date, Rate of Interest, Collateral, Par or Maturity Value					
		Type	Shares/ Principal	Interest Rate	Maturity Date	Cost	Current Value
		Corporate obligations (continued):					
	Dycom Industries Inc	Company Guar 144A 04/29 4.5	683,000	4.500 %	04/15/2029	$ 686,240	$ 695,806
	Dynasty Acquisition Co Inc	2020 Cad Term Loan	119,624	1.000	04/06/2026	120,045	116,720
	Dynasty Acquisition Co Inc	2020 Term Loan	222,501	1.000	04/06/2026	223,284	217,099
	E2Open, Llc	2020 Term Loan B	249,125	1.000	02/04/2028	247,147	249,748
	Ecl Entertainment Llc	Term Loan	276,278	1.000	03/31/2028	279,251	281,804
	Ecolab Inc	Sr Unsecured 02/32 2.125	300,000	2.125	02/01/2032	299,886	297,507
	Ecolab Inc	Sr Unsecured 08/50 2.125	450,000	2.125	08/15/2050	446,045	396,639
	Ecolab Inc	Sr Unsecured 08/55 2.75	500,000	2.750	08/18/2055	497,470	490,695
	Ecolab Inc	Sr Unsecured 12/51 2.7	300,000	2.700	12/15/2051	299,265	294,501
	Eg Dutch Finco B V	Term Loan	35,335	1.000	02/07/2025	35,160	35,249
	Eisner Advisory Group Llc	Delayed Draw Term Loan	45,455	1.000	07/28/2028	45,227	45,568
	Eisner Advisory Group Llc	Term Loan	527,273	1.000	07/28/2028	522,641	528,591
	Elanco Animal Health Inc	Sr Unsecured 08/28 6.4	675,000	6.400	08/28/2028	682,135	783,000
	Elastic Nv	Sr Unsecured 144A 07/29 4.125	258,000	4.125	07/15/2029	258,000	255,260
	Electron Bidco Inc.	2021 Term Loan	150,000	1.000	11/01/2028	149,260	149,826
	Electron Bidco Inc.	2021 Term Loan	127,109	1.000	11/01/2028	126,476	126,962
	Element Solutions Inc	Company Guar 144A 09/28 3.875	274,000	3.875	09/01/2028	272,729	275,370
	Eli Lilly + Co	Sr Unsecured 05/50 2.25	425,000	2.250	05/15/2050	398,563	386,215
	Eli Lilly + Co	Sr Unsecured 09/60 2.5	350,000	2.500	09/15/2060	343,287	329,046
	Elwood Energy Llc	Sr Secured 07/26 8.159	361,980	8.159	07/05/2026	384,604	372,839
	Emerson Electric Co	Sr Unsecured 10/50 2.75	125,000	2.750	10/15/2050	124,848	121,561
	Emerson Electric Co	Sr Unsecured 12/51 2.8	600,000	2.800	12/21/2051	598,668	587,706
	Emory University	Unsecured 09/50 2.969	135,000	2.969	09/01/2050	135,000	141,840
	Empire Resorts Inc	Sr Secured 144A 11/26 7.75	311,000	7.750	11/01/2026	311,000	312,555
	Empresa Gen Elec Haina	Sr Unsecured 144A 11/28 5.625	260,000	5.625	11/08/2028	260,000	403,004
	Enbridge Inc	Company Guar 02/22 Var	1,000,000	1.000	02/18/2022	1,000,000	1,000,320
	Encino Acquisition Partn	Company Guar 144A 05/28 8.5	574,000	8.500	05/01/2028	574,000	596,243
	Endeavor Energy Resource	Sr Unsecured 144A 01/28 5.75	528,000	5.750	01/30/2028	527,912	562,790
	Enel Finance Intl Nv	Company Guar 144A 09/24 2.65	300,000	2.650	09/10/2024	299,637	308,934
	Enel Finance Intl Nv	Company Guar 144A 10/39 6	1,850,000	6.000	10/07/2039	1,854,778	2,457,559
	Energizer Holdings Inc	2020 Incremental Term Loan	270,833	1.000	12/16/2027	269,479	270,608
	Energy Acquisition Co Inc	First Lien	378,053	1.000	06/26/2025	352,619	375,809
	Energy Transfer Lp	Sr Unsecured 03/45 5.15	6,380,000	5.150	03/15/2045	6,328,297	7,209,847
	Energy Transfer Lp	Sr Unsecured 03/45 5.15	115,000	5.150	03/15/2045	101,439	129,958
	Energy Transfer Lp	Sr Unsecured 04/47 5.3	245,000	5.300	04/15/2047	223,616	283,899
	Energy Transfer Lp	Sr Unsecured 06/41 6.05	2,130,000	6.050	06/01/2041	2,079,466	2,606,183
	Energy Transfer Lp	Sr Unsecured 10/47 5.4	270,000	5.400	10/01/2047	294,756	316,834
	Enersys	Company Guar 144A 12/27 4.375	245,000	4.375	12/15/2027	242,374	254,188
	Engnred Mchnry Hldngs Inc	2021 Usd Incremental Tl	1,000,000	1.000	05/19/2028	995,004	999,060
	Entegris Inc	Company Guar 144A 05/29 3.625	803,000	3.625	05/01/2029	806,659	805,008
	Entergy Arkansas Llc	1St Mortgage 06/51 2.65	250,000	2.650	06/15/2051	238,855	232,320
	Entergy Arkansas Llc	1St Mortgage 06/52 3.35	200,000	3.350	06/15/2052	198,756	210,008
	Entergy Louisiana Llc	1St Mortgage 03/51 2.9	440,000	2.900	03/15/2051	461,188	430,976
	Entergy Louisiana Llc	1St Mortgage 06/32 2.35	200,000	2.350	06/15/2032	198,968	199,382
	Entergy Louisiana Llc	1St Mortgage 06/41 3.1	200,000	3.100	06/15/2041	198,728	205,192
	Entergy Louisiana Llc	Collateral T 03/33 4	1,012,000	4.000	03/15/2033	1,164,394	1,149,905
	Entergy Louisiana Llc	Collateral T 09/48 4.2	500,000	4.200	09/01/2048	494,920	594,705
	Entergy Mississippi Llc	1St Mortgage 06/49 3.85	200,000	3.850	06/01/2049	216,020	229,292
	Entergy Mississippi Llc	1St Mortgage 06/51 3.5	115,000	3.500	06/01/2051	116,584	123,508
	Entergy Texas Inc	1St Mortgage 09/49 3.55	800,000	3.550	09/30/2049	897,408	843,832
	Enterprise Products Oper	Company Guar 02/41 5.95	4,425,000	5.950	02/01/2041	5,170,653	5,873,524
	Enterprise Products Oper	Company Guar 10/28 4.15	1,250,000	4.150	10/16/2028	1,249,225	1,403,213
	Entrans Intl Llc	Term Loan	691,644	1.000	11/01/2024	581,867	654,295
	Eog Resources Inc	Sr Unsecured 04/35 3.9	250,000	3.900	04/01/2035	277,298	283,378
	Eog Resources Inc	Sr Unsecured 04/50 4.95	320,000	4.950	04/15/2050	366,696	434,717
	Ep Purchaser Llc	2021 Term Loan B	150,000	1.000	11/06/2028	149,256	150,244
	Eqt Corp	Sr Unsecured 01/29 5	262,000	5.000	01/15/2029	264,460	290,165
	Eqt Corp	Sr Unsecured 02/25 6.625	825,000	6.625	02/01/2025	829,246	930,196
	Eqt Corp	Sr Unsecured 02/30 7.5	344,000	7.500	02/01/2030	418,633	442,040
	Equinor Asa	Company Guar 04/50 3.7	100,000	3.700	04/06/2050	99,265	114,468
	Equinor Asa	Company Guar 05/30 2.375	280,000	2.375	05/22/2030	278,393	284,455
	Equinox Hldgs Inc	Term Loan B 1	292,503	1.000	03/08/2024	274,185	278,974
	Equinox Holdings Inc	2020 Term Loan B2	287,398	1.000	03/08/2024	290,294	293,865

(a)	(b)	(c)				(d)	(e)
	Identity of issue, borrower, lessor or similar party	Description of Investment Including Maturity Date, Rate of Interest, Collateral, Par or Maturity Value					
		Type	Shares/ Principal	Interest Rate	Maturity Date	Cost	Current Value
		Corporate obligations (continued):					
	Erac Usa Finance Llc	Company Guar 144A 11/46 4.2	525,000	4.200 %	11/01/2046	$ 483,310	$ 617,442
	Erm Emerald Us Inc.	Usd Term Loan B1	635,375	1.000	07/12/2028	637,060	632,675
	Erp Operating Lp	Sr Unsecured 06/45 4.5	225,000	4.500	06/01/2045	277,067	282,661
	Erp Operating Lp	Sr Unsecured 07/44 4.5	450,000	4.500	07/01/2044	536,704	564,971
	Escape Velocity Holdings, Inc.	Term Loan	255,705	1.000	10/08/2028	254,426	254,746
	Esdec Solar Group B V	Term Loan B	390,060	1.000	08/30/2028	382,259	390,060
	Essential Utilities Inc	Sr Unsecured 04/50 3.351	325,000	3.351	04/15/2050	324,851	336,375
	Estee Lauder Co Inc	Sr Unsecured 05/37 6	250,000	6.000	05/15/2037	352,870	352,838
	Estee Lauder Co Inc	Sr Unsecured 12/49 3.125	560,000	3.125	12/01/2049	561,876	612,511
	Etsy Inc	Sr Unsecured 09/27 0.125	221,000	0.125	09/01/2027	311,924	296,472
	European Investment Bank	Sr Unsecured 144A 01/23 2.375	1,900,000	2.375	01/18/2023	1,519,345	1,528,153
	European Loan Conduit	Euro 36A A1 144A	699,275	1.000	02/17/2030	771,790	795,740
	Everarc Escrow Sarl	Sr Secured 144A 10/29 5	275,000	5.000	10/30/2029	272,250	275,204
	Evergy Kansas Central	1St Mortgage 03/42 4.125	300,000	4.125	03/01/2042	342,162	346,656
	Evergy Kansas Central	1St Mortgage 04/50 3.45	1,045,000	3.450	04/15/2050	1,040,726	1,120,062
	Evergy Kansas Central	1St Mortgage 09/49 3.25	350,000	3.250	09/01/2049	352,699	362,912
	Evergy Metro	Mortgage 03/48 4.2	700,000	4.200	03/15/2048	876,767	833,770
	Everi Holdings Inc	Company Guar 144A 07/29 5	259,000	5.000	07/15/2029	263,047	261,590
	Eversource Energy	Sr Unsecured 04/29 4.25	440,000	4.250	04/01/2029	436,942	490,692
	Exc Hldgs Iii Corp	Term Loan B	189,637	1.000	12/02/2024	190,570	190,585
	Exxon Mobil Corporation	Sr Unsecured 03/40 4.227	750,000	4.227	03/19/2040	867,195	885,383
	Exxon Mobil Corporation	Sr Unsecured 03/46 4.114	1,600,000	4.114	03/01/2046	1,858,478	1,867,040
	Exxon Mobil Corporation	Sr Unsecured 03/50 4.327	575,000	4.327	03/19/2050	670,113	706,014
	Exxon Mobil Corporation	Sr Unsecured 03/50 4.327	1,500,000	4.327	03/19/2050	1,844,154	1,841,775
	Exxon Mobil Corporation	Sr Unsecured 04/51 3.452	250,000	3.452	04/15/2051	262,624	270,818
	Exxon Mobil Corporation	Sr Unsecured 08/39 2.995	250,000	2.995	08/16/2039	250,000	252,945
	Exxon Mobil Corporation	Sr Unsecured 08/49 3.095	300,000	3.095	08/16/2049	302,278	303,837
	Eyecare Parners Llc	2021 Delayed Draw Term Loan	80,000	1.000	11/15/2028	80,000	79,810
	Eyecare Parners Llc	2021 Incremental Term Loan	320,000	1.000	11/15/2028	319,210	319,240
	Eyecare Partners Llc	2020 Delayed Draw Term Loan	68,108	1.000	02/18/2027	62,659	67,730
	Eyecare Partners Llc	Term Loan	286,296	1.000	02/18/2027	263,353	285,134
	Eyemart Express Llc	2021 Term Loan	548,625	1.000	08/31/2027	543,145	548,625
	Fair Isaac Corp	Sr Unsecured 144A 06/28 4	254,000	4.000	06/15/2028	253,848	261,094
	Fairfax Finl Hldgs Ltd	Sr Unsecured Regs 03/28 2.75	600,000	2.750	03/29/2028	685,843	741,201
	Farmers Exchange Cap Ii	Subordinated 144A 11/53 Var	1,760,000	1.000	11/01/2053	1,832,839	2,229,656
	Farmers Exchange Cap Iii	Subordinated 144A 10/54 Var	1,410,000	1.000	10/15/2054	1,451,990	1,699,924
	Fcg Acquisitions Inc	Inc Delayed Draw Term Loan	322,734	1.000	03/31/2028	322,383	322,433
	Fender Mscl Instmns Corptn	2021 Term Loan B	233,474	1.000	12/01/2028	232,785	233,766
	Fifth Third Bancorp	Subordinated 03/38 8.25	2,705,000	8.250	03/01/2038	3,870,839	4,436,146
	Filtration Group Corp	Term Loan	308,529	1.000	03/29/2025	305,055	306,360
	Finastra Usa, Inc.	Term Loan B	666,665	1.000	06/13/2024	663,333	664,581
	First Brands	2021 Term Loan	696,500	1.000	03/30/2027	689,540	701,027
	First Citizens Bank/Trst	Subordinated 03/28 6.125	554,000	6.125	03/09/2028	651,113	668,955
	Fiserv Inc	Sr Unsecured 07/49 4.4	700,000	4.400	07/01/2049	695,716	833,945
	Flight Bidco Inc	First Lien	339,149	1.000	07/23/2025	337,453	335,757
	Flight Bidco Inc	Second Lien	200,000	1.000	07/23/2026	198,000	194,500
	Florida Food Products Llc	Term Loan	356,186	1.000	10/18/2028	349,071	352,179
	Florida Power + Light Co	1St Mortgage 02/41 5.25	500,000	5.250	02/01/2041	660,780	670,155
	Florida Power + Light Co	1St Mortgage 02/42 4.125	1,000,000	4.125	02/01/2042	1,158,022	1,190,060
	Florida Power + Light Co	1St Mortgage 03/48 3.95	500,000	3.950	03/01/2048	573,981	592,945
	Florida Power + Light Co	1St Mortgage 03/49 3.99	250,000	3.990	03/01/2049	278,785	304,838
	Florida Power + Light Co	1St Mortgage 04/39 5.96	250,000	5.960	04/01/2039	361,488	354,768
	Florida Power + Light Co	1St Mortgage 10/49 3.15	185,000	3.150	10/01/2049	186,525	196,403
	Florida Power Light Co	1St Mortgage 12/51 2.875	500,000	2.875	12/04/2051	499,795	507,075
	Fluid Flow Products Inc	Delayed Draw Term Loan	79,600	1.000	03/31/2028	79,600	79,501
	Fluid Flow Products, Inc.	Term Loan	417,900	1.000	03/31/2028	416,860	417,378
	Fluidra Sa	Usd Term Loan B	499,505	1.000	07/02/2025	501,585	498,361
	Fly Funding Ii Sarl	2019 Term Loan B	116,631	1.000	08/11/2025	116,631	114,335
	Fmg Resources Aug 2006	Company Guar 144A 04/31 4.375	760,000	4.375	04/01/2031	786,324	798,000
	Fmg Resources Aug 2006	Company Guar 144A 09/27 4.5	637,000	4.500	09/15/2027	642,624	678,405
	Focus Financial Partners Llc	2021 Delayed Draw Term Loan	56,109	1.000	06/30/2028	56,109	55,899
	Focus Financial Partners, Llc	2021 Term Loan B4	242,531	1.000	06/30/2028	240,720	241,622
	Fomento Economico Mex	Sr Unsecured 01/50 3.5	900,000	3.500	01/16/2050	893,839	941,040

(a)	(b)	(c) Description of Investment Including Maturity Date, Rate of Interest, Collateral, Par or Maturity Value			(d)	(e)
	Identity of issue, borrower, lessor or similar party	Type	Shares/ Principal	Interest Rate	Maturity Date	Cost	Current Value
		Corporate obligations (continued):					
	Fomento Economico Mex	Sr Unsecured 05/43 4.375	300,000	4.375 %	05/10/2043	$ 334,557	$ 351,525
	Fontainebleau Miami Beach Trus	Fmbt 2019 Fblu F 144A	996,447	1.000	12/10/2036	1,007,852	979,236
	Foot Locker Inc	Sr Unsecured 144A 10/29 4	255,000	4.000	10/01/2029	255,000	263,254
	Ford Foundation/The	Unsecured 06/70 2.815	500,000	2.815	06/01/2070	523,612	515,450
	Ford Motor Company	Sr Unsecured 01/43 4.75	1,192,000	4.750	01/15/2043	1,138,187	1,315,670
	Ford Motor Company	Sr Unsecured 02/32 3.25	929,000	3.250	02/12/2032	938,971	951,296
	Ford Motor Company	Sr Unsecured 12/46 5.291	49,000	5.291	12/08/2046	57,208	57,587
	Ford Motor Credit Co Llc	Sr Unsecured 01/24 3.81	400,000	3.810	01/09/2024	413,000	414,896
	Ford Motor Credit Co Llc	Sr Unsecured 08/23 4.375	1,380,000	4.375	08/06/2023	1,341,251	1,435,780
	Ford Motor Credit Co Llc	Sr Unsecured 08/26 2.7	1,475,000	2.700	08/10/2026	1,475,000	1,487,906
	Ford Motor Credit Co Llc	Sr Unsecured 09/22 4.25	300,000	4.250	09/20/2022	282,000	305,400
	Ford Motor Credit Co Llc	Sr Unsecured 11/24 4.063	250,000	4.063	11/01/2024	254,715	263,043
	Ford Motor Credit Co Llc	Sr Unsecured 11/25 3.375	275,000	3.375	11/13/2025	275,000	285,703
	Ford Motor Credit Co Llc	Sr Unsecured 11/30 4	402,000	4.000	11/13/2030	402,000	432,472
	Forestar Group Inc	Company Guar 144A 03/28 5	287,000	5.000	03/01/2028	270,057	294,534
	Forestar Group Inc	Company Guar 144A 05/26 3.85	391,000	3.850	05/15/2026	391,000	391,978
	Fortress Trans + Infrast	Sr Unsecured 144A 05/28 5.5	540,000	5.500	05/01/2028	545,987	550,314
	Foundation Building M	Company Guar 144A 03/29 6	344,000	6.000	03/01/2029	333,543	337,980
	Fox Corp	Sr Unsecured 01/39 5.476	850,000	5.476	01/25/2039	861,424	1,096,211
	Fr Refuel Llc	Delayed Draw Term Loan	70,000	1.000	11/08/2028	69,300	69,650
	Fr Refuel Llc	Term Loan	530,000	1.000	11/08/2028	524,705	527,350
	Franciscan Health Sys	Secured 07/49 3.914	250,000	3.914	07/01/2049	286,825	292,925
	Franklin Resources Inc	Sr Unsecured 08/51 2.95	100,000	2.950	08/12/2051	101,379	96,279
	Franklin Square Holdings, L.P.	Term Loan B	623,003	1.000	08/01/2025	619,906	622,224
	Franshion Brilliant Ltd	Company Guar Regs 07/29 4.25	278,000	4.250	07/23/2029	265,807	264,673
	Freddie Mac	Fhr 4283 Ew	509,827	1.000	12/15/2043	566,864	547,525
	Freeport Lng Investments, Lllp	Term Loan B	275,000	1.000	12/21/2028	274,656	272,723
	Freeport Mcmoran Inc	Company Guar 03/30 4.25	1,007,000	4.250	03/01/2030	956,964	1,062,385
	Freeport Mcmoran Inc	Company Guar 03/43 5.45	313,000	5.450	03/15/2043	392,815	393,469
	Freeport Mcmoran Inc	Company Guar 08/28 4.375	263,000	4.375	08/01/2028	263,000	275,821
	Freeport Mcmoran Inc	Company Guar 09/29 5.25	836,000	5.250	09/01/2029	849,677	915,420
	Frnchse Grup Intrmdt Hldco Llc	2021 First Out Term Loan B	653,991	1.000	03/10/2026	647,455	655,897
	Froneri International Plc	2020 Usd Term Loan	837,250	1.000	01/29/2027	835,177	827,927
	Frontdoor Inc	2021 Term Loan B	199,000	1.000	06/17/2028	198,012	198,627
	Frontier Communications	Secured 144A 05/29 6.75	364,000	6.750	05/01/2029	373,788	378,560
	Frontier Communications	Sr Secured 144A 10/27 5.875	481,000	5.875	10/15/2027	483,295	508,658
	Full House Resorts Inc	Sr Secured 144A 02/28 8.25	515,000	8.250	02/15/2028	544,563	540,750
	Gap Inc/The	Company Guar 144A 10/31 3.875	264,000	3.875	10/01/2031	262,732	260,370
	Ge Capital Intl Funding	Company Guar 11/35 4.418	7,873,000	4.418	11/15/2035	8,048,080	9,395,323
	General Dynamics Corp	Company Guar 04/40 4.25	500,000	4.250	04/01/2040	601,060	610,535
	General Dynamics Corp	Company Guar 04/50 4.25	500,000	4.250	04/01/2050	658,505	637,615
	General Dynamics Corp	Company Guar 06/41 2.85	75,000	2.850	06/01/2041	74,738	77,145
	General Motors Co	Sr Unsecured 04/36 6.6	485,000	6.600	04/01/2036	656,127	655,987
	General Motors Co	Sr Unsecured 10/43 6.25	390,000	6.250	10/02/2043	536,020	533,692
	Genting Ny Llc/Genny Cap	Sr Unsecured 144A 02/26 3.3	308,000	3.300	02/15/2026	309,219	305,012
	George Washington Univer	Unsecured 09/48 4.126	750,000	4.126	09/15/2048	891,915	908,018
	Georgetown University	Sr Unsecured 04/50 2.943	450,000	2.943	04/01/2050	446,415	452,358
	Georgia Power Co	Sr Unsecured 03/43 4.3	2,770,000	4.300	03/15/2043	2,903,762	3,152,371
	Gibson Brands Inc	2021 Term Loan	600,000	1.000	08/11/2028	594,005	595,500
	Gibson Brands Inc	2021 Term Loan	296,555	1.000	08/11/2028	293,589	294,331
	Gilead Sciences Inc	Sr Unsecured 03/46 4.75	1,555,000	4.750	03/01/2046	1,647,146	1,970,372
	Gimli Parent Corp	First Lien	150,000	1.000	08/29/2025	150,375	150,312
	Glaxosmithkline Cap Inc	Company Guar 03/43 4.2	30,000	4.200	03/18/2043	39,259	36,468
	Glaxosmithkline Cap Inc	Company Guar 05/38 6.375	1,500,000	6.375	05/15/2038	2,112,243	2,194,890
	Global Air Lease Co Ltd	Sr Unsecured 144A 09/24 6.5	454,532	6.500	09/15/2024	388,754	438,623
	Global Atlantic	Company Guar 144A 10/51 Var	364,000	1.000	10/15/2051	364,000	369,191
	Gloves Buyer, Inc.	2021 Term Loan	410,438	1.000	12/29/2027	408,680	409,670
	Go Daddy Oper Co Llc	Term Loan B 1	312,997	1.000	02/15/2024	312,997	311,476
	Golden Nugget, Llc	2020 Initial Term Loan	3,775	1.000	10/04/2023	4,228	4,058
	Goldman Sachs Capital I	Limitd Guara 02/34 6.345	3,685,000	6.345	02/15/2034	4,691,900	5,085,558
	Goldman Sachs Group Inc	Sr Unsecured 01/32 Var	115,000	1.000	01/27/2032	115,000	110,260
	Goldman Sachs Group Inc	Sr Unsecured 02/33 6.125	500,000	6.125	02/15/2033	655,643	658,330
	Goldman Sachs Group Inc	Sr Unsecured 02/41 6.25	300,000	6.250	02/01/2041	426,603	436,122

(a)	(b)	(c) Description of Investment Including Maturity Date, Rate of Interest, Collateral, Par or Maturity Value				(d)	(e)
	Identity of issue, borrower, lessor or similar party	Type	Shares/ Principal	Interest Rate	Maturity Date	Cost	Current Value
		Corporate obligations (continued):					
	Goldman Sachs Group Inc Sr Unsecured 04/29 Var		1,905,000	1.000 %	04/23/2029	$ 2,184,005	$ 2,072,164
	Goldman Sachs Group Inc Sr Unsecured 04/39 Var		1,560,000	1.000	04/23/2039	1,548,543	1,863,498
	Goldman Sachs Group Inc Sr Unsecured 04/39 Var		1,750,000	1.000	04/23/2039	2,006,175	2,090,463
	Goldman Sachs Group Inc Sr Unsecured 04/42 Var		770,000	1.000	04/22/2042	770,000	798,559
	Goldman Sachs Group Inc Sr Unsecured 05/29 Var		145,000	1.000	05/01/2029	142,969	161,070
	Goldman Sachs Group Inc Sr Unsecured 07/32 Var		450,000	1.000	07/21/2032	450,000	443,070
	Goldman Sachs Group Inc Sr Unsecured 07/42 Var		2,370,000	1.000	07/21/2042	2,370,000	2,356,254
	Goldman Sachs Group Inc Sr Unsecured 07/42 Var		435,000	1.000	07/21/2042	435,000	432,477
	Goldman Sachs Group Inc Sr Unsecured 07/44 4.8		1,500,000	4.800	07/08/2044	1,783,789	1,915,740
	Goldman Sachs Group Inc Sr Unsecured 09/27 Var		400,000	1.000	09/10/2027	400,000	391,896
	Goldman Sachs Group Inc Sr Unsecured 10/38 Var		250,000	1.000	10/31/2038	259,965	285,933
	Goldman Sachs Group Inc Sr Unsecured 10/45 4.75		250,000	4.750	10/21/2045	303,045	321,770
	Goldman Sachs Group Inc Sr Unsecured Regs 05/24 1.375		800,000	1.375	05/15/2024	917,836	929,158
	Goldman Sachs Group Inc Subordinated 05/36 6.45		995,000	6.450	05/01/2036	1,270,368	1,359,757
	Goldman Sachs Group Inc Subordinated 10/37 6.75		4,365,000	6.750	10/01/2037	5,452,454	6,189,134
	Goodyear Tire + Rubber Company Guar 03/27 4.875		349,000	4.875	03/15/2027	353,376	369,504
	Government National Mortgage A Gnr 2016 47 Kb		1,008,768	3.500	04/20/2046	1,142,509	1,129,813
	Government National Mortgage A Gnr 2017 H03 F		3,237,229	1.000	01/20/2067	3,232,829	3,208,512
	Government National Mortgage A Gnr 2017 H03 Fa		3,856,353	1.000	12/20/2066	3,871,350	3,824,453
	Government National Mortgage A Gnr 2018 H08 Gf		1,225,742	1.000	05/20/2068	1,220,680	1,202,728
	Government National Mortgage A Gnr 2018 H11 Fa		1,756,009	1.000	02/20/2068	1,748,670	1,728,129
	Government National Mortgage A Gnr 2020 H12 Fh		2,554,000	1.000	07/20/2070	2,562,779	2,575,976
	Government National Mortgage A Gnr 2021 H19 Fm		1,722,000	1.000	12/20/2071	1,755,902	1,755,901
	Gps Hospitality Holding Sr Secured 144A 08/28 7		310,000	7.000	08/15/2028	309,557	281,220
	Graftech Intl Ltd Term Loan B		339,848	1.000	02/12/2025	338,223	340,344
	Graphic Packaging Intern Sr Secured 144A 04/26 1.512		755,000	1.512	04/15/2026	755,000	741,425
	Gray Escrow Ii Inc Company Guar 144A 11/31 5.375		540,000	5.375	11/15/2031	547,781	555,525
	Great Lakes Dredge+Dock Company Guar 144A 06/29 5.25		354,000	5.250	06/01/2029	356,365	364,620
	Great Wolf Trust Gwt 2019 Wolf E 144A		596,000	1.000	12/15/2036	579,610	578,048
	Great Wolf Trust Gwt 2019 Wolf F 144A		251,000	1.000	12/15/2036	244,098	235,252
	Greenway Health Llc First Lien		432,998	1.000	02/16/2024	433,002	414,775
	Grifols Worldwide Operations U Usd 2019 Term Loan B		671,028	1.000	11/15/2027	673,390	662,342
	Group 1 Automotive Inc Company Guar 144A 08/28 4		532,000	4.000	08/15/2028	532,521	530,005
	Grubhub Holdings Inc Company Guar 144A 07/27 5.5		187,000	5.500	07/01/2027	182,075	185,691
	Grupo Bimbo Sab De Cv Company Guar 144A 09/49 4		965,000	4.000	09/06/2049	915,910	1,031,527
	Gs Mortgage Securities Trust Gsms 2017 Gs7 A3		1,025,000	3.167	08/10/2050	987,163	1,079,367
	Gs Mortgage Securities Trust Gsms 2018 Gs9 A3		1,000,000	3.727	03/10/2051	992,813	1,080,724
	Gtt Communications Inc 2020 Delayed Draw Term Loan		52,124	1.000	12/31/2021	47,750	52,863
	Gtt Communications Inc 2020 Term Loan		87,486	1.000	12/31/2021	79,723	88,689
	Gtt Communications Inc Term Loan		13,449	1.000	05/31/2025	13,382	12,100
	Guitar Center Inc Sr Secured 144A 01/26 8.5		388,000	8.500	01/15/2026	400,749	416,316
	Gulfport Energy Op Corp Company Guar 144A 05/26 8		535,898	8.000	05/17/2026	576,216	584,799
	Gvc Holdings Gibraltar Limited 2021 Usd Term Loan B4		248,750	1.000	03/16/2027	248,135	248,501
	H Food Holdings Llc First Lien		673,075	1.000	05/23/2025	671,396	669,710
	H+E Equipment Services Company Guar 144A 12/28 3.875		469,000	3.875	12/15/2028	468,520	465,483
	Hackensack Meridian Hlth Secured 07/57 4.5		250,000	4.500	07/01/2057	315,550	328,695
	Hackensack Meridian Hlth Secured 09/41 2.675		250,000	2.675	09/01/2041	250,000	243,795
	Hackensack Meridian Hlth Secured 09/50 2.875		250,000	2.875	09/01/2050	250,000	250,518
	Harsco Corporation 2021 Term Loan		248,750	1.000	03/10/2028	247,512	248,179
	Hartford Healthcare Corp Sr Unsecured 07/54 3.447		150,000	3.447	07/01/2054	150,000	159,611
	Hat Holdings I Llc/Hat Company Guar 144A 06/26 3.375		293,000	3.375	06/15/2026	293,634	295,930
	Hat Holdings I Llc/Hat Company Guar 144A 09/30 3.75		789,000	3.750	09/15/2030	780,074	787,028
	Hawaiian Brand Intellect Sr Secured 144A 01/26 5.75		572,717	5.750	01/20/2026	582,152	599,205
	Hca Inc Sr Secured 06/39 5.125		550,000	5.125	06/15/2039	552,228	677,342
	Hca Inc Sr Secured 06/47 5.5		462,000	5.500	06/15/2047	531,422	604,545
	Hcrx Investments Holdco Lp Term Loan B		200,000	1.000	07/14/2028	199,500	199,250
	Health Care Service Corp Sr Unsecured 144A 06/30 2.2		755,000	2.200	06/01/2030	751,972	739,402
	Health Care Service Corp Sr Unsecured 144A 06/30 2.2		620,000	2.200	06/01/2030	622,065	607,191
	Health Care Service Corp Sr Unsecured 144A 06/50 3.2		3,205,000	3.200	06/01/2050	3,246,550	3,260,927
	Hecla Mining Co Company Guar 02/28 7.25		259,000	7.250	02/15/2028	264,251	277,454
	Helmerich + Payne Inc Sr Unsecured 144A 09/31 2.9		200,000	2.900	09/29/2031	199,534	196,270
	Help At Home, Inc. 2020 Delayed Draw Term Loan		145,691	1.000	10/29/2027	143,506	145,751
	Help At Home, Inc. 2020 Term Loan B		1,145,663	1.000	10/29/2027	1,128,546	1,146,138
	Hercules Llc Jr Subordina 06/29 6.5		445,000	6.500	06/30/2029	358,163	498,400

(a)	(b)	(c) Description of Investment Including Maturity Date, Rate of Interest, Collateral, Par or Maturity Value				(d)	(e)
	Identity of issue, borrower, lessor or similar party	Type	Shares/ Principal	Interest Rate	Maturity Date	Cost	Current Value
		Corporate obligations (continued):					
	Hershey Company	Sr Unsecured 06/50 2.65	150,000	2.650 %	06/01/2050	$ 149,507	$ 150,615
	Hershey Company	Sr Unsecured 08/46 3.375	150,000	3.375	08/15/2046	160,149	166,895
	Hershey Company	Sr Unsecured 11/49 3.125	150,000	3.125	11/15/2049	149,418	160,254
	Hertz Corp/The	Company Guar 144A 12/26 4.625	115,000	4.625	12/01/2026	115,000	115,719
	Hertz Corp/The	Company Guar 144A 12/29 5	324,000	5.000	12/01/2029	320,485	324,279
	Hess Corp	Sr Unsecured 01/40 6	5,155,000	6.000	01/15/2040	5,491,049	6,546,953
	Hess Corp	Sr Unsecured 02/41 5.6	260,000	5.600	02/15/2041	309,875	320,986
	Hess Corp	Sr Unsecured 04/47 5.8	935,000	5.800	04/01/2047	918,278	1,194,509
	Hightower Holding Llc	Company Guar 144A 04/29 6.75	476,000	6.750	04/15/2029	481,501	487,900
	Hightower Holdings Llc	2021 Delayed Draw Term Loan	90,000	1.000	04/21/2028	90,000	90,211
	Hightower Holdings Llc	2021 Term Loan B	359,100	1.000	04/21/2028	355,514	359,362
	Hilcorp Energy I/Hilcorp	Sr Unsecured 144A 02/29 5.75	293,000	5.750	02/01/2029	298,361	302,001
	Hilcorp Energy I/Hilcorp	Sr Unsecured 144A 02/31 6	302,000	6.000	02/01/2031	306,934	311,815
	Hill City Funding Trust	Sr Unsecured 144A 08/41 4.046	1,355,000	4.046	08/15/2041	1,355,000	1,310,583
	Hillman Group Inc The	2021 Delayed Draw Term Loan	152,942	1.000	07/14/2028	152,914	152,617
	Hillman Group Inc The	2021 Term Loan B1	728,532	1.000	07/14/2028	595,494	726,984
	Hilton Domestic Operatin	Company Guar 01/30 4.875	260,000	4.875	01/15/2030	260,167	277,875
	Hilton Domestic Operatin	Company Guar 144A 02/32 3.625	44,000	3.625	02/15/2032	43,625	43,769
	Hilton Grand Vac Bor Esc	Sr Unsecured 144A 06/29 5	266,000	5.000	06/01/2029	266,000	272,650
	Holding Socotec	2021 Usd Term Loan	300,000	1.000	06/02/2028	298,505	299,813
	Home Depot Inc	Sr Unsecured 03/45 4.4	1,520,000	4.400	03/15/2045	1,841,329	1,896,869
	Home Depot Inc	Sr Unsecured 04/40 3.3	750,000	3.300	04/15/2040	776,685	813,135
	Home Depot Inc	Sr Unsecured 04/46 4.25	1,500,000	4.250	04/01/2046	1,714,190	1,866,810
	Home Depot Inc	Sr Unsecured 06/47 3.9	800,000	3.900	06/15/2047	966,560	934,616
	Home Depot Inc	Sr Unsecured 09/40 5.4	520,000	5.400	09/15/2040	701,787	711,069
	Home Depot Inc	Sr Unsecured 09/51 2.75	500,000	2.750	09/15/2051	494,650	496,510
	Home Depot Inc	Sr Unsecured 09/56 3.5	680,000	3.500	09/15/2056	725,247	766,972
	Home Depot Inc	Sr Unsecured 12/36 5.875	1,500,000	5.875	12/16/2036	2,057,931	2,124,615
	Home Depot Inc	Sr Unsecured 12/48 4.5	500,000	4.500	12/06/2048	593,075	646,450
	Home Depot Inc	Sr Unsecured 12/49 3.125	300,000	3.125	12/15/2049	296,148	316,164
	Home Re Ltd	Hmir 2019 1 M1 144A	41,381	1.000	05/25/2029	41,381	41,381
	Honeywell International	Sr Unsecured 03/37 5.7	500,000	5.700	03/15/2037	700,410	682,290
	Honeywell International	Sr Unsecured 11/47 3.812	500,000	3.812	11/21/2047	562,843	597,075
	Hormel Foods Corp	Sr Unsecured 06/51 3.05	97,000	3.050	06/03/2051	100,690	103,157
	Hospital Special Surgery	Secured 10/50 2.667	570,000	2.667	10/01/2050	570,000	532,944
	Hospital Special Surgery	Secured 10/50 2.667	180,000	2.667	10/01/2050	180,000	168,298
	Host Hotels + Resorts Lp	Sr Unsecured 12/29 3.375	500,000	3.375	12/15/2029	496,090	509,610
	Houghton Mifflin Harcourt Publ	2019 Term Loan B	7,500	1.000	11/22/2024	7,200	7,505
	Howard Hughes Corp	Company Guar 144A 02/29 4.125	265,000	4.125	02/01/2029	263,239	268,538
	Howard Hughes Corp	Company Guar 144A 02/31 4.375	261,000	4.375	02/01/2031	260,708	263,610
	Howard Hughes Corp	Company Guar 144A 08/28 5.375	293,000	5.375	08/01/2028	293,394	312,060
	Hpcc Merger Sub Inc	Term Loan	220,500	1.000	03/20/2025	219,415	217,192
	Hsbc Bank Canada	Covered 144A 09/22 1.65	600,000	1.650	09/10/2022	599,508	604,830
	Hsbc Bank Plc	Subordinated 05/25 7.65	2,120,000	7.650	05/01/2025	2,602,120	2,494,286
	Hsbc Bank Usa Na	Subordinated 01/39 7	4,775,000	7.000	01/15/2039	6,947,938	7,413,617
	Hsbc Bank Usa Na	Subordinated 01/39 7	250,000	7.000	01/15/2039	353,568	388,148
	Hsbc Holdings Plc	Sr Unsecured 01/42 6.1	250,000	6.100	01/14/2042	350,058	357,443
	Hsbc Holdings Plc	Sr Unsecured 03/25 Var	300,000	1.000	03/11/2025	321,093	314,811
	Hsbc Holdings Plc	Sr Unsecured 03/28 Var	200,000	1.000	03/13/2028	222,992	216,188
	Hsbc Holdings Plc	Sr Unsecured 03/30 4.95	875,000	4.950	03/31/2030	1,031,859	1,026,725
	Hsbc Holdings Plc	Sr Unsecured 05/24 Var	1,035,000	1.000	05/18/2024	1,035,000	1,044,657
	Hsbc Holdings Plc	Sr Unsecured 05/24 Var	800,000	1.000	05/18/2024	797,840	829,648
	Hsbc Holdings Plc	Sr Unsecured 05/30 Var	1,200,000	1.000	05/22/2030	1,221,483	1,301,700
	Hsbc Holdings Plc	Sr Unsecured 05/32 Var	1,875,000	1.000	05/24/2032	1,875,000	1,880,813
	Hsbc Holdings Plc	Sr Unsecured 08/31 Var	850,000	1.000	08/18/2031	856,732	830,442
	Hsbc Holdings Plc	Subordinated 05/36 6.5	1,375,000	6.500	05/02/2036	1,437,789	1,868,116
	Hsbc Holdings Plc	Subordinated Regs 09/28 6.75	500,000	6.750	09/11/2028	856,645	854,701
	Hudbay Minerals Inc	Company Guar 144A 04/26 4.5	299,000	4.500	04/01/2026	299,000	299,000
	Hudbay Minerals Inc	Company Guar 144A 04/29 6.125	399,000	6.125	04/01/2029	399,000	423,096
	Humana Inc	Sr Unsecured 06/38 8.15	2,569,000	8.150	06/15/2038	3,688,391	4,142,050
	Hunt Cos Inc	Sr Secured 144A 04/29 5.25	723,000	5.250	04/15/2029	721,415	712,155
	Hyatt Hotels Corp	Sr Unsecured 10/24 1.8	200,000	1.800	10/01/2024	199,988	200,178
	Hydro Quebec	Local Govt G 04/30 9.375	503,000	9.375	04/15/2030	778,386	782,316

(a)	(b)	(c) Description of Investment Including Maturity Date, Rate of Interest, Collateral, Par or Maturity Value				(d)	(e)
	Identity of issue, borrower, lessor or similar party	Type	Shares/ Principal	Interest Rate	Maturity Date	Cost	Current Value
		Corporate obligations (continued):					
	Ibm Corp	Sr Unsecured 05/39 4.15	1,505,000	4.150 %	05/15/2039	$ 1,496,435	$ 1,738,034
	Ibm Corp	Sr Unsecured 05/39 4.15	1,000,000	4.150	05/15/2039	1,142,386	1,154,840
	Ibm Corp	Sr Unsecured 05/49 4.25	1,750,000	4.250	05/15/2049	1,993,035	2,122,505
	Ibm Corp	Sr Unsecured 06/42 4	500,000	4.000	06/20/2042	527,455	575,105
	Ibm Corp	Sr Unsecured 11/39 5.6	1,015,000	5.600	11/30/2039	1,478,723	1,386,368
	Ibm Corp	Sr Unsecured 11/39 5.6	320,000	5.600	11/30/2039	430,877	437,082
	Iea Energy Services Llc	Company Guar 144A 08/29 6.625	450,000	6.625	08/15/2029	443,983	444,488
	Ihc Health Services Inc	Secured 05/48 4.131	40,000	4.131	05/15/2048	51,781	50,056
	Iheartcommunications Inc	Sr Secured 144A 01/28 4.75	301,000	4.750	01/15/2028	302,322	305,250
	Ii Vi Inc	Company Guar 144A 12/29 5	270,000	5.000	12/15/2029	275,423	275,729
	Iip Operating Partner	Company Guar 05/26 5.5	291,000	5.500	05/25/2026	291,000	308,061
	Illinois Tool Works Inc	Sr Unsecured 09/42 3.9	850,000	3.900	09/01/2042	966,669	987,343
	Illuminate Buyer/Hldg	Sr Unsecured 144A 07/28 9	281,000	9.000	07/01/2028	281,000	299,664
	Illuminate Merger Sub Corp	Term Loan	1,250,000	1.000	07/21/2028	1,247,524	1,241,994
	Ilpea Parent Inc	Term Loan B	481,760	1.000	03/02/2023	474,535	481,760
	Imola Merger Corp	Sr Secured 144A 05/29 4.75	95,000	4.750	05/15/2029	96,600	97,475
	Imperial Brands Fin Plc	Company Guar 144A 07/25 4.25	400,000	4.250	07/21/2025	415,592	429,460
	Imperial Brands Fin Plc	Company Guar 144A 07/29 3.875	2,550,000	3.875	07/26/2029	2,609,219	2,700,756
	Indiana Michigan Power	Sr Unsecured 03/46 4.55	500,000	4.550	03/15/2046	619,495	610,190
	Indiana Michigan Power	Sr Unsecured 05/51 3.25	75,000	3.250	05/01/2051	74,417	76,988
	Indiana Michigan Power	Sr Unsecured 08/48 4.25	500,000	4.250	08/15/2048	564,115	593,125
	Indiana Univ Health Inc	Secured 11/48 3.97	250,000	3.970	11/01/2048	278,900	301,545
	Indiana Univ Health Inc	Unsecured 11/51 2.852	205,000	2.852	11/01/2051	205,560	206,089
	Indika Energy Capital Iv	Sr Secured Regs 10/25 8.25	275,000	8.250	10/22/2025	287,031	286,000
	Indonesia Asahan Alumini	Sr Unsecured 144A 11/23 5.71	410,000	5.710	11/15/2023	442,185	439,610
	Industrias Penoles Sab D	Sr Unsecured 144A 09/49 5.65	1,450,000	5.650	09/12/2049	1,523,552	1,787,125
	Ineos Styrolution Us Holdg Llc	2021 Usd Term Loan B	447,750	1.000	01/29/2026	445,517	447,005
	Infraestructura Energeti	Sr Unsecured 144A 01/48 4.875	575,000	4.875	01/14/2048	595,713	580,750
	Infraestructura Energeti	Sr Unsecured 144A 01/51 4.75	1,355,000	4.750	01/15/2051	1,400,821	1,343,157
	Ing Groep Nv	Sr Unsecured 04/24 3.55	200,000	3.550	04/09/2024	199,700	209,648
	Ing Groep Nv	Sr Unsecured 04/32 Var	660,000	1.000	04/01/2032	660,000	673,820
	Ingersoll Rand Company Limited	2020 Usd Term Loan B	343,875	1.000	03/01/2027	343,453	340,555
	Ingevity Corp	Company Guar 144A 11/28 3.875	301,000	3.875	11/01/2028	301,706	293,099
	Ingles Markets Inc	Sr Unsecured 144A 06/31 4	393,000	4.000	06/15/2031	398,730	395,948
	Installed Bldg Prods Inc	2021 Term Loan B	100,000	1.000	12/14/2028	99,507	100,209
	Installed Building Produ	Company Guar 144A 02/28 5.75	503,000	5.750	02/01/2028	506,170	523,120
	Insulet Corporation	Term Loan B	268,928	1.000	05/04/2028	269,456	269,517
	Integris Baptist Medical	Sr Secured 08/50 3.875	250,000	3.875	08/15/2050	250,000	285,463
	Intel Corp	Sr Unsecured 02/60 3.1	105,000	3.100	02/15/2060	104,308	104,921
	Intel Corp	Sr Unsecured 03/40 4.6	250,000	4.600	03/25/2040	325,273	311,528
	Intel Corp	Sr Unsecured 03/50 4.75	500,000	4.750	03/25/2050	685,142	665,840
	Intel Corp	Sr Unsecured 03/60 4.95	500,000	4.950	03/25/2060	688,985	700,980
	Intel Corp	Sr Unsecured 05/46 4.1	500,000	4.100	05/19/2046	636,335	593,865
	Intel Corp	Sr Unsecured 05/47 4.1	285,000	4.100	05/11/2047	341,712	341,997
	Intel Corp	Sr Unsecured 07/45 4.9	1,000,000	4.900	07/29/2045	1,238,530	1,329,270
	Intel Corp	Sr Unsecured 08/41 2.8	310,000	2.800	08/12/2041	309,718	309,237
	Intel Corp	Sr Unsecured 08/51 3.05	96,000	3.050	08/12/2051	95,681	97,637
	Intel Corp	Sr Unsecured 08/61 3.2	315,000	3.200	08/12/2061	318,275	322,579
	Intel Corp	Sr Unsecured 10/41 4.8	490,000	4.800	10/01/2041	624,074	632,801
	Intel Corp	Sr Unsecured 11/49 3.25	595,000	3.250	11/15/2049	600,677	627,969
	Intel Corp	Sr Unsecured 12/47 3.734	1,000,000	3.734	12/08/2047	1,092,735	1,139,000
	Intercontinentalexchange	Sr Unsecured 06/30 2.1	1,460,000	2.100	06/15/2030	1,449,634	1,444,341
	Intercontinentalexchange	Sr Unsecured 09/48 4.25	1,000,000	4.250	09/21/2048	1,207,730	1,239,053
	International Game Tech	Sr Secured 144A 01/29 5.25	365,000	5.250	01/15/2029	387,356	386,736
	International Paper Co	Sr Unsecured 06/38 8.7	2,180,000	8.700	06/15/2038	3,089,436	3,557,891
	Interstate Power + Light	Sr Unsecured 09/28 4.1	1,250,000	4.100	09/26/2028	1,249,900	1,386,438
	Intertape Polymer Group	Company Guar 144A 06/29 4.375	534,000	4.375	06/15/2029	534,554	534,000
	Intl Bk Recon + Develop	Sr Unsecured 01/23 2.25	1,300,000	2.250	01/17/2023	1,037,423	1,044,106
	Intl Finance Corp	Sr Unsecured 07/23 2.375	900,000	2.375	07/19/2023	682,268	728,073
	Intl Lease Finance Corp	Sr Unsecured 01/22 8.625	490,000	8.625	01/15/2022	607,889	491,225
	Invest Energy Res Ltd	Sr Secured 144A 04/29 6.25	286,000	6.250	04/26/2029	291,049	307,095
	Ipalco Enterprises Inc	Sr Secured 05/30 4.25	75,000	4.250	05/01/2030	74,932	82,310
	Israel Electric Corp Ltd	Sr Secured 144A Regs 11/24 5	350,000	5.000	11/12/2024	392,700	379,708

(a)	(b)	(c)				(d)	(e)
	Identity of issue, borrower, lessor or similar party	Description of Investment Including Maturity Date, Rate of Interest, Collateral, Par or Maturity Value					
		Type	Shares/ Principal	Interest Rate	Maturity Date	Cost	Current Value
		Corporate obligations (continued):					
	Itt Holdings Llc	2021 Term Loan	648,375	1.000 %	07/10/2028	$ 645,138	$ 646,349
	Jackson Financial Inc	Sr Unsecured 144A 11/51 4	1,625,000	4.000	11/23/2051	1,608,458	1,638,065
	Jaguar Land Rover Automo	Company Guar 144A 10/27 4.5	309,000	4.500	10/01/2027	301,771	299,755
	Jane Street Group Llc	2021 Term Loan	963,207	1.000	01/26/2028	962,008	957,086
	Jane Street Grp/Jsg Fin	Sr Secured 144A 11/29 4.5	540,000	4.500	11/15/2029	544,282	545,400
	Jbs Usa/Food/Finance	Company Guar 144A 05/32 3	595,000	3.000	05/15/2032	587,319	595,000
	Jefferson Capital Holdin	Company Guar 144A 08/26 6	295,000	6.000	08/15/2026	295,000	298,688
	Jetblue 2019 1 Class Aa	Pass Thru Ce 11/33 2.75	182,930	2.750	11/15/2033	182,930	184,180
	Jetblue Airways Corp	Pass Thru Ce 05/34 4	88,783	4.000	05/15/2034	88,783	95,760
	John Bean Technologies C	Sr Unsecured 144A 05/26 0.25	245,000	0.250	05/15/2026	278,590	269,255
	Johns Hopkins Health Sys	Unsecured 05/46 3.837	350,000	3.837	05/15/2046	414,584	415,286
	Johns Hopkins University	Sr Unsecured 01/60 2.813	115,000	2.813	01/01/2060	115,000	117,844
	Johns Hopkins University	Sr Unsecured 07/53 4.083	55,000	4.083	07/01/2053	54,497	72,508
	Johnson + Johnson	Sr Unsecured 03/37 3.625	2,250,000	3.625	03/03/2037	2,462,551	2,583,000
	Johnson + Johnson	Sr Unsecured 03/46 3.7	1,000,000	3.700	03/01/2046	1,132,355	1,174,740
	Johnson + Johnson	Sr Unsecured 03/47 3.75	770,000	3.750	03/03/2047	887,620	905,405
	Johnson + Johnson	Sr Unsecured 09/40 2.1	535,000	2.100	09/01/2040	531,830	506,238
	Johnson + Johnson	Sr Unsecured 09/40 4.5	250,000	4.500	09/01/2040	311,943	316,225
	Johnson + Johnson	Sr Unsecured 12/33 4.375	750,000	4.375	12/05/2033	940,901	925,568
	Joseph T Ryerson + Son I	Sr Secured 144A 08/28 8.5	30,000	8.500	08/01/2028	33,225	32,625
	Jpmorgan Chase + Co	Jr Subordina 02/27 Var	815,000	1.000	02/01/2027	764,063	786,793
	Jpmorgan Chase + Co	Jr Subordina 09/30 8.75	1,250,000	8.750	09/01/2030	1,329,553	1,886,525
	Jpmorgan Chase + Co	Jr Subordina 09/30 8.75	770,000	8.750	09/01/2030	1,085,807	1,162,099
	Jpmorgan Chase + Co	Sr Unsecured 01/42 5.4	500,000	5.400	01/06/2042	685,765	679,920
	Jpmorgan Chase + Co	Sr Unsecured 01/49 Var	1,750,000	1.000	01/23/2049	2,037,813	2,027,358
	Jpmorgan Chase + Co	Sr Unsecured 02/28 Var	3,550,000	1.000	02/01/2028	3,468,634	3,842,982
	Jpmorgan Chase + Co	Sr Unsecured 03/31 Var	1,150,000	1.000	03/24/2031	1,162,006	1,330,792
	Jpmorgan Chase + Co	Sr Unsecured 04/31 Var	1,000,000	1.000	04/22/2031	1,002,016	1,010,730
	Jpmorgan Chase + Co	Sr Unsecured 04/42 Var	3,775,000	1.000	04/22/2042	3,820,109	3,940,647
	Jpmorgan Chase + Co	Sr Unsecured 04/42 Var	750,000	1.000	04/22/2042	750,000	782,910
	Jpmorgan Chase + Co	Sr Unsecured 04/52 Var	4,535,000	1.000	04/22/2052	4,535,000	4,852,541
	Jpmorgan Chase + Co	Sr Unsecured 04/52 Var	510,000	1.000	04/22/2052	510,000	545,710
	Jpmorgan Chase + Co	Sr Unsecured 05/38 6.4	1,605,000	6.400	05/15/2038	2,196,302	2,335,179
	Jpmorgan Chase + Co	Sr Unsecured 06/29 Var	700,000	1.000	06/01/2029	700,000	694,162
	Jpmorgan Chase + Co	Sr Unsecured 07/38 Var	2,500,000	1.000	07/24/2038	2,695,223	2,837,500
	Jpmorgan Chase + Co	Sr Unsecured 07/41 5.6	750,000	5.600	07/15/2041	1,023,068	1,038,533
	Jpmorgan Chase + Co	Sr Unsecured 07/48 Var	1,000,000	1.000	07/24/2048	1,186,880	1,180,440
	Jpmorgan Chase + Co	Sr Unsecured 10/30 Var	540,000	1.000	10/15/2030	544,145	554,839
	Jpmorgan Chase + Co	Sr Unsecured 11/31 Var	2,480,000	1.000	11/19/2031	2,486,795	2,350,544
	Jpmorgan Chase + Co	Sr Unsecured 11/41 Var	1,250,000	1.000	11/19/2041	1,229,058	1,188,625
	Jpmorgan Chase + Co	Sr Unsecured 11/48 Var	1,750,000	1.000	11/15/2048	1,917,063	2,052,453
	Jpmorgan Chase + Co	Sr Unsecured 12/29 Var	400,000	1.000	12/05/2029	404,496	453,956
	Jpmorgan Chase + Co	Subordinated 05/31 Var	675,000	1.000	05/13/2031	676,553	698,875
	Jpmorgan Chase + Co	Subordinated 06/45 4.95	600,000	4.950	06/01/2045	727,729	780,792
	Jpmorgan Chase + Co	Subordinated 08/43 5.625	200,000	5.625	08/16/2043	271,502	279,560
	Jpmorgan Chase + Co	Subordinated 10/27 4.25	1,025,000	4.250	10/01/2027	1,023,678	1,149,804
	Jsw Hydro Energy Ltd	Sr Secured 144A 05/31 4.125	297,220	4.125	05/18/2031	297,074	296,477
	Jyske Realkredit A/S	Covered 10/50 1	8,132,121	1.000	10/01/2050	1,180,385	1,173,119
	Jyske Realkredit A/S	Covered Regs 10/50 1	17,103,535	1.000	10/01/2050	2,508,475	2,494,798
	Kaiser Foundation Hospit	Company Guar 05/47 4.15	1,000,000	4.150	05/01/2047	1,180,750	1,232,740
	Kaiser Foundation Hospit	Company Guar 11/49 3.266	265,000	3.266	11/01/2049	265,000	283,518
	Kaiser Foundation Hospit	Unsecured 06/41 2.81	535,000	2.810	06/01/2041	538,640	537,889
	Kaiser Foundation Hospit	Unsecured 06/51 3.002	540,000	3.002	06/01/2051	545,298	555,703
	Kc Mergersub Inc	Term Loan B 3	104,062	1.000	02/21/2025	98,859	102,177
	Ken Garff Automotive Llc	Sr Unsecured 144A 09/28 4.875	264,000	4.875	09/15/2028	264,930	264,330
	Kennedy Wilson Inc	Company Guar 03/29 4.75	207,000	4.750	03/01/2029	207,000	211,658
	Kennedy Wilson Inc	Company Guar 03/31 5	332,000	5.000	03/01/2031	332,000	341,960
	Kentucky Utilities Co	1St Mortgage 10/45 4.375	400,000	4.375	10/01/2045	462,936	471,408
	Kimberly Clark Corp	Sr Unsecured 02/50 2.875	225,000	2.875	02/07/2050	224,280	230,648
	Kimberly Clark Corp	Sr Unsecured 05/47 3.9	200,000	3.900	05/04/2047	220,344	239,614
	Kimberly Clark Corp	Sr Unsecured 07/46 3.2	100,000	3.200	07/30/2046	96,399	102,319
	Kinder Morgan Ener Part	Company Guar 01/38 6.95	450,000	6.950	01/15/2038	467,793	622,616
	Kinder Morgan Ener Part	Company Guar 08/42 5	610,000	5.000	08/15/2042	710,626	707,448

(a)	(b)	(c)				(d)	(e)
	Identity of issue, borrower, lessor or similar party	Description of Investment Including Maturity Date, Rate of Interest, Collateral, Par or Maturity Value					
		Type	Shares/ Principal	Interest Rate	Maturity Date	Cost	Current Value
		Corporate obligations (continued):					
	Kinder Morgan Ener Part	Company Guar 11/40 7.5	175,000	7.500 %	11/15/2040	$ 258,564	$ 255,588
	Kinder Morgan Inc	Company Guar 03/28 4.3	1,310,000	4.300	03/01/2028	1,286,708	1,455,672
	Kinder Morgan Inc	Company Guar 06/45 5.55	1,050,000	5.550	06/01/2045	931,293	1,327,536
	Kinder Morgan Inc	Company Guar 06/45 5.55	1,300,000	5.550	06/01/2045	1,343,477	1,643,616
	Kinder Morgan Inc	Company Guar 08/50 3.25	110,000	3.250	08/01/2050	108,422	105,263
	Kkr Apple Bidco Llc	2021 Term Loan	350,000	1.000	09/23/2028	349,131	349,368
	Kkr Group Fin Co Ii	Company Guar 144A 02/43 5.5	175,000	5.500	02/01/2043	231,837	233,655
	Kkr Group Fin Co X Llc	Company Guar 144A 12/51 3.25	1,020,000	3.250	12/15/2051	1,016,695	1,016,461
	Kkr Group Finance Co Iii	Company Guar 144A 06/44 5.125	1,145,000	5.125	06/01/2044	1,173,584	1,477,050
	Kontoor Brands Inc	Company Guar 144A 11/29 4.125	240,000	4.125	11/15/2029	240,000	240,000
	Kraft Heinz Foods Co	Company Guar 01/39 6.875	1,530,000	6.875	01/26/2039	1,735,865	2,248,687
	Kraft Heinz Foods Co	Company Guar 06/42 5	282,000	5.000	06/04/2042	297,317	350,797
	Kraft Heinz Foods Co	Company Guar 06/46 4.375	1,396,000	4.375	06/01/2046	1,363,566	1,634,716
	Kraft Heinz Foods Co	Company Guar 10/49 4.875	1,605,000	4.875	10/01/2049	1,635,703	2,015,784
	Kraft Heinz Foods Co	Company Guar 10/49 4.875	1,510,000	4.875	10/01/2049	1,575,383	1,896,469
	Kraft Heinz Foods Co	Company Guar 144A 08/39 7.125	1,720,000	7.125	08/01/2039	2,246,510	2,617,444
	Kronos Acquisition Hldgs Inc	2021 Term Loan B	1,024,650	1.000	12/22/2026	1,024,329	997,276
	Kronos Acquisition Holdings	2021 1St Lien Term Loan	250,000	1.000	12/22/2026	245,000	248,908
	Kyndryl Holdings Inc	Sr Unsecured 144A 10/41 4.1	1,365,000	4.100	10/15/2041	1,358,912	1,321,443
	Ladder Cap Fin Lllp/Corp	Company Guar 144A 02/27 4.25	465,000	4.250	02/01/2027	448,205	468,036
	Ladder Cap Fin Lllp/Corp	Company Guar 144A 06/29 4.75	436,000	4.750	06/15/2029	436,000	446,900
	Lam Research Corp	Sr Unsecured 03/49 4.875	250,000	4.875	03/15/2049	351,133	339,348
	Lam Research Corp	Sr Unsecured 06/50 2.875	430,000	2.875	06/15/2050	419,639	428,452
	Lam Research Corp	Sr Unsecured 06/60 3.125	145,000	3.125	06/15/2060	144,566	147,742
	Land O Lakes Inc	Sr Unsecured 144A 11/22 6	495,000	6.000	11/15/2022	534,727	510,127
	Laredo Petroleum Inc	Company Guar 01/28 10.125	962,000	10.12	01/15/2028	959,490	1,008,724
	Lbm Acquisition Llc	Company Guar 144A 01/29 6.25	649,000	6.250	01/15/2029	648,846	641,699
	Lcm Investments Holdings	Sr Unsecured 144A 05/29 4.875	520,000	4.875	05/01/2029	520,520	534,394
	Lcpr Loan Financing Llc	Term Loan B	44,444	1.000	10/15/2026	43,224	44,611
	Leaseplan Corporation Nv	Sr Unsecured 144A 10/24 2.875	1,000,000	2.875	10/24/2024	997,740	1,030,800
	Leeward Renewabl	Company Guar 144A 07/29 4.25	523,000	4.250	07/01/2029	526,142	528,230
	Legacy Lifepoint Health	Sr Secured 144A 02/27 4.375	313,000	4.375	02/15/2027	274,950	315,348
	Legacy Mortgage Asset Trust	Lmat 2019 Gs6 A1 144A	71,822	1.000	06/25/2059	71,852	71,934
	Legends Hospitality Hold	Sr Secured 144A 02/26 5	251,000	5.000	02/01/2026	253,098	252,255
	Lendingtree Inc	Sr Unsecured 07/25 0.5	332,000	0.500	07/15/2025	275,560	275,145
	Level 3 Financing Inc	2019 Term Loan B	323,835	1.000	03/01/2027	324,039	320,192
	Levi Strauss + Co	Sr Unsecured 144A 03/31 3.5	291,000	3.500	03/01/2031	294,715	296,712
	Lfs Topco Llc	Company Guar 144A 10/26 5.875	257,000	5.875	10/15/2026	260,966	265,353
	Liberty Mutual Group Inc	Company Guar 144A 10/50 3.951	500,000	3.951	10/15/2050	510,990	553,435
	Life Time Inc	Sr Secured 144A 01/26 5.75	254,000	5.750	01/15/2026	262,346	262,890
	Limak Iskenderun	Sr Secured 144A 07/36 9.5	760,000	9.500	07/10/2036	777,639	698,790
	Lincoln Financing Sarl	Sr Secured 144A 04/24 Var	500,000	1.000	04/01/2024	562,600	570,351
	Linde Inc/Ct	Company Guar 08/50 2	125,000	2.000	08/10/2050	124,356	109,154
	Linde Inc/Ct	Company Guar 11/42 3.55	600,000	3.550	11/07/2042	644,390	680,322
	Lions Gate Capital Hold	Company Guar 144A 04/29 5.5	375,000	5.500	04/15/2029	375,000	381,563
	Lithia Motors Inc	Sr Unsecured 144A 06/29 3.875	257,000	3.875	06/01/2029	257,000	262,371
	Live Nation Entertainmen	Company Guar 144A 10/27 4.75	296,000	4.750	10/15/2027	295,645	304,140
	Live Nation Entertainmen	Sr Secured 144A 01/28 3.75	512,000	3.750	01/15/2028	514,129	508,160
	Lloyds Bank Plc	Covered Regs 03/27 4.875	600,000	4.875	03/30/2027	954,256	964,963
	Lloyds Banking Group Plc	Sr Unsecured 01/22 3	1,400,000	3.000	01/11/2022	1,395,226	1,400,742
	Lloyds Banking Group Plc	Sr Unsecured Regs 04/26 Var	600,000	1.000	04/01/2026	767,091	754,495
	Lloyds Banking Group Plc	Subordinated 03/26 4.65	775,000	4.650	03/24/2026	776,361	853,167
	Lloyds Banking Group Plc	Subordinated 03/26 4.65	400,000	4.650	03/24/2026	432,772	440,344
	Lloyds Banking Group Plc	Subordinated 12/25 4.582	1,075,000	4.582	12/10/2025	1,085,698	1,172,642
	Lloyds Banking Group Plc	Subordinated 12/25 4.582	1,000,000	4.582	12/10/2025	1,068,008	1,090,830
	Lockheed Martin Corp	Sr Unsecured 03/35 3.6	250,000	3.600	03/01/2035	300,033	279,435
	Lockheed Martin Corp	Sr Unsecured 03/45 3.8	1,000,000	3.800	03/01/2045	1,066,420	1,143,110
	Lockheed Martin Corp	Sr Unsecured 05/36 4.5	500,000	4.500	05/15/2036	600,835	610,165
	Lockheed Martin Corp	Sr Unsecured 06/50 2.8	75,000	2.800	06/15/2050	74,350	74,753
	Lockheed Martin Corp	Sr Unsecured 09/52 4.09	620,000	4.090	09/15/2052	741,402	766,022
	Lockheed Martin Corp	Sr Unsecured 12/42 4.07	750,000	4.070	12/15/2042	867,913	882,825
	Logmein Inc	Sr Secured 144A 09/27 5.5	554,000	5.500	09/01/2027	554,000	560,648
	Loire Finco Luxembourg Sarl	2021 Term Loan B	595,511	1.000	04/21/2027	592,534	594,022

(a)	(b)	(c)				(d)	(e)
	Identity of issue, borrower, lessor or similar party	Description of Investment Including Maturity Date, Rate of Interest, Collateral, Par or Maturity Value					
		Type	Shares/ Principal	Interest Rate	Maturity Date	Cost	Current Value
		Corporate obligations (continued):					
	Louisville Gas + Elec 1St Mortgage 04/49 4.25		700,000	4.250 %	04/01/2049	$ 823,949	$ 853,006
	Lowe S Companies Inc Sr Unsecured 09/37 6.65		1,190,000	6.650	09/15/2037	1,741,755	1,665,334
	Lowe S Cos Inc Sr Unsecured 04/31 2.625		1,345,000	2.625	04/01/2031	1,344,879	1,376,083
	Lowe S Cos Inc Sr Unsecured 04/46 3.7		1,400,000	3.700	04/15/2046	1,219,549	1,534,582
	Lpl Hldgs Inc 2019 Term Loan B1		853,552	1.000	11/12/2026	849,138	850,530
	Lsb Industries Sr Secured 144A 10/28 6.25		385,000	6.250	10/15/2028	385,000	400,400
	Lscs Holdings, Inc. 2021 1St Lien Term Loan		214,970	1.000	12/18/2028	213,895	215,292
	Lsf11 A5 Holdco Llc Sr Unsecured 144A 10/29 6.625		410,000	6.625	10/15/2029	409,685	403,850
	Lti Hldgs Inc Term Loan		774,000	1.000	09/06/2025	770,136	766,047
	Lti Holdings Inc 2021 First Lien Ddtl		75,000	1.000	07/24/2026	74,625	75,094
	Lti Holdings, Inc. 2021 First Lien Term Loan		75,000	1.000	07/24/2026	74,629	75,094
	Lucid Energy Group Ii Borrower 2021 Term Loan		432,307	1.000	11/24/2028	427,983	427,767
	Lundin Energy Fi Company Guar 144A 07/31 3.1		200,000	3.100	07/15/2031	199,620	201,426
	Luxe Commercial Mortgage Trust Luxe 2021 Mlbh A 144A		800,000	1.000	11/15/2038	800,000	799,248
	Lyb Int Finance Iii Company Guar 10/49 4.2		250,000	4.200	10/15/2049	251,350	288,748
	Macquarie Bank London Jr Subordina 144A Var		252,000	1.000	12/31/2099	248,342	268,904
	Macy S Retail Hldgs Llc Company Guar 12/34 4.5		362,000	4.500	12/15/2034	330,409	357,475
	Madison Iaq Llc Sr Unsecured 144A 06/29 5.875		568,000	5.875	06/30/2029	564,150	568,000
	Madison Safety And Flow Llc First Lien Term Loan		200,000	1.000	12/14/2028	199,000	200,250
	Magellan Midstream Partn Sr Unsecured 03/50 3.95		710,000	3.950	03/01/2050	753,566	752,068
	Majordrive Holdings Iv Llc Term Loan B		348,250	1.000	06/01/2028	346,514	348,830
	Manulife Financial Corp Sr Unsecured 03/46 5.375		250,000	5.375	03/04/2046	331,010	349,950
	Mars Inc Company Guar 144A 04/44 3.95		985,000	3.950	04/01/2044	982,823	1,157,858
	Mars Inc Company Guar 144A 04/54 4.125		1,925,000	4.125	04/01/2054	2,055,753	2,409,234
	Marsh + Mclennan Cos Inc Sr Unsecured 03/39 4.75		350,000	4.750	03/15/2039	431,766	436,447
	Marsh + Mclennan Cos Inc Sr Unsecured 03/48 4.2		250,000	4.200	03/01/2048	270,200	303,433
	Marsh + Mclennan Cos Inc Sr Unsecured 03/49 4.9		500,000	4.900	03/15/2049	600,025	672,045
	Marvell Technology Inc Company Guar 04/26 1.65		100,000	1.650	04/15/2026	99,804	98,818
	Marvell Technology Inc Company Guar 04/28 2.45		500,000	2.450	04/15/2028	499,905	507,105
	Mass General Brigham Inc Unsecured 07/49 3.192		350,000	3.192	07/01/2049	363,994	370,780
	Mass General Brigham Inc Unsecured 07/60 3.342		185,000	3.342	07/01/2060	185,000	201,326
	Mass Institute Of Tech Sr Unsecured 07/50 2.989		90,000	2.989	07/01/2050	99,592	98,322
	Mass Institute Of Tech Unsecured 12/99 4.678		465,000	4.678	12/31/2099	696,111	690,995
	Mass Institute Of Tech Unsecured 12/99 4.678		260,000	4.678	12/31/2099	277,766	386,363
	Mass Institute Of Tech Unsecured 12/99 5.6		500,000	5.600	12/31/2099	774,105	873,570
	Mass Mutual Life Ins Co Subordinated 144A 04/77 4.9		790,000	4.900	04/01/2077	898,027	1,031,874
	Mass Mutual Life Ins Co Subordinated 144A 12/61 3.2		785,000	3.200	12/01/2061	778,853	773,092
	Mastercard Inc Sr Unsecured 02/48 3.95		500,000	3.950	02/26/2048	559,965	602,075
	Mastercard Inc Sr Unsecured 03/50 3.85		500,000	3.850	03/26/2050	630,223	600,905
	Mastercard Inc Sr Unsecured 03/51 2.95		90,000	2.950	03/15/2051	89,148	93,119
	Mastercard Inc Sr Unsecured 06/49 3.65		250,000	3.650	06/01/2049	286,658	289,320
	Mastercard Inc Sr Unsecured 11/46 3.8		250,000	3.800	11/21/2046	284,475	295,625
	Matador Bidco Sarl Term Loan		442,125	1.000	10/15/2026	437,711	444,543
	Matador Resources Co Company Guar 09/26 5.875		1,034,000	5.875	09/15/2026	771,305	1,065,020
	Match Group Hld Ii Llc Sr Unsecured 144A 08/30 4.125		567,000	4.125	08/01/2030	565,782	572,670
	Match Group Hld Ii Llc Sr Unsecured 144A 10/31 3.625		35,000	3.625	10/01/2031	33,425	33,994
	Mattel Inc Sr Unsecured 11/41 5.45		306,000	5.450	11/01/2041	249,735	365,288
	Mayo Clinic Unsecured 11/47 4		135,000	4.000	11/15/2047	132,173	164,007
	Mayo Clinic Unsecured 11/52 4.128		250,000	4.128	11/15/2052	310,068	313,903
	Mayo Clinic Unsecured 11/61 3.196		300,000	3.196	11/15/2061	300,000	322,416
	Mc Brazil Dwnstrm Sr Secured 144A 06/31 7.25		369,000	7.250	06/30/2031	375,355	367,340
	Mcafee Llc 2021 Usd Term Loan B		360,897	1.000	07/27/2028	357,458	360,502
	Mcgraw Hill Glb Edu Hldgs Llc 2021 Term Loan		1,047,375	1.000	07/28/2028	1,036,906	1,044,270
	Mcgraw Hill Global Ed Hldgs L Term Loan		1,889	1.000	05/04/2022	1,842	1,893
	Mdvip Inc 2021 Term Loan		300,000	1.000	10/16/2028	298,506	300,188
	Mead Johnson Nutrition C Company Guar 06/44 4.6		500,000	4.600	06/01/2044	619,815	644,010
	Medassets Software Intrmediate 2021 Term Loan		267,909	1.000	12/18/2028	267,313	268,327
	Medco Bell Pte Ltd Sr Secured 144A 01/27 6.375		451,000	6.375	01/30/2027	451,500	449,760
	Medical Solutions Holdings Inc 2021 1St Lien Term Loan		840,000	1.000	11/01/2028	835,805	840,151
	Medical Solutions L.L.C. 2021 Delayed Draw Term Loan		160,000	1.000	11/01/2028	159,200	160,029
	Medline Industries Inc Bridge Term Loan		1,753,846	1.000	08/04/2022	1,753,846	1,753,846
	Medline Industries Inc Unsecured Bridge Term Loan		615,385	1.000	08/04/2022	615,385	615,385
	Medstar Health Inc Secured 08/49 3.626		60,000	3.626	08/15/2049	60,000	65,523

(a)	(b)	(c)			(d)	(e)
	Identity of issue, borrower, lessor or similar party	Description of Investment Including Maturity Date, Rate of Interest, Collateral, Par or Maturity Value				
		Type	Shares/ Principal	Interest Rate	Maturity Date	Cost	Current Value
		Corporate obligations (continued):					
	Medtronic Global Hldings	Company Guar 12/22 0.00000	800,000	0.010 %	12/02/2022	$ 911,255	$ 912,750
	Medtronic Inc	Company Guar 03/35 4.375	500,000	4.375	03/15/2035	586,173	615,070
	Medtronic Inc	Company Guar 03/45 4.625	600,000	4.625	03/15/2045	773,642	785,784
	Meg Energy Corp	Company Guar 144A 02/27 7.125	888,000	7.125	02/01/2027	895,110	945,649
	Meg Energy Corp	Company Guar 144A 02/29 5.875	645,000	5.875	02/01/2029	645,422	675,270
	Memorial Health Services	Sr Unsecured 11/49 3.447	100,000	3.447	11/01/2049	100,056	110,123
	Memorial Sloan Kettering	Sr Unsecured 07/52 4.125	600,000	4.125	07/01/2052	711,254	755,244
	Mercadolibre Inc	Company Guar 01/26 2.375	469,000	2.375	01/14/2026	469,118	456,107
	Mercer Intl Inc	Sr Unsecured 02/29 5.125	161,000	5.125	02/01/2029	162,255	164,441
	Merck + Co Inc	Sr Unsecured 02/45 3.7	250,000	3.700	02/10/2045	304,885	287,713
	Merck + Co Inc	Sr Unsecured 03/39 3.9	1,300,000	3.900	03/07/2039	1,466,647	1,525,849
	Merck + Co Inc	Sr Unsecured 03/49 4	1,000,000	4.000	03/07/2049	1,148,329	1,212,250
	Merck + Co Inc	Sr Unsecured 05/43 4.15	250,000	4.150	05/18/2043	326,950	303,805
	Merck + Co Inc	Sr Unsecured 06/40 2.35	355,000	2.350	06/24/2040	351,468	338,134
	Merck + Co Inc	Sr Unsecured 06/50 2.45	500,000	2.450	06/24/2050	494,845	471,040
	Merck + Co Inc	Sr Unsecured 12/51 2.75	1,445,000	2.750	12/10/2051	1,441,474	1,429,828
	Merck + Co Inc	Sr Unsecured 12/51 2.75	600,000	2.750	12/10/2051	595,278	593,700
	Merck + Co Inc	Sr Unsecured 12/61 2.9	1,050,000	2.900	12/10/2061	1,047,039	1,044,540
	Merck + Co Inc	Sr Unsecured 12/61 2.9	665,000	2.900	12/10/2061	656,140	661,542
	Meridian Adhesives Group Inc	Term Loan B	466,862	1.000	07/24/2028	462,788	465,987
	Meritor Inc	Company Guar 144A 12/28 4.5	296,000	4.500	12/15/2028	298,054	296,740
	Merlin Entertainments	Secured 144A 06/26 5.75	200,000	5.750	06/15/2026	187,500	208,000
	Messer Inds Gmbh	Term Loan B 1	758,793	1.000	03/02/2026	758,341	753,975
	Methodist Hospital/The	Unsecured 12/50 2.705	165,000	2.705	12/01/2050	165,000	159,527
	Metis Merger Sub Llc	Sr Unsecured 144A 05/29 6.5	295,000	6.500	05/15/2029	295,000	289,746
	Metlife Inc	Sr Unsecured 02/41 5.875	750,000	5.875	02/06/2041	984,825	1,061,393
	Metlife Inc	Sr Unsecured 03/45 4.05	250,000	4.050	03/01/2045	285,520	297,130
	Metlife Inc	Sr Unsecured 06/35 5.7	1,000,000	5.700	06/15/2035	1,346,656	1,341,720
	Metlife Inc	Sr Unsecured 11/43 4.875	500,000	4.875	11/13/2043	601,775	648,445
	Mexico City Arpt Trust	Sr Secured 144A 07/47 5.5	400,000	5.500	07/31/2047	355,750	400,588
	Mexico City Arpt Trust	Sr Secured 144A 10/26 4.25	700,000	4.250	10/31/2026	690,500	741,125
	Mgm Resorts Intl	Company Guar 04/27 5.5	342,000	5.500	04/15/2027	346,028	364,230
	Mgm Resorts Intl	Company Guar 09/26 4.625	268,000	4.625	09/01/2026	255,461	278,720
	Mh Sub I Llc	Amendment No. 2 Initial Term	437,413	1.000	09/13/2024	434,150	435,856
	Mi Windows And Doors, Llc	2020 Term Loan	247,500	1.000	12/18/2027	246,267	248,892
	Michael Baker Intrnational Llc	2021 Term Loan	650,000	1.000	11/02/2028	643,504	656,500
	Michaels Cos Inc/The	Sr Unsecured 144A 05/29 7.875	705,000	7.875	05/01/2029	710,184	694,425
	Micron Technology Inc	Sr Unsecured 11/41 3.366	360,000	3.366	11/01/2041	360,000	369,673
	Micron Technology Inc	Sr Unsecured 11/51 3.477	720,000	3.477	11/01/2051	720,000	737,086
	Microsoft Corp	Sr Unsecured 02/35 3.5	1,255,000	3.500	02/12/2035	1,380,092	1,433,273
	Microsoft Corp	Sr Unsecured 02/47 4.25	3,000,000	4.250	02/06/2047	3,663,240	3,871,440
	Microsoft Corp	Sr Unsecured 03/52 2.921	1,495,000	2.921	03/17/2052	1,649,120	1,587,271
	Microsoft Corp	Sr Unsecured 03/52 2.921	1,285,000	2.921	03/17/2052	1,320,394	1,364,310
	Microsoft Corp	Sr Unsecured 03/62 3.041	957,000	3.041	03/17/2062	1,075,587	1,023,751
	Microsoft Corp	Sr Unsecured 06/50 2.525	1,465,000	2.525	06/01/2050	1,488,074	1,428,653
	Microsoft Corp	Sr Unsecured 06/60 2.675	2,852,000	2.675	06/01/2060	2,902,338	2,842,560
	Midamerican Energy Co	1St Mortgage 05/46 4.25	630,000	4.250	05/01/2046	710,142	766,521
	Midamerican Energy Co	1St Mortgage 05/46 4.25	1,000,000	4.250	05/01/2046	1,145,440	1,216,700
	Midamerican Energy Co	1St Mortgage 07/49 4.25	250,000	4.250	07/15/2049	286,700	308,475
	Midamerican Energy Co	1St Mortgage 07/49 4.25	60,000	4.250	07/15/2049	70,948	74,034
	Midamerican Energy Co	1St Mortgage 08/48 3.65	250,000	3.650	08/01/2048	279,350	280,990
	Midamerican Energy Co	1St Mortgage 08/52 2.7	130,000	2.700	08/01/2052	129,078	126,194
	Midamerican Energy Co	1St Mortgage 09/43 4.8	2,130,000	4.800	09/15/2043	2,372,479	2,715,814
	Midamerican Energy Co	1St Mortgage 11/35 5.75	360,000	5.750	11/01/2035	442,123	477,356
	Midamerican Energy Co	1St Mortgage 12/31 6.75	500,000	6.750	12/30/2031	693,350	686,060
	Midas Opco Holdings Llc	Company Guar 144A 08/29 5.625	280,000	5.625	08/15/2029	280,000	286,650
	Midcap Financial	Sr Unsecured 144A 01/30 5.625	200,000	5.625	01/15/2030	196,000	200,520
	Midcap Financial Issr Tr	Sr Unsecured 144A 05/28 6.5	530,000	6.500	05/01/2028	540,690	552,525
	Midmichigan Health	Secured 06/50 3.409	200,000	3.409	06/01/2050	208,814	212,958
	Midwest Connector Capit	Company Guar 144A 04/24 3.9	800,000	3.900	04/01/2024	803,500	829,176
	Midwest Gmng Bor/Mwg Fin	Sr Secured 144A 05/29 4.875	261,000	4.875	05/01/2029	261,255	262,305
	Midwest Veterinary Partnrs Llc	Term Loan	1,097,250	1.000	04/27/2028	1,088,786	1,094,507
	Mileage Plus Holdings Llc	2020 Term Loan B	800,000	1.000	06/21/2027	784,005	845,804

(a)	(b)	(c)				(d)	(e)
	Identity of issue, borrower, lessor or similar party	Description of Investment Including Maturity Date, Rate of Interest, Collateral, Par or Maturity Value					
		Type	Shares/ Principal	Interest Rate	Maturity Date	Cost	Current Value
		Corporate obligations (continued):					
	Minerals Technologies In	Company Guar 144A 07/28 5	872,000	5.000 %	07/01/2028	$ 890,298	$ 903,872
	Minerals Technologies Inc	Term Loan B1	253,242	1.000	02/14/2024	254,508	253,875
	Mitsubishi Hc Capital	Sr Unsecured 144A 09/22 2.652	245,000	2.652	09/19/2022	245,780	245,404
	Mitsubishi Ufj Fin Grp	Sr Unsecured 07/23 3.761	1,200,000	3.761	07/26/2023	1,193,640	1,251,444
	Mitsubishi Ufj Fin Grp	Sr Unsecured 07/38 4.286	260,000	4.286	07/26/2038	305,040	311,735
	Mitsubishi Ufj Fin Grp	Sr Unsecured 07/39 3.751	700,000	3.751	07/18/2039	760,374	793,548
	Mizuho Financial Group	Sr Unsecured 05/26 Var	300,000	1.000	05/25/2026	300,000	304,434
	Mnd Hldgs Iii Corp	2018 Refinancing Term Loan	404,381	1.000	06/19/2024	368,172	397,474
	Modivcare Escrow Issuer	Sr Unsecured 144A 10/29 5	390,000	5.000	10/01/2029	391,951	398,291
	Mohegan Gaming + Ent	Secured 144A 02/26 8	717,000	8.000	02/01/2026	721,368	752,771
	Molina Healthcare Inc	Sr Unsecured 144A 11/30 3.875	844,000	3.875	11/15/2030	854,513	875,650
	Mong Duong Fin Hldgs Bv	Sr Secured 144A 05/29 5.125	440,000	5.125	05/07/2029	438,375	426,250
	Mongodb Inc	Sr Unsecured 01/26 0.25	115,000	0.250	01/15/2026	282,967	293,754
	Monongahela Power Co	1St Mortgage 144A 12/43 5.4	450,000	5.400	12/15/2043	577,958	580,766
	Moran Foods Llc	2020 2Nd Lien Term Loan	114,764	1.000	10/01/2024	50,680	98,697
	Moran Foods Llc	2020 Term Loan	90,994	1.000	04/01/2024	82,964	93,041
	Morgan Stanley	Sr Unsecured 01/45 4.3	1,000,000	4.300	01/27/2045	1,206,095	1,229,620
	Morgan Stanley	Sr Unsecured 01/47 4.375	1,000,000	4.375	01/22/2047	1,121,550	1,256,140
	Morgan Stanley	Sr Unsecured 03/51 Var	1,350,000	1.000	03/24/2051	1,925,093	2,016,536
	Morgan Stanley	Sr Unsecured 04/32 7.25	250,000	7.250	04/01/2032	352,885	356,233
	Morgan Stanley	Sr Unsecured 04/42 Var	500,000	1.000	04/22/2042	510,085	523,825
	Morgan Stanley	Sr Unsecured 07/38 Var	1,500,000	1.000	07/22/2038	1,604,149	1,709,505
	Morgan Stanley	Sr Unsecured 07/42 6.375	445,000	6.375	07/24/2042	664,461	674,157
	Motel 6	Term Loan B	249,375	1.000	09/09/2026	246,886	251,247
	Motorola Solutions Inc	Sr Unsecured 09/24 4	908,000	4.000	09/01/2024	894,017	967,038
	Mozart Debt Merger Sub	Sr Secured 144A 04/29 3.875	727,000	3.875	04/01/2029	724,089	724,434
	Mplx Lp	Sr Unsecured 03/28 4	1,000,000	4.000	03/15/2028	966,050	1,083,660
	Mplx Lp	Sr Unsecured 03/47 5.2	1,520,000	5.200	03/01/2047	1,617,174	1,860,875
	Mplx Lp	Sr Unsecured 04/38 4.5	4,025,000	4.500	04/15/2038	4,202,281	4,507,396
	Msci Inc	Company Guar 144A 02/31 3.875	478,000	3.875	02/15/2031	511,732	497,718
	Msci Inc	Company Guar 144A 08/33 3.25	619,000	3.250	08/15/2033	624,403	625,964
	Msci Inc	Company Guar 144A 11/31 3.625	136,000	3.625	11/01/2031	139,938	141,100
	Mt Sinai Hospital	Secured 07/49 3.737	350,000	3.737	07/01/2049	352,614	380,398
	Mt Sinai Hospital	Unsecured 07/50 3.391	250,000	3.391	07/01/2050	249,665	260,570
	Mueller Water Products	Company Guar 144A 06/29 4	434,000	4.000	06/15/2029	434,000	438,340
	Multicare Health System	Unsecured 08/50 2.803	150,000	2.803	08/15/2050	157,904	145,362
	Murphy Oil Corp	Sr Unsecured 07/28 6.375	457,000	6.375	07/15/2028	456,943	485,713
	Murphy Oil Usa Inc	Company Guar 09/29 4.75	283,000	4.750	09/15/2029	290,839	297,858
	Murphy Oil Usa Inc	Company Guar 144A 02/31 3.75	341,000	3.750	02/15/2031	344,028	338,869
	Mutual Of Omaha Ins Co	Subordinated 144A 07/54 Var	695,000	1.000	07/15/2054	701,449	715,370
	Mx Hldgs Us Inc	Term Loan B 2	446,954	1.000	07/31/2025	448,476	446,815
	Mylan Inc	Company Guar 04/48 5.2	385,000	5.200	04/15/2048	463,663	476,611
	Mylan Inc	Company Guar 11/43 5.4	415,000	5.400	11/29/2043	481,359	511,612
	Na Development Bank	Sr Unsecured 10/22 2.4	395,000	2.400	10/26/2022	387,483	401,324
	Na Rail Hold Co Llc	2021 Term Loan	131,439	1.000	10/19/2026	131,453	132,014
	Na Rail Hold Co Llc	Term Loan B	570,029	1.000	10/19/2026	566,283	575,730
	Nabors Industries Inc	Company Guar 02/25 5.75	416,000	5.750	02/01/2025	347,483	385,590
	Nabors Industries Ltd	Company Guar 144A 01/26 7.25	502,000	7.250	01/15/2026	341,398	464,350
	Narragansett Electric	Sr Unsecured 144A 08/28 3.919	750,000	3.919	08/01/2028	758,970	819,150
	National Express Group P	Company Guar Regs 11/23 2.5	750,000	2.500	11/11/2023	992,349	1,037,047
	National Mentor Holdings Inc	2020 Incremental Term Loan B	42,111	1.000	03/09/2026	41,702	42,380
	National Mentor Holdings Inc	2020 Incremental Tl C	1,589	1.000	03/09/2026	1,574	1,599
	National Mentor Holdings Inc	2021 Term Loan	1,041,505	1.000	03/02/2028	1,038,921	1,031,740
	National Mentor Holdings Inc	2021 Term Loan C	36,529	1.000	03/02/2028	36,442	36,186
	National Mentor Holdings, Inc.	2021 Delayed Draw Term Loan	84,363	1.000	03/02/2028	84,363	83,572
	National Rural Util Coop	Collateral T 03/49 4.3	500,000	4.300	03/15/2049	624,006	624,505
	National Rural Util Coop	Collateral T 11/32 4.023	250,000	4.023	11/01/2032	289,568	281,990
	Nationstar Mtg Hld Inc	Company Guar 144A 08/28 5.5	188,000	5.500	08/15/2028	188,000	191,760
	Nationstar Mtg Hld Inc	Company Guar 144A 12/30 5.125	369,000	5.125	12/15/2030	369,000	364,388
	Nationwide Bldg Society	Covered 144A 02/23 1.7	1,000,000	1.700	02/13/2023	999,040	1,010,550
	Nationwide Bldg Society	Sr Unsecured 144A 04/23 Var	800,000	1.000	04/26/2023	800,000	806,512
	Nationwide Bldg Society	Sr Unsecured 144A 08/24 Var	1,800,000	1.000	08/01/2024	1,811,484	1,885,014
	Nationwide Bldg Society	Subordinated 144A 09/26 4	500,000	4.000	09/14/2026	535,550	536,805

(a)	(b)	(c)				(d)	(e)
	Identity of issue, borrower, lessor or similar party	Description of Investment Including Maturity Date, Rate of Interest, Collateral, Par or Maturity Value				Cost	Current Value
		Type	Shares/ Principal	Interest Rate	Maturity Date		
		Corporate obligations (continued):					
	Nationwide Mutual Insura	Subordinated 144A 08/39 9.375	760,000	9.375 %	08/15/2039	$ 1,186,621	$ 1,312,216
	Natixis Commercial Mortgage Se	Ncms 2021 Appl A 144A	800,000	1.000	08/15/2038	800,000	799,361
	Natwest Group Plc	Sr Unsecured 01/30 Var	600,000	1.000	01/27/2030	608,310	695,874
	Natwest Group Plc	Sr Unsecured 05/29 Var	800,000	1.000	05/18/2029	870,101	914,984
	Natwest Group Plc	Sr Unsecured 06/27 Var	650,000	1.000	06/14/2027	647,281	641,089
	Natwest Group Plc	Sr Unsecured 09/23 3.875	600,000	3.875	09/12/2023	578,256	625,650
	Natwest Group Plc	Sr Unsecured Regs 03/23 Var	400,000	1.000	03/08/2023	463,377	456,822
	Natwest Group Plc	Subordinated 12/22 6.125	250,000	6.125	12/15/2022	255,768	261,475
	Natwest Group Plc	Subordinated 12/23 6	945,000	6.000	12/19/2023	999,202	1,026,875
	Natwest Markets Plc	Sr Unsecured Regs 05/24 1	400,000	1.000	05/28/2024	449,846	466,215
	Navicure Inc	2019 Term Loan B	246,862	1.000	10/22/2026	246,245	246,965
	Navient Corp	Sr Unsecured 03/27 5	304,000	5.000	03/15/2027	278,319	310,037
	Navient Corp	Sr Unsecured 03/28 4.875	184,000	4.875	03/15/2028	183,190	183,540
	Navient Corp	Sr Unsecured 06/25 6.75	836,000	6.750	06/25/2025	858,658	919,600
	Navient Corp	Sr Unsecured 06/26 6.75	320,000	6.750	06/15/2026	360,573	353,712
	Navient Student Loan Trust	Navsl 2018 2A A3 144A	4,760,000	1.000	03/25/2067	4,760,000	4,720,066
	Navient Student Loan Trust	Navsl 2020 2A A1B 144A	3,760,590	1.000	08/26/2069	3,760,590	3,780,112
	Ncl Corporation Ltd	Sr Secured 144A 05/24 12.25	145,000	12.25	05/15/2024	147,065	171,825
	Ncl Corporation Ltd	Sr Unsecured 144A 12/24 3.625	408,000	3.625	12/15/2024	385,431	385,050
	Ncl Finance Ltd	Company Guar 144A 03/28 6.125	342,000	6.125	03/15/2028	342,000	336,870
	Nesco Holdings Ii Inc	Secured 144A 04/29 5.5	280,000	5.500	04/15/2029	281,614	289,100
	Netflix Inc	Sr Unsecured 04/28 4.875	2,689,000	4.875	04/15/2028	2,846,608	3,065,460
	Netflix Inc	Sr Unsecured 144A 11/29 5.375	105,000	5.375	11/15/2029	124,425	124,688
	Nevada Power Co	Genl Ref Mor 08/50 3.125	350,000	3.125	08/01/2050	372,179	353,259
	New Home Co Inc/The	Company Guar 144A 10/25 7.25	292,000	7.250	10/15/2025	293,786	297,840
	New Jersey St Transprtn Trust	Njstrn 06/42 Fixed 4.131	500,000	4.131	06/15/2042	561,545	559,885
	New Relic Inc	Sr Unsecured 05/23 0.5	260,000	0.500	05/01/2023	325,297	309,738
	New Residential Mortgage Loan	Nrzt 2018 4A A1S 144A	132,434	1.000	01/25/2048	132,434	132,484
	Newell Brands Inc	Sr Unsecured 04/36 5.875	655,000	5.875	04/01/2036	690,116	807,288
	Nextera Energy Operating	Company Guar 144A 09/27 4.5	423,000	4.500	09/15/2027	438,813	456,840
	Nexus Buyer Llc	Term Loan B	1,152,789	1.000	11/09/2026	1,137,829	1,149,083
	Nfp Corp	2020 Term Loan	875,803	1.000	02/15/2027	873,066	863,147
	Nike Inc	Sr Unsecured 03/40 3.25	200,000	3.250	03/27/2040	214,530	217,568
	Nike Inc	Sr Unsecured 03/50 3.375	750,000	3.375	03/27/2050	842,395	847,785
	Nike Inc	Sr Unsecured 05/43 3.625	200,000	3.625	05/01/2043	216,208	228,044
	Nike Inc	Sr Unsecured 11/45 3.875	500,000	3.875	11/01/2045	539,705	599,925
	Nisource Inc	Sr Unsecured 02/31 1.7	120,000	1.700	02/15/2031	111,829	112,033
	Nissan Motor Acceptance	Sr Unsecured 144A 09/28 2.45	300,000	2.450	09/15/2028	299,865	291,573
	Nissan Motor Co	Sr Unsecured 144A 09/23 3.043	200,000	3.043	09/15/2023	200,000	205,216
	Nissan Motor Co	Sr Unsecured 144A 09/27 4.345	1,300,000	4.345	09/17/2027	1,416,710	1,403,415
	Nissan Motor Co	Sr Unsecured 144A 09/30 4.81	600,000	4.810	09/17/2030	633,702	671,016
	Nmg Hldco/Neiman Marcus	Sr Secured 144A 04/26 7.125	481,000	7.125	04/01/2026	487,618	510,519
	Nn Group Nv	Subordinated Regs 01/48 Var	750,000	1.000	01/13/2048	1,008,938	999,147
	Nomad Foods Europe Midco Ltd	Facility B4	384,102	1.000	05/15/2024	383,302	382,343
	Nomura Holdings Inc	Sr Unsecured 07/30 2.679	800,000	2.679	07/16/2030	800,000	796,336
	Nordea Kredit Realkredit	Covered 10/50 1	12,187,570	1.000	10/01/2050	1,774,366	1,758,390
	Nordea Kredit Realkredit	Covered 10/53 1.5	700,000	1.500	10/01/2053	102,605	100,669
	Nordea Kredit Realkredit	Covered 10/53 1.5	700,000	1.500	10/01/2053	106,846	104,878
	Nordstrom Inc	Sr Unsecured 03/28 6.95	991,000	6.950	03/15/2028	1,141,731	1,115,931
	Norfolk Southern Corp	Sr Unsecured 12/49 5.1	2,000,000	5.100	12/31/2049	2,024,158	2,625,040
	Northeastern University	Unsecured 10/50 2.894	150,000	2.894	10/01/2050	150,326	149,271
	Northern States Pwr Minn	1St Mortgage 03/50 2.9	115,000	2.900	03/01/2050	112,782	116,101
	Northern States Pwr Minn	1St Mortgage 04/52 3.2	750,000	3.200	04/01/2052	749,881	794,625
	Northern States Pwr Minn	1St Mortgage 07/37 6.2	111,000	6.200	07/01/2037	161,802	160,008
	Northern States Pwr Minn	1St Mortgage 11/39 5.35	1,000,000	5.350	11/01/2039	1,366,570	1,362,260
	Northriver Midstream Fin	Sr Secured 144A 02/26 5.625	566,000	5.625	02/15/2026	568,073	589,098
	Northwell Healthcare Inc	Secured 11/46 3.979	550,000	3.979	11/01/2046	574,808	624,597
	Northwell Healthcare Inc	Secured 11/49 3.809	300,000	3.809	11/01/2049	300,000	332,652
	Northwest Fiber Llc/Nort	Sr Unsecured 144A 06/28 10.75	395,000	10.75	06/01/2028	406,331	430,550
	Northwestern University	Unsecured 12/44 4.643	250,000	4.643	12/01/2044	318,160	324,348
	Northwestern University	Unsecured 12/50 2.64	150,000	2.640	12/01/2050	150,000	152,907
	Novant Health Inc	Unsecured 11/51 3.168	250,000	3.168	11/01/2051	250,000	262,308
	Novant Health Inc	Unsecured 11/61 3.318	145,000	3.318	11/01/2061	145,000	155,462

(a)	(b)	(c)			(d)	(e)
	Identity of issue, borrower, lessor or similar party	Description of Investment Including Maturity Date, Rate of Interest, Collateral, Par or Maturity Value				
		Type	Shares/ Principal	Interest Rate	Maturity Date	Cost	Current Value
		Corporate obligations (continued):					
Novartis Capital Corp	Company Guar 05/44 4.4		138,000	4.400 %	05/06/2044	$ 172,107	$ 171,771
Novartis Capital Corp	Company Guar 08/50 2.75		500,000	2.750	08/14/2050	506,590	504,975
Novelis Corp	Company Guar 144A 08/31 3.875		413,000	3.875	08/15/2031	412,134	410,419
Nsg Holdings Llc/Nsg Hld	Sr Secured 144A 12/25 7.75		179,550	7.750	12/15/2025	196,641	191,894
Nstar Electric Co	Sr Unsecured 06/51 3.1		150,000	3.100	06/01/2051	148,637	157,260
Nvidia Corp	Sr Unsecured 04/40 3.5		1,005,000	3.500	04/01/2040	1,074,445	1,129,429
Nvidia Corp	Sr Unsecured 04/40 3.5		200,000	3.500	04/01/2040	209,336	224,762
Nvidia Corp	Sr Unsecured 04/50 3.5		750,000	3.500	04/01/2050	796,605	854,978
Nvidia Corp	Sr Unsecured 04/60 3.7		250,000	3.700	04/01/2060	275,853	298,768
Nxp Bv/Nxp Fdg/Nxp Usa	Company Guar 144A 02/32 2.65		1,360,000	2.650	02/15/2032	1,356,641	1,364,094
Ny + Presbyterian Hospit	Unsecured 08/40 2.256		125,000	2.256	08/01/2040	125,000	116,915
Ny + Presbyterian Hospit	Unsecured 08/45 4.024		250,000	4.024	08/01/2045	279,745	305,635
Ny + Presbyterian Hospit	Unsecured 08/60 2.606		105,000	2.606	08/01/2060	105,000	99,926
Ny + Presbyterian Hospit	Unsecured 12/99 3.954		375,000	3.954	12/31/2099	379,390	454,778
Nykredit Realkredit As	Covered Regs 10/22 Var		700,000	1.000	10/01/2022	806,168	798,699
Nykredit Realkredit As	Covered Regs 10/50 1		26,879,770	1.000	10/01/2050	3,915,479	3,878,923
Nykredit Realkredit As	Covered Regs 10/50 1		9,433,667	1.000	10/01/2050	1,413,134	1,374,638
Nykredit Realkredit As	Covered Regs 10/53 1		1,500,000	1.000	10/01/2053	213,909	215,955
Nykredit Realkredit As	Covered Regs 10/53 1		1,100,000	1.000	10/01/2053	158,963	155,950
Nykredit Realkredit As	Covered Regs 10/53 1.5		2,000,000	1.500	10/01/2053	299,819	295,515
Nykredit Realkredit As	Covered Regs 10/53 1.5		1,000,000	1.500	10/01/2053	152,165	149,918
Nyu Hospitals Center	Secured 07/55 3.38		200,000	3.380	07/01/2055	200,000	205,222
Nyu Hospitals Center	Sr Secured 07/43 5.75		540,000	5.750	07/01/2043	779,755	776,083
Oaktown Re Ltd	Omir 2019 1A M1A 144A		10,586	1.000	07/25/2029	10,586	10,590
Oasis Petroleum Inc	Company Guar 144A 06/26 6.375		384,000	6.375	06/01/2026	392,533	402,240
Occidental Petroleum Cor	Sr Unsecured 01/31 6.125		1,255,000	6.125	01/01/2031	1,406,253	1,514,847
Occidental Petroleum Cor	Sr Unsecured 02/47 4.1		277,000	4.100	02/15/2047	231,257	271,460
Occidental Petroleum Cor	Sr Unsecured 05/31 7.5		196,000	7.500	05/01/2031	228,525	257,863
Occidental Petroleum Cor	Sr Unsecured 08/24 2.9		1,525,000	2.900	08/15/2024	1,521,778	1,557,788
Occidental Petroleum Cor	Sr Unsecured 08/29 3.5		400,000	3.500	08/15/2029	297,000	410,920
Occidental Petroleum Cor	Sr Unsecured 08/29 3.5		699,000	3.500	08/15/2029	675,644	718,083
Occidental Petroleum Cor	Sr Unsecured 08/49 4.4		291,000	4.400	08/15/2049	263,055	294,638
Occidental Petroleum Cor	Sr Unsecured 09/30 6.625		241,000	6.625	09/01/2030	277,753	298,238
Occidental Petroleum Cor	Sr Unsecured 09/36 6.45		486,000	6.450	09/15/2036	555,409	619,655
Oceaneering Intl Inc	Sr Unsecured 02/28 6		758,000	6.000	02/01/2028	715,416	743,666
Oceaneering Intl Inc	Sr Unsecured 11/24 4.65		197,000	4.650	11/15/2024	125,875	197,758
Oeconnection Llc	2019 Term Loan B		598,540	1.000	09/25/2026	594,358	597,792
Oglethorpe Power Corp	1St Mortgage 09/50 5.25		470,000	5.250	09/01/2050	616,048	599,551
Ohio Edison Co	1St Mortgage 10/38 8.25		980,000	8.250	10/15/2038	1,446,004	1,571,175
Ohio Power Company	Sr Unsecured 06/49 4		250,000	4.000	06/01/2049	286,063	287,190
Ohio Power Company	Sr Unsecured 10/51 2.9		250,000	2.900	10/01/2051	248,803	241,080
Ohiohealth Corp	Secured 11/41 2.834		200,000	2.834	11/15/2041	200,000	204,116
Ohiohealth Corp	Unsecured 11/50 3.042		135,000	3.042	11/15/2050	135,000	141,885
On Semiconductor Corp	Company Guar 144A 09/28 3.875		655,000	3.875	09/01/2028	661,771	671,375
Oncor Electric Delivery	1St Mortgage 144A 11/51 2.7		90,000	2.700	11/15/2051	88,271	86,550
Oncor Electric Delivery	Sr Secured 05/50 3.7		840,000	3.700	05/15/2050	837,522	965,588
Oncor Electric Delivery	Sr Secured 06/42 5.3		500,000	5.300	06/01/2042	640,090	667,770
Oncor Electric Delivery	Sr Secured 06/49 3.8		500,000	3.800	06/01/2049	580,665	578,075
Oncor Electric Delivery	Sr Secured 09/38 7.5		1,000,000	7.500	09/01/2038	1,633,065	1,583,980
Onemain Finance Corp	Company Guar 09/30 4		1,599,000	4.000	09/15/2030	1,587,282	1,572,425
Onemain Finance Corp	Company Guar 11/29 5.375		502,000	5.375	11/15/2029	494,738	545,825
Oneok Inc	Company Guar 03/30 3.1		400,000	3.100	03/15/2030	389,272	407,404
Oneok Inc	Company Guar 07/27 4		1,025,000	4.000	07/13/2027	1,002,996	1,108,148
Ontario Teachers Financ	Company Guar 144A 09/22 2.125		1,070,000	2.125	09/19/2022	1,067,582	1,082,722
Oracle Corp	Sr Unsecured 03/41 3.65		1,030,000	3.650	03/25/2041	1,108,754	1,041,464
Oracle Corp	Sr Unsecured 04/30 2.95		575,000	2.950	04/01/2030	574,408	581,538
Oracle Corp	Sr Unsecured 04/40 3.6		50,000	3.600	04/01/2040	49,866	50,143
Oracle Corp	Sr Unsecured 04/40 3.6		3,980,000	3.600	04/01/2040	4,034,153	3,991,383
Oracle Corp	Sr Unsecured 04/50 3.6		2,460,000	3.600	04/01/2050	2,434,345	2,408,684
Oracle Corp	Sr Unsecured 04/60 3.85		2,175,000	3.850	04/01/2060	2,166,626	2,147,704
Oracle Corp	Sr Unsecured 05/45 4.125		2,225,000	4.125	05/15/2045	2,398,397	2,347,242
Oracle Corp	Sr Unsecured 07/39 6.125		780,000	6.125	07/08/2039	1,035,380	1,033,843
Oracle Corp	Sr Unsecured 07/40 5.375		1,445,000	5.375	07/15/2040	1,825,177	1,764,504

(a)	(b)	(c)				(d)	(e)
	Identity of issue, borrower, lessor or similar party	Description of Investment Including Maturity Date, Rate of Interest, Collateral, Par or Maturity Value					
		Type	Shares/ Principal	Interest Rate	Maturity Date	Cost	Current Value
		Corporate obligations (continued):					
	Oracle Corp	Sr Unsecured 07/46 4	1,045,000	4.000 %	07/15/2046	$ 1,005,040	$ 1,084,626
	Oracle Corp	Sr Unsecured 11/37 3.8	2,225,000	3.800	11/15/2037	2,174,757	2,323,078
	Organon + Co/Org	Sr Unsecured 144A 04/31 5.125	262,000	5.125	04/30/2031	268,878	273,706
	Orlando Health Obl Grp	Unsecured 10/48 4.089	175,000	4.089	10/01/2048	208,262	206,827
	Osmose Utilities Services Inc	Term Loan	299,250	1.000	06/23/2028	297,762	297,978
	Outfront Media Cap Llc/C	Sr Unsecured 144A 01/29 4.25	313,000	4.250	01/15/2029	312,769	313,570
	Oversea Chinese Banking	Subordinated 144A 09/30 Var	600,000	1.000	09/10/2030	600,000	594,768
	Owens + Minor Inc	Company Guar 144A 03/29 4.5	309,000	4.500	03/31/2029	309,000	316,725
	Pacific Bells Llc	Delayed Draw Term Loan	3,093	1.000	10/13/2028	3,062	3,086
	Pacific Bells Llc	Term Loan B	296,907	1.000	10/13/2028	293,942	296,288
	Pacific Gas + Electric	1St Mortgage 01/26 3.15	100,000	3.150	01/01/2026	103,170	102,213
	Pacific Gas + Electric	1St Mortgage 03/46 4.25	100,000	4.250	03/15/2046	105,319	99,785
	Pacific Gas + Electric	1St Mortgage 04/42 4.45	1,870,000	4.450	04/15/2042	2,011,982	1,898,237
	Pacific Gas + Electric	1St Mortgage 07/30 4.55	200,000	4.550	07/01/2030	226,563	216,240
	Pacific Gas + Electric	1St Mortgage 12/46 4	100,000	4.000	12/01/2046	97,957	97,044
	Pacific Gas + Electric	Sr Secured 06/41 4.2	1,880,000	4.200	06/01/2041	1,874,510	1,891,994
	Pacific Life Insurance C	Subordinated 144A 10/67 Var	1,430,000	1.000	10/24/2067	1,406,751	1,639,924
	Pacific Lifecorp	Sr Unsecured 144A 09/50 3.35	1,305,000	3.350	09/15/2050	1,298,692	1,402,875
	Pacificorp	1St Mortgage 01/49 4.125	600,000	4.125	01/15/2049	594,528	691,230
	Pacificorp	1St Mortgage 02/50 4.15	250,000	4.150	02/15/2050	301,510	295,755
	Pacificorp	1St Mortgage 03/51 3.3	1,745,000	3.300	03/15/2051	1,730,621	1,808,344
	Pacificorp	1St Mortgage 03/51 3.3	125,000	3.300	03/15/2051	123,970	129,538
	Pacificorp	1St Mortgage 06/52 2.9	400,000	2.900	06/15/2052	396,932	392,524
	Pacificorp	1St Mortgage 07/38 6.35	156,000	6.350	07/15/2038	232,108	219,096
	Pacificorp	1St Mortgage 09/30 2.7	155,000	2.700	09/15/2030	154,721	159,573
	Pacificorp	1St Mortgage 10/37 6.25	1,000,000	6.250	10/15/2037	1,430,860	1,389,780
	Packaging Coordnatrs Midco Inc	2020 Term Loan	199,497	1.000	11/30/2027	199,015	199,747
	Packers Holdings Llc	2020 Incremental Term Loan	695,912	1.000	12/04/2024	692,437	697,217
	Packers Holdings Llc	2021 Term Loan	249,382	1.000	03/09/2028	245,653	248,135
	Pactiv Llc	Sr Unsecured 12/25 7.95	300,000	7.950	12/15/2025	327,750	331,500
	Pai Holdco, Inc.	2020 Term Loan B	730,485	1.000	10/28/2027	727,038	731,095
	Paint Intermediate Iii Llc	Term Loan	322,795	1.000	06/14/2024	319,564	322,141
	Paint Intermediate Iii Llc	Term Loan	386,474	1.000	06/14/2024	291,397	305,340
	Papa John S Internationa	Company Guar 144A 09/29 3.875	414,000	3.875	09/15/2029	413,040	411,930
	Paramount Global	Sr Unsecured 03/43 4.375	535,000	4.375	03/15/2043	447,324	608,659
	Paramount Global	Sr Unsecured 04/36 6.875	820,000	6.875	04/30/2036	1,132,076	1,173,633
	Paramount Global	Sr Unsecured 04/44 5.25	525,000	5.250	04/01/2044	515,527	657,253
	Paramount Global	Sr Unsecured 05/33 5.5	710,000	5.500	05/15/2033	904,663	883,126
	Paramount Global	Sr Unsecured 09/43 5.85	1,140,000	5.850	09/01/2043	1,436,799	1,535,591
	Paramount Global	Sr Unsecured 10/40 5.9	1,920,000	5.900	10/15/2040	2,424,796	2,552,122
	Parexel International Corp	2021 1St Lien Term Loan	750,000	1.000	11/15/2028	746,256	751,035
	Park Intermed Holdings	Sr Secured 144A 10/28 5.875	346,000	5.875	10/01/2028	353,260	359,840
	Park River Holdings Inc	Company Guar 144A 02/29 5.625	523,000	5.625	02/01/2029	516,078	499,465
	Park River Holdings Inc	Sr Unsecured 144A 08/29 6.75	368,000	6.750	08/01/2029	368,948	360,526
	Park River Holdings, Inc.	Term Loan	1,427,726	1.000	12/28/2027	1,419,702	1,416,568
	Party City Holdings Inc	Sr Secured 144A 02/26 8.75	906,000	8.750	02/15/2026	935,750	935,445
	Pattern Energy Op Lp/Pat	Company Guar 144A 08/28 4.5	517,000	4.500	08/15/2028	537,248	536,388
	Patterson Uti Energy Inc	Sr Unsecured 02/28 3.95	267,000	3.950	02/01/2028	238,746	268,303
	Paya Inc	2021 Term Loan B	199,500	1.000	06/25/2028	198,510	199,251
	Pbf Holding Co Llc	Sr Secured 144A 05/25 9.25	664,000	9.250	05/15/2025	636,853	631,630
	Peabody Energy Corp	Sr Secured 144A 03/25 6.375	633,000	6.375	03/31/2025	534,101	601,350
	Peabody Energy Corp	Term Loan	936,246	1.000	03/31/2025	607,893	847,888
	Peacehealth Obligated Gr	Sr Unsecured 11/48 4.787	200,000	4.787	11/15/2048	270,668	265,644
	Peco Energy Co	1St Mortgage 03/48 3.9	750,000	3.900	03/01/2048	883,842	875,490
	Peco Energy Co	1St Mortgage 03/48 3.9	550,000	3.900	03/01/2048	528,814	642,026
	Peco Energy Co	1St Mortgage 03/51 3.05	250,000	3.050	03/15/2051	244,077	254,975
	Peco Energy Co	1St Mortgage 09/51 2.85	250,000	2.850	09/15/2051	249,524	247,563
	Pelican Prods Inc	Term Loan B 1	45,000	1.000	05/01/2025	42,294	44,859
	Peninsula Pacific Entert	Sr Unsecured 144A 11/27 8.5	242,000	8.500	11/15/2027	255,310	261,360
	Penn National Ga	Sr Unsecured 144A 07/29 4.125	154,000	4.125	07/01/2029	149,725	144,253
	Pennymac Fin Svcs Inc	Company Guar 144A 02/29 4.25	54,000	4.250	02/15/2029	51,149	51,916
	Pennymac Fin Svcs Inc	Company Guar 144A 09/31 5.75	353,000	5.750	09/15/2031	354,676	356,530
	Penske Automotive Group	Company Guar 06/29 3.75	200,000	3.750	06/15/2029	197,980	198,250

(a)	(b)	(c) Description of Investment Including Maturity Date, Rate of Interest, Collateral, Par or Maturity Value				(d)	(e)
	Identity of issue, borrower, lessor or similar party	Type	Shares/ Principal	Interest Rate	Maturity Date	Cost	Current Value
		Corporate obligations (continued):					
	Penske Truck Leasing/Ptl	Sr Unsecured 144A 08/23 4.125	750,000	4.125 %	08/01/2023	$ 756,038	$ 782,528
	Pepsico Inc	Sr Unsecured 03/50 3.625	500,000	3.625	03/19/2050	602,405	590,625
	Pepsico Inc	Sr Unsecured 07/49 3.375	400,000	3.375	07/29/2049	437,096	447,704
	Pepsico Inc	Sr Unsecured 10/41 2.625	1,000,000	2.625	10/21/2041	1,006,260	1,011,760
	Pepsico Inc	Sr Unsecured 10/46 3.45	750,000	3.450	10/06/2046	840,855	844,853
	Pepsico Inc	Sr Unsecured 10/49 2.875	200,000	2.875	10/15/2049	196,516	209,702
	Pepsico Inc	Sr Unsecured 10/51 2.75	340,000	2.750	10/21/2051	337,797	348,439
	Permian Production Partners Ll	First Lien	544,933	1.000	05/20/2024	523,140	40,870
	Perrigo Finance Unlimite	Company Guar 06/30 3.9	400,000	3.900	06/15/2030	397,932	405,428
	Perusahaan Penerbit Sbsn	Sr Unsecured 144A 06/25 2.3	500,000	2.300	06/23/2025	500,000	513,150
	Petiq Llc	2021 Term Loan	548,625	1.000	04/13/2028	543,144	546,568
	Petroleos Mexicanos	Company Guar 01/45 6.375	1,700,000	6.375	01/23/2045	1,664,165	1,476,450
	Petroleos Mexicanos	Company Guar 01/50 7.69	1,125,000	7.690	01/23/2050	798,045	1,085,625
	Petroleos Mexicanos	Company Guar 03/27 6.5	2,000,000	6.500	03/13/2027	2,016,988	2,133,680
	Petroleos Mexicanos	Company Guar 06/35 6.625	575,000	6.625	06/15/2035	561,823	552,460
	Petroleos Mexicanos	Company Guar 09/47 6.75	425,000	6.750	09/21/2047	345,313	377,188
	Petronas Capital Ltd	Company Guar 144A 01/32 2.48	200,000	2.480	01/28/2032	199,966	200,558
	Petronas Capital Ltd	Company Guar 144A 04/30 3.5	200,000	3.500	04/21/2030	197,472	216,130
	Petronas Capital Ltd	Company Guar 144A 04/60 4.8	200,000	4.800	04/21/2060	200,000	263,548
	Petsmart Inc	2021 Term Loan B	1,097,250	1.000	02/11/2028	1,086,282	1,100,339
	Petsmart Inc/Petsmart Fi	Company Guar 144A 02/29 7.75	402,000	7.750	02/15/2029	421,195	436,673
	Petsmart Inc/Petsmart Fi	Sr Secured 144A 02/28 4.75	294,000	4.750	02/15/2028	294,000	301,718
	Petvet Care Centers Llc	2020 Incremental Term Loan	298,481	1.000	02/14/2025	298,486	298,854
	Petvet Care Centers Llc	2021 Term Loan	567,154	1.000	02/14/2025	565,439	567,792
	Pfizer Inc	Sr Unsecured 03/39 3.9	300,000	3.900	03/15/2039	327,870	352,965
	Pfizer Inc	Sr Unsecured 03/39 7.2	260,000	7.200	03/15/2039	430,196	419,565
	Pfizer Inc	Sr Unsecured 03/39 7.2	1,900,000	7.200	03/15/2039	2,956,651	3,066,049
	Pfizer Inc	Sr Unsecured 05/40 2.55	210,000	2.550	05/28/2040	208,696	209,515
	Pfizer Inc	Sr Unsecured 05/50 2.7	135,000	2.700	05/28/2050	133,900	135,813
	Pfizer Inc	Sr Unsecured 06/43 4.3	250,000	4.300	06/15/2043	327,468	306,250
	Pfizer Inc	Sr Unsecured 09/40 5.6	1,385,000	5.600	09/15/2040	1,934,282	1,945,980
	Pfizer Inc	Sr Unsecured 09/40 5.6	725,000	5.600	09/15/2040	998,695	1,018,654
	Pfizer Inc	Sr Unsecured 09/48 4.2	1,000,000	4.200	09/15/2048	1,148,113	1,254,370
	Pfizer Inc	Sr Unsecured 12/46 4.125	250,000	4.125	12/15/2046	324,763	308,973
	Pgt Innovations Inc	Company Guar 144A 10/29 4.375	273,000	4.375	10/01/2029	273,523	274,365
	Phh Mortgage Corp	Sr Secured 144A 03/26 7.875	546,000	7.875	03/15/2026	551,899	564,515
	Philip Morris Intl Inc	Sr Unsecured 03/42 4.5	250,000	4.500	03/20/2042	300,025	289,110
	Philip Morris Intl Inc	Sr Unsecured 03/43 4.125	880,000	4.125	03/04/2043	969,170	972,963
	Philip Morris Intl Inc	Sr Unsecured 05/38 6.375	750,000	6.375	05/16/2038	1,042,910	1,052,408
	Philip Morris Intl Inc	Sr Unsecured 08/42 3.875	3,215,000	3.875	08/21/2042	3,127,586	3,457,829
	Philip Morris Intl Inc	Sr Unsecured 11/43 4.875	1,000,000	4.875	11/15/2043	1,147,650	1,217,060
	Piedmont Healthcare Inc	Secured 01/42 2.719	200,000	2.719	01/01/2042	196,318	195,264
	Piedmont Healthcare Inc	Secured 01/52 2.864	200,000	2.864	01/01/2052	195,860	195,086
	Pike Corp	Company Guar 144A 09/28 5.5	308,000	5.500	09/01/2028	311,409	308,702
	Ping Identity Corporation	2021 Term Loan B	300,000	1.000	11/22/2028	298,506	300,563
	Plains All Amer Pipeline	Sr Unsecured 09/30 3.8	350,000	3.800	09/15/2030	349,279	365,484
	Plains All American Pipe	Jr Subordina 12/99 Var	291,000	1.000	12/31/2099	247,880	246,986
	Planview Parent Inc	Delayed Draw Term Loan	-	1.000	12/17/2027	2	-
	Planview Parent Inc	Term Loan	742,500	1.000	12/17/2027	736,077	743,892
	Playcore Midco Inc	Acquisition	438,437	1.000	09/30/2024	435,163	437,203
	Playpower Inc	2019 Term Loan	225,889	1.000	05/08/2026	223,635	221,749
	Playtika Holding Corp	Company Guar 144A 03/29 4.25	401,000	4.250	03/15/2029	402,222	392,980
	Polaris Newco, Llc	Usd Term Loan B	498,750	1.000	06/02/2028	496,261	499,346
	Port Of Newcastle Invest	Sr Secured 144A 11/31 5.9	351,000	5.900	11/24/2031	348,389	359,301
	Potomac Electric Power	1St Mortgage 03/43 4.15	1,750,000	4.150	03/15/2043	2,048,330	2,037,683
	Power Services Holding Company	2021 1St Lien Term Loan	89,822	1.000	11/22/2028	88,930	88,930
	Power Services Holding Company	2021 Delayed Draw Term Loan	46,692	1.000	11/22/2028	46,298	46,298
	Ppl Electric Utilities	1St Mortgage 06/44 4.125	500,000	4.125	06/15/2044	572,810	586,270
	Ppl Electric Utilities	1St Mortgage 06/48 4.15	450,000	4.150	06/15/2048	451,040	541,053
	Ppl Electric Utilities	1St Mortgage 10/49 3	140,000	3.000	10/01/2049	137,649	143,249
	Pra Group Inc	Company Guar 144A 10/29 5	330,000	5.000	10/01/2029	328,920	330,825
	Precision Drilling Corp	Company Guar 144A 01/29 6.875	298,000	6.875	01/15/2029	295,774	303,728
	Pres + Fellows Of Harvar	Unsecured 07/46 3.15	750,000	3.150	07/15/2046	773,535	853,905

(a)	(b)	(c) Description of Investment Including Maturity Date, Rate of Interest, Collateral, Par or Maturity Value				(d)	(e)
	Identity of issue, borrower, lessor or similar party	Type	Shares/ Principal	Interest Rate	Maturity Date	Cost	Current Value
		Corporate obligations (continued):					
	Pres + Fellows Of Harvar	Unsecured 07/46 3.15	345,000	3.150 %	07/15/2046	$ 304,328	$ 392,796
	Pres + Fellows Of Harvar	Unsecured 10/37 3.619	350,000	3.619	10/01/2037	338,534	408,751
	Presidio Inc	2020 Term Loan B	128,050	1.000	01/22/2027	127,738	128,170
	Press Ganey Holdings Inc	2020 Incremental Term Loan	144,274	1.000	07/24/2026	142,843	144,545
	Prime Secsrvc Brw/Financ	Sr Secured 144A 08/27 3.375	286,000	3.375	08/31/2027	283,869	276,102
	Principal Financial Grp	Company Guar 11/46 4.3	500,000	4.300	11/15/2046	540,530	614,605
	Pro Mach Group, Inc.	2021 Delayed Draw Term Loan	90,782	1.000	08/31/2028	90,786	91,211
	Pro Mach Group, Inc.	2021 Term Loan B	559,218	1.000	08/31/2028	556,427	561,857
	Procter + Gamble Co/The	Sr Unsecured 03/50 3.6	250,000	3.600	03/25/2050	287,763	310,888
	Progressive Corp	Sr Unsecured 01/45 3.7	550,000	3.700	01/26/2045	588,926	614,823
	Progressive Corp	Sr Unsecured 03/48 4.2	500,000	4.200	03/15/2048	564,320	617,750
	Project Boost Purchaser, Llc	Term Loan B	279,550	1.000	06/01/2026	278,897	279,725
	Prologis Lp	Company Guar 09/48 4.375	150,000	4.375	09/15/2048	187,646	188,364
	Prologis Lp	Sr Unsecured 04/50 3	100,000	3.000	04/15/2050	98,936	103,002
	Prologis Lp	Sr Unsecured 10/50 2.125	125,000	2.125	10/15/2050	123,048	107,099
	Prosus Nv	Sr Unsecured 144A 01/30 3.68	275,000	3.680	01/21/2030	283,938	283,019
	Prosus Nv	Sr Unsecured 144A 07/31 3.061	3,300,000	3.061	07/13/2031	3,300,000	3,216,774
	Prov St Joseph Hlth Obl	Sr Unsecured 10/51 2.7	325,000	2.700	10/01/2051	321,128	314,116
	Prov St Joseph Hlth Obl	Unsecured 10/48 3.93	250,000	3.930	10/01/2048	296,520	293,800
	Prudential Financial Inc	Sr Unsecured 02/50 4.35	700,000	4.350	02/25/2050	799,082	873,166
	Prudential Financial Inc	Sr Unsecured 03/51 3.7	750,000	3.700	03/13/2051	780,048	853,418
	Prudential Financial Inc	Sr Unsecured 05/44 4.6	750,000	4.600	05/15/2044	876,578	930,203
	Prudential Financial Inc	Sr Unsecured 12/36 5.7	250,000	5.700	12/14/2036	340,903	335,825
	Prudential Financial Inc	Sr Unsecured 12/49 3.935	250,000	3.935	12/07/2049	277,420	291,620
	Pub Svc New Hamp	1St Mortgage 07/49 3.6	250,000	3.600	07/01/2049	256,468	280,043
	Public Service Colorado	1St Mortgage 06/47 3.8	500,000	3.800	06/15/2047	619,475	563,355
	Public Service Colorado	1St Mortgage 06/48 4.1	450,000	4.100	06/15/2048	451,818	537,512
	Public Service Electric	1St Mortgage 01/50 3.15	45,000	3.150	01/01/2050	44,931	47,039
	Public Service Electric	1St Mortgage 03/46 3.8	500,000	3.800	03/01/2046	555,803	574,165
	Public Service Electric	1St Mortgage 05/49 3.85	250,000	3.850	05/01/2049	317,793	291,890
	Public Service Electric	1St Mortgage 05/50 2.7	200,000	2.700	05/01/2050	199,184	193,108
	Public Service Electric	1St Ref Mort 05/42 3.95	567,000	3.950	05/01/2042	622,818	651,784
	Public Service Electric	Sr Secured 03/51 3	300,000	3.000	03/01/2051	296,157	308,361
	Public Service Oklahoma	Sr Unsecured 08/51 3.15	200,000	3.150	08/15/2051	199,152	201,528
	Puget Energy Inc	Sr Secured 06/30 4.1	580,000	4.100	06/15/2030	579,031	626,951
	Puget Sound Energy Inc	1St Mortgage 06/48 4.223	690,000	4.223	06/15/2048	690,000	815,739
	Puget Sound Energy Inc	1St Mortgage 06/48 4.223	1,000,000	4.223	06/15/2048	1,176,943	1,182,230
	Puget Sound Energy Inc	1St Mortgage 09/51 2.893	105,000	2.893	09/15/2051	105,000	103,328
	Puget Sound Energy Inc	Sr Secured 09/49 3.25	235,000	3.250	09/15/2049	235,664	247,831
	Qatar Energy	Sr Unsecured 144A 07/31 2.25	200,000	2.250	07/12/2031	197,874	198,114
	Qatar Energy	Sr Unsecured 144A 07/41 3.125	200,000	3.125	07/12/2041	199,262	202,124
	Qatar Energy	Sr Unsecured 144A 07/51 3.3	200,000	3.300	07/12/2051	200,000	205,874
	Qatar Energy	Sr Unsecured 144A 09/26 1.375	400,000	1.375	09/12/2026	399,620	392,056
	Qualcomm Inc	Sr Unsecured 05/35 4.65	530,000	4.650	05/20/2035	609,688	658,976
	Qualcomm Inc	Sr Unsecured 05/45 4.8	750,000	4.800	05/20/2045	850,193	993,683
	Qualcomm Inc	Sr Unsecured 05/47 4.3	850,000	4.300	05/20/2047	988,776	1,064,362
	Quikrete Hldgs Inc	Term Loan	1,111,445	1.000	02/01/2027	1,107,436	1,100,814
	Quirch Foods Holdings Llc	2020 Term Loan	694,750	1.000	10/27/2027	680,859	698,513
	Rackspace Technology	Company Guar 144A 12/28 5.375	280,000	5.375	12/01/2028	270,918	273,000
	Radiate Holdco / Finance	Sr Secured 144A 09/26 4.5	291,000	4.500	09/15/2026	293,383	293,910
	Radiate Holdco / Finance	Sr Unsecured 144A 09/28 6.5	373,000	6.500	09/15/2028	373,000	374,693
	Radiology Partners Inc	Company Guar 144A 02/28 9.25	470,000	9.250	02/01/2028	470,717	493,556
	Range Resources Corp	Company Guar 01/29 8.25	235,000	8.250	01/15/2029	254,261	262,025
	Range Resources Corp	Company Guar 05/25 4.875	528,000	4.875	05/15/2025	488,332	545,160
	Raptor Acq/Raptor Co Iss	Sr Secured 144A 11/26 4.875	180,000	4.875	11/01/2026	180,901	181,800
	Raytheon Tech Corp	Sr Unsecured 05/45 4.15	455,000	4.150	05/15/2045	542,887	530,252
	Raytheon Tech Corp	Sr Unsecured 06/42 4.5	4,045,000	4.500	06/01/2042	5,079,607	5,000,510
	Raytheon Tech Corp	Sr Unsecured 10/40 4.875	495,000	4.875	10/15/2040	626,660	625,007
	Raytheon Tech Corp	Sr Unsecured 11/48 4.625	1,190,000	4.625	11/16/2048	1,377,344	1,524,414
	Real Hero Merger Sub 2	Sr Unsecured 144A 02/29 6.25	548,000	6.250	02/01/2029	556,914	547,145
	Realkredit Danmark	Covered Regs 10/50 1	4,900,000	1.000	10/01/2050	717,091	715,118
	Realkredit Danmark	Covered Regs 10/53 1.5	900,000	1.500	10/01/2053	138,042	134,926
	Realty Income Corp	Sr Unsecured 03/47 4.65	350,000	4.650	03/15/2047	415,541	452,347

(a)	(b)	(c)				(d)	(e)
	Identity of issue, borrower, lessor or similar party	Description of Investment Including Maturity Date, Rate of Interest, Collateral, Par or Maturity Value					
		Type	Shares/ Principal	Interest Rate	Maturity Date	Cost	Current Value
		Corporate obligations (continued):					
	Realty Income Corp	Sr Unsecured 12/32 2.85	490,000	2.850 %	12/15/2032	$ 514,506	$ 508,473
	Recorded Books Inc	2021 Term Loan	150,000	1.000	08/29/2025	150,386	150,080
	Rede D Or Finance Sarl	Company Guar 144A 01/28 4.95	294,000	4.950	01/17/2028	268,478	298,927
	Renewable Energy Group I	Sr Secured 144A 06/28 5.875	245,000	5.875	06/01/2028	245,000	251,738
	Rent A Center Inc	Company Guar 144A 02/29 6.375	277,000	6.375	02/15/2029	282,886	288,773
	Rent A Center, Inc.	2021 Term Loan B	248,125	1.000	02/17/2028	246,889	249,490
	Resideo Funding Inc	Company Guar 144A 09/29 4	471,000	4.000	09/01/2029	471,000	462,046
	Resimac	Resi 2020 1A A1A 144A	529,666	1.000	02/07/2052	529,666	530,918
	Resolute Forest Products	Company Guar 144A 03/26 4.875	299,000	4.875	03/01/2026	300,773	303,485
	Resonetics, Llc	2021 Term Loan	399,000	1.000	04/28/2028	397,274	399,499
	Resorts World/Rwlv Cap	Company Guar 144A 04/31 4.625	400,000	4.625	04/06/2031	390,800	393,644
	Reynolds American Inc	Company Guar 05/40 8.125	2,895,000	8.125	05/01/2040	3,986,107	4,201,195
	Reynolds American Inc	Company Guar 06/37 7.25	4,387,000	7.250	06/15/2037	5,564,077	5,838,000
	Reynolds Group Holdings Inc	2020 Term Loan B2	297,000	1.000	02/05/2026	296,265	295,770
	Ring Container Technlg Grp Llc	2021 Term Loan B	250,000	1.000	08/12/2028	249,381	250,875
	Rio Oil Finance Trust	Sr Secured 144A 01/27 9.75	1,653,144	9.750	01/06/2027	1,653,144	1,892,849
	Rio Oil Finance Trust	Sr Secured 144A 07/24 9.25	938,936	9.250	07/06/2024	919,434	1,007,008
	Rio Tinto Fin Usa Ltd	Company Guar 11/40 5.2	1,000,000	5.200	11/02/2040	1,273,906	1,330,410
	Rio Tinto Fin Usa Ltd	Company Guar 11/51 2.75	500,000	2.750	11/02/2051	494,545	495,680
	Rio Tinto Fin Usa Plc	Company Guar 08/42 4.125	250,000	4.125	08/21/2042	290,673	298,908
	Riverbed Technology Inc	2021 Pik Exit Tl	283,764	1.000	12/08/2026	278,146	278,206
	Robertshaw Us Hldg Corp	First Lien	83,032	1.000	02/28/2025	77,305	78,423
	Roblox Corp	Sr Unsecured 144A 05/30 3.875	528,000	3.875	05/01/2030	531,781	535,577
	Rockcliff Energy Ii Llc	Sr Unsecured 144A 10/29 5.5	391,000	5.500	10/15/2029	393,137	402,730
	Rockefeller Foundation	Unsecured 10/50 2.492	300,000	2.492	10/01/2050	302,882	295,023
	Rocket Software Inc	Sr Unsecured 144A 02/29 6.5	232,000	6.500	02/15/2029	225,373	226,339
	Rocketmtge Co Issuer Inc	Company Guar 144A 03/29 3.625	538,000	3.625	03/01/2029	537,568	540,018
	Rockwell Automation	Sr Unsecured 03/49 4.2	250,000	4.200	03/01/2049	282,358	313,180
	Rockwell Automation	Sr Unsecured 08/61 2.8	145,000	2.800	08/15/2061	145,701	141,861
	Roller Bearing Co Of Ame	Sr Unsecured 144A 10/29 4.375	290,000	4.375	10/15/2029	293,212	295,800
	Royal Bank Of Canada	Covered 144A 09/26 1.05	1,300,000	1.050	09/14/2026	1,298,050	1,271,140
	Royal Caribbean Cruises	Company Guar 144A 06/23 9.125	242,000	9.125	06/15/2023	252,130	255,915
	Royal Caribbean Cruises	Sr Unsecured 03/28 3.7	589,000	3.700	03/15/2028	544,529	552,117
	Royalty Pharma Plc	Company Guar 09/40 3.3	2,920,000	3.300	09/02/2040	2,831,108	2,911,590
	Royalty Pharma Plc	Company Guar 09/50 3.55	2,005,000	3.550	09/02/2050	1,940,693	1,987,897
	Rs Ivy Holdco Inc	Term Loan	1,000,000	1.000	12/23/2027	985,002	995,000
	Rwj Barnabas Health	Unsecured 07/49 3.477	350,000	3.477	07/01/2049	350,000	390,121
	S+P Global Inc	Company Guar 08/60 2.3	125,000	2.300	08/15/2060	123,034	108,071
	S+P Global Inc	Company Guar 12/49 3.25	280,000	3.250	12/01/2049	277,872	303,506
	Sabine Pass Liquefaction	Sr Secured 05/24 5.75	275,000	5.750	05/15/2024	297,143	299,076
	Sabre Glbl Inc	Sr Secured 144A 04/25 9.25	350,000	9.250	04/15/2025	368,736	395,500
	Sabre Glbl Inc.	2021 Term Loan B1	57,535	1.000	12/17/2027	57,398	56,888
	Sabre Glbl Inc.	2021 Term Loan B2	91,715	1.000	12/17/2027	91,485	90,683
	Sabre Inc	Term Loan B	401,974	1.000	02/22/2024	403,015	393,131
	Saci Falabella	Sr Unsecured 144A 01/25 4.375	500,000	4.375	01/27/2025	540,180	529,380
	Salesforce.Com Inc	Sr Unsecured 07/41 2.7	500,000	2.700	07/15/2041	501,055	499,360
	Salesforce.Com Inc	Sr Unsecured 07/51 2.9	700,000	2.900	07/15/2051	709,180	712,397
	Salesforce.Com Inc	Sr Unsecured 07/61 3.05	500,000	3.050	07/15/2061	504,950	514,235
	San Diego G + E	1St Mortgage 04/50 3.32	695,000	3.320	04/15/2050	694,076	731,404
	San Diego G + E	1St Mortgage 04/50 3.32	90,000	3.320	04/15/2050	89,880	94,714
	San Diego G + E	1St Mortgage 06/49 4.1	350,000	4.100	06/15/2049	349,633	413,546
	San Diego G + E	1St Mortgage 06/49 4.1	500,000	4.100	06/15/2049	592,573	590,780
	San Diego G + E	1St Mortgage 08/40 4.5	520,000	4.500	08/15/2040	604,308	630,859
	San Diego G + E	1St Mortgage 08/40 4.5	250,000	4.500	08/15/2040	279,368	303,298
	San Diego G + E	1St Mortgage 08/51 2.95	200,000	2.950	08/15/2051	198,736	201,272
	Sands China Ltd	Sr Unsecured 08/25 5.125	400,000	5.125	08/08/2025	441,688	419,624
	Santander Holdings Usa	Sr Unsecured 07/27 4.4	790,000	4.400	07/13/2027	788,546	866,117
	Santander Uk Group Hldgs	Sr Unsecured 01/23 3.571	1,200,000	3.571	01/10/2023	1,158,216	1,200,504
	Santander Uk Group Hldgs	Sr Unsecured 11/24 Var	400,000	1.000	11/15/2024	430,380	424,544
	Santander Uk Group Hldgs	Sr Unsecured Regs 05/26 Var	200,000	1.000	05/08/2026	264,154	280,268
	Santander Uk Group Hldgs	Subordinated 144A 09/25 4.75	800,000	4.750	09/15/2025	879,555	872,536
	Santander Uk Plc	Covered 144A 02/27 Var	1,200,000	1.000	02/12/2027	1,562,940	1,646,340
	Sarepta Therapeutics Inc	Sr Unsecured 11/24 1.5	185,000	1.500	11/15/2024	274,474	270,934

(a)	(b)	(c)			(d)	(e)
	Identity of issue, borrower, lessor or similar party	Description of Investment Including Maturity Date, Rate of Interest, Collateral, Par or Maturity Value				
		Type	Shares/ Principal	Interest Rate	Maturity Date	Cost	Current Value
		Corporate obligations (continued):					
	Saudi Arabian Oil Co	Sr Unsecured 144A 04/49 4.375	685,000	4.375 %	04/16/2049	$ 785,844	$ 792,990
	Saudi Arabian Oil Co	Sr Unsecured 144A 11/23 1.25	300,000	1.250	11/24/2023	299,349	300,000
	Saudi Arabian Oil Co	Sr Unsecured 144A 11/70 3.5	900,000	3.500	11/24/2070	889,506	875,250
	Savage Enterprises, Llc	2021 Term Loan B	447,750	1.000	09/15/2028	445,516	447,925
	Scentre Group Trust 2	Company Guar 144A 09/80 Var	1,000,000	1.000	09/24/2080	1,000,000	1,046,250
	Scentre Group Trust 2	Company Guar 144A 09/80 Var	2,140,000	1.000	09/24/2080	2,140,000	2,292,475
	Science Applications Int	Company Guar 144A 04/28 4.875	267,000	4.875	04/01/2028	268,655	273,675
	Scientific Games Interna	Company Guar 144A 11/29 7.25	332,000	7.250	11/15/2029	274,802	370,180
	Scih Salt Holdings Inc	Sr Unsecured 144A 05/29 6.625	46,000	6.625	05/01/2029	45,572	36,680
	Scp Eye Care Services Llc	2021 Delayed Draw Term Loan	155,113	1.000	03/16/2028	155,113	155,598
	Scp Eye Care Services Llc	2021 Term Loan	890,412	1.000	03/16/2028	888,191	893,199
	Scribeamerica Intermediate Hol	First Lien	708,720	1.000	04/03/2025	693,353	651,136
	Sealed Air Corp	Company Guar 144A 07/33 6.875	427,000	6.875	07/15/2033	483,883	542,217
	Seaspan Corp	Sr Unsecured 144A 08/29 5.5	681,000	5.500	08/01/2029	687,118	687,810
	Seattle Children Hosp	Unsecured 10/50 2.719	190,000	2.719	10/01/2050	190,000	186,301
	Sempra Energy	Sr Unsecured 02/38 3.8	1,695,000	3.800	02/01/2038	1,648,601	1,859,788
	Sentara Healthcare	Sr Unsecured 11/51 2.927	200,000	2.927	11/01/2051	207,246	202,626
	Service Logic Acquisition Inc	Delayed Draw Term Loan	78,358	1.000	10/29/2027	77,575	78,260
	Service Logic Acquisition Inc	Term Loan	270,264	1.000	10/29/2027	267,565	269,926
	Sg Commercial Mortgage Securit	Sgcms 2016 C5 A3	3,875,000	2.779	10/10/2048	3,635,083	3,970,294
	Sharp Corporation	2021 Term Loan B	200,000	1.000	12/31/2028	199,500	200,250
	Sharp Corporation	2021 Term Loan B	172,988	1.000	12/31/2028	172,556	173,204
	Sharp Healthcare	Unsecured 08/50 2.68	200,000	2.680	08/01/2050	200,000	189,044
	Shea Homes Lp/Fndg Cp	Sr Unsecured 144A 04/29 4.75	325,000	4.750	04/01/2029	325,506	331,175
	Shell International Fin	Company Guar 03/40 5.5	865,000	5.500	03/25/2040	1,178,865	1,172,023
	Shell International Fin	Company Guar 04/50 3.25	315,000	3.250	04/06/2050	321,129	332,796
	Shell International Fin	Company Guar 05/35 4.125	1,250,000	4.125	05/11/2035	1,399,900	1,458,700
	Shell International Fin	Company Guar 05/45 4.375	500,000	4.375	05/11/2045	594,572	607,480
	Shell International Fin	Company Guar 05/46 4	2,500,000	4.000	05/10/2046	2,809,935	2,907,200
	Shell International Fin	Company Guar 08/42 3.625	85,000	3.625	08/21/2042	90,362	93,355
	Shell International Fin	Company Guar 11/41 2.875	200,000	2.875	11/26/2041	197,568	200,170
	Shell International Fin	Company Guar 11/51 3	400,000	3.000	11/26/2051	399,056	406,424
	Shell International Fin	Company Guar 12/38 6.375	400,000	6.375	12/15/2038	585,822	582,484
	Sho Hldg Ii Corp	Term Loan	479,058	1.000	04/27/2024	460,103	455,105
	Sho Holding I Corporation	2020 Pik Term Loan	5,462	1.000	04/27/2024	2,745	5,188
	Sierra Acquisition Inc	Term Loan B 1	532,758	1.000	11/11/2024	532,321	532,758
	Sierracol Enrgy Andina	Company Guar 144A 06/28 6	464,000	6.000	06/15/2028	460,252	436,160
	Sigma Bidco B.V.	2018 Gbp Term Loan B	950,000	1.000	07/02/2025	1,313,378	1,238,681
	Simon Property Group Lp	Sr Unsecured 01/32 2.25	200,000	2.250	01/15/2032	198,550	194,596
	Simon Property Group Lp	Sr Unsecured 02/40 6.75	300,000	6.750	02/01/2040	428,889	440,154
	Simon Property Group Lp	Sr Unsecured 03/42 4.75	100,000	4.750	03/15/2042	120,691	123,170
	Simon Property Group Lp	Sr Unsecured 07/50 3.8	250,000	3.800	07/15/2050	248,270	280,340
	Simon Property Group Lp	Sr Unsecured 09/49 3.25	350,000	3.250	09/13/2049	348,604	358,341
	Simon Property Group Lp	Sr Unsecured 11/46 4.25	750,000	4.250	11/30/2046	820,143	887,760
	Simply Good Foods Usa, Inc.	2017 Term Loan B	279,767	1.000	07/07/2024	278,379	282,259
	Sinopec Grp Dev 2018	Company Guar 144A 08/49 3.68	320,000	3.680	08/08/2049	320,000	340,221
	Slm Student Loan Trust	Slma 2009 3 A 144A	2,970,976	1.000	01/25/2045	2,993,258	2,967,618
	Slm Student Loan Trust	Slma 2011 2 A2	1,734,694	1.000	10/25/2034	1,785,921	1,743,466
	Sm Energy Co	Sr Unsecured 01/27 6.625	479,000	6.625	01/15/2027	470,588	493,370
	Sm Energy Co	Sr Unsecured 06/25 5.625	423,000	5.625	06/01/2025	250,628	426,173
	Smb Private Education Loan Tru	Smb 2018 A A2A 144A	741,382	3.500	02/15/2036	782,621	767,977
	Snacking Investments Bidco Pty	Usd Term Loan	245,625	1.000	12/18/2026	246,864	246,086
	Snap On Inc	Sr Unsecured 03/48 4.1	250,000	4.100	03/01/2048	295,053	302,598
	Snap On Inc	Sr Unsecured 05/50 3.1	280,000	3.100	05/01/2050	276,814	295,187
	Societe Generale	Company Guar 144A 03/41 3.625	2,155,000	3.625	03/01/2041	2,147,898	2,192,303
	Societe Generale	Sr Unsecured 144A 06/27 Var	1,040,000	1.000	06/09/2027	1,040,000	1,017,744
	Solar Edge Technologies	Sr Unsecured 09/25 0.00000	226,000	0.010	09/15/2025	326,057	286,455
	Sonic Automotive Inc	Company Guar 144A 11/29 4.625	164,000	4.625	11/15/2029	164,000	165,558
	Sonic Automotive Inc	Company Guar 144A 11/31 4.875	199,000	4.875	11/15/2031	198,738	200,930
	Sothebys	2021 Term Loan B	153,212	1.000	01/15/2027	150,148	153,723
	Southern Cal Edison	1St Mortgage 02/50 3.65	40,000	3.650	02/01/2050	39,739	42,326
	Southern Cal Edison	1St Mortgage 02/51 2.95	175,000	2.950	02/01/2051	173,787	166,632
	Southern Cal Edison	1St Mortgage 03/49 4.875	1,000,000	4.875	03/01/2049	1,197,810	1,220,770

(a)	(b)	(c)			(d)	(e)
	Identity of issue, borrower, lessor or similar party	Description of Investment Including Maturity Date, Rate of Interest, Collateral, Par or Maturity Value				
		Type	Shares/ Principal	Interest Rate	Maturity Date	Cost	Current Value
		Corporate obligations (continued):					
	Southern Cal Edison 1St Mortgage 04/23 Var		200,000	1.000 %	04/03/2023	$ 200,000	$ 200,152
	Southern Cal Edison 1St Mortgage 04/24 1.1		200,000	1.100	04/01/2024	200,000	199,240
	Southern Cal Edison 1St Mortgage 06/51 3.65		200,000	3.650	06/01/2051	199,532	216,690
	Southern Cal Edison 1St Ref Mort 01/34 6		500,000	6.000	01/15/2034	630,260	647,800
	Southern Cal Edison 1St Ref Mort 01/37 5.55		1,000,000	5.550	01/15/2037	1,260,820	1,243,890
	Southern Cal Edison 1St Ref Mort 02/38 5.95		1,000,000	5.950	02/01/2038	1,246,300	1,292,500
	Southern Cal Edison 1St Ref Mort 03/48 4.125		1,290,000	4.125	03/01/2048	1,249,094	1,447,045
	Southern Cal Edison 1St Ref Mort 03/48 4.125		500,000	4.125	03/01/2048	574,510	560,870
	Southern Cal Edison 1St Ref Mort 09/40 4.5		250,000	4.500	09/01/2040	280,338	282,075
	Southern Cal Edison 1St Ref Mort 10/43 4.65		765,000	4.650	10/01/2043	708,719	893,444
	Southern Calif Gas Co 1St Mortgage 01/49 4.3		750,000	4.300	01/15/2049	755,963	930,473
	Southern Calif Gas Co 1St Mortgage 02/50 3.95		250,000	3.950	02/15/2050	288,673	295,733
	Southern Calif Gas Co Sr Secured 06/48 4.125		750,000	4.125	06/01/2048	887,128	895,020
	Southern Co Jr Subordina 01/51 Var		1,350,000	1.000	01/15/2051	1,352,031	1,380,375
	Southern Co Jr Subordina 09/51 Var		325,000	1.000	09/15/2051	322,969	325,000
	Southern Co Gas Capital Company Guar 10/46 3.95		965,000	3.950	10/01/2046	929,228	1,059,039
	Southern Veternary Partnrs Llc Delayed Draw Term Loan		78,590	1.000	10/05/2027	78,590	78,836
	Southern Veternary Partnrs Llc Term Loan		566,928	1.000	10/05/2027	561,263	568,700
	Southwest Airlines Co Sr Unsecured 02/30 2.625		550,000	2.625	02/10/2030	547,074	549,186
	Southwestern Energy Co Company Guar 01/25 5.95		102,000	5.950	01/23/2025	90,366	112,098
	Southwestern Energy Co Company Guar 02/29 5.375		436,000	5.375	02/01/2029	436,000	461,070
	Southwestern Energy Co Company Guar 09/28 8.375		477,000	8.375	09/15/2028	489,313	532,451
	Southwestern Public Serv 1St Mortgage 08/47 3.7		1,250,000	3.700	08/15/2047	1,325,800	1,402,800
	Sovo Brands Intermediate, Inc. 2021 Term Loan		373,034	1.000	06/08/2028	372,106	373,462
	Sovos Compliance Llc 2021 Delayed Draw Term Loan		80,993	1.000	08/11/2028	80,993	81,303
	Sovos Compliance Llc 2021 Term Loan B		469,007	1.000	08/11/2028	467,839	470,803
	Sp Pf Buyer Llc First Lien		524,708	1.000	12/22/2025	498,067	510,171
	Spcm Sa Sr Unsecured 144A 03/30 3.375		437,000	3.375	03/15/2030	437,000	420,613
	Spectrum Brands Holdings, Inc. 2021 Term Loan		198,500	1.000	03/03/2028	198,013	198,376
	Sportradar Capital Sarl Eur Term Loan B		385,000	1.000	11/22/2027	447,909	438,369
	Sprint Capital Corp Company Guar 11/28 6.875		2,205,000	6.875	11/15/2028	2,673,791	2,789,325
	Sprint Spectrum / Spec I Sr Secured 144A 09/29 5.152		5,225,000	5.152	09/20/2029	5,407,086	5,760,301
	Sram Llc 2021 Term Loan B		185,455	1.000	05/18/2028	184,998	185,686
	Sreit Trust Sreit 2021 Ind A 144A		800,000	1.000	10/15/2038	792,145	783,416
	Srm Escrow Issuer Llc Sr Secured 144A 11/28 6		285,000	6.000	11/01/2028	285,000	304,252
	Srs Distribution Inc Company Guar 144A 12/29 6		672,000	6.000	12/01/2029	671,358	675,360
	Ssh Group Hldgs Inc First Lien		310,829	1.000	07/30/2025	298,280	300,533
	Standard Chartered Plc Sr Unsecured 144A 06/32 Var		900,000	1.000	06/29/2032	900,000	883,197
	Standard Industries Inc 2021 Term Loan B		320,125	1.000	09/22/2028	316,927	320,792
	Standard Industries Inc Sr Unsecured 144A 07/30 4.375		323,000	4.375	07/15/2030	320,981	329,625
	Stanford Health Care Unsecured 08/51 3.027		75,000	3.027	08/15/2051	75,000	77,968
	Stanford Health Care Unsecured 11/48 3.795		250,000	3.795	11/15/2048	269,665	297,123
	Stanford University Unsecured 05/48 3.647		500,000	3.647	05/01/2048	544,965	605,320
	Stanley Black + Decker I Sr Unsecured 11/48 4.85		450,000	4.850	11/15/2048	557,811	598,806
	Stanley Black + Decker I Sr Unsecured 11/50 2.75		300,000	2.750	11/15/2050	299,205	288,741
	Staples Inc Sr Secured 144A 04/26 7.5		208,000	7.500	04/15/2026	213,102	213,720
	Star Us Bidco Llc Term Loan B		294,752	1.000	03/17/2027	291,809	294,569
	Starwood Commercial Mortgage T Stwd 2021 Hts A 144A		500,000	1.000	04/15/2034	500,000	500,000
	Station Casinos Llc 2020 Term Loan B		252,837	1.000	02/08/2027	252,535	251,070
	Stonepeak Lonestar Hldngs Llc Term Loan B		575,806	1.000	10/19/2026	567,173	577,905
	Storable Inc Term Loan B		350,000	1.000	04/17/2028	349,133	349,417
	Sugar Hsp Gmng Prop/Fin Sr Secured 144A 05/25 5.875		597,000	5.875	05/15/2025	563,774	594,015
	Sumitomo Mitsui Banking Covered Regs 11/29 0.409		600,000	0.409	11/07/2029	691,748	685,297
	Sumitomo Mitsui Finl Grp Sr Unsecured 07/25 1.474		700,000	1.474	07/08/2025	700,000	696,332
	Summer (Bc) Bidc Sr Secured 144A 10/26 5.5		435,000	5.500	10/31/2026	439,406	445,318
	Sun Communities Company Guar 07/31 2.7		580,000	2.700	07/15/2031	576,909	575,279
	Suncoke Energy Inc Sr Secured 144A 06/29 4.875		371,000	4.875	06/30/2029	370,798	369,145
	Suncor Energy Inc Sr Unsecured 12/34 5.95		2,750,000	5.950	12/01/2034	3,422,874	3,536,583
	Sunnova Energy Corp Company Guar 144A 09/26 5.875		311,000	5.875	09/01/2026	307,144	317,220
	Sutter Health Unsecured 08/40 3.161		600,000	3.161	08/15/2040	611,664	617,160
	Svb Financial Group Jr Subordina 12/99 Var		387,000	1.000	12/31/2099	387,000	392,418
	Sweetwater Borrower Llc Term Loan B		312,510	1.000	08/07/2028	309,389	313,291
	Swf Escrow Issuer Corp Sr Unsecured 144A 10/29 6.5		551,000	6.500	10/01/2029	548,622	529,627

(a)	(b)	(c)				(d)	(e)
	Identity of issue, borrower, lessor or similar party	Description of Investment Including Maturity Date, Rate of Interest, Collateral, Par or Maturity Value				Cost	Current Value
		Type	Shares/ Principal	Interest Rate	Maturity Date		
		Corporate obligations (continued):					
Switch Ltd	Company Guar 144A 09/28 3.75		800,000	3.750 %	09/15/2028	$ 801,969	$ 806,000
Sylvamo Corp	Company Guar 144A 09/29 7		518,000	7.000	09/01/2029	518,000	541,186
Syndigo Llc	2020 Term Loan		694,750	1.000	12/15/2027	684,333	696,487
Synovus Financial Corp	Subordinated 02/29 Var		684,000	1.000	02/07/2029	701,108	731,237
T Mobile Usa Inc	Company Guar 04/29 3.375		1,350,000	3.375	04/15/2029	1,360,125	1,375,569
T Mobile Usa Inc	Sr Secured 02/28 2.05		600,000	2.050	02/15/2028	598,722	595,566
T Mobile Usa Inc	Sr Secured 02/51 3.3		580,000	3.300	02/15/2051	527,829	566,457
T Mobile Usa Inc	Sr Secured 04/30 3.875		750,000	3.875	04/15/2030	751,170	820,313
T Mobile Usa Inc	Sr Secured 04/30 3.875		900,000	3.875	04/15/2030	1,044,423	984,375
T Mobile Usa Inc	Sr Secured 04/40 4.375		500,000	4.375	04/15/2040	548,890	571,595
T Mobile Usa Inc	Sr Secured 04/50 4.5		300,000	4.500	04/15/2050	305,427	351,120
T Mobile Usa Inc	Sr Secured 11/60 3.6		2,265,000	3.600	11/15/2060	2,257,785	2,243,528
Takeda Pharmaceutical	Sr Unsecured 07/40 3.025		3,540,000	3.025	07/09/2040	3,578,759	3,602,233
Takeda Pharmaceutical	Sr Unsecured 07/50 3.175		2,360,000	3.175	07/09/2050	2,330,495	2,378,880
Talen Energy Supply Llc	Company Guar 06/25 6.5		1,186,000	6.500	06/01/2025	1,009,190	471,933
Tampa Electric Co	Sr Unsecured 03/51 3.45		250,000	3.450	03/15/2051	254,420	272,965
Tampa Electric Co	Sr Unsecured 05/44 4.35		250,000	4.350	05/15/2044	303,648	298,438
Tampa Electric Co	Sr Unsecured 06/48 4.3		375,000	4.300	06/15/2048	373,474	458,303
Tampa Electric Co	Sr Unsecured 06/50 3.625		400,000	3.625	06/15/2050	401,552	444,332
Tank Holding Corp	2020 Incremental Term Loan B		190,167	1.000	03/26/2026	187,320	191,059
Tank Holding Corp	2020 Term Loan		441,000	1.000	03/26/2026	442,543	438,107
Targa Resources Partners	Company Guar 02/31 4.875		247,000	4.875	02/01/2031	261,536	268,230
Taseko Mines Ltd	Sr Secured 144A 02/26 7		309,000	7.000	02/15/2026	320,073	321,360
Teachers Insur + Annuity	Subordinated 144A 05/47 4.27		475,000	4.270	05/15/2047	467,709	573,719
Teachers Insur + Annuity	Subordinated 144A 09/44 4.9		470,000	4.900	09/15/2044	520,450	603,358
Team Health Holdings Inc	Company Guar 144A 02/25 6.375		284,000	6.375	02/01/2025	259,682	265,679
Telecom Italia Capital	Company Guar 06/38 7.721		575,000	7.721	06/04/2038	574,976	675,786
Telenet Financing Usd Llc	2020 Usd Term Loan Ar		850,000	1.000	04/30/2028	847,875	836,294
Tempur Sealy Intl Inc	Company Guar 144A 10/31 3.875		274,000	3.875	10/15/2031	272,716	274,518
Tencent Holdings Ltd	Sr Unsecured Regs 01/28 3.595		800,000	3.595	01/19/2028	858,784	849,192
Tencent Holdings Ltd	Sr Unsecured Regs 06/30 2.39		1,200,000	2.390	06/03/2030	1,252,920	1,175,700
Teneo Holdings Llc	Term Loan		303,259	1.000	07/11/2025	292,619	304,523
Tenet Healthcare Corp	Company Guar 144A 10/28 6.125		799,000	6.125	10/01/2028	799,000	843,912
Tenneco Inc	Company Guar 07/26 5		59,000	5.000	07/15/2026	43,354	51,901
Tenneco Inc	Sr Secured 144A 04/29 5.125		282,000	5.125	04/15/2029	282,000	275,655
Tennessee Gas Pipeline	Company Guar 06/32 8.375		2,095,000	8.375	06/15/2032	2,876,594	2,998,553
Terraform Power Operatin	Company Guar 144A 01/30 4.75		683,000	4.750	01/15/2030	696,543	716,037
Tesla Inc	Sr Unsecured 05/24 2		45,000	2.000	05/15/2024	573,138	765,734
Texas Capital Bancshares	Subordinated 05/31 Var		786,000	1.000	05/06/2031	786,000	812,237
Texas Health Resources	Secured 11/55 4.33		165,000	4.330	11/15/2055	206,159	220,483
Texas Health Resources	Secured 11/55 4.33		500,000	4.330	11/15/2055	505,940	668,130
Texas Instruments Inc	Sr Unsecured 03/39 3.875		250,000	3.875	03/15/2039	276,183	295,420
Texas Instruments Inc	Sr Unsecured 05/48 4.15		680,000	4.150	05/15/2048	832,822	848,300
Tgp Holdings Iii Llc	2021 Delayed Draw Term Loan		35,714	1.000	06/29/2028	35,536	35,610
Tgp Holdings Iii Llc	2021 Term Loan		270,857	1.000	06/29/2028	269,508	270,066
The Enterprise Devlopmt	Athrty Term Loan B		263,706	1.000	02/28/2028	262,394	263,817
The Ultimate Sw Grp Inc	2021 2Nd Lien Term Loan		126,276	1.000	05/03/2027	126,276	127,039
Tianqi Finco Co Ltd	Company Guar Regs 11/22 3.75		281,000	3.750	11/28/2022	266,950	265,604
Tibco Software Inc	2020 Term Loan B		317,170	1.000	06/30/2026	317,173	315,188
Tibco Software Inc	2021 Term Loan B2		550,000	1.000	06/30/2026	539,000	545,531
Time Warner Cable Llc	Sr Secured 05/37 6.55		1,160,000	6.550	05/01/2037	1,440,355	1,517,593
Time Warner Cable Llc	Sr Secured 06/39 6.75		300,000	6.750	06/15/2039	349,167	408,732
Time Warner Cable Llc	Sr Secured 06/39 6.75		980,000	6.750	06/15/2039	1,326,522	1,335,191
Time Warner Cable Llc	Sr Secured 07/38 7.3		850,000	7.300	07/01/2038	930,130	1,203,014
Time Warner Cable Llc	Sr Secured 07/38 7.3		5,373,000	7.300	07/01/2038	6,970,663	7,604,461
Time Warner Entertainmen	Sr Secured 07/33 8.375		1,870,000	8.375	07/15/2033	2,471,957	2,722,757
Titan Acquisitionco Nz Ltd	2021 Usd Term Loan		400,000	1.000	10/18/2028	399,005	399,666
Tk Elevator Holdco Gmbh	Company Guar 144A 07/28 7.625		202,000	7.625	07/15/2028	205,494	216,393
Tk Elevator Us Newco Inc	Sr Secured 144A 07/27 5.25		313,000	5.250	07/15/2027	313,000	329,041
Tms International Corp	Sr Unsecured 144A 04/29 6.25		268,000	6.250	04/15/2029	272,989	266,660
Toledo Edison Company	Sr Secured 05/37 6.15		1,260,000	6.150	05/15/2037	1,531,902	1,726,011
Toledo Hospital/The	Secured 11/28 5.325		687,000	5.325	11/15/2028	687,000	768,307
Toledo Hospital/The	Sr Secured 11/38 5.75		200,000	5.750	11/15/2038	238,074	233,384

(a)	(b)	(c)				(d)	(e)
	Identity of issue, borrower, lessor or similar party	Description of Investment Including Maturity Date, Rate of Interest, Collateral, Par or Maturity Value					
		Type	Shares/ Principal	Interest Rate	Maturity Date	Cost	Current Value
		Corporate obligations (continued):					
	Toll Bros Finance Corp Company Guar 02/28 4.35		630,000	4.350 %	02/15/2028	$ 628,978	$ 689,850
	Torrid Llc 2021 Term Loan B		495,977	1.000	05/19/2028	491,027	500,317
	Totalenergies Cap Intl Company Guar 05/50 3.127		1,500,000	3.127	05/29/2050	1,553,488	1,537,545
	Totalenergies Cap Intl Company Guar 07/49 3.461		500,000	3.461	07/12/2049	498,510	540,145
	Towd Point Mortgage Trust Tpmt 2019 4 A1 144A		232,852	1.000	10/25/2059	235,109	237,331
	Towd Point Mortgage Trust Tpmt 2019 Mh1 A1 144A		202,867	1.000	11/25/2058	204,159	205,200
	Trader Interactive Llc 2021 Term Loan B		250,000	1.000	07/28/2028	248,755	249,688
	Trans Union Llc 2019 Term Loan B5		576,119	1.000	11/16/2026	581,642	571,078
	Transact Holdings, Inc. Term Loan B		607,376	1.000	04/30/2026	579,721	604,491
	Transcanada Trust Company Guar 03/77 Var		1,550,000	1.000	03/15/2077	1,541,875	1,602,313
	Transcanada Trust Company Guar 05/75 Var		123,000	1.000	05/20/2075	123,768	124,294
	Transcanada Trust Company Guar 08/76 Var		450,000	1.000	08/15/2076	343,688	491,625
	Transcanada Trust Company Guar 09/79 Var		550,000	1.000	09/15/2079	550,000	587,125
	Transdigm Inc 2020 Term Loan F		937,571	1.000	12/09/2025	936,206	926,029
	Transdigm Inc Company Guar 01/29 4.625		379,000	4.625	01/15/2029	376,655	377,742
	Transdigm Inc Company Guar 11/27 5.5		670,000	5.500	11/15/2027	659,461	690,100
	Transjamaican Highway Sr Secured 144A 10/36 5.75		408,461	5.750	10/10/2036	416,162	407,236
	Transmontaigne Operating Co Term Loan B		500,000	1.000	11/17/2028	497,505	502,813
	Transocean Guardian Ltd Sr Secured 144A 01/24 5.875		308,870	5.875	01/15/2024	266,009	292,654
	Transunion Llc 2021 Term Loan B6		300,000	1.000	12/01/2028	299,254	299,625
	Travel + Leisure Co Sr Secured 144A 07/26 6.625		403,000	6.625	07/31/2026	403,000	446,863
	Travelers Cos Inc Sr Unsecured 03/49 4.1		500,000	4.100	03/04/2049	559,760	604,815
	Travelers Cos Inc Sr Unsecured 05/46 3.75		500,000	3.750	05/15/2046	561,905	573,915
	Travelers Cos Inc Sr Unsecured 11/40 5.35		1,150,000	5.350	11/01/2040	1,521,011	1,557,974
	Travelers Ppty Casualty Company Guar 03/33 6.375		250,000	6.375	03/15/2033	346,873	347,643
	Tri Pointe Homes Inc Company Guar 06/27 5.25		363,000	5.250	06/01/2027	349,485	389,771
	Tri Pointe Homes Inc Company Guar 06/28 5.7		330,000	5.700	06/15/2028	332,538	363,000
	Tricorbraun Holdings Inc 2021 Delayed Draw Term Loan		104,275	1.000	03/03/2028	104,263	103,648
	Tricorbraun Holdings Inc. 2021 Term Loan		447,883	1.000	03/03/2028	445,643	445,269
	Trimble Inc Sr Unsecured 06/23 4.15		177,000	4.150	06/15/2023	177,972	183,447
	Trinity Health Corp Secured 12/45 4.125		450,000	4.125	12/01/2045	503,249	544,626
	Trinseo Op / Trinseo Fin Company Guar 144A 04/29 5.125		395,000	5.125	04/01/2029	395,000	402,900
	Triton Water Holdings In Sr Unsecured 144A 04/29 6.25		547,000	6.250	04/01/2029	547,653	524,628
	Triton Water Holdings, Inc. Term Loan		1,194,269	1.000	03/31/2028	1,190,310	1,183,072
	Triumph Group Inc Company Guar 08/25 7.75		389,000	7.750	08/15/2025	369,431	386,083
	Truck Hero Inc 2021 Term Loan B		496,250	1.000	01/31/2028	496,255	494,585
	Trustees Of Boston Coll Unsecured 07/52 3.129		160,000	3.129	07/01/2052	160,000	171,880
	Trustees Princeton Univ Unsecured 07/50 2.516		600,000	2.516	07/01/2050	618,988	599,436
	Tsmc Arizona Corp Company Guar 10/31 2.5		1,620,000	2.500	10/25/2031	1,621,599	1,640,606
	Tsmc Arizona Corp Company Guar 10/41 3.125		1,815,000	3.125	10/25/2041	1,822,237	1,890,667
	Tsmc Arizona Corp Company Guar 10/41 3.125		500,000	3.125	10/25/2041	517,565	520,845
	Tsmc Arizona Corp Company Guar 10/51 3.25		500,000	3.250	10/25/2051	527,500	526,645
	Ttf Holdings Llc Term Loan		186,500	1.000	03/31/2028	185,106	186,966
	Ttm Technologies Inc Company Guar 144A 03/29 4		292,000	4.000	03/01/2029	290,695	290,175
	Tucson Electric Power Co Sr Unsecured 05/51 3.25		115,000	3.250	05/01/2051	114,020	117,923
	Tucson Electric Power Co Sr Unsecured 06/50 4		95,000	4.000	06/15/2050	94,181	109,374
	Tullow Oil Plc Sr Secured 144A 05/26 10.25		343,000	10.25	05/15/2026	349,018	346,564
	Turning Point Brands Inc Sr Secured 144A 02/26 5.625		257,000	5.625	02/15/2026	257,000	257,643
	Twdc Enterprises 18 Corp Company Guar 07/46 3		330,000	3.000	07/30/2046	331,767	338,692
	Twilio Inc Company Guar 03/29 3.625		597,000	3.625	03/15/2029	606,381	602,272
	Twilio Inc Company Guar 03/31 3.875		767,000	3.875	03/15/2031	778,111	774,440
	Uber Technologies Inc Company Guar 144A 01/28 6.25		247,000	6.250	01/15/2028	247,000	265,155
	Uber Technologies Inc Company Guar 144A 08/29 4.5		593,000	4.500	08/15/2029	595,882	603,876
	Ubs Ag Subordinated Regs 05/24 5.125		800,000	5.125	05/15/2024	803,000	856,000
	Ubs Ag London Sr Unsecured 144A 04/22 1.75		1,875,000	1.750	04/21/2022	1,872,544	1,880,888
	Ubs Ag Stamford Ct Subordinated 08/22 7.625		800,000	7.625	08/17/2022	879,000	830,896
	Ulker Biskuvi Sanayi As Sr Unsecured 144A 10/25 6.95		687,000	6.950	10/30/2025	698,590	646,467
	Unicredit Spa Sr Unsecured Regs 07/27 Var		500,000	1.000	07/22/2027	617,852	600,460
	Unicredit Spa Subordinated 144A 04/34 Var		1,250,000	1.000	04/02/2034	1,425,625	1,497,538
	Unifrax Escrow Iss Corp Sr Secured 144A 09/28 5.25		305,000	5.250	09/30/2028	305,000	308,279
	Unifrax Escrow Iss Corp Sr Unsecured 144A 09/29 7.5		394,000	7.500	09/30/2029	400,232	397,940
	Unilever Capital Corp Company Guar 08/51 2.625		400,000	2.625	08/12/2051	394,832	395,476
	Unilever Capital Corp Company Guar 11/32 5.9		250,000	5.900	11/15/2032	339,178	336,098

(a)	(b)	(c) Description of Investment Including Maturity Date, Rate of Interest, Collateral, Par or Maturity Value				(d)	(e)
Identity of issue, borrower, lessor or similar party		Type	Shares/ Principal	Interest Rate	Maturity Date	Cost	Current Value
		Corporate obligations (continued):					
Union Electric Co	1St Mortgage 03/32 2.15		200,000	2.150 %	03/15/2032	$ 199,782	$ 196,288
Union Electric Co	1St Mortgage 04/48 4		261,000	4.000	04/01/2048	325,960	308,572
Union Electric Co	Sr Secured 04/45 3.65		750,000	3.650	04/15/2045	776,633	832,920
Union Electric Co	Sr Secured 09/42 3.9		500,000	3.900	09/15/2042	567,875	564,485
Union Pacific Corp	Sr Unsecured 02/50 3.25		1,000,000	3.250	02/05/2050	1,050,100	1,071,770
Union Pacific Corp	Sr Unsecured 02/50 3.25		950,000	3.250	02/05/2050	897,285	1,018,182
Union Pacific Corp	Sr Unsecured 03/52 2.95		1,180,000	2.950	03/10/2052	1,182,134	1,193,936
Union Pacific Corp	Sr Unsecured 05/41 3.2		1,500,000	3.200	05/20/2041	1,590,855	1,596,900
Union Pacific Corp	Sr Unsecured 05/61 3.55		1,000,000	3.550	05/20/2061	1,087,880	1,103,970
Union Pacific Corp	Sr Unsecured 09/67 4.1		500,000	4.100	09/15/2067	591,345	607,210
United Air 2019 2 Aa Ptt	Pass Thru Ce 11/33 2.7		233,895	2.700	11/01/2033	233,895	231,853
United Airlines, Inc.	2021 Term Loan B		285,230	1.000	04/21/2028	283,808	286,898
United Parcel Service	Sr Unsecured 01/38 6.2		900,000	6.200	01/15/2038	1,246,490	1,298,736
United Parcel Service	Sr Unsecured 03/49 4.25		500,000	4.250	03/15/2049	568,442	639,845
United Parcel Service	Sr Unsecured 04/50 5.3		1,000,000	5.300	04/01/2050	1,400,178	1,477,230
United Rentals North Am	Company Guar 07/30 4		181,000	4.000	07/15/2030	155,240	185,978
United States Steel Corp	Sr Unsecured 06/37 6.65		18,000	6.650	06/01/2037	17,253	16,814
Unitedhealth Group Inc	Sr Unsecured 01/47 4.2		1,000,000	4.200	01/15/2047	1,239,280	1,213,830
Unitedhealth Group Inc	Sr Unsecured 02/38 6.875		500,000	6.875	02/15/2038	734,905	766,575
Unitedhealth Group Inc	Sr Unsecured 05/40 2.75		150,000	2.750	05/15/2040	145,626	152,277
Unitedhealth Group Inc	Sr Unsecured 05/41 3.05		1,165,000	3.050	05/15/2041	1,159,991	1,219,312
Unitedhealth Group Inc	Sr Unsecured 05/41 3.05		400,000	3.050	05/15/2041	398,280	418,648
Unitedhealth Group Inc	Sr Unsecured 05/51 3.25		350,000	3.250	05/15/2051	347,743	378,641
Unitedhealth Group Inc	Sr Unsecured 05/51 3.25		500,000	3.250	05/15/2051	513,335	540,915
Unitedhealth Group Inc	Sr Unsecured 06/48 4.25		655,000	4.250	06/15/2048	851,480	811,355
Unitedhealth Group Inc	Sr Unsecured 06/48 4.25		500,000	4.250	06/15/2048	579,665	619,355
Unitedhealth Group Inc	Sr Unsecured 07/45 4.75		1,020,000	4.750	07/15/2045	1,277,611	1,335,251
Unitedhealth Group Inc	Sr Unsecured 07/45 4.75		750,000	4.750	07/15/2045	975,283	981,803
Unitedhealth Group Inc	Sr Unsecured 08/39 3.5		2,250,000	3.500	08/15/2039	2,374,609	2,494,778
Unitedhealth Group Inc	Sr Unsecured 08/49 3.7		1,000,000	3.700	08/15/2049	1,007,520	1,150,700
Unitedhealth Group Inc	Sr Unsecured 08/59 3.875		1,050,000	3.875	08/15/2059	1,108,084	1,256,577
Unitedhealth Group Inc	Sr Unsecured 10/42 3.95		670,000	3.950	10/15/2042	829,735	780,919
Unitedhealth Group Inc	Sr Unsecured 11/37 6.625		2,190,000	6.625	11/15/2037	2,972,913	3,277,664
Unitedhealth Group Inc	Sr Unsecured 12/48 4.45		500,000	4.450	12/15/2048	586,605	638,075
Unity Software Inc	Sr Unsecured 144A 11/26 0.000		304,000	0.010	11/15/2026	275,672	277,400
Unitypoint Health	Unsecured 02/50 3.665		200,000	3.665	02/15/2050	200,000	232,922
Univ Southern Califoria	Sr Unsecured 10/50 2.805		150,000	2.805	10/01/2050	150,000	152,084
Univ Southern Califoria	Sr Unsecured 10/51 2.945		200,000	2.945	10/01/2051	200,000	207,238
Univ Southern Califoria	Unsecured 10/39 3.028		500,000	3.028	10/01/2039	513,613	530,435
Univ Southern Califoria	Unsecured 10/47 3.841		170,000	3.841	10/01/2047	167,331	200,654
Univar Solutions Usa Inc.	Term Loan B6		149,250	1.000	06/03/2028	148,511	148,970
University Of Chicago	Unsecured 04/45 2.761		80,000	2.761	04/01/2045	80,000	81,000
University Of Chicago	Unsecured 04/50 2.547		385,000	2.547	04/01/2050	388,032	375,633
University Of Chicago	Unsecured 10/52 3		65,000	3.000	10/01/2052	65,000	67,810
University Of Chicago	Unsecured 10/53 4.003		495,000	4.003	10/01/2053	495,000	613,206
University Of Pennsylvan	Sr Unsecured 02/19 3.61		200,000	3.610	02/15/2119	239,122	230,246
University Of Pennsylvan	Sr Unsecured 09/12 4.674		185,000	4.674	09/01/2112	190,620	281,476
University Of Pennsylvan	Unsecured 10/50 2.396		180,000	2.396	10/01/2050	180,000	171,637
Unp Rr Co 2006 Pass Trst	Pass Thru Ce 07/30 5.866		253,899	5.866	07/02/2030	254,510	290,376
Upland Software Inc	2019 Term Loan		671,917	1.000	08/06/2026	671,662	671,329
Upstream Rehabilition Inc	2021 Term Loan		99,500	1.000	11/20/2026	99,258	99,764
Urban One Inc	Sr Secured 144A 02/28 7.375		254,000	7.375	02/01/2028	261,587	261,620
Us Acute Care Solutions	Sr Secured 144A 03/26 6.375		290,000	6.375	03/01/2026	292,646	303,775
Us Farathane Llc	2021 Term Loan B		387,437	1.000	12/23/2024	385,765	362,900
Usa Com Part/Usa Com Fin	Company Guar 09/27 6.875		288,000	6.875	09/01/2027	292,886	304,200
Usi Inc	Incremental Term Loan B		636,422	1.000	05/16/2024	633,611	632,276
Usic Holdings Inc	2021 2Nd Lien Term Loan		339,400	1.000	05/14/2029	341,368	342,879
Usic Holdings, Inc.	2021 Term Loan		349,125	1.000	05/12/2028	347,385	349,125
Valcour Packaging Llc	2021 1St Lien Term Loan		250,000	1.000	10/04/2028	248,756	250,000
Vale Canada Ltd	Sr Unsecured 09/32 7.2		870,000	7.200	09/15/2032	1,026,600	1,104,900
Vale Overseas Limited	Company Guar 11/36 6.875		2,575,000	6.875	11/21/2036	3,224,920	3,421,557
Vale Overseas Limited	Company Guar 11/39 6.875		900,000	6.875	11/10/2039	1,122,216	1,208,259
Vale Sa	Sr Unsecured 09/42 5.625		1,570,000	5.625	09/11/2042	1,778,468	1,870,278

(a)	(b)	(c) Description of Investment Including Maturity Date, Rate of Interest, Collateral, Par or Maturity Value				(d)	(e)
	Identity of issue, borrower, lessor or similar party	Type	Shares/ Principal	Interest Rate	Maturity Date	Cost	Current Value
		Corporate obligations (continued):					
	Valero Energy Corp	Sr Unsecured 04/25 2.85	145,000	2.850 %	04/15/2025	$ 144,893	$ 150,201
	Valero Energy Corp	Sr Unsecured 12/51 3.65	1,865,000	3.650	12/01/2051	1,848,598	1,853,027
	Valero Energy Partners	Company Guar 03/28 4.5	800,000	4.500	03/15/2028	792,624	882,080
	Validus Holdings Ltd	Company Guar 01/40 8.875	2,420,000	8.875	01/26/2040	3,511,370	4,000,792
	Valkyr Purchaser Llc	Term Loan B	397,000	1.000	11/05/2027	393,035	397,496
	Valvoline Inc	Company Guar 144A 02/30 4.25	279,000	4.250	02/15/2030	285,975	284,641
	Valvoline Inc	Sr Unsecured 144A 06/31 3.625	122,000	3.625	06/15/2031	117,462	118,133
	Vector Wp Holdco Inc	Term Loan B	200,000	1.000	10/12/2028	197,005	199,000
	Vedanta Resources	Company Guar 144A 03/25 8.95	625,000	8.950	03/11/2025	627,500	609,375
	Ventas Realty Lp	Company Guar 01/26 4.125	1,075,000	4.125	01/15/2026	1,064,616	1,169,718
	Venture Global Calcasieu	Sr Secured 144A 08/29 3.875	271,000	3.875	08/15/2029	271,000	281,163
	Venture Global Calcasieu	Sr Secured 144A 08/31 4.125	271,000	4.125	08/15/2031	271,000	287,260
	Verizon Communications	Sr Unsecured 01/36 4.272	1,245,000	4.272	01/15/2036	1,504,159	1,460,373
	Verizon Communications	Sr Unsecured 03/37 5.25	10,145,000	5.250	03/16/2037	11,191,632	13,183,022
	Verizon Communications	Sr Unsecured 03/39 4.812	1,190,000	4.812	03/15/2039	1,518,184	1,491,998
	Verizon Communications	Sr Unsecured 08/46 4.125	235,000	4.125	08/15/2046	207,289	272,532
	Verizon Communications	Sr Unsecured 08/46 4.862	3,215,000	4.862	08/21/2046	3,921,428	4,137,801
	Verizon Communications	Sr Unsecured 08/46 4.862	275,000	4.862	08/21/2046	284,105	353,933
	Verizon Communications	Sr Unsecured 10/56 2.987	1,619,000	2.987	10/30/2056	1,668,613	1,532,529
	Verizon Communications	Sr Unsecured 11/50 2.875	1,460,000	2.875	11/20/2050	1,456,204	1,385,379
	Verizon Communications	Sr Unsecured 12/29 4.016	605,000	4.016	12/03/2029	614,299	678,266
	Vertical Us Newco Inc	Term Loan B	246,891	1.000	07/30/2027	246,891	247,371
	Vertiv Group Corporation	Sr Secured 144A 11/28 4.125	632,000	4.125	11/15/2028	632,000	638,320
	Viatris Inc	Company Guar 06/40 3.85	500,000	3.850	06/22/2040	504,520	529,540
	Viavi Solutions Inc	Company Guar 144A 10/29 3.75	409,000	3.750	10/01/2029	405,948	408,980
	Vici Properties / Note	Company Guar 144A 08/30 4.125	289,000	4.125	08/15/2030	296,669	305,618
	Victoria S Secret + Co	Company Guar 144A 07/29 4.625	385,000	4.625	07/15/2029	385,000	393,663
	Victors Merger Corp	Sr Unsecured 144A 05/29 6.375	621,000	6.375	05/15/2029	612,439	583,381
	Viper Energy Partners Lp	Company Guar 144A 11/27 5.375	367,000	5.375	11/01/2027	361,676	378,928
	Virgin Media Bristol Llc	Term Loan N	818,542	1.000	01/31/2028	816,501	812,235
	Virgin Media Secured Fin	Sr Secured 144A 05/29 5.5	717,000	5.500	05/15/2029	755,328	757,073
	Virginia Elec + Power Co	Sr Unsecured 01/43 4	500,000	4.000	01/15/2043	571,415	574,545
	Virginia Elec + Power Co	Sr Unsecured 02/44 4.45	500,000	4.450	02/15/2044	592,655	610,340
	Virginia Elec + Power Co	Sr Unsecured 05/45 4.2	250,000	4.200	05/15/2045	277,228	295,743
	Virginia Elec + Power Co	Sr Unsecured 08/43 4.65	535,000	4.650	08/15/2043	625,533	670,178
	Virginia Elec + Power Co	Sr Unsecured 09/47 3.8	500,000	3.800	09/15/2047	601,905	564,895
	Virginia Elec + Power Co	Sr Unsecured 11/37 6.35	560,000	6.350	11/30/2037	742,139	796,152
	Virginia Elec + Power Co	Sr Unsecured 11/38 8.875	500,000	8.875	11/15/2038	838,505	881,725
	Virginia Elec + Power Co	Sr Unsecured 11/51 2.95	200,000	2.950	11/15/2051	199,566	200,728
	Virginia Elec + Power Co	Sr Unsecured 12/48 4.6	500,000	4.600	12/01/2048	610,103	637,850
	Virginia Elec + Power Co	Sr Unsecured 12/48 4.6	590,000	4.600	12/01/2048	587,210	752,663
	Virginia Elec + Power Co	Sr Unsecured 12/50 2.45	410,000	2.450	12/15/2050	403,473	377,708
	Visa Inc	Sr Unsecured 04/40 2.7	190,000	2.700	04/15/2040	194,298	194,148
	Visa Inc	Sr Unsecured 08/50 2	250,000	2.000	08/15/2050	247,320	218,945
	Visa Inc	Sr Unsecured 09/47 3.65	500,000	3.650	09/15/2047	572,550	581,870
	Visa Inc	Sr Unsecured 12/35 4.15	1,000,000	4.150	12/14/2035	1,220,308	1,196,730
	Visa Inc	Sr Unsecured 12/45 4.3	1,250,000	4.300	12/14/2045	1,495,213	1,572,963
	Vista Outdoor Inc	Company Guar 144A 03/29 4.5	528,000	4.500	03/15/2029	529,333	531,300
	Vistajet Malta/Xo Mgmt	Sr Unsecured 144A 06/24 10.5	275,000	10.50	06/01/2024	271,233	294,250
	Vmed O2 Uk Finan	Sr Secured 144A 07/31 4.75	404,000	4.750	07/15/2031	401,475	409,050
	Vmware Inc	Sr Unsecured 05/27 4.65	600,000	4.650	05/15/2027	668,748	674,772
	Vodafone Group Plc	Jr Subordina 04/79 Var	1,250,000	1.000	04/04/2079	1,250,000	1,511,850
	Vt Topco, Inc.	2021 Delayed Draw Term Loan	59,574	1.000	08/01/2025	59,574	59,587
	Vt Topco, Inc.	2021 Incremental Term Loan	339,574	1.000	08/01/2025	337,676	339,646
	Vt Topco, Inc.	First Lien	562,868	1.000	08/01/2025	459,855	559,350
	Wabash National Corp	Company Guar 144A 10/28 4.5	699,000	4.500	10/15/2028	686,340	705,990
	Walmart Inc	Sr Unsecured 06/38 3.95	1,000,000	3.950	06/28/2038	1,209,230	1,192,600
	Walmart Inc	Sr Unsecured 09/41 2.5	1,695,000	2.500	09/22/2041	1,688,729	1,708,933
	Walmart Inc	Sr Unsecured 09/51 2.65	1,135,000	2.650	09/22/2051	1,133,706	1,160,481
	Walt Disney Company/The	Company Guar 01/51 3.6	1,050,000	3.600	01/13/2051	1,185,749	1,187,414
	Walt Disney Company/The	Company Guar 03/40 4.625	1,000,000	4.625	03/23/2040	1,260,078	1,243,000
	Walt Disney Company/The	Company Guar 03/50 4.7	1,000,000	4.700	03/23/2050	1,333,418	1,319,280
	Walt Disney Company/The	Company Guar 05/60 3.8	455,000	3.800	05/13/2060	512,859	527,099

(a)	(b)	(c)				(d)	(e)
	Identity of issue, borrower, lessor or similar party	Description of Investment Including Maturity Date, Rate of Interest, Collateral, Par or Maturity Value					
		Type	Shares/ Principal	Interest Rate	Maturity Date	Cost	Current Value
		Corporate obligations (continued):					
	Walt Disney Company/The	Company Guar 09/44 4.75	1,500,000	4.750 %	09/15/2044	$ 1,881,945	$ 1,919,955
	Walt Disney Company/The	Company Guar 09/49 2.75	300,000	2.750	09/01/2049	288,708	290,265
	Walt Disney Company/The	Company Guar 10/43 5.4	500,000	5.400	10/01/2043	693,115	693,245
	Walt Disney Company/The	Company Guar 12/34 6.2	500,000	6.200	12/15/2034	713,155	698,235
	Walt Disney Company/The	Company Guar 12/35 6.4	2,210,000	6.400	12/15/2035	3,301,579	3,162,643
	Walt Disney Company/The	Company Guar 12/35 6.4	800,000	6.400	12/15/2035	1,115,289	1,144,848
	Warrior Met Coal Inc	Sr Secured 144A 12/28 7.875	296,000	7.875	12/01/2028	294,055	303,400
	Washington Gas Light Co	Sr Unsecured 09/49 3.65	450,000	3.650	09/15/2049	464,835	502,974
	Washington Prime Group Lp	2021 Take Back Exit Term Loan	412,166	1.000	06/11/2025	417,062	417,112
	Watco Cos Llc/Finance Co	Sr Unsecured 144A 06/27 6.5	295,000	6.500	06/15/2027	300,193	306,800
	Weatherford Internationa	Company Guar 144A 04/30 8.625	382,000	8.625	04/30/2030	395,685	396,573
	Weatherford Internationa	Sr Secured 144A 09/28 6.5	442,000	6.500	09/15/2028	442,000	467,680
	Weekley Homes Llc/ Finan	Sr Unsecured 144A 09/28 4.875	285,000	4.875	09/15/2028	285,262	293,550
	Wells Fargo + Company	Jr Subordina 11/29 7.95	845,000	7.950	11/15/2029	1,082,073	1,159,982
	Wells Fargo + Company	Jr Subordina 12/86 5.95	1,498,000	5.950	12/01/2086	1,811,718	2,013,132
	Wells Fargo + Company	Sr Unsecured 01/29 4.15	2,010,000	4.150	01/24/2029	2,031,673	2,250,014
	Wells Fargo + Company	Sr Unsecured 04/41 Var	2,795,000	1.000	04/30/2041	2,795,000	2,866,356
	Wells Fargo + Company	Sr Unsecured 04/41 Var	1,500,000	1.000	04/30/2041	1,479,986	1,538,295
	Wells Fargo + Company	Sr Unsecured 04/41 Var	925,000	1.000	04/30/2041	925,000	948,615
	Wells Fargo + Company	Sr Unsecured 04/51 Var	925,000	1.000	04/04/2051	925,000	1,263,115
	Wells Fargo + Company	Sr Unsecured 04/51 Var	2,125,000	1.000	04/04/2051	2,641,595	2,901,751
	Wells Fargo + Company	Sr Unsecured 04/51 Var	290,000	1.000	04/04/2051	402,091	396,004
	Wells Fargo + Company	Sr Unsecured 05/45 3.9	800,000	3.900	05/01/2045	866,360	915,200
	Wells Fargo + Company	Subordinated 01/44 5.606	675,000	5.606	01/15/2044	723,020	913,383
	Wells Fargo + Company	Subordinated 01/44 5.606	2,300,000	5.606	01/15/2044	2,984,118	3,112,268
	Wells Fargo + Company	Subordinated 06/46 4.4	500,000	4.400	06/14/2046	564,630	592,575
	Wells Fargo + Company	Subordinated 07/27 4.3	1,125,000	4.300	07/22/2027	1,129,392	1,253,396
	Wells Fargo + Company	Subordinated 08/35 5.5	250,000	5.500	08/01/2035	310,343	316,980
	Wells Fargo + Company	Subordinated 11/43 5.375	250,000	5.375	11/02/2043	318,510	330,423
	Wells Fargo + Company	Subordinated 11/45 4.9	1,000,000	4.900	11/17/2045	1,168,950	1,257,540
	Wells Fargo + Company	Subordinated 12/46 4.75	500,000	4.750	12/07/2046	595,023	624,025
	Wells Fargo Bank Na	Subordinated 01/38 6.6	1,435,000	6.600	01/15/2038	2,115,254	2,083,505
	Wells Fargo Bank Na	Subordinated 01/38 6.6	500,000	6.600	01/15/2038	711,000	725,960
	Wells Fargo Bank Na	Subordinated 02/37 5.85	340,000	5.850	02/01/2037	399,915	455,206
	Wells Fargo Bank Na	Subordinated 02/37 5.85	250,000	5.850	02/01/2037	335,305	334,710
	Wells Fargo Commercial Mortgag	Wfcm 2016 Lc24 A3	1,300,000	2.684	10/15/2049	1,208,543	1,333,915
	West Va Health Sys Obl	Secured 06/50 3.129	200,000	3.129	06/01/2050	200,000	196,708
	Western Digital Corp	Company Guar 02/26 4.75	237,000	4.750	02/15/2026	239,333	259,145
	Western Midstream Operat	Sr Unsecured 02/30 4.55	495,000	4.550	02/01/2030	477,736	544,025
	Western Midstream Operat	Sr Unsecured 02/50 5.75	225,000	5.750	02/01/2050	254,602	266,065
	Westlake Corp	Sr Unsecured 08/61 3.375	210,000	3.375	08/15/2061	203,536	200,321
	Westpac Banking Corp	Subordinated 11/35 Var	485,000	1.000	11/15/2035	485,000	472,463
	Westpac Banking Corp	Subordinated 11/41 3.133	1,370,000	3.133	11/18/2041	1,370,000	1,357,810
	Wex, Inc.	2021 Term Loan	347,375	1.000	03/31/2028	345,643	345,999
	White Cap Buyer Llc	Sr Unsecured 144A 10/28 6.875	289,000	6.875	10/15/2028	292,765	301,283
	Williams Companies Inc	Sr Unsecured 09/25 4	1,425,000	4.000	09/15/2025	1,413,151	1,539,456
	Williams Companies Inc	Sr Unsecured 11/43 5.8	2,975,000	5.800	11/15/2043	3,217,459	3,875,652
	Williams Cos Inc	Sr Unsecured 03/32 8.75	2,450,000	8.750	03/15/2032	3,305,222	3,627,960
	Williams Scotsman Intl	Sr Secured 144A 08/28 4.625	217,000	4.625	08/15/2028	217,000	224,053
	Willis Knighton Med Ctr	Secured 03/51 3.065	125,000	3.065	03/01/2051	125,000	122,419
	Willis Knighton Med Ctr	Secured 09/48 4.813	200,000	4.813	09/01/2048	246,562	256,774
	Windstream Escrow Llc	Sr Secured 144A 08/28 7.75	281,000	7.750	08/15/2028	283,149	297,989
	Wisconsin Electric Power	Sr Unsecured 10/48 4.3	250,000	4.300	10/15/2048	285,828	306,795
	Wisconsin Power + Light	Sr Unsecured 04/50 3.65	685,000	3.650	04/01/2050	684,130	767,645
	Wisconsin Power + Light	Sr Unsecured 04/50 3.65	150,000	3.650	04/01/2050	149,810	168,098
	Wisconsin Public Service	Sr Unsecured 09/49 3.3	430,000	3.300	09/01/2049	438,283	457,503
	Wisconsin Public Service	Sr Unsecured 12/42 3.671	50,000	3.671	12/01/2042	57,126	55,501
	Wisconsin Public Service	Sr Unsecured 12/51 2.85	105,000	2.850	12/01/2051	104,810	103,127
	Wmg Acquisition Corp	Sr Secured 144A 02/31 3	436,000	3.000	02/15/2031	425,515	417,470
	Womens Care Enterprises Llc	Term Loan	597,000	1.000	01/15/2028	591,035	596,851
	Wp Cpp Hldgs Llc	Term Loan B 1	429,851	1.000	04/30/2025	417,293	413,194
	Wr Grace Co	2021 Term Loan B	250,000	1.000	09/22/2028	249,380	250,750
	Wrench Group Llc	2019 Term Loan B	447,834	1.000	04/30/2026	445,733	447,834

(a)	(b)	(c) Description of Investment Including Maturity Date, Rate of Interest, Collateral, Par or Maturity Value				(d)	(e)
	Identity of issue, borrower, lessor or similar party	Type	Shares/ Principal	Interest Rate	Maturity Date	Cost	Current Value
		Corporate obligations (continued):					
	Ww Grainger Inc	Sr Unsecured 06/45 4.6	750,000	4.600 %	06/15/2045	$ 851,480	$ 959,685
	Wyeth Llc	Company Guar 02/34 6.5	1,000,000	6.500	02/01/2034	1,394,630	1,427,020
	Xhr Lp	Sr Secured 144A 06/29 4.875	393,000	4.875	06/01/2029	395,909	399,878
	Xpo Cnw Inc	Sr Unsecured 05/34 6.7	500,000	6.700	05/01/2034	493,182	613,985
	Yak Access Llc	Term Loan B	211,250	1.000	07/10/2026	185,259	141,538
	Yale New Haven Hlth Srvc	Secured 07/50 2.496	200,000	2.496	07/01/2050	200,000	184,870
	Yale University	Unsecured 04/50 2.402	250,000	2.402	04/15/2050	250,000	245,868
	Yum Brands Inc	Sr Unsecured 11/43 5.35	280,000	5.350	11/01/2043	269,208	309,624
	Zayo Group Holdings Inc	Usd Term Loan	792,803	1.000	03/09/2027	786,928	783,471
	Zep Inc	2017 1St Lien Term Loan	62,581	1.000	08/12/2024	62,193	61,173
	Zi Tech Llc/Zi Fin Corp	Company Guar 144A 02/29 3.875	262,000	3.875	02/01/2029	260,035	259,747
	Ziggo Finance Partnership Bv	Usd Term Loan I	600,000	1.000	04/30/2028	600,006	594,375
	Zoetis Inc	Sr Unsecured 11/25 4.5	300,000	4.500	11/13/2025	301,680	330,252
		Total corporate obligations				1,736,826,251	1,818,714,642
		Corporate stocks - preferred:					
	Acbl Hldg Corp	Preferred Stock				55,075	66,931
	Citigroup Capital Xiii	Preferred Stock 10/40 Var				2,385,742	2,515,743
	Danieli + Co Rsp	Preferred Stock				81,710	83,892
	Draegerwerk Ag Pref	Preference				36,266	29,216
	Jungheinrich Prfd	Preference				2,449,842	3,312,386
	Jungheinrich Prfd	Preference				115,071	266,722
	Schaeffler Ag Pref	Preference				108,188	115,341
	Sixt Se Prfd	Preference				47,006	51,329
	Sto Se + Co. Kgaa Pref Shrs	Preference				37,862	69,867
	Thermasys	Preferred Stock				43,423	44,032
		Total corporate stocks - preferred				5,360,185	6,555,460
		Corporate stocks - common:					
	1+1 Ag	Common Stock	4,752			151,647	129,803
	77 Bank Ltd/The	Common Stock	5,700			136,720	66,081
	888 Holdings Plc	Common Stock Gbp.005	18,595			83,485	60,588
	888 Holdings Plc	Common Stock Gbp.005	703,354			3,402,331	2,867,500
	A.G. Barr Plc	Common Stock Gbp.04167	5,389			43,599	37,810
	A10 Networks Inc	Common Stock Usd.00001	113,775			1,393,754	1,886,390
	A2A Spa	Common Stock Eur.52	169,816			278,221	332,157
	Aalberts Nv	Common Stock Eur.25	5,395			329,182	357,436
	Aareal Bank Ag	Common Stock	3,788			180,861	123,890
	Abacus Property Group	Reit	54,711			136,618	150,757
	Abc Arbitrage	Common Stock Eur.016	3,753			32,734	30,473
	Abc Mart Inc	Common Stock	3,600			169,307	154,123
	Abcam Plc	Common Stock Gbp.002	98,200			1,892,902	2,305,011
	Abiomed Inc	Common Stock Usd.01	18,207			3,280,832	6,539,408
	Absolute Software Corporatio	Common Stock	61,533			694,673	579,026
	Academedia Ab	Common Stock Sek1.0	9,004			56,261	55,194
	Acbl Hldg Corp	Call Exp 18Aug30	8,172			16,174	-
	Acbl Hldg Corp	Call Exp 27April45	366			10,570	7,320
	Acbl Hldg Corp	Call Exp 27April45	1,362			16,174	37,455
	Acbl Hldg Corp	Call Exp 27April45	637			15,720	21,977
	Acbl Hldg Corp	Call Exp 30 April 2045	3,822			205	615
	Acbl Hldg Corp	Common Stock	348			10,579	6,960
	Accent Group Ltd	Common Stock	37,762			40,932	67,264
	Accuray Inc	Common Stock Usd.001	218,768			845,324	1,043,523
	Acea Spa	Common Stock Eur5.16	4,630			81,411	98,776
	Acerinox Sa	Common Stock Eur.25	17,483			250,657	226,353
	Ackermans + Van Haaren	Common Stock	2,535			408,619	486,329
	Aclara Resources Inc	Common Stock	4,932			6,959	7,121
	Activia Properties Inc	Reit	71			311,946	256,489
	Adastria Co Ltd	Common Stock	2,400			39,127	33,680
	Adbri Ltd	Common Stock	38,600			175,150	79,141
	Addtech Ab B Shares	Common Stock Sek.75	68,204			1,633,546	1,627,160
	Adeka Corp	Common Stock	8,600			157,166	191,709
	Adient Plc	Common Stock Usd.001	58,988			2,857,450	2,824,345

(a)	(b)	(c)			(d)	(e)
	Identity of issue, borrower, lessor or similar party	Description of Investment Including Maturity Date, Rate of Interest, Collateral, Par or Maturity Value				
		Type	Shares/ Principal	Interest Rate	Maturity Date	Cost	Current Value
		Corporate stocks - common (continued):					
	Adler Group Sa	Common Stock	8,223			$ 227,568	$ 101,928
	Adtran Inc	Common Stock Usd.01	76,103			1,024,915	1,737,431
	Adva Optical Networking Se	Common Stock	218,392			3,234,468	3,496,843
	Advan Group Co Ltd	Common Stock	2,500			22,675	21,080
	Advance Residence Investment	Reit	72			194,391	237,593
	Advanced Micro Devices	Common Stock Usd.01	2,088			315,161	300,463
	Aedifica	Reit	3,892			381,715	508,545
	Aeon Financial Service Co Lt	Common Stock	12,100			138,142	130,504
	Aeon Mall Co Ltd	Common Stock	11,200			158,545	159,604
	Aeon Reit Investment Corp	Reit	156			168,802	218,242
	Aercap Holdings Nv	Common Stock Eur.01	14,300			669,559	935,506
	Aet And D Hldgs No 1 Pty Ltd	Common Stock	46,198			690	-
	Agfa Gevaert Nv	Common Stock	15,657			72,253	67,481
	Agl Energy Ltd	Common Stock	71,999			275,437	321,410
	Agrana Beteiligungs Ag	Common Stock	1,336			37,243	26,132
	Ai Holdings Corp	Common Stock	4,200			78,534	70,173
	Aib Group Plc	Common Stock Eur.625	88,625			99,489	215,678
	Aichi Corp	Common Stock	3,400			22,789	23,886
	Aichi Steel Corp	Common Stock	500			19,519	10,816
	Aida Engineering Ltd	Common Stock	4,800			60,155	44,559
	Aims Apac Reit	Reit	61,300			57,045	65,931
	Air France Klm	Common Stock Eur1.0	12			66	74
	Air New Zealand Ltd	Common Stock	24,849			25,556	25,689
	Air Transport Services Group	Common Stock Usd.01	42,047			818,790	1,235,341
	Air Water Inc	Common Stock	19,900			332,639	306,912
	Airport City Ltd	Common Stock Ils.01	4,757			59,240	106,514
	Airtel Africa Plc	Common Stock Usd.5	103,363			120,158	187,180
	Aker Asa A Shares	Common Stock Nok28.	2,831			168,248	264,855
	Aker Solutions Asa	Common Stock Nok1.08	292,492			761,212	775,485
	Aker Solutions Asa	Common Stock Nok1.08	8,386			15,089	22,234
	Akka Technologies	Common Stock Eur1.53	559			30,076	30,704
	Aktia Bank Oyj	Common Stock Npv	6,352			68,045	88,704
	Akwel	Common Stock Eur.8	742			19,881	18,353
	Alamo Group Inc	Common Stock Usd.1	6,024			556,820	886,612
	Alaska Air Group Inc	Common Stock Usd.01	29,762			1,351,329	1,550,600
	Albany Intl Corp Cl A	Common Stock Usd.001	15,279			961,249	1,351,428
	Albertsons Cos Inc Class A	Common Stock Usd.01	8,831			312,550	266,608
	Ald Sa	Common Stock Eur1.5	10,840			181,444	159,515
	Alfresa Holdings Corp	Common Stock	20,400			314,876	271,575
	Allbirds Inc Cl A	Common Stock Usd.0001	95,457			1,467,795	1,439,492
	Allbirds Inc Cl A	Common Stock Usd.0001	12,960			189,623	195,437
	Allegion Plc	Common Stock Usd.01	20,637			2,929,660	2,733,164
	Allegro Microsystems Inc	Common Stock Usd.01	30,695			1,081,505	1,110,545
	Allied Motion Technologies	Common Stock	36,528			927,389	1,332,907
	Allreal Holding Ag Reg	Common Stock Chf50.0	1,556			264,576	344,962
	Alm. Brand A/S	Common Stock Dkk1.0	91,107			164,138	177,471
	Almirall Sa	Common Stock Eur.12	1,857			25,640	23,863
	Alnylam Pharmaceuticals Inc	Common Stock Usd.01	1,399			266,254	237,242
	Alony Hetz Properties + Inv	Common Stock Ils1.0	16,044			161,313	298,621
	Alpen Co Ltd	Common Stock	1,500			36,471	27,823
	Alps Alpine Co Ltd	Common Stock	22,700			267,155	213,881
	Alstria Office Reit Ag	Reit	17,339			264,527	385,091
	Altarea	Reit Eur15.279999999999999	384			88,308	73,188
	Altri Sgps Sa	Common Stock Eur.125	7,674			48,437	48,958
	Altus Group Ltd	Common Stock	42,700			1,957,561	2,399,097
	Alumina Ltd	Common Stock	267,179			308,357	362,281
	Amada Co Ltd	Common Stock	36,900			389,778	364,979
	Ambea Ab	Common Stock Sek.024968	7,585			45,148	50,769
	Amdocs Ltd	Common Stock Gbp.0001	118,875			6,258,489	8,896,605
	America S Car Mart Inc	Common Stock Usd.01	7,455			876,045	763,392
	American Public Education	Common Stock Usd.01	53,474			1,471,030	1,189,797
	Amn Healthcare Services Inc	Common Stock Usd.01	19,366			1,790,894	2,369,043
	Amot Investments Ltd	Common Stock Ils1.0	22,659			129,677	184,044

(a)	(b)	(c) Description of Investment Including Maturity Date, Rate of Interest, Collateral, Par or Maturity Value			(d)	(e)
	Identity of issue, borrower, lessor or similar party	Type	Shares/ Principal	Interest Rate	Maturity Date	Cost	Current Value
		Corporate stocks - common (continued):					
	Amp Ltd	Common Stock	355,406			$ 316,907	$ 260,982
	Angang Steel Co Ltd H	Common Stock Cny1.0	1,291,250			540,863	574,713
	Anges Inc	Common Stock	533			6,650	1,768
	Anima Holding Spa	Common Stock Npv	27,891			213,701	142,412
	Anora Group Oyj	Common Stock Npv	3,026			36,316	37,371
	Ansell Ltd	Common Stock	7,032			159,685	161,099
	Antares Pharma Inc	Common Stock Usd.01	382,697			1,284,452	1,366,228
	Antero Midstream Corp	Common Stock	175,212			1,101,628	1,696,052
	Aoki Holdings Inc	Common Stock	4,500			62,880	24,111
	Aozora Bank Ltd	Common Stock	12,800			234,634	279,887
	Aperam	Common Stock	5,223			219,908	282,962
	Applus Services Sa	Common Stock Eur.1	15,407			172,976	141,656
	Ara Logos Logistics Trust	Reit	121,577			73,711	81,163
	Arad Invt + Indl Dev Ltd	Common Stock Ils1.	378			43,890	55,976
	Arata Corp	Common Stock	1,700			64,640	65,030
	Arb Corp Ltd	Common Stock	33,753			909,738	1,288,602
	Arbonia Ag	Common Stock Chf4.2	1,949			29,854	44,065
	Arbor Realty Trust Inc	Reit Usd.01	105,385			1,509,591	1,930,653
	Arcadis Nv	Common Stock Eur.02	2,718			62,054	130,869
	Arcland Sakamoto Co Ltd	Common Stock	2,900			37,502	41,276
	Arcs Co Ltd	Common Stock	4,900			110,508	90,762
	Arena Reit	Reit	37,611			101,133	134,811
	Argo Blockchain Plc	Common Stock	14,322			26,857	18,972
	Argosy Property Ltd	Mutual Fund	84,772			82,456	92,863
	Arista Networks Inc	Common Stock Usd.0001	2,408			303,068	346,150
	Arko Corp	Common Stock Usd.0001	1			4	4
	Arrow Electronics Inc	Common Stock Usd1.0	26,188			2,942,056	3,516,263
	Aryzta Ag	Common Stock Chf.02	106,152			317,895	132,930
	Asahi Holdings Inc	Common Stock	2,600			36,913	46,285
	Ascendas India Trust	Unit	93,400			96,298	98,378
	Ascopiave Spa	Common Stock Eur1.	9,738			39,032	38,427
	Ascott Residence Trust	Unit	198,609			174,137	151,739
	Ashmore Group Plc	Common Stock Gbp.0001	50,782			272,643	200,155
	Ashtrom Group Ltd	Common Stock	1,267			30,977	34,358
	Asics Corp	Common Stock	94,400			2,269,538	2,090,400
	Asm Pacific Technology	Common Stock Hkd.1	16,900			210,149	182,628
	Asr Nederland Nv	Common Stock Eur.16	45,616			2,084,089	2,100,917
	Asr Nederland Nv	Common Stock Eur.16	14,876			637,395	685,138
	Assura Plc	Reit Gbp.1	291,004			248,631	275,117
	Aston Martin Lagonda Global	Common Stock Gbp.1	4,829			145,464	88,495
	Atea Asa	Common Stock Nok1.0	8,817			146,841	163,976
	Athene Holding Ltd Class A	Common Stock Usd.001	54,577			2,096,999	4,547,901
	Atlas Arteria	Stapled Security	103,528			479,328	520,869
	Atom Corp	Common Stock	6,600			48,964	44,132
	Atos Se	Common Stock Eur1.0	10,696			455,090	454,793
	Atresmedia Corp De Medios De	Common Stock Eur.75	9,958			99,728	37,778
	Atrium Ljungberg Ab B Shs	Common Stock Sek2.5	4,834			104,565	106,623
	Attendo Ab	Common Stock	11,210			55,371	47,669
	Aurelius Equity Opportunitie	Common Stock	3,338			168,847	102,643
	Aurubis Ag	Common Stock	4,927			500,107	493,399
	Aurubis Ag	Common Stock	3,417			239,599	342,185
	Austal Ltd	Common Stock	34,906			67,562	49,488
	Austevoll Seafood Asa	Common Stock Nok.5	9,783			97,529	118,040
	Australian Agricultural Co	Common Stock	32,215			25,523	34,664
	Australian Pharma Indus Ltd	Common Stock	42,128			51,449	52,988
	Auto Trader Group Plc	Common Stock Gbp.01	162,510			1,599,464	1,628,826
	Autobacs Seven Co Ltd	Common Stock	7,200			134,797	87,722
	Autogrill Spa	Common Stock	13,372			84,687	94,980
	Autoneum Holding Ag	Common Stock Chf.05	105			15,825	19,556
	Autozone Inc	Common Stock Usd.01	9,480			7,339,220	19,873,777
	Avacta Group Plc	Common Stock Gbp.1	12			20	105
	Avantor Inc	Common Stock Usd.01	398,405			5,908,992	16,788,787
	Aventus Group	Reit	36,930			60,939	96,660

(a)	(b)	(c)			(d)	(e)
	Identity of issue, borrower, lessor or similar party	Description of Investment Including Maturity Date, Rate of Interest, Collateral, Par or Maturity Value				
		Type	Shares/ Principal	Interest Rate	Maturity Date	Cost	Current Value
		Corporate stocks - common (continued):					
	Avex Inc	Common Stock	3,800			$ 56,728	$ 47,585
	Awa Bank Ltd/The	Common Stock	3,500			114,031	66,015
	Axcelis Technologies Inc	Common Stock Usd.001	22,900			557,969	1,707,424
	Axfood Ab	Common Stock Sek5.0	104,681			2,603,492	3,010,756
	Az. Bgp Holdings	Common Stock	2,998,527			-	-
	Azbil Corp	Common Stock	43,000			2,009,481	1,956,667
	Azenta Inc	Common Stock Usd.01	11,763			1,180,112	1,212,883
	Azimut Holding Spa	Common Stock	5,231			107,224	146,814
	B+S Group Sarl	Common Stock Eur.06	3,149			23,753	25,425
	Babcock Intl Group Plc	Common Stock Gbp.6	28,592			166,332	123,382
	Bachem Holding Ag Reg B	Common Stock Chf.05	2,984			761,798	2,344,887
	Bakkavor Group Plc	Common Stock Gbp.02	17,340			28,750	29,640
	Balchem Corp	Common Stock Usd.0667	6,018			901,286	1,014,635
	Balfour Beatty Plc	Common Stock Gbp.5	70,528			218,620	250,280
	Banca Ifis Spa	Common Stock Eur1.0	2,649			58,222	51,422
	Banca Mediolanum Spa	Common Stock Eur.1	24,265			217,260	239,517
	Banca Monte Dei Paschi Siena	Common Stock	11			27	14
	Banca Popolare Di Sondrio	Common Stock Eur3.	122,709			557,872	516,036
	Banca Popolare Di Sondrio	Common Stock Eur3.	48,808			189,108	205,255
	Banco Bpm Spa	Common Stock Npv	740,409			2,165,991	2,222,861
	Banco Bpm Spa	Common Stock Npv	147,478			398,286	442,760
	Banco Comercial Portugues R	Common Stock	888,537			260,261	142,372
	Banco De Sabadell Sa	Common Stock Eur.125	608,547			266,576	409,549
	Bank Of East Asia Ltd	Common Stock	143,400			240,454	206,005
	Bank Of Georgia Group Plc	Common Stock Gbp.01	4,233			92,480	95,633
	Bank Of Ireland Group Plc	Common Stock Eur1.0	227,785			1,390,096	1,291,559
	Bank Of Ireland Group Plc	Common Stock Eur1.0	104,713			200,631	593,731
	Bank Of Kyoto Ltd/The	Common Stock	6,200			310,217	286,970
	Bank Of Queensland Ltd	Common Stock	69,353			387,971	407,923
	Bank Ozk	Common Stock	28,455			688,833	1,324,011
	Bankinter Sa	Common Stock Eur.3	73,013			267,457	374,384
	Banque Cantonale Vaudois Reg	Common Stock Chf10.0	3,031			244,668	235,521
	Basic Fit Nv	Common Stock Eur.06	2,665			125,734	127,287
	Bawag Group Ag	Common Stock	51,077			2,230,397	3,148,194
	Bawag Group Ag	Common Stock	44,009			1,661,225	2,712,549
	Bawag Group Ag	Common Stock	7,707			338,365	475,030
	Baywa Bayerische Warenvermit	Common Stock	1,524			55,952	66,811
	Beach Energy Ltd	Common Stock	187,965			183,392	172,192
	Beazley Plc	Common Stock Gbp.05	65,994			336,934	416,805
	Befesa Sa	Common Stock	23,946			1,127,484	1,835,395
	Befimmo	Reit	2,432			157,587	93,341
	Bega Cheese Ltd	Common Stock	10,313			41,979	42,514
	Bekaert Nv	Common Stock	17,148			549,545	763,257
	Bekaert Nv	Common Stock	3,894			159,125	173,322
	Belimo Holding Ag Reg	Common Stock Chf.05	2,600			1,212,755	1,655,051
	Bell Food Group Ag Reg	Common Stock Chf.5	235			90,076	75,311
	Belluna Co Ltd	Common Stock	3,400			24,466	20,934
	Bellway Plc	Common Stock Gbp.125	34,731			1,404,123	1,569,301
	Bellway Plc	Common Stock Gbp.125	13,308			545,775	601,315
	Bendigo And Adelaide Bank	Common Stock	59,175			260,051	391,511
	Beneteau	Common Stock Eur.1	1,678			24,408	27,173
	Benext Yumeshin Group Co	Common Stock	5,908			82,040	86,859
	Bentley Systems Inc Class B	Common Stock Usd.01	20,630			1,465,687	997,048
	Bertrandt Ag	Common Stock	596			50,082	38,633
	Best World International Ltd	Common Stock	11			23	11
	Betsson Ab B	Common Stock Sek.67	220,488			1,839,239	1,330,889
	Betsson Ab B	Common Stock Sek.67	6,925			57,096	41,800
	Biffa Plc	Common Stock Gbp.0001	33,593			156,768	163,118
	Big Shopping Centers 2004 Lt	Common Stock Ils.01	1,056			89,787	172,358
	Big Yellow Group Plc	Reit Gbp.1	11,974			198,828	276,844
	Big Yellow Group Plc	Reit Gbp.1	18,884			265,347	436,607
	Bilfinger Se	Common Stock	3,216			103,692	109,351
	Bilia Ab A Shs	Common Stock Sek2.5	7,952			132,146	140,704

(a)	(b)	(c)			(d)	(e)
	Identity of issue, borrower, lessor or similar party	Description of Investment Including Maturity Date, Rate of Interest, Collateral, Par or Maturity Value				
		Type	Shares/ Principal	Interest Rate	Maturity Date	Cost	Current Value
		Corporate stocks - common (continued):					
	Billerudkorsnas Ab	Common Stock Sek7.38	20,261			$ 311,053	$ 381,998
	Bio Techne Corp	Common Stock Usd.01	24,939			2,453,124	12,901,942
	Biontech Se Adr	Adr	1,065			296,609	274,557
	Bioventus Inc A	Common Stock Usd.001	84,045			1,324,790	1,217,812
	Bj S Wholesale Club Holdings	Common Stock Usd.01	4,225			274,751	282,948
	Bkw Ag	Common Stock Chf2.5	2,291			144,384	298,208
	Blackmores Ltd	Common Stock	545			32,174	36,169
	Blue Prism Group Plc	Common Stock Gbp.01	3,040			40,617	52,004
	Blue Square Real Estate Ltd	Common Stock Ils1.0	579			22,404	52,274
	Bmo Commercial Property Trus	Reit	49,720			49,644	70,710
	Boardwalk Real Estate Invest	Reit	34,173			1,060,674	1,483,360
	Bobst Group Sa Reg	Common Stock Chf1.0	402			26,754	36,576
	Bocom International Holdings	Common Stock	46,000			7,017	10,679
	Bodycote Plc	Common Stock Gbp.17273	20,860			219,910	244,537
	Boiron Sa	Common Stock Eur1.0	526			19,609	21,384
	Bonava Ab B Shares	Common Stock Sek4.0	8,109			116,146	70,084
	Bonduelle Sca	Common Stock Eur1.75	1,384			36,655	32,815
	Bonheur Asa	Common Stock Nok1.25	1,950			48,164	78,502
	Boral Ltd	Common Stock	120,963			555,650	536,472
	Boral Ltd	Common Stock	42,588			104,990	188,878
	Borussia Dortmund Gmbh + Co	Common Stock	5,419			37,568	26,745
	Box Inc Class A	Common Stock Usd.0001	77,937			1,907,188	2,041,170
	Bp Db Usd	Common Stock	33,916			18,562	18,562
	Bper Banca	Common Stock Eur3.0	2,283			6,053	5,661
	Bpost Sa	Common Stock	10,689			274,538	93,233
	Brainchip Holdings Ltd	Common Stock	1,852			820	1,005
	Brembo Spa	Common Stock Npv	16,152			162,169	230,152
	Brewin Dolphin Holdings Plc	Common Stock Gbp.01	33,923			163,299	170,004
	Brickworks Ltd	Common Stock	102,748			1,748,731	1,804,823
	Brickworks Ltd	Common Stock	3,690			45,515	64,817
	Brookfield Renewable Cor A	Common Stock Usd.01	176,370			6,884,230	6,495,707
	Bruker Corp	Common Stock Usd.01	44,477			2,499,133	3,732,065
	Brunel International	Common Stock Eur.03	2,441			33,124	31,201
	Bucher Industries Ag Reg	Common Stock Chf.2	372			132,261	184,132
	Builders Firstsource Inc	Common Stock Usd.01	44,039			2,650,538	3,774,583
	Bunka Shutter Co Ltd	Common Stock	5,400			50,834	50,363
	Burford Capital Ltd	Common Stock	20,399			215,032	213,023
	Burkhalter Holding Ag	Common Stock Chf.04	478			40,546	33,051
	Buzzi Unicem Spa	Common Stock Npv	10,388			296,615	224,156
	Bw Lpg Ltd	Common Stock Usd.01	8,344			36,011	47,358
	Bw Offshore Ltd	Common Stock Usd.5	9,885			57,744	29,818
	Bwp Trust	Reit	51,654			123,838	155,853
	Byline Bancorp Inc	Common Stock Usd.01	7,315			202,047	200,065
	Bystronic Ag	Common Stock Chf2.0	147			142,309	206,831
	C+C Group Plc	Common Stock Eur.01	3,033			7,969	9,539
	Ca Immobilien Anlagen Ag	Common Stock	4,624			154,249	173,528
	Caesarstone Ltd	Common Stock	2,600			39,584	29,484
	Cafe De Coral Holdings Ltd	Common Stock Hkd.1	20,000			35,100	35,658
	Cairn Homes Plc	Common Stock Eur.001	22,336			27,706	28,703
	Calliditas Therapeutics B	Common Stock Sek.04	636			10,914	7,911
	Callon Petroleum Co	Common Stock Usd.01	30,905			1,821,228	1,460,261
	Cameco Corp	Common Stock	32,400			794,175	707,431
	Canon Electronics Inc	Common Stock	2,000			39,767	27,545
	Canon Marketing Japan Inc	Common Stock	5,200			133,266	103,454
	Capcom Co Ltd	Common Stock	23,400			583,705	550,277
	Capita Plc	Common Stock Gbp.020667	190,634			82,723	94,245
	Capital + Counties Propertie	Reit Gbp.25	79,590			239,846	181,536
	Capitaland China Trust	Reit	112,312			120,958	99,137
	Caredx Inc	Common Stock Usd.001	14,171			370,006	644,497
	Carel Industries Spa	Common Stock Npv	1,823			31,198	55,145
	Cargotec Oyj B Share	Common Stock	4,145			226,453	206,648
	Carmila	Reit Eur6.0	5,415			69,333	85,376
	Carnival Plc	Common Stock Usd1.66	16,804			223,750	314,910

(a)	(b)	(c) Description of Investment Including Maturity Date, Rate of Interest, Collateral, Par or Maturity Value			(d)	(e)
	Identity of issue, borrower, lessor or similar party	Type	Shares/ Principal	Interest Rate	Maturity Date	Cost	Current Value
		Corporate stocks - common (continued):					
	Carpenter Technology	Common Stock Usd5.0	35,687			$ 1,187,182	$ 1,041,704
	Cars.Com Inc	Common Stock Usd.01	52,226			979,008	840,316
	Casino Guichard Perrachon	Common Stock Eur1.53	4,085			106,490	107,542
	Casio Computer Co Ltd	Common Stock	21,200			275,102	272,283
	Castellum Ab	Common Stock Sek.5	28,128			563,213	757,424
	Catalent Inc	Common Stock Usd.01	30,131			3,969,530	3,857,672
	Cattolica Assicurazioni Sc	Common Stock Eur3.0	4,091			24,853	26,937
	Cawachi Ltd	Common Stock	1,300			26,537	24,859
	Cbiz Inc	Common Stock Usd.01	32,307			540,029	1,263,850
	Cdl Hospitality Trusts	Stapled Security	84,800			100,018	73,594
	Cellcom Israel Ltd	Common Stock Ils.01	9,176			27,565	51,535
	Cellectis	Common Stock Eur.05	1,663			25,881	14,070
	Cembra Money Bank Ag	Common Stock Chf1.0	3,245			305,793	236,657
	Cementir Holding Nv	Common Stock Eur1.0	5,197			46,889	49,526
	Cengage	Common Stock	12,793			278,190	133,527
	Centamin Plc	Common Stock	129,320			254,947	155,575
	Central Asia Metals Plc	Common Stock	18,789			73,187	65,912
	Central Glass Co Ltd	Common Stock	3,700			80,895	68,502
	Centrica Plc	Common Stock Gbp.061728	634,272			294,109	614,249
	Centuria Capital Group	Stapled Security	66,116			130,322	168,244
	Centuria Industrial Reit	Reit	62,901			151,955	191,618
	Centuria Office Reit	Reit	50,862			104,809	86,531
	Century Aluminum Company	Common Stock Usd.01	76,319			1,040,625	1,263,843
	Cerus Corp	Common Stock Usd.001	177,031			952,809	1,205,581
	Cfe	Common Stock	812			107,640	113,394
	Cgg Sa	Common Stock Eur.01	4,382,986			4,442,405	3,176,082
	Cgg Sa	Common Stock Eur.01	75,962			101,337	54,975
	Cgi Inc	Common Stock	120,600			5,824,354	10,673,100
	Chalice Mining Ltd	Common Stock	12,219			43,534	85,285
	Challenger Ltd	Common Stock	62,403			212,292	296,267
	Champion Reit	Reit	220,000			140,086	112,592
	Chargeurs Sa	Common Stock Eur.16	1,924			38,313	57,019
	Charles River Laboratories	Common Stock Usd.01	11,138			1,395,033	4,196,576
	Charter Hall Long Wale Reit	Reit	431,015			1,572,935	1,582,516
	Charter Hall Long Wale Reit	Reit	61,940			206,703	227,419
	Charter Hall Retail Reit	Reit	57,180			157,645	177,100
	Charter Hall Social Infrastr	Reit	36,769			80,143	110,407
	Chefs Warehouse Inc/The	Common Stock Usd.01	49,969			888,024	1,663,968
	Chemours Co/The	Common Stock Usd.01	86,726			1,804,612	2,910,525
	Chemring Group Plc	Common Stock Gbp.01	31,935			136,980	128,033
	Cheniere Energy Inc	Common Stock Usd.003	534,335			39,374,192	54,192,256
	China Aviation Oil Singapore	Common Stock	31,900			27,593	22,242
	Chinese Estates Holdings Ltd	Common Stock Hkd.1	51,000			76,869	18,709
	Chofu Seisakusho Co Ltd	Common Stock	1,900			40,493	33,659
	Choice Hotels Intl Inc	Common Stock Usd.01	13,484			1,852,845	2,103,369
	Chorus Ltd	Common Stock	32,135			146,816	157,749
	Chow Sang Sang Hldg	Common Stock Hkd.25	43,000			64,406	60,118
	Chudenko Corp	Common Stock	3,100			85,542	57,232
	Chugoku Bank Ltd/The	Common Stock	15,100			175,463	118,146
	Chugoku Electric Power Co	Common Stock	90,910			744,437	734,985
	Chugoku Electric Power Co	Common Stock	31,600			307,115	255,478
	Chugoku Marine Paints Ltd	Common Stock	4,400			33,046	36,299
	Ci Takiron Corp	Common Stock	1,600			10,787	7,823
	Cia De Distribucion Integral	Common Stock Eur.2	7,095			169,053	141,440
	Cibus Nordic Real Estate Ab	Common Stock	3,868			63,406	124,236
	Cie Automotive Sa	Common Stock Eur.25	3,102			74,974	96,515
	Cimic Group Ltd	Common Stock	8,397			136,865	103,175
	Cineworld Group Plc	Common Stock Gbp.01	2,060			5,352	922
	Cir Spa Compagnie Industrial	Common Stock Eur.5	62,923			34,427	33,631
	Citic Telecom International	Common Stock	180,000			56,596	60,721
	Citizen Watch Co Ltd	Common Stock	507,542			2,096,917	2,194,919
	Citizen Watch Co Ltd	Common Stock	27,700			164,282	119,792
	Citychamp Watch + Jewellery	Common Stock Hkd.1	48,000			10,065	9,420

(a)	(b)	(c)			(d)	(e)
	Identity of issue, borrower, lessor or similar party	Description of Investment Including Maturity Date, Rate of Interest, Collateral, Par or Maturity Value				
		Type	Shares/ Principal	Interest Rate	Maturity Date	Cost	Current Value
		Corporate stocks - common (continued):					
	Citycon Oyj	Common Stock	6,839			$ 80,967	$ 54,441
	Civitas Social Housing Plc	Reit Gbp.01	70,278			79,375	92,237
	Clal Insurance Enterpr Hldgs	Common Stock Ils1.0	6,553			104,098	168,015
	Clarkson Plc	Common Stock Gbp.25	906			43,557	47,613
	Clarus Corp	Common Stock Usd.0001	56,330			619,588	1,561,468
	Clas Ohlson Ab B Shs	Common Stock Sek1.25	4,158			51,666	63,055
	Cleanaway Waste Management L	Common Stock	79,611			180,547	181,168
	Clinigen Group Plc	Common Stock Gbp.001	12			104	207
	Cloetta Ab B Shs	Common Stock Sek5.0	22,678			87,065	65,626
	Close Brothers Group Plc	Common Stock Gbp.25	16,381			350,299	311,509
	Cls Holdings Plc	Common Stock Gbp.025	19,836			69,392	58,704
	Cm.Com	Common Stock Eur.06	376			10,347	11,887
	Cmc Markets Plc	Common Stock Gbp.25	4,884			10,508	17,431
	Coats Group Plc	Common Stock Gbp.05	160,361			130,944	150,303
	Coca Cola Bottlers Japan Hol	Common Stock	13,700			233,975	157,041
	Coeur Mining Inc	Common Stock Usd.01	263,686			2,730,838	1,328,977
	Coface Sa	Common Stock Eur2.0	199,812			2,018,516	2,847,144
	Coface Sa	Common Stock Eur2.0	11,388			137,506	162,269
	Cofinimmo	Reit	3,081			413,183	492,272
	Collector Ab	Common Stock Sek.1	7,684			17,547	32,234
	Colopl Inc	Common Stock	6,200			59,280	35,373
	Colowide Co Ltd	Common Stock	2,300			30,836	32,536
	Comet Holding Ag Reg	Common Stock Chf1.0	8,712			3,337,706	3,217,459
	Comfortdelgro Corp Ltd	Common Stock	137,200			141,854	142,477
	Compagnie Des Alpes	Common Stock	2,360			51,183	37,036
	Compugen Ltd	Common Stock	4,400			67,727	18,920
	Comsys Holdings Corp	Common Stock	8,000			237,355	177,917
	Conduit Holdings Ltd	Common Stock	177,445			1,182,227	1,039,472
	Conexio Corp	Common Stock	2,000			32,709	25,635
	Construcc Y Aux De Ferrocarr	Common Stock Eur.301	1,308			58,108	54,441
	Construction Partners Inc A	Common Stock Usd.001	35,312			802,308	1,038,526
	Contourglobal Plc	Common Stock Gbp.01	21,271			56,521	55,143
	Convatec Group Plc	Common Stock Gbp.1	604,339			1,718,290	1,581,024
	Converge Technology Solution	Common Stock	257,243			2,405,807	2,213,697
	Convey Health Solutions Hold	Common Stock Usd.01	83,253			557,826	695,995
	Corbion Nv	Common Stock Eur.25	22,800			1,166,131	1,074,463
	Corbion Nv	Common Stock Eur.25	2,019			76,430	95,147
	Core + Main Inc Class A	Common Stock Usd.01	10,750			301,773	326,155
	Corecard Corp	Common Stock Usd.01	34,264			1,337,723	1,329,443
	Corem Property Group B Share	Common Stock Sek1.0	66,848			114,378	241,067
	Corestate Capital Holding S.	Common Stock	29			1,392	444
	Coronado Global Resource Cdi	Cdi	61,330			53,453	55,292
	Corporacion Financiera Alba	Common Stock Eur1.	1,353			78,483	79,240
	Cosmo Energy Holdings Co Ltd	Common Stock	6,200			136,574	121,033
	Costa Group Holdings Ltd	Common Stock	32,741			74,587	72,127
	Countryside Partnerships Plc	Common Stock Gbp.01	27,796			161,963	169,417
	Coupa Software Inc	Common Stock Usd.0001	38,037			5,873,705	6,011,748
	Cra International Inc	Common Stock	10,594			377,936	989,056
	Cracker Barrel Old Country	Common Stock Usd.01	11,972			1,618,519	1,540,078
	Cranswick Plc	Common Stock Gbp.1	21,042			1,047,632	1,055,083
	Cranswick Plc	Common Stock Gbp.1	94,233			4,440,690	4,725,007
	Creades Ab A Shares	Common Stock Sek.03	1,605			23,759	26,086
	Create Restaurants Holdings	Common Stock	3,600			21,564	22,571
	Credit Saison Co Ltd	Common Stock	16,500			196,834	173,232
	Credito Emiliano Spa	Common Stock Eur1.0	9,308			83,508	61,605
	Crest Nicholson Holdings	Common Stock Gbp.05	28,906			193,183	145,644
	Cromwell Property Group	Reit	154,821			116,897	97,929
	Cromwell Reit Eur	Reit	19,520			50,246	56,161
	Cropenergies Ag	Common Stock	2,857			19,590	39,832
	Cross Country Healthcare Inc	Common Stock Usd.0001	12,095			318,564	335,757
	Cryoport Inc	Common Stock Usd.001	14,479			246,816	856,722
	Crystal International Group	Common Stock Hkd.01	42,500			9,471	14,282
	Csr Ltd	Common Stock	52,931			221,256	226,283

(a)	(b)	(c) Description of Investment Including Maturity Date, Rate of Interest, Collateral, Par or Maturity Value			(d)	(e)
	Identity of issue, borrower, lessor or similar party	Type	Shares/ Principal	Interest Rate	Maturity Date	Cost	Current Value
		Corporate stocks - common (continued):					
	Csx Corp	Common Stock Usd1.0	7,200			$ 267,656	$ 270,720
	Cti Foods Holding Co Llc	B Cusip Bgh64F7N8	9			1,133	1,133
	Ctt Correios De Portugal	Common Stock Eur.17	6,916			30,338	35,825
	Currys Plc	Common Stock Gbp.001	120,926			308,867	187,374
	Custodian Reit Plc	Reit Gbp.01	43,662			64,053	62,686
	Cvs Group Plc	Common Stock Gbp.002	36,310			1,055,857	1,101,634
	Cyrela Brazil Realty Sa Emp	Common Stock	229,300			1,295,407	649,615
	Cyrusone Inc	Reit Usd.01	57,044			4,186,258	5,117,988
	D Ieteren Group	Common Stock	1,562			73,557	304,814
	D/S Norden	Common Stock Dkk1.	2,866			61,790	72,918
	Dah Sing Banking Group Ltd	Common Stock	45,200			57,836	38,612
	Dah Sing Financial Holdings	Common Stock	18,400			109,613	55,698
	Dai Dan Co Ltd	Common Stock	1,500			33,345	29,934
	Daicel Corp	Common Stock	28,400			203,392	196,066
	Daido Steel Co Ltd	Common Stock	2,900			100,553	105,015
	Daiho Corp	Common Stock	1,100			32,172	37,971
	Daiichi Jitsugyo Co Ltd	Common Stock	800			25,382	34,388
	Daiichikosho Co Ltd	Common Stock	2,300			104,359	69,506
	Daiken Corp	Common Stock	1,200			27,109	22,623
	Daiki Aluminium Industry Co	Common Stock	1,700			21,894	23,576
	Daishi Hokuetsu Financial Gr	Common Stock	4,200			162,942	92,640
	Daiwa Industries Ltd	Common Stock	3,500			36,350	38,448
	Daiwa Office Investment Corp	Reit	35			199,965	212,757
	Daiwa Securities Living Inve	Reit	200			162,672	205,810
	Dalata Hotel Group Plc	Common Stock Eur.01	12,694			59,092	53,700
	Danieli + Co	Common Stock Eur1.	1,042			29,993	32,053
	Datalogic Spa	Common Stock Eur.52	1,562			21,639	27,177
	Dcm Holdings Co Ltd	Common Stock	13,700			134,381	126,703
	Delek Automotive Systems Ltd	Common Stock Ils1.	5,497			39,420	77,711
	Delek Group Ltd	Common Stock Ils1.	0			37	27
	Demae Can Co Ltd	Common Stock	100			1,556	793
	Dena Co Ltd	Common Stock	8,800			165,870	135,338
	Denka Co Ltd	Common Stock	8,700			313,760	284,069
	Derichebourg	Common Stock Eur.25	10,223			43,106	118,000
	Dermapharm Holding Se	Common Stock	17,565			1,564,472	1,783,760
	Derwent London Plc	Reit Gbp.05	10,897			452,119	504,035
	Descente Ltd	Common Stock	1,000			18,522	36,777
	Designer Brands Inc Class A	Common Stock	61,046			508,644	867,464
	Deutsche Beteiligungs Ag	Common Stock	1,429			57,223	64,759
	Deutsche Euroshop Ag	Common Stock	5,283			191,250	87,955
	Deutsche Pfandbriefbank Ag	Common Stock	335,905			3,835,254	4,037,646
	Deutsche Pfandbriefbank Ag	Common Stock	14,808			229,671	177,995
	Dexus Industria Reit	Reit	18,155			42,231	46,331
	Dic Asset Ag	Common Stock	4,786			63,632	83,653
	Dic Corp	Common Stock	25,686			703,826	645,970
	Dic Corp	Common Stock	8,300			274,085	208,734
	Digital Bros Spa	Common Stock Eur.4	29,940			1,387,655	1,018,709
	Dine Brands Global Inc	Common Stock Usd.01	18,083			1,196,678	1,370,872
	Diodes Inc	Common Stock Usd.667	15,565			1,695,278	1,709,193
	Dios Fastigheter Ab	Common Stock Sek2.0	9,346			62,762	122,633
	Dip Corp	Common Stock	1,100			38,565	37,397
	Diploma Plc	Common Stock Gbp.05	154,953			5,075,120	7,081,220
	Direct Line Insurance Group	Common Stock Gbp.1090909	144,468			517,201	545,932
	Discovery Inc C	Common Stock Usd.01	417,005			14,267,313	9,549,415
	Distribuidora Internacional	Common Stock Eur.01	859,268			34,422	15,537
	Diversified Energy Co Plc	Common Stock Gbp.01	90,912			142,208	128,554
	Dksh Holding Ag	Common Stock Chf.1	3,881			252,668	320,737
	Dmg Mori Co Ltd	Common Stock	191,016			3,167,544	3,279,394
	Dno Asa	Common Stock Nok.25	46,971			44,381	55,689
	Do + Co Ag	Common Stock	256			14,596	21,572
	Docebo Inc	Common Stock Npv	23,800			1,267,301	1,599,102
	Dolby Laboratories Inc Cl A	Common Stock Usd.001	133,842			11,560,751	12,744,435
	Dollar Tree Inc	Common Stock Usd.01	2,028			277,163	284,975

(a)	(b)	(c)			(d)	(e)
	Identity of issue, borrower, lessor or similar party	Description of Investment Including Maturity Date, Rate of Interest, Collateral, Par or Maturity Value				
		Type	Shares/ Principal	Interest Rate / Maturity Date	Cost	Current Value
		Corporate stocks - common (continued):				
	Domo Inc Class B	Common Stock Usd.001	15,930		$ 1,296,089	$ 790,128
	Doshisha Co Ltd	Common Stock	2,400		48,797	32,638
	Doutor Nichires Holdings Co	Common Stock	2,700		36,080	37,562
	Dowa Holdings Co Ltd	Common Stock	57,621		2,323,218	2,419,326
	Dowa Holdings Co Ltd	Common Stock	3,100		109,883	130,159
	Downer Edi Ltd	Common Stock	75,842		353,709	328,640
	Drax Group Plc	Common Stock Gbp.1155172	19,420		79,791	159,136
	Dril Quip Inc	Common Stock Usd.01	24,062		804,346	473,540
	Drilling Co Of 1972/The	Common Stock Dkk10.0	1,011		82,047	39,604
	Ds Smith Plc	Common Stock Gbp.1	147,874		831,440	768,705
	Dte Midstream Llc W/I	Common Stock	86,190		3,911,921	4,135,396
	Dufry Ag Reg	Common Stock Chf5.0	5,144		310,196	254,899
	Duluth Holdings Inc Cl B	Common Stock	98,949		1,727,754	1,502,046
	Dunelm Group Plc	Common Stock Gbp.01	148,126		2,787,948	2,770,690
	Dunelm Group Plc	Common Stock Gbp.01	12,236		218,703	228,874
	Duskin Co Ltd	Common Stock	1,400		37,251	34,150
	Dutch Bros Inc Class A	Common Stock Usd.00001	5,161		256,926	262,747
	Dydo Group Holdings Inc	Common Stock	600		26,465	24,697
	Eagle Hospitality Trust	Unit	47,000		25,160	6,439
	Eagle Industry Co Ltd	Common Stock	2,700		47,287	25,885
	Eastman Kodak Co	Common Stock Usd.01	46,650		460,323	218,322
	Easyjet Plc	Common Stock Gbp.2728571	33,075		239,061	249,079
	Ebix Inc	Common Stock Usd.1	13,735		324,965	416,533
	Ebro Foods Sa	Common Stock Eur.6	7,401		185,279	142,069
	Econocom Group	Common Stock	15,674		58,442	64,970
	Edion Corp	Common Stock	8,400		94,487	78,270
	Edreams Odigeo Sl	Common Stock Eur.1	2,243		8,171	24,742
	Efg International Ag	Common Stock Chf.5	9,560		81,134	72,921
	Eizo Corp	Common Stock	1,600		73,482	56,064
	El Pollo Loco Holdings Inc	Common Stock Usd.01	75,904		1,326,681	1,077,078
	Elastic Nv	Common Stock Eur.01	89,500		8,442,123	11,016,555
	Electra Consumer Products 19	Common Stock Ils1.	492		24,980	28,454
	Electreon Wireless Ltd	Common Stock Ils.01	232		21,285	15,542
	Electric Power Development C	Common Stock	16,100		217,013	213,492
	Electrocomponents Plc	Common Stock Gbp.1	154,908		1,262,238	2,530,371
	Elekta Ab B Shs	Common Stock Sek.5	119,246		1,486,311	1,508,628
	Element Solutions Inc	Common Stock Usd.01	40,008		441,756	971,394
	Elementis Plc	Common Stock Gbp.05	65,389		230,580	116,553
	Elf Beauty Inc	Common Stock Usd.01	31,256		388,283	1,038,012
	Elf Beauty Inc	Common Stock Usd.01	8,458		265,864	280,890
	Elior Group	Common Stock Eur.01	13,045		174,690	94,423
	Elis Sa	Common Stock Eur1.0	20,650		402,207	357,414
	Elkem Asa	Common Stock Nok5.0	31,506		100,269	106,541
	Elmos Semiconductor Se	Common Stock	570		28,172	37,920
	Elringklinger Ag	Common Stock	96,735		1,769,324	1,222,178
	Elringklinger Ag	Common Stock	3,048		58,420	38,509
	Embraer Sa	Common Stock	339,400		1,026,563	1,512,371
	Emeco Holdings Ltd	Common Stock	46,523		34,679	29,766
	Emis Group Plc	Common Stock Gbp.01	13,959		164,232	257,132
	Eml Payments Ltd	Common Stock	9,096		23,218	21,361
	Emperor Intl Hldg Ltd	Common Stock Hkd.01	118,000		37,019	14,076
	Empiric Student Property Plc	Reit Gbp.01	64,471		75,238	75,098
	En Japan Inc	Common Stock	20,200		823,667	570,101
	En Japan Inc	Common Stock	90,714		3,117,269	2,560,206
	Enbridge Inc	Common Stock	291,925		9,825,338	11,408,429
	Ence Energia Y Celulosa Sa	Common Stock Eur.9	7,897		61,649	20,332
	Encompass Health Corp	Common Stock Usd.01	34,544		3,012,537	2,254,341
	Encore Capital Group Inc	Common Stock Usd.01	12,826		564,847	815,328
	Endava Plc Spon Adr	Adr Gbp.0002	13,311		429,606	2,235,183
	Energiekontor Ag	Common Stock	285		23,904	23,011
	Energy Recovery Inc	Common Stock Usd.001	60,400		513,604	1,297,996
	Enersys	Common Stock Usd.01	155,870		10,345,731	12,323,082
	Enlight Renewable Energy Ltd	Common Stock Ils.01	31,322		45,018	77,027

(a)	(b)	(c)			(d)	(e)
	Identity of issue, borrower, lessor or similar party	Description of Investment Including Maturity Date, Rate of Interest, Collateral, Par or Maturity Value				
		Type	Shares/ Principal	Interest Rate	Maturity Date	Cost	Current Value
		Corporate stocks - common (continued):					
	Entegris Inc	Common Stock Usd.01	25,993			$ 3,188,821	$ 3,602,110
	Entegris Inc	Common Stock Usd.01	2,054			307,676	284,643
	Entra Asa	Common Stock Nok1.0	6,857			98,046	154,196
	Equital Ltd	Common Stock Ils1.0	2,098			49,339	80,283
	Equitrans Midstream Corp	Common Stock	772,629			6,967,693	7,988,984
	Erg Spa	Common Stock Eur.1	6,450			148,015	208,606
	Ergomed Plc	Common Stock Gbp.01	40,500			860,039	822,828
	Es Con Japan Ltd	Common Stock	2,400			16,718	16,319
	Esprinet Spa	Common Stock Npv	2,737			36,946	40,151
	Esr Reit	Reit	269,423			103,001	95,926
	Essentra Plc	Common Stock Gbp.25	31,243			188,253	145,994
	Euglena Co Ltd	Common Stock	301			3,325	1,844
	Eurasia Mining Plc	Common Stock Gbp.001	1,629			504	1,688
	Eurocommercial Properties Nv	Reit Eur10.0	4,505			178,758	97,779
	Euromoney Instl Investor Plc	Common Stock Gbp.0025	12,207			205,971	152,937
	Euronav Nv	Common Stock	20,082			218,299	178,131
	Euronet Worldwide Inc	Common Stock Usd.02	76,705			10,509,344	9,140,935
	Europcar Mobility Group	Common Stock Eur.01	216,472			124,292	124,612
	Europris Asa	Common Stock Nok1.0	5,406			17,031	43,220
	Eutelsat Communications	Common Stock Eur1.0	18,831			190,639	229,886
	Event Hospitality And Entert	Common Stock	200,678			2,296,435	2,156,446
	Event Hospitality And Entert	Common Stock	4,709			47,161	50,602
	Evercore Inc A	Common Stock Usd.01	29,413			2,020,991	3,995,756
	Evn Ag	Common Stock	3,845			75,655	116,309
	Evolent Health Inc A	Common Stock Usd.01	116,914			1,191,400	3,235,010
	Evoqua Water Technologies Co	Common Stock Usd.01	393,800			5,903,390	18,410,150
	Evoqua Water Technologies Co	Common Stock Usd.01	68,510			2,022,127	3,202,843
	Exedy Corp	Common Stock	3,100			95,375	44,822
	Exeo Group Inc	Common Stock	7,300			191,228	153,664
	Exlservice Holdings Inc	Common Stock Usd.001	10,369			1,288,538	1,501,120
	Expeditors Intl Wash Inc	Common Stock Usd.01	2,205			298,057	296,109
	Exponent Inc	Common Stock Usd.001	11,754			355,412	1,372,044
	Ezaki Glico Co Ltd	Common Stock	3,000			122,729	95,350
	Fabege Ab	Common Stock Sek30.82	28,575			428,159	478,309
	Factset Research Systems Inc	Common Stock Usd.01	676			267,641	328,543
	Faes Farma Sa	Common Stock Eur.1	32,083			143,433	126,894
	Fagerhult Ab	Common Stock Sek.57	4,293			34,940	28,877
	Fancl Corp	Common Stock	151,891			5,416,054	4,524,216
	Far East Consortium Internat	Common Stock Hkd.1	128,710			64,734	46,886
	Far East Hospitality Trust	Stapled Security	96,200			42,266	42,101
	Farfetch Ltd Class A	Common Stock Usd.04	241,717			7,590,365	8,080,599
	Fattal Holdings 1998 Ltd	Common Stock	651			74,247	65,719
	Fcc Co Ltd	Common Stock	3,700			98,731	48,100
	Federal Agric Mtg Corp Cl C	Common Stock Usd1.0	10,043			745,175	1,244,629
	Ferrexpo Plc	Common Stock Gbp.1	32,942			140,917	133,587
	Ferrotec Holdings Corp	Common Stock	2,200			72,092	80,908
	Fevertree Drinks Plc	Common Stock Gbp.0025	41,300			1,113,183	1,513,144
	Fibi Holdings	Common Stock Ils.05	1,895			65,914	86,579
	Fielmann Ag	Common Stock	790			51,407	53,140
	Financial Products Group Co	Common Stock	6,700			60,597	39,797
	Fincantieri Spa	Common Stock Npv	1,089			1,020	894
	Finecobank Spa	Common Stock Eur.33	41,800			488,009	733,702
	Fingerprint Cards Ab B	Common Stock Sek.04	6,172			13,330	14,070
	Finnair Oyj	Common Stock Eur.85	1,355			1,107	866
	First American Financial	Common Stock Usd.00001	32,377			2,350,931	2,532,853
	First Intl Bank Israel	Common Stock Ils.05	5,908			129,413	245,819
	First Pacific Co	Common Stock Usd.01	256,000			130,124	94,240
	Firstgroup Plc	Common Stock Gbp.05	88,023			106,292	121,840
	Fischer (Georg) Reg	Common Stock Chf1.0	222			317,646	337,453
	Fiserv Inc	Common Stock Usd.01	121,630			8,698,914	12,623,978
	Fjordkraft Holding Asa	Common Stock Nok.3	10,530			71,208	56,911
	Flagstar Bancorp Inc	Common Stock Usd.01	28,039			1,124,234	1,344,190
	Fletcher Building Ltd	Common Stock	84,397			188,322	423,545

(a)	(b)	(c)			(d)	(e)
	Identity of issue, borrower, lessor or similar party	Description of Investment Including Maturity Date, Rate of Interest, Collateral, Par or Maturity Value				
		Type	Shares/ Principal	Interest Rate	Maturity Date	Cost	Current Value
		Corporate stocks - common (continued):					
	Flex Lng Ltd	Common Stock Usd.1	3,181			$ 31,959	$ 71,063
	Floor + Decor Holdings Inc A	Common Stock Usd.001	6,637			373,249	862,876
	Flow Traders	Common Stock Eur.1	3,604			130,174	131,971
	Flsmidth + Co A/S	Common Stock Dkk20.	5,672			279,201	211,868
	Flughafen Zurich Ag Reg	Common Stock Chf10.0	7,800			1,376,225	1,404,796
	Fmc Corp	Common Stock Usd.1	97,500			7,868,140	10,714,275
	Fnac Darty Sa	Common Stock Eur1.0	1,849			103,585	120,904
	Forbo Holding Ag Reg	Common Stock Chf.1	197			428,751	404,313
	Ford Motor Co	Common Stock Usd.01	20,221			311,021	419,990
	Forfarmers Nv	Common Stock	4,228			52,814	19,401
	Fortnox Ab	Common Stock Sek.02	7,914			558,254	511,350
	Fortune Reit	Reit	157,000			140,732	161,303
	Fosun Tourism Group	Common Stock Eur.0001	670			1,350	907
	Fox Factory Holding Corp	Common Stock Usd.001	1,691			306,130	287,639
	Fox Wizel Ltd	Common Stock Ils.01	335			57,587	60,264
	Fraport Ag Frankfurt Airport	Common Stock	1,801			125,674	121,206
	Frasers Hospitality Trust	Stapled Security	83,100			37,444	28,663
	Freenet Ag	Common Stock	13,871			426,835	367,063
	Frontdoor Inc	Common Stock Usd.01	199,338			7,163,127	7,305,738
	Frontier Real Estate Invest	Reit	51			207,511	220,112
	Frontline Ltd	Common Stock Usd1.0	219			1,965	1,418
	Fugro Nv	Common Stock Eur.05	232			2,961	2,710
	Fuji Co Ltd	Common Stock	1,200			22,107	20,352
	Fuji Corp/Aichi	Common Stock	2,100			46,036	47,086
	Fuji Media Holdings Inc	Common Stock	5,000			52,132	48,109
	Fujikura Ltd	Common Stock	16,600			78,423	81,447
	Fujitec Co Ltd	Common Stock	37,036			711,123	810,479
	Fujitec Co Ltd	Common Stock	3,700			49,913	80,969
	Fujitsu General Ltd	Common Stock	93,432			2,602,303	2,215,820
	Fujiya Co Ltd	Common Stock	800			15,453	15,742
	Fukuoka Financial Group Inc	Common Stock	18,700			343,049	320,070
	Fukuoka Reit Corp	Reit	72			111,868	104,291
	Funko Inc Class A	Common Stock Usd.0001	39,951			686,110	751,079
	Furukawa Co Ltd	Common Stock	3,000			58,798	33,086
	Furukawa Electric Co Ltd	Common Stock	7,400			146,964	149,215
	Fuyo General Lease Co Ltd	Common Stock	17,358			1,024,949	1,201,366
	Fuyo General Lease Co Ltd	Common Stock	1,800			116,739	124,580
	G Tekt Corp	Common Stock	11,765			192,514	145,996
	G Tekt Corp	Common Stock	2,300			42,106	28,542
	G.U.D. Holdings Ltd	Common Stock	13,050			102,171	107,879
	G8 Education Ltd	Common Stock	89,729			138,926	72,414
	Games Workshop Group Plc	Common Stock Gbp.05	41,070			3,151,938	5,546,038
	Gav Yam Lands Corp Ltd	Common Stock Ils1.0	14,850			71,279	183,216
	Gazit Globe Ltd	Common Stock Ils1.0	7,278			71,302	57,501
	Gaztransport Et Techniga Sa	Common Stock Eur.01	19,815			1,662,656	1,853,390
	Gaztransport Et Techniga Sa	Common Stock Eur.01	2,433			199,846	227,570
	Gcc Sab De Cv	Common Stock	74,000			505,600	572,944
	Gdi Property Group	Reit	53,038			50,815	42,610
	Genesis Energy Ltd	Common Stock	55,527			126,330	108,727
	Genky Drugstores Co Ltd	Common Stock	7,147			279,178	381,074
	Genuit Group Plc	Common Stock Gbp.001	13,832			105,936	109,786
	Genworth Mortgage Insurance	Common Stock	36,951			67,248	62,327
	Gerresheimer Ag	Common Stock	1,175			87,700	113,177
	Gestamp Automocion Sa	Common Stock Eur.5	18,455			148,807	93,392
	Gevo Inc	Common Stock	199,102			1,478,750	852,157
	Gft Technologies Se	Common Stock	35,197			1,606,165	1,847,201
	Gilat Satellite Networks Ltd	Common Stock Ils.2	3,283			32,368	23,649
	Gimv Nv	Common Stock	2,218			139,929	134,439
	Glanbia Plc	Common Stock Eur.06	121,397			2,058,719	1,698,047
	Glanbia Plc	Common Stock Eur.06	22,075			272,246	308,775
	Global One Reit	Reit	109			114,530	113,965
	Glory Ltd	Common Stock	5,400			167,023	102,649
	Gmo Financial Holdings Inc	Common Stock	4,300			23,956	31,553

(a)	(b)	(c)			(d)	(e)
	Identity of issue, borrower, lessor or similar party	Description of Investment Including Maturity Date, Rate of Interest, Collateral, Par or Maturity Value				
		Type	Shares/ Principal	Interest Rate	Maturity Date	Cost	Current Value
		Corporate stocks - common (continued):					
	Go Ahead Group Plc	Common Stock Gbp.1	4,937			$ 109,824	$ 44,602
	Goldcrest Co Ltd	Common Stock	1,900			38,221	26,713
	Golden Agri Resources Ltd	Common Stock Usd.025	688,400			97,732	125,103
	Golden Ocean Group Ltd	Common Stock Usd.05	14,423			108,082	130,110
	Gopro Inc Class A	Common Stock Usd.0001	249,523			2,934,394	2,572,582
	Graco Inc	Common Stock Usd1.0	90,775			2,105,415	7,318,281
	Grafton Group Plc Uts	Cdi Unit Eur.05	24,605			281,211	410,913
	Graincorp Ltd A	Common Stock	25,365			109,913	152,328
	Grainger Plc	Common Stock Gbp.05	73,127			275,327	311,998
	Grand City Properties	Common Stock Eur.1	11,488			270,090	272,779
	Great Portland Estates Plc	Reit Gbp.1526316	24,883			240,295	245,356
	Gree Inc	Common Stock	300			1,602	2,181
	Green Brick Partners Inc	Common Stock Usd.01	52,012			1,179,290	1,577,524
	Green Plains Inc	Common Stock Usd.001	70,233			2,620,316	2,441,299
	Greencore Group Plc	Common Stock Gbp.01	28,429			59,558	49,865
	Greggs Plc	Common Stock Gbp.02	3,919			155,493	177,131
	Grocery Outlet Holding Corp	Common Stock Usd.001	431,255			14,399,861	12,195,891
	Groupe Guillin	Common Stock Eur.62	792			15,646	24,408
	Growthpoint Properties Austr	Reit	33,309			86,181	105,587
	Grupo Catalana Occidente Sa	Common Stock Eur.3	4,504			161,384	153,658
	Guaranty Bancshares Inc	Common Stock Usd1.0	20,477			538,818	769,526
	Guerbet	Common Stock Eur1.0	606			23,184	25,705
	Gunma Bank Ltd/The	Common Stock	184,696			589,017	564,569
	Gunma Bank Ltd/The	Common Stock	39,500			215,292	120,742
	Gunze Ltd	Common Stock	1,700			72,491	59,641
	Guotai Junan International	Common Stock	308,000			44,547	42,666
	Gwa Group Ltd	Common Stock	22,712			56,249	45,410
	Gym Group Plc/The	Common Stock Gbp.0001	7,161			22,524	24,685
	H I S Co Ltd	Common Stock	17,819			298,128	288,855
	H I S Co Ltd	Common Stock	2,000			45,344	32,478
	H.U. Group Holdings Inc	Common Stock	5,700			153,526	144,536
	H2O Retailing Corp	Common Stock	9,400			151,352	66,120
	Hachijuni Bank Ltd/The	Common Stock	37,000			162,461	126,273
	Hafnia Ltd	Common Stock Usd.01	11,507			20,319	22,679
	Haitong International Securi	Common Stock Hkd.1	258,187			108,157	55,636
	Hakuhodo Dy Holdings Inc	Common Stock	121,943			2,047,151	2,028,942
	Halfords Group Plc	Common Stock Gbp.01	451,158			1,533,499	2,110,639
	Halfords Group Plc	Common Stock Gbp.01	362,653			1,932,875	1,696,589
	Halfords Group Plc	Common Stock Gbp.01	22,517			97,826	105,341
	Hamakyorex Co Ltd	Common Stock	1,600			49,054	40,349
	Hamborner Reit Ag	Reit Npv	7,381			82,087	84,088
	Hamburger Hafen Und Logistik	Common Stock	3,142			73,219	73,463
	Hammerson Plc	Reit Gbp.05	6,952			5,668	2,704
	Hanesbrands Inc	Common Stock Usd.01	502,900			8,442,895	8,408,488
	Hang Lung Group Ltd	Common Stock	371,306			947,046	793,448
	Hang Lung Group Ltd	Common Stock	88,000			235,764	188,048
	Hankyu Reit Inc	Reit	67			84,413	92,161
	Hansa Biopharma Ab	Common Stock Sek1.0	1,806			45,992	17,713
	Hanwa Co Ltd	Common Stock	3,800			158,185	107,577
	Harbour Energy Plc	Common Stock Gbp.000001	41,903			236,926	200,915
	Harel Insurance Investments	Common Stock Ils.1	12,603			101,283	143,102
	Harmonic Drive Systems Inc	Common Stock	1,500			61,895	63,306
	Harmonic Inc	Common Stock Usd.001	138,814			978,339	1,632,453
	Harvey Norman Holdings Ltd	Common Stock	59,385			137,120	213,302
	Haseko Corp	Common Stock	505,991			6,272,611	6,265,843
	Haseko Corp	Common Stock	27,700			308,956	343,018
	Haw Par Corp Ltd 1	Common Stock	13,500			112,661	113,656
	Haynes International Inc	Common Stock Usd.001	22,341			572,748	901,013
	Hazama Ando Corp	Common Stock	18,700			129,279	140,467
	Healius Ltd	Common Stock	56,074			153,519	215,258
	Heiwa Corp	Common Stock	5,900			127,177	97,040
	Heiwado Co Ltd	Common Stock	3,100			68,816	51,983
	Helvetia Holding Ag Reg	Common Stock Chf.02	4,011			485,245	472,789

(a)	(b)	(c)			(d)	(e)
	Identity of issue, borrower, lessor or similar party	Description of Investment Including Maturity Date, Rate of Interest, Collateral, Par or Maturity Value				
		Type	Shares/ Principal	Interest Rate	Maturity Date	Cost	Current Value
		Corporate stocks - common (continued):					
	Henry Schein Inc	Common Stock Usd.01	33,914			$ 2,646,381	$ 2,629,352
	Hera Spa	Common Stock Eur1.0	32,651			139,543	135,936
	Hera Spa	Common Stock Eur1.0	88,780			305,995	369,617
	Hershey Co/The	Common Stock Usd1.0	1,483			263,366	286,916
	Hexatronic Group Ab	Common Stock Sek.05	34,088			1,560,548	1,897,574
	Hibernia Reit Plc	Reit Eur.1	72,908			112,111	107,784
	Hiday Hidaka Corp	Common Stock	1,200			19,484	18,049
	Hirata Corp	Common Stock	300			17,866	16,647
	Hirogin Holdings Inc	Common Stock	31,000			218,199	185,480
	Hisamitsu Pharmaceutical Co	Common Stock	3,700			130,019	127,719
	Hiscox Ltd	Common Stock Gbp.065	18,974			282,343	221,220
	Hochschild Mining Plc	Common Stock Gbp.25	35,898			97,244	63,257
	Hochtief Ag	Common Stock	2,323			188,431	187,562
	Hogy Medical Co Ltd	Common Stock	2,600			85,192	73,605
	Hokkaido Electric Power Co	Common Stock	18,400			93,194	81,970
	Hokkoku Financial Holdings I	Common Stock	2,500			86,109	55,360
	Hokuetsu Corp	Common Stock	13,200			79,871	82,418
	Hokuhoku Financial Group Inc	Common Stock	13,500			179,805	107,151
	Hokuriku Electric Power Co	Common Stock	18,000			128,066	91,442
	Hokuto Corp	Common Stock	2,100			40,190	34,795
	Holley Inc	Common Stock Usd.0001	16,257			217,296	202,112
	Home Consortium Ltd	Reit	4,239			12,497	24,502
	Home Depot Inc	Common Stock Usd.05	693			285,148	287,602
	Homeco Daily Needs Reit	Reit	42,494			41,438	49,278
	Hongkong + Shanghai Hotels	Common Stock	44,121			67,968	38,766
	Hornbach Baumarkt Ag	Common Stock	850			17,909	46,059
	Hornbach Holding Ag + Co Kga	Common Stock	20,829			2,083,310	3,138,492
	Hornbach Holding Ag + Co Kga	Common Stock	1,035			80,082	155,953
	Hoshino Resorts Reit Inc	Reit	22			111,192	124,754
	Hosiden Corp	Common Stock	5,200			56,017	52,065
	Howard Hughes Corp/The	Common Stock	76,900			7,003,192	7,826,882
	Howden Joinery Group Plc	Common Stock Gbp.1	243,693			3,061,069	2,974,591
	Huber Suhner Ag Reg	Common Stock Chf.25	662			45,593	63,210
	Hufvudstaden Ab A Shs	Common Stock Sek5.0	11,987			190,656	179,000
	Hugo Boss Ag Ord	Common Stock	33,649			1,836,814	2,047,211
	Huhtamaki Oyj	Common Stock	5,285			265,021	233,733
	Hulic Reit Inc	Reit	131			196,037	196,918
	Hunting Plc	Common Stock Gbp.25	9,722			84,866	22,280
	Huron Consulting Group Inc	Common Stock Usd.01	22,496			1,033,131	1,122,550
	Hutchison Port Holdings Tr U	Unit	558,700			154,885	125,708
	Hutchison Telecomm Hong Kong	Common Stock Hkd.25	154,000			54,623	24,691
	Hyakugo Bank(105Th	W	22,400			100,793	66,915
	Hysan Development Co	Common Stock	833,764			3,148,934	2,577,340
	Hysan Development Co	Common Stock	67,000			248,042	207,111
	Ibstock Plc	Common Stock Gbp.01	46,034			123,890	127,071
	Ibu Tec Advanced Materials A	Common Stock	12,706			519,809	650,217
	Icade	Reit	3,322			247,837	238,378
	Ichibanya Co Ltd	Common Stock	800			38,263	32,270
	Ichigo Inc	Common Stock	22,600			56,539	54,952
	Ichigo Office Reit Investmen	Reit	139			104,137	100,066
	Ichikoh Industries Ltd	Common Stock	2,200			12,817	10,431
	Idi Insurance Co Ltd	Common Stock Ils.01	723			26,576	26,366
	Idorsia Ltd	Common Stock Chf.05	7,801			177,716	159,590
	Ig Group Holdings Plc	Common Stock Gbp.00005	41,980			463,855	462,270
	Igg Inc	Common Stock Usd.0000025	2,040,051			1,967,123	1,813,367
	Ihi Corp	Common Stock	43,343			1,008,505	871,715
	Ihi Corp	Common Stock	14,400			271,773	289,613
	Iino Kaiun Kaisha Ltd	Common Stock	8,300			40,237	39,354
	Illinois Tool Works	Common Stock Usd.01	1,706			413,647	421,041
	Imerys Sa	Common Stock Eur2.0	3,647			143,761	151,545
	Imi Plc	Common Stock Gbp.2857	49,200			1,095,178	1,156,852
	Imi Plc	Common Stock Gbp.2857	28,754			446,203	676,100
	Immobel	Common Stock	431			39,859	35,731

(a)	(b)	(c)			(d)	(e)
	Identity of issue, borrower, lessor or similar party	Description of Investment Including Maturity Date, Rate of Interest, Collateral, Par or Maturity Value				
		Type	Shares/ Principal	Interest Rate	Maturity Date	Cost	Current Value
		Corporate stocks - common (continued):					
	Immobiliare Grande Distribuz	Reit	6,345			$ 59,834	$ 27,852
	Immofinanz Ag	Common Stock	876			20,537	23,262
	Imugene Ltd	Common Stock	271,130			105,128	78,850
	Inaba Denki Sangyo Co Ltd	Common Stock	5,400			120,636	126,706
	Inabata + Co Ltd	Common Stock	5,100			73,268	74,271
	Inchcape Plc	Common Stock Gbp.1	13,346			126,028	164,406
	Incitec Pivot Ltd	Common Stock	209,787			284,365	494,183
	Indivior Plc	Common Stock Usd.1	79,475			172,804	276,647
	Indra Sistemas Sa	Common Stock Eur.2	211,667			2,355,273	2,291,537
	Indus Holding Ag	Common Stock	1,686			86,671	62,792
	Industrial + Infrastructure	Reit	103			132,489	198,657
	Infomart Corp	Common Stock	94,389			801,979	767,210
	Infrastructure And Energy Al	Common Stock Usd.0001	89,332			1,114,217	821,854
	Infratil Ltd	Common Stock	78,147			268,141	428,027
	Infroneer Holdings Inc	Common Stock	23,164			197,653	210,810
	Ingenia Communities Group	Reit	39,977			135,998	180,786
	Inghams Group Ltd	Common Stock	16,885			51,258	42,967
	Inmobiliaria Colonial Socimi	Reit Eur2.5	200,408			1,859,807	1,880,207
	Inmobiliaria Colonial Socimi	Reit Eur2.5	30,580			294,991	286,898
	Innovative Industrial Proper	Reit Usd.001	4,463			570,342	1,177,521
	Insight Enterprises Inc	Common Stock Usd.01	16,335			1,595,616	1,741,311
	Insignia Financial Ltd	Common Stock	68,113			334,857	179,268
	Integra Lifesciences Holding	Common Stock Usd.01	23,980			1,793,097	1,606,420
	Intercos Spa	Common Stock	75,184			1,234,511	1,202,119
	Intermediate Capital Group	Common Stock Gbp.2625	31,251			691,446	928,675
	Interroll Holding Ag Reg	Common Stock Chf1.0	1,015			2,404,236	4,572,875
	Intershop Holding Ag	Common Stock Chf10.0	130			78,338	87,318
	Intertape Polymer Group Inc	Common Stock	56,600			938,645	1,179,363
	Intertrust Nv	Common Stock Eur.6	9,692			184,238	216,026
	Intervest Offices + Warehous	Reit	2,302			60,043	73,823
	Intricon Corp	Common Stock Usd1.0	46,379			893,538	749,948
	Intrum Ab	Common Stock Sek.02	7,164			170,452	184,681
	Investec Plc	Common Stock Gbp.0002	75,389			389,121	410,995
	Investment Ab Oresund	Common Stock Sek15.15	3,129			50,556	50,388
	Invocare Ltd	Common Stock	4,018			31,926	34,370
	Inwido Ab	Common Stock Sek4.0	120,952			1,038,924	2,500,838
	Inwido Ab	Common Stock Sek4.0	5,576			53,467	115,291
	Iochpe Maxion S.A.	Common Stock	319,216			993,558	879,707
	Ip Group Plc	Common Stock Gbp.02	112,671			164,308	188,928
	Ipsos	Common Stock Eur.25	50,100			2,376,662	2,350,165
	Ipsos	Common Stock Eur.25	30,473			1,423,728	1,429,473
	Ipsos	Common Stock Eur.25	4,390			172,180	205,933
	Iradimed Corp	Common Stock Usd.0001	32,123			795,231	1,484,404
	Iren Spa	Common Stock Eur1.	502,787			1,359,554	1,517,476
	Iren Spa	Common Stock Eur1.	70,272			205,185	212,090
	Iress Ltd	Common Stock	10,362			88,051	94,171
	Irish Residential Properties	Reit Eur.1	47,398			79,211	90,338
	Iriso Electronics Co Ltd	Common Stock	600			24,180	22,587
	Irongate Group	Stapled Security	1,039			836	1,435
	Ironwood Pharmaceuticals Inc	Common Stock Usd.001	139,116			1,595,521	1,622,093
	Isetan Mitsukoshi Holdings L	Common Stock	506,456			3,780,362	3,738,332
	Isetan Mitsukoshi Holdings L	Common Stock	36,700			201,064	270,896
	Isracard Ltd	Common Stock	22,579			82,869	111,357
	Israel Canada T.R Ltd	Common Stock Ils1.0	7,836			38,057	50,479
	Israel Corp Limited/The	Common Stock Ils1.	244			35,322	105,443
	Isras Investment Company Ltd	Common Stock Ils1.0	167			33,651	44,165
	Iss A/S	Common Stock Dkk1.0	90,195			2,018,521	1,723,845
	Italgas Spa	Common Stock Npv	34,441			196,463	237,034
	Italmobiliare Spa	Common Stock Npv	1,385			45,145	51,188
	Itm Power Plc	Common Stock Gbp.05	293			1,361	2,229
	Itochu Advance Logistics Inv	Reit	64			79,383	101,762
	Itochu Enex Co Ltd	Common Stock	5,900			53,427	51,082
	Itochu Shokuhin Co Ltd	Common Stock	600			33,670	26,026

(a)	(b)	(c) Description of Investment Including Maturity Date, Rate of Interest, Collateral, Par or Maturity Value			(d)	(e)
	Identity of issue, borrower, lessor or similar party	Type	Shares/ Principal	Interest Rate	Maturity Date	Cost	Current Value
		Corporate stocks - common (continued):					
	Itoham Yonekyu Holdings Inc	Common Stock	16,800			$ 104,833	$ 95,996
	Itv Plc	Common Stock Gbp.1	390,678			330,010	584,980
	Iwg Plc	Common Stock	41,536			153,608	163,712
	Iyo Bank Ltd/The	Common Stock	23,400			174,235	117,046
	J Front Retailing Co Ltd	Common Stock	125,455			1,159,275	1,140,649
	J Front Retailing Co Ltd	Common Stock	26,500			227,341	240,940
	J Oil Mills Inc	Common Stock	2,000			34,842	29,004
	Jabil Inc	Common Stock Usd.001	53,249			2,852,144	3,746,067
	Jaccs Co Ltd	Common Stock	2,400			52,009	61,732
	James Hardie Industries Cdi	Cdi Eur.59	28,700			492,960	1,153,909
	Japan Airport Terminal Co	Common Stock	3,300			145,327	137,554
	Japan Excellent Inc	Reit	136			178,995	157,430
	Japan Petroleum Exploration	Common Stock	3,700			84,683	80,519
	Japan Prime Realty Investmen	Reit	88			261,690	304,911
	Japan Pulp + Paper Co Ltd	Common Stock	1,100			41,804	39,356
	Japan Securities Finance Co	Common Stock	9,700			58,677	80,865
	Japan Wool Textile Co Ltd	Common Stock	5,100			44,604	40,524
	Japfa Ltd	Common Stock	4,150			2,750	1,877
	Jb Hi Fi Ltd	Common Stock	35,329			1,227,874	1,241,145
	Jb Hi Fi Ltd	Common Stock	8,116			171,917	285,124
	Jcdecaux Sa	Common Stock	3,109			87,839	77,782
	Jdc Corp	Common Stock	4,200			23,684	20,425
	Jeol Ltd	Common Stock	36,863			2,340,400	2,941,869
	Jet2 Plc	Common Stock Gbp.0125	11,515			148,731	173,901
	Jgc Holdings Corp	Common Stock	298,187			2,885,869	2,488,452
	Jm Ab	Common Stock Sek1.0	6,052			139,195	273,127
	John Wood Group Plc	Common Stock Gbp.042857	75,449			335,006	195,289
	Johnson Electric Holdings	Common Stock Hkd.05	39,000			88,570	82,639
	Johnson Outdoors Inc A	Common Stock Usd.05	10,653			794,079	998,080
	Joshin Denki Co Ltd	Common Stock	2,000			57,435	37,167
	Jost Werke Ag	Common Stock	717			25,014	40,361
	Joyful Honda Co Ltd	Common Stock	6,100			72,313	78,028
	Jsp Corp	Common Stock	1,500			31,947	21,297
	Jtekt Corp	Common Stock	22,400			178,354	195,493
	Juno Minerals Ltd	Common Stock	9,031			-	821
	Jupiter Fund Management	Common Stock Gbp.02	49,291			325,471	171,178
	Juroku Financial Group Inc	Common Stock	3,100			77,577	58,363
	Just Group Plc	Common Stock Gbp.1	116,843			195,025	132,304
	Juventus Football Club Spa	Common Stock	25,297			18,067	9,913
	Jyske Bank Reg	Common Stock Dkk10.	5,907			361,315	304,370
	K S Ag Reg	Common Stock	20,738			356,986	358,112
	K S Holdings Corp	Common Stock	18,600			238,216	180,581
	K Wah Intl Holdings	Common Stock Hkd.1	115,609			68,659	44,634
	K92 Mining	Common Stock	107,092			684,937	610,225
	Kaga Electronics Co Ltd	Common Stock	1,200			30,787	34,076
	Kagome Co Ltd	Common Stock	2,900			77,750	75,349
	Kainos Group Plc	Common Stock Gbp.005	12,409			329,169	322,197
	Kaken Pharmaceutical Co Ltd	Common Stock	3,100			131,451	113,334
	Kamigumi Co Ltd	Common Stock	11,400			201,007	215,615
	Kanamoto Co Ltd	Common Stock	3,300			92,357	69,063
	Kandenko Co Ltd	Common Stock	11,700			103,363	87,073
	Kaneka Corp	Common Stock	5,300			174,637	173,744
	Kanematsu Corp	Common Stock	8,700			114,168	96,780
	Kanematsu Electronics Ltd	Common Stock	1,200			39,667	41,370
	Kanto Denka Kogyo Co Ltd	Common Stock	4,300			28,948	42,307
	Kaufman + Broad Sa	Common Stock Eur.26	1,524			78,184	64,038
	Kbc Ancora	Common Stock	3,862			182,092	184,634
	Kbr Inc	Common Stock Usd.001	19,645			908,594	935,495
	Keihanshin Rl Est	W	1,200			12,316	16,277
	Keikyu Corp	Common Stock	12,200			120,567	121,836
	Keiyo Bank Ltd/The	Common Stock	10,800			93,322	43,705
	Keller Group Plc	Common Stock Gbp.1	8,180			95,252	109,132
	Kemira Oyj	Common Stock	12,019			167,961	182,194

(a)	(b)	(c)			(d)	(e)
	Identity of issue, borrower, lessor or similar party	Description of Investment Including Maturity Date, Rate of Interest, Collateral, Par or Maturity Value				
		Type	Shares/ Principal	Interest Rate	Maturity Date	Cost	Current Value
		Corporate stocks - common (continued):					
	Kemper Corp	Common Stock Usd.1	21,036			$ 1,595,513	$ 1,236,706
	Kenedix Office Investment Co	Reit	47			287,579	290,191
	Kenedix Residential Next Inv	Reit	104			158,232	200,766
	Kenedix Retail Reit Corp	Reit	58			128,676	142,538
	Kenon Holdings Ltd	Common Stock	1,534			29,149	77,873
	Keppel Infrastructure Trust	Unit	203,400			82,753	82,226
	Keppel Pacific Oak Us Reit	Reit	80,500			58,626	64,400
	Keppel Reit	Reit	181,700			159,815	152,298
	Kerry Properties Ltd	Common Stock Hkd1.0	63,000			163,810	164,039
	Kewpie Corp	Common Stock	5,700			117,686	122,756
	Ki Star Real Estate Co Ltd	Common Stock	300			22,542	23,264
	Kier Group Plc	Common Stock Gbp.01	39,966			57,297	59,545
	Kinaxis Inc	Common Stock	20,000			2,552,370	2,807,743
	Kinden Corp	Common Stock	13,600			220,215	204,080
	Kinder Morgan Inc	Common Stock Usd.01	61,898			993,871	981,702
	Kindred Group Plc	Sdr Gbp.005	71,263			894,121	847,708
	Kinepolis	Common Stock	740			43,826	46,116
	Kintetsu World Express Inc	Common Stock	1,100			26,434	28,562
	Kisoji Co Ltd	Common Stock	1,400			25,750	26,710
	Kissei Pharmaceutical Co Ltd	Common Stock	2,800			73,914	54,806
	Kiwi Property Group Ltd	Common Stock	167,749			163,335	137,245
	Kiyo Bank Ltd/The	Common Stock	6,400			99,808	78,420
	Kloeckner + Co Se	Common Stock	8,069			109,819	98,367
	Koa Corp	Common Stock	1,400			19,573	19,610
	Kobe Steel Ltd	Common Stock	34,400			180,164	172,366
	Koenig + Bauer Ag	Common Stock Npv	1,509			52,193	53,712
	Kohnan Shoji Co Ltd	Common Stock	1,700			40,851	49,972
	Koito Manufacturing Co Ltd	Common Stock	25,700			1,536,182	1,359,151
	Kojamo Oyj	Common Stock Npv	13,408			282,158	323,858
	Kokuyo Co Ltd	Common Stock	8,700			114,728	129,493
	Komeri Co Ltd	Common Stock	3,400			89,784	75,497
	Konecranes Oyj	Common Stock Eur.5	6,465			205,632	258,496
	Konica Minolta Inc	Common Stock	49,400			187,676	224,789
	Koninklijke Bam Groep Nv	Common Stock Eur.1	29,798			135,462	91,154
	Konoike Transport Co Ltd	Common Stock	2,700			30,770	28,886
	Korian	Common Stock Eur5.0	8,050			268,420	254,860
	Korn Ferry	Common Stock Usd.01	17,448			843,503	1,321,337
	Kornit Digital Ltd	Common Stock Ils.01	8,919			247,990	1,357,918
	Krones Ag	Common Stock	446			44,981	48,640
	Kumagai Gumi Co Ltd	Common Stock	3,800			119,787	94,740
	Kuraray Co Ltd	Common Stock	32,800			338,439	284,549
	Kureha Corp	Common Stock	1,700			113,453	121,349
	Kws Saat Se + Co Kgaa	Common Stock Eur3.0	617			46,940	51,221
	Kyb Corp	Common Stock	2,000			57,646	56,011
	Kyoei Steel Ltd	Common Stock	2,300			34,979	28,262
	Kyokuto Kaihatsu Kogyo Co	Common Stock	3,200			45,596	42,461
	Kyorin Holdings Inc	Common Stock	4,500			84,241	72,138
	Kyoritsu Maintenance Co Ltd	Common Stock	141,908			4,844,894	4,972,418
	Kyoritsu Maintenance Co Ltd	Common Stock	900			31,672	31,536
	Kyudenko Corp	Common Stock	4,700			136,776	144,892
	Kyushu Electric Power Co Inc	Common Stock	43,700			351,989	325,222
	Kyushu Financial Group Inc	Common Stock	35,900			170,175	130,313
	Kyushu Railway Company	Common Stock	14,600			321,397	303,271
	L.K. Technology Holdings Ltd	Common Stock Hkd.1	18,064			40,638	37,193
	La Doria Spa	Common Stock Eur1.51	1,538			24,034	28,789
	Lagardere Sa	Common Stock Eur6.1	2,054			52,894	56,947
	Lancashire Holdings Ltd	Common Stock Usd.5	26,865			229,404	192,853
	Landis Gyr Group Ag	Common Stock Chf10.0	2,340			169,191	158,585
	Landstar System Inc	Common Stock Usd.01	15,655			2,025,865	2,802,558
	Lantheus Holdings Inc	Common Stock Usd.01	43,408			698,371	1,254,057
	Lar Espana Real Estate Socim	Reit Eur2.0	6,376			52,007	37,124
	Lectra	Common Stock Eur1.0	9,179			423,918	438,411
	Lemaitre Vascular Inc	Common Stock Usd.01	26,440			765,011	1,328,081

(a)	(b)	(c)			(d)	(e)
	Identity of issue, borrower, lessor or similar party	Description of Investment Including Maturity Date, Rate of Interest, Collateral, Par or Maturity Value				
		Type	Shares/ Principal	Interest Rate	Maturity Date	Cost	Current Value
		Corporate stocks - common (continued):					
	Lendingclub Corp	Common Stock Usd.01	299,073			$ 4,674,356	$ 7,231,585
	Lendlease Global Commercial	Reit	102,700			53,616	68,180
	Lenzing Ag	Common Stock	1,003			118,750	139,405
	Leonardo Spa	Common Stock Eur4.4	43,923			319,926	314,680
	Leonteq Ag	Common Stock Chf1.0	461			13,968	35,063
	Leopalace21 Corp	Common Stock	6,100			11,638	9,747
	Leovegas Ab	Common Stock Eur.012	8,138			31,543	31,496
	Leroy Seafood Group Asa	Common Stock Nok1.0	32,466			188,407	253,887
	Liberty Broadband C	Common Stock Usd.01	73,101			8,263,935	11,776,571
	Liechtenstein Landesbank	Common Stock Chf5.0	1,411			93,830	81,456
	Lindab International Ab	Common Stock Sek1.0	84,928			823,961	3,014,834
	Lindab International Ab	Common Stock Sek1.0	8,563			73,662	303,975
	Link Administration Holdings	Common Stock	49,006			172,156	198,458
	Lintec Corp	Common Stock	4,800			99,841	109,835
	Liontown Resources Ltd	Common Stock	75,558			100,461	91,191
	Lisi	Common Stock Eur.4	2,031			40,354	65,479
	Littelfuse Inc	Common Stock Usd.01	878			269,648	276,289
	Lkq Corp	Common Stock Usd.01	225,400			6,456,582	13,530,762
	Londonmetric Property Plc	Reit Gbp.1	93,714			256,887	359,722
	Loomis Ab	Common Stock Sek5.0	8,095			279,185	215,209
	Lotus Bakeries	Common Stock	283			1,653,783	1,799,016
	Luk Fook Holdings Intl Ltd	Common Stock Hkd.1	38,000			69,178	102,356
	Luna Innovations Inc	Common Stock Usd.001	96,621			635,880	815,481
	Lxi Reit Plc	Reit	78,131			133,679	153,446
	Lyft Inc A	Common Stock Usd.00001	368,764			11,906,315	15,757,286
	M/I Homes Inc	Common Stock Usd.01	18,157			682,137	1,129,002
	M6 Metropole Television	Common Stock Eur.4	2,815			77,085	54,933
	Mabuchi Motor Co Ltd	Common Stock	3,400			121,981	112,197
	Macnica Fuji Electronics Hol	Common Stock	5,100			95,444	121,881
	Macom Technology Solutions H	Common Stock Usd.001	15,438			1,152,478	1,208,795
	Magnachip Semiconductor Corp	Common Stock Usd.01	54,669			607,892	1,146,409
	Maire Tecnimont Spa	Common Stock	13,247			58,253	62,668
	Maisons Du Monde Sa	Common Stock Eur3.24	73,303			1,711,795	1,697,213
	Maisons Du Monde Sa	Common Stock Eur3.24	1,844			42,471	42,695
	Makino Milling Machine Co	Common Stock	2,700			101,943	96,366
	Man Group Plc/Jersey	Common Stock Usd.03428571	154,130			366,671	474,723
	Mandom Corp	Common Stock	3,200			40,140	39,349
	Manhattan Associates Inc	Common Stock Usd.01	17,661			2,887,506	2,746,109
	Mani Inc	Common Stock	101,484			2,536,354	1,405,644
	Manitou Bf	Common Stock Eur1.0	1,064			30,779	33,335
	Manulife Us Real Estate Inv	Reit	151,975			137,900	101,823
	Mapfre Sa	Common Stock Eur.1	115,188			222,071	236,506
	Mapletree North Asia Commerc	Reit	240,200			162,493	204,896
	Marks + Spencer Group Plc	Common Stock Gbp.01	1,027,216			2,761,422	3,219,498
	Marks + Spencer Group Plc	Common Stock Gbp.01	210,916			394,305	661,052
	Marston S Plc	Common Stock Gbp.07375	59,151			70,979	61,690
	Maruha Nichiro Corp	Common Stock	2,800			57,034	58,478
	Marui Group Co Ltd	Common Stock	10,400			191,064	195,528
	Maruichi Steel Tube Ltd	Common Stock	6,300			135,251	139,343
	Maruzen Showa Unyu Co Ltd	Common Stock	1,300			32,215	36,125
	Matas A/S	Common Stock Dkk2.5	102,400			1,758,749	1,949,283
	Matas A/S	Common Stock Dkk2.5	97,224			1,949,105	1,850,753
	Matas A/S	Common Stock Dkk2.5	4,389			54,018	83,549
	Matsui Securities Co Ltd	Common Stock	12,500			119,388	85,863
	Matsuya Co Ltd	Common Stock	1,500			12,787	10,785
	Max Co Ltd	Common Stock	2,600			34,908	43,350
	Maxlinear Inc	Common Stock	31,696			2,350,953	2,389,561
	Maxvalu Tokai Co Ltd	Common Stock	1,200			28,991	28,761
	Mayne Pharma Group Ltd	Common Stock	99,729			25,720	21,390
	Mccormick + Co Non Vtg Shrs	Common Stock	3,073			275,083	296,883
	Mcmillan Shakespeare Ltd	Common Stock	7,967			72,017	69,972
	Mebuki Financial Group Inc	Common Stock	107,500			221,866	221,245
	Mediaset Espana Comunicacion	Common Stock Eur.5	17,500			178,167	81,793

(a)	(b)	(c)			(d)	(e)
	Identity of issue, borrower, lessor or similar party	Description of Investment Including Maturity Date, Rate of Interest, Collateral, Par or Maturity Value				
		Type	Shares/ Principal	Interest Rate	Maturity Date	Cost	Current Value
		Corporate stocks - common (continued):					
	Mediclinic International Plc	Common Stock Gbp.1	116,435			$ 481,548	$ 505,288
	Mediclinic International Plc	Common Stock Gbp.1	44,605			196,415	193,570
	Megmilk Snow Brand Co Ltd	Common Stock	5,200			100,195	89,861
	Mehadrin Ltd	Common Stock Ils1.	1			36	57
	Meitec Corp	Common Stock	19,710			969,061	1,158,757
	Mekonomen Ab	Common Stock Sek2.5	4,221			55,454	73,242
	Melco International Develop.	Common Stock	30,000			39,271	36,594
	Melexis Nv	Common Stock	1,016			79,729	121,085
	Melia Hotels International	Common Stock Eur.2	8,431			49,537	57,546
	Melisron	Common Stock Ils1.0	2,282			138,134	212,627
	Menora Mivtachim Holdings Lt	Common Stock Ils1.0	2,789			30,581	65,970
	Mercialys	Reit Eur1.0	7,799			133,482	76,008
	Merlin Properties Socimi Sa	Reit Eur1.0	412,927			3,993,115	4,493,885
	Merlin Properties Socimi Sa	Reit Eur1.0	38,087			321,832	414,501
	Mersen	Common Stock Eur2.0	1,584			62,764	66,469
	Mesa Laboratories Inc	Common Stock	3,445			415,549	1,130,270
	Metall Zug Ag Shs B Reg	Common Stock Chf25.0	13			18,987	29,391
	Metcash Ltd	Common Stock	112,003			274,033	366,444
	Metro Ag	Common Stock	13,619			124,805	142,795
	Metropolitan Bank Holding Co	Common Stock	3,495			332,346	372,322
	Metrovacesa Sa	Common Stock Eur.16	4,094			30,503	33,149
	Metsa Board Oyj B	Common Stock Eur1.7	19,031			94,202	186,338
	Metso Outotec Oyj	Common Stock	201,796			1,483,030	2,145,201
	Meyer Burger Technology Ag	Common Stock Chf.05	2,566			1,165	1,318
	Mfe Mediaforeurope Nv Cl A	Common Stock	1,267			1,522	1,543
	Mfe Mediaforeurope Nv Cl B	Common Stock Eur.6	632			1,167	1,070
	Mgm China Holdings Ltd	Common Stock Hkd1.0	2,580			3,942	1,582
	Micro Focus International	Common Stock Gbp.1	36,794			186,583	208,263
	Micronics Japan Co Ltd	Common Stock	2,000			19,011	32,200
	Migdal Insurance + Financial	Common Stock Ils.01	40,685			43,968	67,072
	Minebea Mitsumi Inc	Common Stock	40,020			443,872	1,134,691
	Mineral Resources Ltd	Common Stock	11,296			295,358	459,914
	Mips Ab	Common Stock Sek.1	35,792			4,051,418	4,692,490
	Miquel Y Costas	Common Stock Eur2.0	2,080			25,554	30,986
	Mirai Corp	Reit	126			53,254	54,107
	Mirait Holdings Corp	Common Stock	6,800			107,183	112,019
	Mitchells + Butlers Plc	Common Stock Gbp.0854167	28,868			100,982	100,097
	Mithra Pharmaceuticals	Common Stock	1,038			29,466	23,585
	Mitsubishi Materials Corp	Common Stock	12,200			232,984	209,240
	Mitsubishi Motors Corp	Common Stock	36,300			65,446	101,188
	Mitsubishi Pencil Co Ltd	Common Stock	3,800			68,195	39,962
	Mitsubishi Research Institut	Common Stock	800			31,095	28,067
	Mitsubishi Shokuhin Co Ltd	Common Stock	1,900			51,688	45,638
	Mitsuboshi Belting Ltd	Common Stock	2,600			49,102	48,679
	Mitsui Dm Sugar Holdings Co	Common Stock	1,800			70,726	30,293
	Mitsui Mining + Smelting Co	Common Stock	2,800			110,110	76,228
	Mitsui Osk Lines Ltd	Common Stock	11,700			224,439	867,683
	Mitsui Soko Holdings Co Ltd	Common Stock	1,400			21,949	30,224
	Mivne Real Estate Kd Ltd	Common Stock Ils1.0	65,641			219,978	282,187
	Mixi Inc	Common Stock	4,900			114,302	85,741
	Miyazaki Bank Ltd/The	Common Stock	7,814			225,934	141,141
	Mizuho Leasing Co Ltd	Common Stock	2,900			76,478	80,335
	Mizuno Corp	Common Stock	1,800			43,028	35,076
	Mlp Se	Common Stock	7,558			52,541	73,659
	Mobilezone Holding Ag Reg	Common Stock Chf.01	4,308			46,066	64,397
	Mobimo Holding Ag Reg	Common Stock Chf3.4	719			196,980	241,074
	Mochida Pharmaceutical Co	Common Stock	2,600			99,986	78,572
	Modec Inc	Common Stock	2,100			47,865	25,111
	Model N Inc	Common Stock Usd.00015	27,448			616,410	824,263
	Modivcare Inc	Common Stock Usd.001	6,056			425,719	898,044
	Molecular Partners Ag	Common Stock Chf.1	20			478	392
	Monadelphous Group Ltd	Common Stock	9,610			107,014	67,424
	Moneysupermarket.Com	Common Stock Gbp.0002	58,987			157,117	172,573

(a)	(b)	(c) Description of Investment Including Maturity Date, Rate of Interest, Collateral, Par or Maturity Value			(d)	(e)
	Identity of issue, borrower, lessor or similar party	Type	Shares/ Principal	Interest Rate	Maturity Date	Cost	Current Value
		Corporate stocks - common (continued):					
	Montana Aerospace Ag	Common Stock	36,824			$ 1,314,911	$ 1,368,043
	Montrose Environmental Group	Common Stock	21,893			331,788	1,543,675
	Moran Foods	Dummy Cusip	4,966			1	1
	Morgan Sindall Group Plc	Common Stock Gbp.05	78,347			2,736,976	2,674,151
	Morgan Sindall Group Plc	Common Stock Gbp.05	4,351			102,498	148,509
	Mori Hills Reit Investment C	Reit	167			216,394	226,379
	Mori Trust Sogo Reit Inc	Reit	111			165,244	139,575
	Morita Holdings Corp	Common Stock	2,700			30,277	30,668
	Mos Food Services Inc	Common Stock	900			25,180	24,072
	Mpc Container Ships As	Common Stock Nok1.0	15,512			36,611	43,185
	Msc Industrial Direct Co A	Common Stock Usd.001	95,000			6,460,445	7,985,700
	Murphy Oil Corp	Common Stock Usd1.0	135,901			2,875,022	3,548,375
	Murphy Usa Inc	Common Stock	1,483			230,089	295,473
	Musashino Bank Ltd/The	Common Stock	3,000			96,321	46,867
	Myr Group Inc/Delaware	Common Stock Usd.01	15,428			485,735	1,705,565
	Nachi Fujikoshi Corp	Common Stock	1,600			89,090	57,245
	Nafco Co Ltd	Common Stock	1,400			30,212	21,300
	Nagaileben Co Ltd	Common Stock	1,100			29,089	21,627
	Nagase + Co Ltd	Common Stock	131,934			2,111,588	2,134,454
	Nagase + Co Ltd	Common Stock	10,900			185,433	176,342
	Nagoya Railroad Co Ltd	Common Stock	7,000			107,084	106,378
	Naked Wines Plc	Common Stock Gbp.075	2,631			22,248	23,199
	Nano Dimension Ltd Adr	Adr	28,300			135,628	107,540
	Nanto Bank Ltd/The	Common Stock	2,900			79,945	48,881
	Natera Inc	Common Stock Usd.0001	17,337			2,035,076	1,619,102
	National Energy Services Reu	Common Stock	83,477			651,481	790,254
	National Express Group Plc	Common Stock Gbp.05	40,017			114,410	139,405
	National Storage Reit	Reit	122,669			178,365	237,236
	National Vision Holdings Inc	Common Stock Usd.01	26,453			1,460,745	1,269,479
	Natures Sunshine Prods Inc	Common Stock	49,574			913,897	917,119
	Navigator Co Sa/The	Common Stock Npv	23,008			132,351	87,652
	Ncc Ab B Shs	Common Stock Sek8.0	8,697			169,781	161,090
	Ncc Group Plc	Common Stock Gbp.01	18,003			46,975	56,937
	Ncr Corporation	Common Stock Usd.01	64,022			2,429,417	2,573,684
	Neinor Homes Sa	Common Stock Eur10.0	3,139			40,886	37,624
	Neles Oyj	Common Stock	4,758			47,029	74,074
	Neogenomics Inc	Common Stock Usd.001	25,838			407,313	881,593
	Neophotonics Corp	Common Stock Usd.0025	133,992			1,194,481	2,059,457
	Net One Systems Co Ltd	Common Stock	15,000			476,574	403,804
	Netcompany Group As	Common Stock Dkk1.0	18,052			1,318,560	1,944,518
	Nevro Corp	Common Stock Usd.001	98,395			12,032,102	7,976,883
	New Residential Investment	Reit Usd.01	246,031			2,773,801	2,634,992
	New Wave Group Ab B Shs	Common Stock Sek3.0	4,260			52,314	78,953
	New York Mortgage Trust Inc	Reit Usd.02	244,135			918,070	908,182
	New York Times Co A	Common Stock Usd.1	358,959			12,766,466	17,337,720
	Newell Brands Inc	Common Stock Usd1.0	114,334			2,960,816	2,497,055
	Nexans Sa	Common Stock Eur1.0	2,632			242,696	256,958
	Nexity	Common Stock Eur5.0	4,233			277,544	199,001
	Nextdc Ltd	Common Stock	170,748			893,488	1,587,781
	Ngk Spark Plug Co Ltd	Common Stock	16,600			254,059	288,740
	Nh Foods Ltd	Common Stock	9,000			306,474	323,564
	Nhk Spring Co Ltd	Common Stock	21,100			213,925	179,200
	Nichi Iko Pharmaceutical Co	Common Stock	5,200			62,153	31,835
	Nichias Corp	Common Stock	33,569			759,734	808,653
	Nichias Corp	Common Stock	29,733			746,895	716,246
	Nichias Corp	Common Stock	5,800			126,590	139,718
	Nichiden Corp	Common Stock	1,300			24,964	26,541
	Nichirei Corp	Common Stock	169,252			4,386,507	3,914,012
	Nickel Mines Ltd	Common Stock	31,539			31,761	32,791
	Nihon Parkerizing Co Ltd	Common Stock	8,500			89,150	83,040
	Nikkon Holdings Co Ltd	Common Stock	6,500			166,574	122,261
	Nikon Corp	Common Stock	32,800			209,693	353,194
	Nine Entertainment Co Holdin	Common Stock	157,156			260,403	332,497

(a)	(b)	(c)			(d)	(e)
	Identity of issue, borrower, lessor or similar party	Description of Investment Including Maturity Date, Rate of Interest, Collateral, Par or Maturity Value				
		Type	Shares/ Principal	Interest Rate / Maturity Date	Cost	Current Value
		Corporate stocks - common (continued):				
	Nippn Corp	Common Stock	5,200		$ 79,897	$ 74,779
	Nippon Accommodations Fund	Reit	25		113,880	143,936
	Nippon Carbon Co Ltd	Common Stock	800		31,550	28,970
	Nippon Ceramic Co Ltd	Common Stock	900		20,909	22,009
	Nippon Densetsu Kogyo Co Ltd	Common Stock	3,600		77,655	51,958
	Nippon Electric Glass Co Ltd	Common Stock	8,700		190,947	222,798
	Nippon Kanzai Co Ltd	Common Stock	1,400		24,608	35,123
	Nippon Kayaku Co Ltd	Common Stock	14,900		184,008	153,199
	Nippon Koei Co Ltd	Common Stock	1,300		35,394	36,012
	Nippon Light Metal Holdings	Common Stock	6,280		163,138	94,019
	Nippon Paper Industries Co L	Common Stock	11,100		203,447	104,682
	Nippon Parking Development C	Common Stock	20,600		26,844	24,687
	Nippon Reit Investment Corp	Reit	44		198,014	156,658
	Nippon Road Co Ltd	Common Stock	700		36,264	50,089
	Nippon Seiki Co Ltd	Common Stock	5,300		91,206	53,435
	Nippon Shokubai Co Ltd	Common Stock	2,900		129,491	133,976
	Nippon Signal Company Ltd	Common Stock	2,900		27,524	23,043
	Nippon Soda Co Ltd	Common Stock	2,200		65,038	63,237
	Nippon Steel Trading Corp	Common Stock	1,600		85,829	69,749
	Nippon Television Holdings	Common Stock	5,600		61,074	56,800
	Nipro Corp	Common Stock	14,200		172,489	134,287
	Nishi Nippon Financial Holdi	Common Stock	13,000		152,742	83,991
	Nishi Nippon Railroad Co Ltd	Common Stock	62,567		1,667,732	1,417,544
	Nishi Nippon Railroad Co Ltd	Common Stock	2,300		57,188	52,110
	Nishimatsu Construction Co	Common Stock	3,200		80,830	101,290
	Nishimatsuya Chain Co Ltd	Common Stock	3,000		30,866	35,978
	Nishio Rent All Co Ltd	Common Stock	16,802		431,739	419,047
	Nishio Rent All Co Ltd	Common Stock	2,000		52,544	49,881
	Nissan Shatai Co Ltd	Common Stock	4,400		41,117	26,938
	Nissha Co Ltd	Common Stock	1,300		13,655	18,853
	Nisshin Oillio Group Ltd/The	Common Stock	2,600		72,458	65,454
	Nisshinbo Holdings Inc	Common Stock	15,900		169,688	120,815
	Nissin Electric Co Ltd	Common Stock	5,200		58,096	71,167
	Nitta Corp	Common Stock	2,100		61,781	53,742
	Nittetsu Mining Co Ltd	Common Stock	600		36,264	34,336
	Nitto Boseki Co Ltd	Common Stock	1,100		25,833	28,132
	Nitto Kogyo Corp	Common Stock	2,800		43,869	38,661
	Nkt A/S	Common Stock Dkk20.0	1,391		23,553	67,123
	Nobia Ab	Common Stock Sek.33	11,440		79,984	68,864
	Nobina Ab	Common Stock Sek.36	7,914		68,866	93,529
	Noevir Holding Co	Common Stock	1,800		83,546	84,252
	Nojima Co Ltd	Common Stock	1,400		27,440	29,275
	Nok Corp	Common Stock	9,800		146,492	106,549
	Nokian Renkaat Oyj	Common Stock	150,597		5,809,406	5,702,920
	Nokian Renkaat Oyj	Common Stock	14,240		339,899	539,251
	Nolato Ab B Shs	Common Stock Sek.5	300,490		2,339,136	3,581,114
	Nomura Co Ltd	Common Stock	2,400		21,205	19,862
	Nordex Se	Common Stock	5,064		89,749	80,105
	Noritake Co Ltd	Common Stock	1,000		41,045	43,593
	Noritz Corp	Common Stock	2,700		46,867	39,343
	Norma Group Se	Common Stock	3,422		147,984	131,844
	North Pacific Bank Ltd	Common Stock	28,400		96,702	61,656
	Northern Data Ag	Common Stock	569		67,125	49,824
	Norwegian Air Shuttle As	Common Stock Nok.1	35,095		34,904	42,783
	Nos Sgps	Common Stock Eur.01	143,637		550,766	559,242
	Nos Sgps	Common Stock Eur.01	22,157		129,914	85,922
	Nrw Holdings Ltd	Common Stock	48,712		67,179	62,509
	Ns United Kaiun Kaisha Ltd	Common Stock	1,000		20,086	30,350
	Nsi Nv	Reit Eur3.68	2,251		90,887	89,594
	Nsk Ltd	Common Stock	42,200		286,340	270,449
	Ntn Corp	Common Stock	27,800		103,125	57,939
	Ntt Ud Reit Investment Corp	Reit	122		130,998	164,425
	Nufarm Ltd	Common Stock	36,230		117,962	127,754

(a)	(b)	(c) Description of Investment Including Maturity Date, Rate of Interest, Collateral, Par or Maturity Value			(d)	(e)
	Identity of issue, borrower, lessor or similar party	Type	Shares/ Principal	Interest Rate	Maturity Date	Cost	Current Value
		Corporate stocks - common (continued):					
	Numis Corporation Plc	Common Stock Gbp.05	2,387			$ 12,751	$ 11,057
	Nws Holdings Ltd	Common Stock Hkd1.0	168,000			144,707	157,521
	Nyfosa Ab	Common Stock Sek.5	19,651			122,080	338,591
	O Reilly Automotive Inc	Common Stock Usd.01	405			267,551	286,023
	Obara Group Inc	Common Stock	100			3,452	3,056
	Oc Oerlikon Corp Ag Reg	Common Stock Chf1.0	20,180			316,480	207,414
	Oceania Healthcare Ltd	Common Stock	69,389			41,213	63,660
	Oci Nv	Common Stock Eur.02	75,868			1,549,718	1,986,098
	Ogaki Kyoritsu Bank Ltd/The	Common Stock	3,700			94,848	62,108
	Oge Energy Corp	Common Stock Usd.01	84,051			2,867,355	3,225,877
	Oil Refineries Ltd	Common Stock Ils1.	181,853			44,621	52,235
	Oiles Corp	Common Stock	2,400			50,071	35,201
	Okamoto Industries Inc	Common Stock	1,200			44,297	44,028
	Okamura Corp	Common Stock	6,000			58,037	67,005
	Okasan Securities Group Inc	Common Stock	16,100			96,138	53,268
	Oki Electric Industry Co Ltd	Common Stock	5,200			69,270	40,822
	Okinawa Cellular Telephone	Common Stock	1,300			60,058	57,687
	Okinawa Electric Power Co	Common Stock	4,566			94,729	57,692
	Okinawa Financial Group Inc	Common Stock	2,200			86,203	42,221
	Okuma Corp	Common Stock	2,600			108,675	115,601
	Okumura Corp	Common Stock	19,167			546,289	536,786
	Okumura Corp	Common Stock	3,400			132,826	95,219
	Old Dominion Freight Line	Common Stock Usd.1	1,204			362,970	431,490
	Omni Bridgeway Ltd	Common Stock	23,735			58,444	63,504
	Omnicell Inc	Common Stock Usd.001	30,714			5,345,174	5,542,034
	Omnicell Inc	Common Stock Usd.001	11,080			2,000,317	1,999,275
	One Reit Inc	Reit	23			52,713	60,319
	One Software Technologies Lt	Common Stock Ils.01	4,550			59,513	90,491
	Onemain Holdings Inc	Common Stock Usd.01	31,280			1,276,731	1,565,251
	Oneok Inc	Common Stock Usd.01	64,467			2,851,650	3,788,081
	Onoken Co Ltd	Common Stock	34,100			519,828	496,005
	Ontex Group Nv	Common Stock	7,042			191,572	55,977
	Onward Holdings Co Ltd	Common Stock	11,300			93,380	29,340
	Ooh Media Ltd	Common Stock	63,256			71,067	77,724
	Opc Energy Ltd	Common Stock	5,292			55,031	59,340
	Open Text Corp	Common Stock	341,400			11,342,952	16,209,672
	Optex Group Co Ltd	Common Stock	2,200			38,435	31,389
	Orange Belgium	Common Stock	1,642			31,605	37,159
	Organo Corp	Common Stock	13,233			864,677	994,012
	Orient Corp	Common Stock	55,100			60,767	59,811
	Origin Enterprises Plc	Common Stock Eur.01	13,425			94,611	50,381
	Oriola Corp B	Common Stock	12,749			41,224	29,069
	Orora Ltd	Common Stock	95,505			261,616	243,029
	Osaka Soda Co Ltd	Common Stock	1,400			37,068	36,959
	Osb Group Plc	Common Stock Gbp.01	336,732			1,742,080	2,529,001
	Osb Group Plc	Common Stock Gbp.01	48,627			282,486	365,209
	Osg Corp	Common Stock	9,200			144,279	142,688
	Ossur Hf	Common Stock Isk1.	18,949			147,181	121,010
	Oue Commercial Real Estate I	Reit	231,507			104,071	75,558
	Oue Ltd	Common Stock	30,900			28,816	31,172
	Outokumpu Oyj	Common Stock	39,822			223,397	249,071
	Ovintiv Inc	Common Stock	98,126			1,626,471	3,306,846
	Ovs Spa	Common Stock Npv	19,544			59,320	56,897
	Oxford Industries Inc	Common Stock Usd1.0	10,850			766,475	1,101,492
	Oxford Nanopore Technologies	Common Stock Gbp.0001	102,960			824,493	973,390
	Oxley Holdings Ltd	Common Stock	1,287			179	179
	Oz Minerals Ltd	Common Stock	132,961			2,513,063	2,728,008
	Oz Minerals Ltd	Common Stock	35,870			269,441	735,958
	Pacific Basin Shipping Ltd	Common Stock Usd.01	6,988,419			1,982,751	2,563,636
	Pacific Basin Shipping Ltd	Common Stock Usd.01	151,000			57,527	55,393
	Pacific Industrial Co Ltd	Common Stock	4,300			41,290	45,369
	Pacific Textiles Holdings	Common Stock Hkd.001	98,000			94,787	46,258
	Pacira Biosciences Inc	Common Stock Usd.001	28,786			1,354,404	1,732,054

(a)	(b)	(c)			(d)	(e)
	Identity of issue, borrower, lessor or similar party	Description of Investment Including Maturity Date, Rate of Interest, Collateral, Par or Maturity Value				
		Type	Shares/ Principal	Interest Rate / Maturity Date	Cost	Current Value
		Corporate stocks - common (continued):				
	Pack Corp/The	Common Stock	1,400		$ 40,174	$ 32,801
	Pact Group Holdings Ltd	Common Stock	23,006		43,111	42,318
	Pagegroup Plc	Common Stock Gbp.01	83,330		766,905	715,008
	Pagegroup Plc	Common Stock Gbp.01	35,780		299,498	307,008
	Pal Group Holdings Co Ltd	Common Stock	800		8,746	11,921
	Pandox Ab	Common Stock Sek2.5	10,026		161,757	161,677
	Pantheon Resources Plc	Common Stock Gbp.01	24,000		24,361	25,128
	Papa John S Intl Inc	Common Stock Usd.01	42,854		2,030,406	5,719,723
	Paragon Banking Group Plc	Common Stock Gbp1.0	27,663		188,850	212,257
	Paramount Bed Holdings Co Lt	Common Stock	2,800		57,726	47,439
	Parkland Corp	Common Stock	35,831		1,015,657	986,299
	Partner Communications Co	Common Stock Ils.01	15,410		94,415	125,512
	Pason Systems Inc	Common Stock	93,900		836,444	857,860
	Patrizia Ag	Common Stock	3,208		91,714	74,787
	Patterson Uti Energy Inc	Common Stock Usd.01	125,238		1,341,236	1,058,261
	Paz Oil Co Ltd	Common Stock Ils5.	1,059		163,484	131,575
	Pccw Ltd	Common Stock	463,000		254,629	234,579
	Pdc Energy Inc	Common Stock Usd.01	79,973		1,256,271	3,901,083
	Peab Ab Class B	Common Stock Sek5.35	19,612		165,581	247,374
	Peabody Energy Corp	Common Stock	133,657		1,441,210	1,345,926
	Peach Property Group Ag	Common Stock Chf1.0	398		26,280	27,694
	Pembina Pipeline Corp	Common Stock Npv	628,113		20,366,348	19,050,667
	Pendal Group Ltd	Common Stock	34,596		242,161	140,102
	Pennon Group Plc	Common Stock Gbp.6105	30,111		492,228	475,948
	Pennymac Financial Services	Common Stock Usd.0001	35,576		2,341,274	2,482,493
	Penta Ocean Construction Co	Common Stock	73,262		418,287	413,532
	Penta Ocean Construction Co	Common Stock	29,800		172,617	168,208
	Pepper Money Ltd/Au	Common Stock	15,747		23,787	24,730
	Per Aarsleff Holding A/S	Common Stock Dkk2.0	2,044		74,628	95,477
	Perenti Global Ltd	Common Stock	62,630		87,935	42,120
	Perficient Inc	Common Stock Usd.001	14,395		335,959	1,861,130
	Perkinelmer Inc	Common Stock Usd1.0	20,212		3,149,359	4,063,825
	Perpetual Ltd	Common Stock	6,075		218,384	158,873
	Perrigo Co Plc	Common Stock Eur.001	64,358		2,970,166	2,503,526
	Petrofac Ltd	Common Stock Usd.02	42,603		215,765	66,532
	Pets At Home Group Plc	Common Stock Gbp.01	138,400		561,254	871,670
	Pets At Home Group Plc	Common Stock Gbp.01	480,882		2,858,166	3,028,688
	Pets At Home Group Plc	Common Stock Gbp.01	35,436		92,894	223,183
	Peugeot Invest	Common Stock Eur1.0	533		64,630	75,160
	Pexip Holding Asa	Common Stock Nok.015	54		362	229
	Pgs Asa	Common Stock Nok3.0	2,033,540		1,002,103	846,319
	Phoenix Holdings Ltd/The	Common Stock Ils1.0	16,428		94,412	212,344
	Piaggio + C. S.P.A.	Common Stock	17,227		43,457	56,303
	Picton Property Income Ltd	Reit	62,758		76,861	86,703
	Pigeon Corp	Common Stock	31,400		642,911	599,342
	Pigeon Corp	Common Stock	3,600		72,954	68,714
	Pilgrim S Pride Corp	Common Stock Usd.01	30,312		620,993	854,798
	Pinnacle Investment Manageme	Common Stock	380,389		3,917,467	4,317,131
	Piolax Inc	Common Stock	2,900		72,065	44,273
	Pirelli + C Spa	Common Stock Npv	44,990		283,677	312,501
	Pirelli + C Spa	Common Stock Npv	37,573		203,393	260,983
	Plains Gp Holdings Lp Cl A	Common Stock	417,972		4,121,088	4,238,236
	Plastic Omnium	Common Stock Eur.5	6,464		191,646	168,041
	Platinum Asset Management	Common Stock	36,786		70,699	72,212
	Plenus Co Ltd	Common Stock	1,100		19,590	19,267
	Plus500 Ltd	Common Stock Ils.01	5,768		119,248	106,289
	Pne Ag	Common Stock	2,318		20,640	22,274
	Pointsbet Holdings Ltd	Common Stock	119		1,603	669
	Pola Orbis Holdings Inc	Common Stock	35,400		935,024	589,308
	Polar Capital Holdings Plc	Common Stock Gbp.025	4,752		53,817	51,040
	Polypeptide Group Ag	Common Stock Chf.01	8,507		1,035,631	1,279,108
	Porr Ag	Common Stock	1,361		47,228	21,266
	Postnl Nv	Common Stock Eur.08	52,637		200,125	229,080

(a)	(b)	(c)			(d)	(e)
	Identity of issue, borrower, lessor or similar party	Description of Investment Including Maturity Date, Rate of Interest, Collateral, Par or Maturity Value				
		Type	Shares/ Principal	Interest Rate	Maturity Date	Cost	Current Value
		Corporate stocks - common (continued):					
	Prashkovsky Investments + Co	Common Stock Ils1.0	392			$ 13,200	$ 16,084
	Precinct Properties New Zeal	Common Stock	138,136			152,505	157,940
	Premier Foods Plc	Common Stock Gbp.1	617,641			914,867	935,278
	Premier Foods Plc	Common Stock Gbp.1	67,815			41,276	102,691
	Premier Inc Class A	Common Stock Usd.01	42,853			1,662,898	1,764,258
	Premier Investments Limited	Common Stock	9,509			112,174	209,618
	Primary Health Properties	Reit Gbp.125	144,315			262,234	295,938
	Prime Us Reit	Reit	51,600			43,363	43,086
	Property + Building Corp Ltd	Common Stock Ils1.0	236			20,351	33,811
	Prosegur Cash Sa	Common Stock Eur.02	48,775			75,550	34,722
	Prosegur Comp Seguridad	Common Stock Eur.06	22,825			103,718	59,960
	Prosiebensat.1 Media Se	Common Stock	121,008			2,382,231	1,927,920
	Prosiebensat.1 Media Se	Common Stock	17,734			285,841	282,541
	Prosperity Reit	Reit	143,000			62,120	56,493
	Protector Forsikring Asa	Common Stock Nok1.0	3,362			37,787	41,328
	Proto Corp	Common Stock	1,300			13,820	15,500
	Provident Financial Plc	Common Stock Gbp.2072727	26,255			91,611	127,735
	Psp Swiss Property Ag Reg	Common Stock Chf.1	4,945			527,247	617,073
	Pva Tepla Ag	Common Stock	47,050			1,421,361	2,241,870
	Pz Cussons Plc	Common Stock Gbp.01	22,913			80,303	63,776
	Qcr Holdings Inc	Common Stock Usd1.0	28,189			1,012,201	1,578,584
	Qinetiq Group Plc	Common Stock Gbp.01	63,141			218,875	227,487
	Quadient Sa	Common Stock Eur1.0	3,694			104,482	80,404
	Qualys Inc	Common Stock Usd.001	18,631			2,468,799	2,556,546
	Qube Holdings Ltd	Common Stock	3,114,532			7,523,232	7,178,214
	Qube Holdings Ltd	Common Stock	98,769			189,784	227,638
	Quilter Plc	Common Stock Gbp.01	184,871			352,201	371,842
	Quinstreet Inc	Common Stock Usd.001	72,752			1,052,549	1,323,359
	Radiant Logistics Inc	Common Stock Usd.001	140,948			728,866	1,027,511
	Rai Way Spa	Common Stock Npv	10,176			58,604	60,407
	Raito Kogyo Co Ltd	Common Stock	5,000			56,495	86,015
	Raiznext Corp	Common Stock	3,300			31,438	33,500
	Rambus Inc	Common Stock Usd.001	52,704			1,524,100	1,548,971
	Ramelius Resources Ltd	Common Stock	25,523			28,690	29,134
	Rami Levy Chain Stores Hashi	Common Stock Ils.01	1,030			68,553	77,207
	Rank Group Plc	Common Stock Gbp.1388889	29,906			73,272	63,190
	Ranpak Holdings Corp	Common Stock Usd.0001	48,485			391,294	1,822,066
	Rathbones Group Plc	Common Stock Gbp.05	6,383			159,214	171,526
	Ratos Ab B Shs	Common Stock Sek3.15	11,670			38,571	74,695
	Re Newcell Ab	Common Stock Sek.03	116			3,199	2,801
	Re/Max Holdings Inc Cl A	Common Stock Usd.0001	29,834			1,056,354	909,639
	Reach Plc	Common Stock Gbp.1	33,144			114,855	126,820
	Realogy Holdings Corp	Common Stock Usd.01	81,486			635,454	1,369,780
	Rec Silicon Asa	Common Stock Nok1.0	324			671	616
	Recticel	Common Stock	4,761			61,018	94,857
	Redde Northgate Plc	Common Stock Gbp.5	26,055			132,685	154,042
	Redes Energeticas Nacionais	Common Stock Eur1.	42,789			128,499	123,839
	Redrow Plc	Common Stock Gbp.105	267,045			2,436,065	2,534,788
	Redrow Plc	Common Stock Gbp.105	30,645			220,843	290,882
	Regional Reit Ltd	Reit	43,817			53,436	55,728
	Regis Resources Ltd	Common Stock	80,875			201,814	114,660
	Reinsurance Group Of America	Common Stock Usd.01	22,993			3,027,253	2,517,504
	Reit 1 Ltd	Reit Ils1.0	19,085			83,833	136,251
	Renalytix Plc	Common Stock Gbp.00025	2,530			43,441	21,246
	Rengo Co Ltd	Common Stock	19,700			148,033	148,834
	Reply Spa	Common Stock Eur.13	18,912			3,833,287	3,843,251
	Restar Holdings Corp	Common Stock	2,000			38,161	35,014
	Restaurant Group Plc	Common Stock Gbp.28125	1,099,401			1,638,085	1,404,206
	Restaurant Group Plc	Common Stock Gbp.28125	85,085			154,046	108,675
	Resurs Holding Ab	Common Stock Sek.005	14,954			83,074	62,797
	Retail Estates	Reit	1,087			97,579	88,260
	Retail Partners Co Ltd	Common Stock	2,100			21,500	25,001
	Rexel Sa	Common Stock Eur5.0	26,403			310,731	535,354

(a)	(b)	(c) Description of Investment Including Maturity Date, Rate of Interest, Collateral, Par or Maturity Value			(d)	(e)
	Identity of issue, borrower, lessor or similar party	Type	Shares/ Principal	Interest Rate	Maturity Date	Cost	Current Value
		Corporate stocks - common (continued):					
	Rheinmetall Ag	Common Stock	4,709			$ 417,902	$ 444,792
	Rhi Magnesita Nv	Common Stock Eur1.0	3,119			124,458	139,663
	Ricoh Leasing Co Ltd	Common Stock	1,500			49,218	50,280
	Rieter Holding Ag Reg	Common Stock Chf5.0	192			38,904	37,298
	Riken Keiki Co Ltd	Common Stock	19,100			748,469	973,618
	Riken Vitamin Co Ltd	Common Stock	2,200			28,515	32,554
	Ringer Hut Co Ltd	Common Stock	800			16,974	15,444
	Ringkjoebing Landbobank A/S	Common Stock Dkk1.0	2,988			208,830	401,126
	Riso Kagaku Corp	Common Stock	1,000			20,202	18,636
	Roblox Corp Class A	Common Stock Usd.0001	2,892			293,926	298,339
	Rockwell Automation Inc	Common Stock Usd1.0	766			268,510	267,219
	Roland Corp	Common Stock	600			22,885	20,477
	Round One Corp	Common Stock	2,600			29,980	30,797
	Royal Holdings Co Ltd	Common Stock	485			8,726	7,973
	Royal Mail Plc	Common Stock Gbp.01	86,252			245,408	591,130
	Royal Unibrew	Common Stock Dkk2.0	9,896			860,412	1,115,451
	Royal Unibrew	Common Stock Dkk2.0	15,453			1,819,548	1,741,822
	Rubis	Common Stock Eur1.25	10,163			482,975	303,496
	Rural Funds Group	Reit	41,877			69,033	96,516
	Ryosan Co Ltd	Common Stock	2,000			61,730	39,477
	Ryoyo Electro Corp	Common Stock	1,600			30,319	33,319
	S Immo Ag	Common Stock	4,777			121,515	118,155
	Sa Des Ciments Vicat Vicat	C	2,160			164,541	88,429
	Sa Sa International Hldgs	Common Stock Hkd.1	40,000			6,613	8,568
	Saab Ab B	Common Stock	2,700			78,152	68,679
	Sabre Insurance Group Plc	Common Stock Gbp.001	26,722			92,577	66,524
	Sacyr Sa	Common Stock Eur1.0	4,457			11,755	11,467
	Saga Plc	Common Stock Gbp.15	11,326			61,753	43,720
	Saibu Gas Holdings Co Ltd	Common Stock	2,400			77,307	44,288
	Sailpoint Technologies Holdi	Common Stock Usd.0001	124,703			2,479,157	6,028,143
	Saipem Spa	Common Stock Npv	1,196			3,006	3,001
	Saizeriya Co Ltd	Common Stock	1,500			32,460	39,143
	Sakata Inx Corp	Common Stock	4,300			48,452	37,117
	Salcef Spa	Common Stock	1,133			17,050	31,825
	Salzgitter Ag	Common Stock	3,875			205,956	138,457
	Samhallsbyggnadsbolaget I D	Common Stock	19,076			63,313	67,717
	Samhallsbyggnadsbolaget I No	Common Stock	98,087			443,974	719,577
	Samty Co Ltd	Common Stock	3,300			46,194	62,959
	Samty Residential Investment	Reit	42			40,432	46,977
	San Ai Oil Co Ltd	Common Stock	6,100			80,832	70,718
	San In Godo Bank Ltd/The	Common Stock	15,100			136,649	84,971
	Sanbio Co Ltd	Common Stock	142			5,232	1,233
	Sandfire Resources Ltd	Common Stock	42,915			199,417	205,305
	Sangamo Therapeutics Inc	Common Stock Usd.01	95,908			1,074,392	719,310
	Sangetsu Corp	Common Stock	5,000			69,557	70,470
	Sanki Engineering Co Ltd	Common Stock	4,100			45,037	51,234
	Sankyo Co Ltd	Common Stock	5,100			131,732	132,023
	Sankyu Inc	Common Stock	52,756			2,056,028	2,185,282
	Sanoma Oyj	Common Stock	8,149			109,376	126,217
	Sanrio Co Ltd	Common Stock	1,800			32,711	39,062
	Sanyo Chemical Industries	Common Stock	1,300			61,762	60,284
	Sanyo Denki Co Ltd	Common Stock	900			35,083	47,128
	Sanyo Special Steel Co Ltd	Common Stock	2,000			43,894	35,344
	Sapporo Holdings Ltd	Common Stock	7,000			137,937	132,699
	Saras Spa	Common Stock	1,224			2,114	917
	Sasseur Real Estate Investme	Reit	58,000			36,894	36,354
	Sawai Group Holdings Co Ltd	Common Stock	4,400			199,086	167,930
	Sayona Mining Ltd	Common Stock	238,560			24,708	22,548
	Sbanken Asa	Common Stock Nok10.0	8,567			77,495	91,030
	Sbm Offshore Nv	Common Stock Eur.25	16,199			279,679	241,230
	Scandic Hotels Group Ab	Common Stock Sek.25	214			928	780
	Scandinavian Tobacco Group A	Common Stock Dkk1.0	6,948			127,648	145,860
	Schouw + Co	Common Stock Dkk10.0	1,363			111,050	118,581

(a)	(b)	(c) Description of Investment Including Maturity Date, Rate of Interest, Collateral, Par or Maturity Value			(d)	(e)
	Identity of issue, borrower, lessor or similar party	Type	Shares/ Principal	Interest Rate	Maturity Date	Cost	Current Value
		Corporate stocks - common (continued):					
	Scor Se	Common Stock Eur7.876972	17,111			$ 535,239	$ 533,945
	Scsk Corp	Common Stock	110,542			2,230,464	2,197,305
	Seco Spa	Common Stock	144,405			1,552,527	1,469,745
	Secure Income Reit Plc	Reit Gbp.1	30,834			166,331	177,493
	Sedana Medical Ab	Common Stock Sek.025	3,433			27,842	37,162
	Sega Sammy Holdings Inc	Common Stock	18,800			305,482	295,008
	Seibu Holdings Inc	Common Stock	240,372			2,742,818	2,246,019
	Seibu Holdings Inc	Common Stock	11,400			123,475	106,521
	Seikagaku Corp	Common Stock	3,900			37,139	31,869
	Seiko Holdings Corp	Common Stock	33,621			617,283	654,873
	Seiko Holdings Corp	Common Stock	2,700			66,189	52,591
	Seino Holdings Co Ltd	Common Stock	13,500			233,228	136,577
	Sekisui Jushi Corp	Common Stock	2,800			59,945	50,843
	Select Medical Holdings Corp	Common Stock Usd.001	40,986			1,442,379	1,204,988
	Selvaag Bolig Asa	Common Stock Nok2.0	4,622			22,480	26,731
	Semapa Sociedade De Investim	Common Stock Npv	2,695			64,081	35,858
	Sembcorp Industries Ltd	Common Stock	57,200			48,562	84,857
	Sembcorp Marine Ltd	Common Stock	1,265,200			78,110	76,955
	Semperit Ag Holding	Common Stock	1,098			33,494	36,585
	Senko Group Holdings Co Ltd	Common Stock	11,600			106,485	93,380
	Serco Group Plc	Common Stock Gbp.02	678,402			1,231,256	1,236,788
	Serica Energy Plc	Common Stock Usd.1	6,508			9,820	21,244
	Service Properties Trust	Reit Usd.01	120,019			1,807,210	1,054,967
	Ses	Receipt	41,582			330,238	329,685
	Sesa Spa	Common Stock Npv	2,180			437,023	429,875
	Seven Bank Ltd	Common Stock	61,000			133,983	126,074
	Seven Group Holdings Ltd	Common Stock	287,078			4,481,666	4,508,364
	Seven Group Holdings Ltd	Common Stock	4,952			69,641	77,768
	Sg Fleet Group Ltd	Common Stock	12,308			30,152	22,371
	Shaftesbury Plc	Reit Gbp.25	9,352			96,130	77,901
	Shangri La Asia Ltd	Common Stock Hkd1.0	34,000			26,952	28,390
	Shapir Engineering And Indus	Common Stock	15,321			119,326	135,469
	Shibaura Machine Co Ltd	Common Stock	56,900			1,614,730	1,857,879
	Shibaura Machine Co Ltd	Common Stock	2,100			74,871	68,568
	Shiga Bank Ltd/The	Common Stock	4,000			102,652	71,868
	Shikoku Chemicals Corp	Common Stock	4,000			47,696	49,012
	Shikoku Electric Power Co	Common Stock	194,294			1,481,414	1,366,664
	Shikoku Electric Power Co	Common Stock	17,600			182,310	123,798
	Shikun + Binui Ltd	Common Stock Ils1.0	8,761			44,571	56,100
	Shima Seiki Mfg Ltd	Common Stock	2,700			45,083	46,307
	Shimamura Co Ltd	Common Stock	2,200			210,052	184,551
	Shinagawa Refractories Co	Common Stock	10,950			474,009	377,504
	Shinmaywa Industries Ltd	Common Stock	6,200			58,421	47,110
	Shinnihon Corp	Common Stock	2,600			24,748	18,446
	Shinsei Bank Ltd	Common Stock	7,000			108,717	113,855
	Ship Healthcare Holdings Inc	Common Stock	58,055			1,424,866	1,351,113
	Shizuoka Gas Co Ltd	Common Stock	4,900			39,267	41,913
	Shochiku Co Ltd	Common Stock	400			44,883	41,718
	Shoei Foods Corp	Common Stock	163			5,894	5,430
	Showa Denko K K	Common Stock	5,900			144,195	123,733
	Shun Tak Holdings Ltd	Common Stock	94,000			39,338	25,923
	Shurgard Self Storage Sa	Common Stock	2,928			179,984	191,459
	Shyft Group Inc/The	Common Stock Usd.01	30,592			536,059	1,502,985
	Siegfried Holding Ag Reg	Common Stock	855			817,127	834,684
	Sif Holding Nv	Common Stock Eur.2	890			16,634	12,388
	Sig Plc	Common Stock Gbp.1	76,307			65,114	49,155
	Sigmaxyz Holdings Inc	Common Stock	69,869			1,578,620	1,589,049
	Signify Nv	Common Stock	13,830			495,127	641,366
	Siix Corp	Common Stock	3,000			41,722	36,889
	Silicon Motion Technol Adr	Adr Usd.01	15,700			638,532	1,491,971
	Silver Lake Resources Ltd	Common Stock	1,725,786			2,301,271	2,227,151
	Simpson Manufacturing Co Inc	Common Stock Usd.01	9,197			1,032,070	1,279,027
	Sims Ltd	Common Stock	18,735			188,000	218,758

(a)	(b)	(c)			(d)	(e)
	Identity of issue, borrower, lessor or similar party	Description of Investment Including Maturity Date, Rate of Interest, Collateral, Par or Maturity Value				
		Type	Shares/ Principal	Interest Rate	Maturity Date	Cost	Current Value
		Corporate stocks - common (continued):					
	Sinclair Broadcast Group A	Common Stock Usd.01	35,753			$ 1,200,074	$ 944,952
	Singapore Press Holdings Ltd	Common Stock	87,300			79,949	150,880
	Sinko Industries Ltd	Common Stock	1,900			31,304	33,181
	Sirius Real Estate Ltd	Common Stock	110,826			112,416	212,253
	Sixt Se	Common Stock	6,609			1,268,625	1,169,451
	Sky Perfect Jsat Holdings	Common Stock	14,300			62,968	52,156
	Skycity Entertainment Group	Common Stock	48,112			121,443	102,772
	Slm Corp	Common Stock Usd.2	244,472			3,740,401	4,808,764
	Sm Energy Co	Common Stock Usd.01	124,198			3,581,672	3,661,357
	Sma Solar Technology Ag	Common Stock	567			32,498	24,102
	Smart Metering Systems Plc	Common Stock Gbp.01	13,100			121,903	149,221
	Smartcraft Asa	Common Stock Nok.1	264,755			610,227	612,477
	Smartgroup Corp Ltd	Common Stock	13,374			75,663	75,358
	Smartone Telecommunications	Common Stock Hkd.1	38,500			40,209	20,494
	Smcp Sa	Common Stock Eur1.1	63,739			578,718	531,670
	Smcp Sa	Common Stock Eur1.1	2,319			20,486	19,344
	Snowflake Inc Class A	Common Stock	896			314,391	303,520
	Societe Bic Sa	Common Stock Eur3.82	2,687			186,293	144,594
	Sodick Co Ltd	Common Stock	4,200			38,717	29,871
	Software Ag	Common Stock	5,641			255,656	225,036
	Sojitz Corp	Common Stock	25,780			404,953	386,851
	Solar A/S B Shs	Common Stock Dkk100.	492			53,178	59,805
	Solgold Plc	Common Stock Gbp.01	59,934			17,615	23,542
	Sonae	Common Stock Eur1.0	101,818			134,094	116,135
	Sonic Automotive Inc Class A	Common Stock Usd.01	19,277			1,041,342	953,248
	Sosei Group Corp	Common Stock	2,700			37,847	44,642
	Sosila Logistics Reit Inc	Reit	72			93,897	110,043
	Sotetsu Holdings Inc	Common Stock	2,300			40,014	42,063
	Southern Cross Media Group L	Common Stock	28,714			92,281	40,500
	Spar Nord Bank A/S	Common Stock Dkk10.	9,203			105,083	117,636
	Sparebank 1 Nord Norge	Common Stock Nok18.	10,195			88,065	130,179
	Sparebank 1 Oestlandet	Common Stock Nok50.0	4,474			52,657	73,871
	Sparebank 1 Smn	Common Stock Nok20.0	13,960			163,298	235,878
	Sparebank 1 Sr Bank Asa	Common Stock Nok25.0	19,462			211,078	293,973
	Sparx Group Co Ltd	Common Stock	9,000			20,283	23,369
	Spectris Plc	Common Stock Gbp.05	6,132			284,605	303,815
	Spectrum Brands Holdings Inc	Common Stock Usd.01	12,774			1,086,125	1,299,371
	Spie Sa	Common Stock Eur.47	13,879			333,274	358,594
	Spirent Communications Plc	Common Stock Gbp.03333333	867,659			2,425,545	3,245,905
	Sprouts Farmers Market Inc	Common Stock Usd.001	149,967			4,008,385	4,451,021
	Sps Commerce Inc	Common Stock Usd.001	11,634			1,882,135	1,656,100
	Ss+C Technologies Holdings	Common Stock Usd.01	117,935			7,109,337	9,668,311
	Ssab Ab B Shares	Common Stock	58,407			268,843	294,233
	Ssab Ab A Shares	Common Stock	156,433			874,707	906,062
	Ssab Ab A Shares	Common Stock	28,534			145,284	165,269
	Ssp Group Plc	Common Stock Gbp.01085	25,762			108,440	83,779
	St Barbara Ltd	Common Stock	77,798			141,552	82,865
	St Galler Kantonalbank A Reg	Common Stock Chf80.0	332			180,860	158,503
	St Pharm Co Ltd	Common Stock Krw500.0	7,026			770,542	822,729
	Star Asia Investment Corpora	Reit	153			73,495	84,103
	Star Entertainment Grp Ltd/T	Common Stock	93,324			365,535	249,693
	Star Micronics Co Ltd	Common Stock	3,600			55,626	48,425
	Starhill Global Reit	Reit	157,352			85,174	76,450
	Starts Corp Inc	Common Stock	3,200			76,160	69,777
	Starts Proceed Investment Co	Reit	23			42,576	47,516
	Steadfast Group Ltd	Common Stock	104,394			304,566	398,473
	Stearns Holdings Llc	Class B	4,590			-	-
	Steel Dynamics Inc	Common Stock Usd.005	66,857			2,571,955	4,149,814
	Stella International	Common Stock Hkd.1	46,500			53,683	56,244
	Sterling Construction Co	Common Stock Usd.01	58,261			513,156	1,532,264
	Sthree Plc	Common Stock Gbp.01	213,074			1,711,233	1,339,095
	Stitch Fix Inc Class A	Common Stock Usd.00002	282,694			10,276,487	5,348,570
	Stolt Nielsen Ltd	Common Stock Usd1.	2,751			35,117	42,490

(a)	(b)	(c) Description of Investment Including Maturity Date, Rate of Interest, Collateral, Par or Maturity Value			(d)	(e)
	Identity of issue, borrower, lessor or similar party	Type	Shares/ Principal	Interest Rate	Maturity Date	Cost	Current Value
		Corporate stocks - common (continued):					
	Storebrand Asa	Common Stock Nok5.	349,712			$ 2,619,296	$ 3,510,485
	Storebrand Asa	Common Stock Nok5.	50,526			437,190	507,191
	Stroeer Se + Co Kgaa	Common Stock	2,025			155,140	159,586
	Subsea 7 Sa	Common Stock Usd2.	24,881			333,225	178,264
	Suedzucker Ag	Common Stock	4,965			93,048	74,812
	Suess Microtec Se	Common Stock	64,560			1,817,411	1,541,770
	Sulzer Ag Reg	Common Stock Chf.01	2,076			180,439	204,718
	Sumitomo Densetsu Co Ltd	Common Stock	1,700			42,290	30,810
	Sumitomo Forestry Co Ltd	Common Stock	15,200			249,722	293,823
	Sumitomo Heavy Industries	Common Stock	12,000			263,079	290,634
	Sumitomo Mitsui Construction	Common Stock	15,600			92,579	57,981
	Sumitomo Osaka Cement Co Ltd	Common Stock	3,600			124,697	110,512
	Sumitomo Riko Company Ltd	Common Stock	4,500			27,228	23,212
	Sumitomo Rubber Industries	Common Stock	18,600			169,538	189,303
	Sumitomo Warehouse Co Ltd	Common Stock	5,900			81,144	99,499
	Summit Real Estate Holding	Reit Ils1.0	1,374			16,214	28,924
	Sun Frontier Fudousan Co Ltd	Common Stock	86,283			899,368	751,525
	Sun Frontier Fudousan Co Ltd	Common Stock	3,300			32,689	28,743
	Sun Hung Kai + Co Ltd	Common Stock	39,000			25,376	20,810
	Sunlight Real Estate Invest	Reit	116,000			77,515	64,574
	Suntec Reit	Reit	217,000			234,025	243,052
	Super Retail Group Ltd	Common Stock	16,423			93,543	148,777
	Surmodics Inc	Common Stock Usd.05	26,941			1,285,593	1,297,209
	Suruga Bank Ltd	Common Stock	17,500			85,159	77,200
	Svolder Ab B	Common Stock Sek10.0	2,213			45,979	89,704
	Swiss Steel Holding Ag	Common Stock Chf.15	64,129			28,366	24,176
	Sydbank A/S	Common Stock Dkk10.	6,515			251,981	206,002
	Synaptics Inc	Common Stock Usd.001	1,149			324,571	332,647
	Synlab Ag	Common Stock	2,588			65,848	69,457
	Synthomer Plc	Common Stock Gbp.1	345,287			2,400,875	1,868,825
	Synthomer Plc	Common Stock Gbp.1	37,033			184,681	200,437
	T Gaia Corp	Common Stock	2,100			37,036	30,199
	T Hasegawa Co Ltd	Common Stock	1,000			24,770	23,481
	Tadano Ltd	Common Stock	3,700			50,920	35,601
	Tadiran Group Ltd	Common Stock Ils1.0	319			20,538	44,585
	Tag Immobilien Ag	Common Stock	33,728			734,743	943,928
	Tag Immobilien Ag	Common Stock	15,827			326,987	442,942
	Taihei Dengyo Kaisha Ltd	Common Stock	1,400			34,161	34,892
	Taiheiyo Cement Corp	Common Stock	385,750			8,146,800	7,614,170
	Taiheiyo Cement Corp	Common Stock	12,000			281,744	236,863
	Taikisha Ltd	Common Stock	2,800			75,611	76,106
	Takamatsu Construction Group	Common Stock	1,800			38,150	30,809
	Takara Leben Real Estate Inv	Reit	47			51,323	47,386
	Takara Standard Co Ltd	Common Stock	3,200			53,344	39,265
	Takasago International Corp	Common Stock	1,400			32,976	35,135
	Takasago Thermal Engineering	Common Stock	5,200			83,916	85,617
	Takashimaya Co Ltd	Common Stock	47,290			567,577	439,410
	Takashimaya Co Ltd	Common Stock	14,800			161,172	137,519
	Takeuchi Mfg Co Ltd	Common Stock	70,600			1,569,171	1,673,114
	Takkt Ag	Common Stock	3,675			101,462	64,193
	Talgo Sa	Common Stock Eur.301	7,466			36,001	46,103
	Tamburi Investment Partners	Common Stock Npv	11,116			81,190	125,526
	Tamedia Ag Reg	Common Stock Chf10.0	301			31,672	51,667
	Tamron Co Ltd	Common Stock	1,800			39,723	44,627
	Tamura Corp	Common Stock	2,600			12,118	15,105
	Tandem Diabetes Care Inc	Common Stock	103,561			10,823,969	15,588,002
	Targa Resources Corp	Common Stock Usd.001	511,693			16,746,958	26,730,842
	Target Healthcare Reit Plc	Reit Gbp.01	69,311			105,183	110,776
	Taro Pharmaceutical Indus	Common Stock Ils.0001	1,000			70,603	50,110
	Tassal Group Ltd	Common Stock	23,335			66,183	59,210
	Tate + Lyle Plc	Common Stock Gbp.25	50,632			406,559	453,578
	Tbc Bank Group Plc	Common Stock Gbp.01	4,706			77,106	105,172
	Tbs Holdings Inc	Common Stock	3,700			77,359	53,626

(a)	(b)	(c) Description of Investment Including Maturity Date, Rate of Interest, Collateral, Par or Maturity Value			(d)	(e)
	Identity of issue, borrower, lessor or similar party	Type	Shares/ Principal	Interest Rate	Maturity Date	Cost	Current Value
		Corporate stocks - common (continued):					
	Tc Energy Corp	Common Stock	33,838			$ 1,522,648	$ 1,574,821
	Tecan Group Ag Reg	Common Stock Chf.1	3,976			1,849,814	2,424,044
	Tecan Group Ag Reg	Common Stock Chf.1	8,081			3,834,533	4,926,736
	Technicolor Regr	Common Stock Eur.01	10,793			46,751	34,759
	Technip Energies Nv	Common Stock Eur.01	226,665			3,138,134	3,304,527
	Technip Energies Nv	Common Stock Eur.01	12,050			175,297	175,676
	Tecnicas Reunidas Sa	Common Stock Eur.1	1,772			21,833	14,062
	Tegna Inc	Common Stock Usd1.0	761,285			10,787,223	14,129,450
	Teijin Ltd	Common Stock	19,400			313,754	238,383
	Telecom Plus Plc	Common Stock	6,522			117,281	140,103
	Telekom Austria Ag	Common Stock	17,757			166,094	153,873
	Telenet Group Holding Nv	Common Stock	4,869			208,273	177,517
	Television Francaise (T.F.1)	Common Stock Eur.2	4,638			67,103	46,019
	Telix Pharmaceuticals Ltd	Common Stock	199			681	1,231
	Telus International Cda Inc	Common Stock	67,761			2,440,553	2,240,179
	Temple + Webster Group Ltd	Common Stock	6,965			65,177	55,706
	Tenma Corp	Common Stock	1,700			31,769	38,974
	Teradata Corp	Common Stock Usd.01	50,899			2,784,511	2,161,681
	Tessenderlo Group	Common Stock	1,546			57,872	58,633
	Texgen Power Llc	Equity Bgh5Hadf7	25,186			819,289	819,288
	Texhong Textile Group Ltd	Common Stock Hkd.1	24,500			34,775	32,368
	Textron Inc	Common Stock Usd.125	57,350			2,312,627	4,427,420
	Tgs Asa	Common Stock Nok.25	39,738			370,395	381,144
	Tgs Asa	Common Stock Nok.25	12,483			329,134	119,730
	Thermasys	Common Stock	255,171			125,034	153,103
	Thermo Fisher Scientific Inc	Common Stock Usd1.0	21,300			4,107,579	14,212,212
	Thk Co Ltd	Common Stock	13,100			312,776	315,456
	Thryv Holdings Inc	Common Stock	38,742			735,667	1,593,458
	Thule Group Ab/The	Common Stock Sek.01	97,030			4,385,293	5,872,909
	Thyssenkrupp Ag	Common Stock	43,692			441,370	481,164
	Ti Fluid Systems Plc	Common Stock Gbp.01	20,971			60,411	72,431
	Tidewater Renewables Ltd	Common Stock	845			10,133	10,486
	Tietoevry Oyj	Common Stock	2,684			73,849	83,675
	Tietoevry Oyj	Common Stock	6,531			224,386	204,095
	Tkh Group Nv Dutch Cert	Dutch Cert Eur.25	4,429			286,139	279,535
	Toa Corp	Common Stock	100			2,293	2,080
	Toagosei Co Ltd	Common Stock	10,900			127,691	109,421
	Toast Inc Class A	Common Stock Usd.000001	7,869			301,220	273,133
	Toc Co Ltd	Common Stock	4,600			23,128	26,524
	Tocalo Co Ltd	Common Stock	2,500			32,674	32,022
	Tod S Spa	Common Stock Eur2.0	540			38,180	30,262
	Toda Corp	Common Stock	25,200			175,886	159,312
	Toenec Corp	Common Stock	900			26,415	26,417
	Toho Bank	W	19,600			71,922	36,084
	Toho Gas Co Ltd	Common Stock	2,300			64,923	58,501
	Toho Holdings Co Ltd	Common Stock	6,200			140,772	94,490
	Tohoku Electric Power Co Inc	Common Stock	49,000			339,196	347,219
	Tokai Carbon Co Ltd	Common Stock	83,200			949,890	872,785
	Tokai Holdings Corp	Common Stock	10,500			84,042	79,237
	Tokai Rika Co Ltd	Common Stock	5,900			116,568	79,312
	Tokai Tokyo Financial Holdin	Common Stock	20,900			135,777	71,690
	Token Corp	Common Stock	600			47,303	49,238
	Tokmanni Group Corp	Common Stock Npv	28,303			405,795	632,458
	Tokmanni Group Corp	Common Stock Npv	5,035			138,845	112,512
	Tokushu Tokai Paper Co Ltd	Common Stock	700			24,819	25,045
	Tokuyama Corp	Common Stock	6,900			153,881	109,532
	Tokyo Electron Device Ltd	Common Stock	46,603			2,782,579	2,658,866
	Tokyo Steel Mfg Co Ltd	Common Stock	9,700			80,978	115,991
	Tokyo Tatemono Co Ltd	Common Stock	20,400			237,333	297,616
	Tokyu Construction Co Ltd	Common Stock	9,000			86,710	52,052
	Tokyu Fudosan Holdings Corp	Common Stock	66,300			386,520	370,205
	Tokyu Reit Inc	Reit	93			126,139	159,906
	Tomony Holdings Inc	Common Stock	15,600			67,415	42,944

(a)	(b)	(c) Description of Investment Including Maturity Date, Rate of Interest, Collateral, Par or Maturity Value			(d)	(e)
	Identity of issue, borrower, lessor or similar party	Type	Shares/ Principal	Interest Rate	Maturity Date	Cost	Current Value
		Corporate stocks - common (continued):					
	Tomtom Nv	Common Stock Eur.2	92			$ 1,407	$ 1,982
	Topbuild Corp	Common Stock	1,014			277,470	279,773
	Topre Corp	Common Stock	3,500			87,078	36,199
	Torii Pharmaceutical Co Ltd	Common Stock	1,500			40,416	37,489
	Torm Plc A	Common Stock Usd.01	47			394	350
	Tosei Corp	Common Stock	3,300			33,173	28,944
	Totetsu Kogyo Co Ltd	Common Stock	2,500			67,130	54,427
	Tower Semiconductor Ltd	Common Stock Ils15.0	7,251			152,205	287,720
	Toyo Construction Co Ltd	Common Stock	8,100			39,591	40,868
	Toyo Ink Sc Holdings Co Ltd	Common Stock	4,000			124,934	66,866
	Toyo Seikan Group Holdings L	Common Stock	15,600			164,831	186,000
	Toyo Tanso Co Ltd	Common Stock	1,500			26,639	41,683
	Toyo Tire Corp	Common Stock	7,600			126,081	118,400
	Toyobo Co Ltd	Common Stock	8,600			168,504	93,801
	Toyoda Gosei Co Ltd	Common Stock	6,800			170,800	147,745
	Toyota Boshoku Corp	Common Stock	6,800			117,977	133,219
	Tp Icap Group Plc	Common Stock Gbp.25	86,780			464,298	179,482
	Tpr Co Ltd	Common Stock	2,500			59,414	30,958
	Tractor Supply Company	Common Stock Usd.008	1,199			276,434	286,081
	Travel Leisure Co	Common Stock Usd.01	44,330			2,176,084	2,450,119
	Trelleborg Ab B Shs	Common Stock Sek25.	26,149			498,875	686,805
	Tremor International Ltd	Common Stock	7,833			87,935	58,776
	Trex Company Inc	Common Stock Usd.01	2,389			272,162	322,587
	Tri Chemical Laboratories In	Common Stock	97,397			3,152,014	3,082,906
	Trifork Holding Ag	Common Stock Chf.1	12			518	658
	Trigano Sa	Common Stock Eur4.2568	16,858			2,931,289	3,278,226
	Trigano Sa	Common Stock Eur4.2568	390			68,480	75,840
	Tritax Big Box Reit Plc	Reit Gbp.01	185,498			367,569	625,607
	Tronox Holdings Plc A	Common Stock Usd.01	82,371			735,288	1,979,375
	Trusco Nakayama Corp	Common Stock	1,700			43,265	40,317
	Ts Tech Co Ltd	Common Stock	9,600			185,166	117,879
	Tsubaki Nakashima Co Ltd	Common Stock	3,700			44,652	47,200
	Tsubakimoto Chain Co	Common Stock	2,700			112,645	74,091
	Tsukishima Kikai Co Ltd	Common Stock	1,200			13,824	11,817
	Tsumura + Co	Common Stock	6,400			209,173	182,016
	Tui Ag	Common Stock	77,175			249,221	241,989
	Tullow Oil Plc	Common Stock Gbp.1	108,863			115,838	68,490
	Turtle Beach Corp	Common Stock	33,577			959,016	747,424
	Tv Asahi Holdings Corp	Common Stock	2,300			45,254	28,621
	Twist Bioscience Corp	Common Stock Usd.00001	72,247			8,661,538	5,591,195
	Two Harbors Investment Corp	Reit Cny1.0	155,944			1,210,515	899,797
	Tyman Plc	Common Stock Gbp.05	21,873			112,482	118,355
	U Blox Holding Ag	Common Stock Chf15.4	733			48,316	56,675
	U.S. Physical Therapy Inc	Common Stock Usd.01	7,991			643,403	763,540
	U.S. Physical Therapy Inc	Common Stock Usd.01	7,975			658,815	762,011
	Ube Industries Ltd	Common Stock	25,090			470,167	435,325
	Ube Industries Ltd	Common Stock	11,100			294,666	192,591
	Ufp Technologies Inc	Common Stock Usd.01	20,370			895,499	1,431,196
	Uk Commercial Property Reit	Reit	88,993			102,624	90,041
	Ultra Electronics Hldgs Plc	Common Stock Gbp.05	116,498			5,127,711	5,017,745
	Ultra Electronics Hldgs Plc	Common Stock Gbp.05	7,737			182,640	333,244
	Ulvac Inc	Common Stock	4,800			196,613	300,117
	Under Armour Inc Class A	Common Stock Usd.000333	40,885			937,992	866,353
	Unicaja Banco Sa	Common Stock Eur.25	142,753			234,985	141,072
	Unifi Inc	Common Stock Usd.1	41,315			933,296	956,442
	Union Tool Co	Common Stock	600			15,470	20,737
	Unipol Gruppo Spa	Common Stock	43,033			203,511	233,870
	Uniqa Insurance Group Ag	Common Stock	13,463			147,837	123,553
	Unite Group Plc/The	Reit Gbp.25	36,593			434,320	550,401
	United Natural Foods Inc	Common Stock Usd.01	96,174			1,934,050	4,720,220
	United Natural Foods Inc	Common Stock Usd.01	6,240			323,461	306,259
	United Super Markets Holding	Common Stock	2,800			27,465	25,701
	United Urban Investment Corp	Reit	320			407,521	375,702

(a)	(b)	(c)			(d)	(e)
	Identity of issue, borrower, lessor or similar party	Description of Investment Including Maturity Date, Rate of Interest, Collateral, Par or Maturity Value				
		Type	Shares/ Principal	Interest Rate	Maturity Date	Cost	Current Value
		Corporate stocks - common (continued):					
	Universal Entertainment Corp	Common Stock	1,200			$ 26,023	$ 25,437
	Upwork Inc	Common Stock Usd.0001	252,116			11,911,588	8,612,283
	Urban Logistics Reit Plc	Reit Gbp.01	48,913			112,366	123,888
	Us Foods Holding Corp	Common Stock Usd.01	62,661			1,830,460	2,182,483
	Utah Medical Products Inc	Common Stock Usd.01	11,961			1,050,017	1,196,100
	V Zug Holding Ag	Common Stock Chf.27	241			18,271	32,534
	Valiant Holding Ag Reg	Common Stock Chf.5	1,767			214,896	177,059
	Vallourec Sa	Common Stock Eur.02	6,152			53,677	61,565
	Valmet Oyj	Common Stock Npv	154,497			3,768,614	6,627,176
	Valor Co	W	2,200			44,846	40,999
	Valora Holding Ag Reg	Common Stock Chf1.0	259			89,214	44,287
	Value Partners Group Ltd	Common Stock Hkd.1	35,000			23,109	17,463
	Van De Velde Nv	Common Stock	641			31,455	25,003
	Van Lanschot Kempen Nv	Dutch Cert Eur1.0	3,317			79,570	82,986
	Vastned Retail Nv	Reit Eur5.0	1,354			63,611	36,954
	Vector Capital V, L.P.		33,916			4,399	4,399
	Veidekke Asa	Common Stock Nok.5	11,852			153,436	177,949
	Verbio Vereinigte Bioenergi	Common Stock	27,048			805,569	1,854,766
	Vertiv Holdings Co	Common Stock Usd.0001	770,210			8,611,459	19,232,144
	Vesuvius Plc	Common Stock Gbp.1	186,342			1,184,893	1,136,264
	Vesuvius Plc	Common Stock Gbp.1	24,325			200,111	148,327
	Vetropack Holding Registered	Common Stock Chf1.0	1,399			86,588	88,440
	Vgp	Common Stock Eur55.0	776			149,542	225,912
	Viasat Inc	Common Stock Usd.0001	237,765			12,503,366	10,590,053
	Vicinity Centres	Reit	434,597			534,713	533,996
	Vicor Corp	Common Stock Usd.01	8,682			399,944	1,102,440
	Vicor Corp	Common Stock Usd.01	7,150			960,863	907,907
	Viemed Healthcare Inc	Common Stock	116,832			1,141,799	609,863
	Vienna Insurance Group Ag	Common Stock	4,105			134,075	116,238
	Vilmorin + Cie	Common Stock Eur15.25	612			36,454	37,304
	Vimeo Inc	Common Stock Usd.01	313,896			10,784,455	5,637,572
	Virbac Sa	Common Stock Eur1.25	5,957			1,235,912	2,875,690
	Virgin Money Uk Plc	Common Stock Gbp.1	140,589			429,131	338,568
	Virtu Financial Inc Class A	Common Stock Usd.00001	82,323			2,564,172	2,373,372
	Viscofan Sa	Common Stock Eur.7	48,795			2,845,084	3,157,362
	Viscofan Sa	Common Stock Eur.7	4,295			285,144	277,915
	Vishay Intertechnology Inc	Common Stock Usd.1	54,404			1,404,641	1,189,815
	Vishay Precision Group	Common Stock	33,818			1,046,394	1,255,324
	Vistra Corp	Common Stock Usd.01	169,727			3,601,910	3,864,684
	Vistry Group Plc	Common Stock Gbp.5	24,085			355,556	386,244
	Vital Farms Inc	Common Stock Usd.0001	8,298			158,683	149,862
	Vitesco Technologies Group A	Common Stock	2,408			146,320	118,298
	Vitrolife Ab	Common Stock Sek1.02	36,064			2,160,779	2,230,636
	Viva Energy Group Ltd	Common Stock	94,433			150,923	161,345
	Vivo Energy Plc	Common Stock Usd.5	39,720			69,728	70,907
	Volution Group Plc	Common Stock Gbp.01	19,529			146,880	146,274
	Volution Group Plc	Common Stock Gbp.01	21,794			144,629	163,239
	Vontobel Holding Ag Reg	Common Stock Chf1.0	3,096			200,643	271,493
	Vopak	Common Stock Eur.5	6,958			262,842	243,709
	Vossloh Ag	Common Stock	939			44,983	48,213
	Voya Financial Inc	Common Stock Usd.01	28,878			1,498,303	1,914,900
	Vroom Inc	Common Stock	18,270			602,275	116,429
	Vt Holdings Co Ltd	Common Stock	8,300			36,973	33,660
	Vtech Holdings Ltd	Common Stock Usd.05	265,291			2,380,320	2,077,398
	Vtech Holdings Ltd	Common Stock Usd.05	17,700			213,894	138,602
	Wacker Chemie Ag	Common Stock	592			100,998	88,596
	Wacker Neuson Se	Common Stock	102,712			2,988,360	2,948,134
	Wacker Neuson Se	Common Stock	3,533			105,289	101,407
	Wacoal Holdings Corp	Common Stock	3,500			62,063	64,891
	Waga Energy Sa	Common Stock	19,148			522,593	616,235
	Wakita + Co Ltd	Common Stock	3,600			39,229	33,638
	Walker + Dunlop Inc	Common Stock	11,957			612,520	1,804,072
	Wallenius Wilhelmsen Asa	Common Stock Nok.52	11,306			52,869	64,875

(a)	(b)	(c)			(d)	(e)
	Identity of issue, borrower, lessor or similar party	Description of Investment Including Maturity Date, Rate of Interest, Collateral, Par or Maturity Value				
		Type	Shares/ Principal	Interest Rate	Maturity Date	Cost	Current Value
		Corporate stocks - common (continued):					
	Warehouse Reit Plc	Reit	43,721			$ 64,651	$ 104,697
	Watches Of Switzerland Group	Common Stock Gbp.0125	103,601			880,318	1,992,578
	Watkin Jones Plc	Common Stock Gbp.01	21,905			52,230	77,585
	Waypoint Reit	Reit	81,249			146,993	167,174
	Webjet Ltd	Common Stock	555			1,691	2,290
	Weir Group Plc/The	Common Stock Gbp.125	9,910			218,741	229,728
	Wereldhave Nv	Reit Eur1.0	74			2,835	2,220
	Wesco International Inc	Common Stock Usd.01	105,535			7,989,871	13,887,351
	Wesco International Inc	Common Stock Usd.01	28,254			2,394,185	3,717,944
	Western Alliance Bancorp	Common Stock Usd.0001	25,370			2,985,020	2,731,081
	Westgold Resources Ltd	Common Stock Npv	20,782			36,130	30,823
	Wetherspoon (J.D.) Plc	Common Stock Gbp.02	3,653			70,730	47,548
	Wex Inc	Common Stock Usd.01	47,380			5,958,663	6,651,678
	Wh Smith Plc	Common Stock Gbp.22	41,000			1,050,514	821,880
	Whitehaven Coal Ltd	Common Stock	101,853			174,805	193,276
	Wickes Group Plc	Common Stock Gbp.1	27,403			60,748	87,965
	Wienerberger Ag	Common Stock	12,440			324,928	457,506
	Wihlborgs Fastigheter Ab	Common Stock Sek2.5	9,797			221,103	222,259
	Williams Cos Inc	Common Stock Usd1.0	432,632			10,389,526	11,265,737
	Wix.Com Ltd	Common Stock Ils.01	64,576			10,008,060	10,189,447
	Workspace Group Plc	Reit Gbp1.0	15,161			202,351	166,024
	World Holdings Co Ltd	Common Stock	600			14,682	13,505
	Worley Ltd	Common Stock	34,151			197,366	263,937
	Wuestenrot + Wuerttemberg	Common Stock	2,513			67,489	50,468
	Wyndham Hotels + Resorts Inc	Common Stock Usd.01	106,214			5,571,720	9,522,085
	X Fab Silicon Foundries Se	Common Stock	6,282			44,505	65,295
	Xebio Holdings Co Ltd	Common Stock	2,600			44,961	20,817
	Xenon Pharmaceuticals Inc	Common Stock	29,513			787,086	921,986
	Xior Student Housing Nv	Reit	2,293			131,792	127,903
	Xpel Inc	Common Stock	10,371			151,642	708,132
	Xponential Fitness Inc A	Common Stock Usd.0001	56,084			873,667	1,146,357
	Xxl Asa	Common Stock Nok.4	298			720	443
	Yamabiko Corp	Common Stock	3,500			46,994	37,871
	Yamada Holdings Co Ltd	Common Stock	68,100			237,506	232,411
	Yamaguchi Financial Group In	Common Stock	20,500			152,911	119,808
	Yamato Kogyo Co Ltd	Common Stock	4,500			132,312	145,565
	Yamazaki Baking Co Ltd	Common Stock	4,100			61,838	54,403
	Yamazen Corp	Common Stock	6,100			62,349	56,998
	Yangzijiang Shipbuilding	Common Stock	150,900			100,587	149,988
	Yanlord Land Group Ltd	Common Stock	62,500			74,069	51,459
	Yellow Cake Plc	Common Stock	133,077			664,260	612,837
	Yellow Cake Plc	Common Stock	13,077			57,711	60,221
	Yellow Hat Ltd	Common Stock	3,500			52,151	50,241
	Yext Inc	Common Stock Usd.001	82,770			1,108,969	821,078
	Yit Oyj	Common Stock	14,667			119,797	71,955
	Yodogawa Steel Works Ltd	Common Stock	2,300			58,298	50,831
	Yokogawa Bridge Holdings Cor	Common Stock	3,400			65,282	64,838
	Yokogawa Electric Corp	Common Stock	83,300			1,652,037	1,500,275
	Yokohama Rubber Co Ltd	Common Stock	12,900			191,835	206,458
	Yokorei Co Ltd	Common Stock	5,100			48,479	36,981
	Young + Co S Brewery Plc A	Common Stock Gbp.125	1,408			28,135	29,750
	Ypsomed Holding Ag Reg	Common Stock Chf14.15	4,297			844,150	879,066
	Yuasa Trading Co Ltd	Common Stock	1,800			57,504	46,565
	Yurtec Corp	Common Stock	3,900			30,848	22,759
	Zardoya Otis Sa	Common Stock Eur.1	20,115			185,685	162,640
	Zeal Network Se	Common Stock	1,304			60,894	59,020
	Zealand Pharma A/S	Common Stock Dkk1.	2,444			55,486	54,222
	Zebra Technologies Corp Cl A	Common Stock Usd.01	43,370			5,594,354	25,813,824
	Zehnder Group Ag Rg	Common Stock Chf.05	20,016			1,550,029	2,045,206
	Zehnder Group Ag Rg	Common Stock Chf.05	1,101			55,456	112,499
	Zenrin Co Ltd	Common Stock	2,700			22,238	23,283
	Zeria Pharmaceutical Co Ltd	C	800			14,331	13,658
	Zim Integrated Shipping Serv	Common Stock	2,900			160,319	170,694

(a)	(b)	(c) Description of Investment Including Maturity Date, Rate of Interest, Collateral, Par or Maturity Value			(d)	(e)
Identity of issue, borrower, lessor or similar party		Type	Shares/ Principal	Interest Rate / Maturity Date	Cost	Current Value
		Corporate stocks - common (continued):				
Zip Co Ltd	Common Stock		649		$ 3,021	$ 2,243
Zojirushi Corp	Common Stock		3,800		45,848	47,585
Zumiez Inc	Common Stock		35,712		1,032,064	1,713,819
Zumtobel Group Ag	Common Stock		3,032		21,594	26,550
Zur Rose Group Ag	Common Stock Chf5.75		436		64,920	112,691
		Total corporate stocks - common			1,357,216,333	1,635,260,431
		Master limited partnerships:				
Dcp Midstream Lp	Mlp		442,935		11,599,010	12,171,854
Energy Transfer Lp	Mlp		3,982,270		45,583,033	32,774,082
Enterprise Products Partners	Mlp		1,478,160		37,857,383	32,460,394
Holly Energy Partners Lp	Mlp		214,520		4,117,054	3,537,435
Magellan Midstream Partners	Mlp		76,698		4,286,803	3,561,855
Mplx Lp	Mlp		1,471,007		43,909,199	43,527,097
Nustar Energy Lp	Mlp		187,384		2,989,985	2,975,658
Plains All Amer Pipeline Lp	Mlp		1,480,041		25,628,958	13,823,583
Western Midstream Partners L	Mlp		869,659		14,409,624	19,367,306
		Total master limited partnerships			190,381,050	164,199,263
		Common collective trust:				
Acadian Emerging Markets Equity Fund			55,576		107,073,667	380,303,296
Bny Mellon Emerging Markets Stock Index Fund			412,121		67,400,000	80,129,207
Principal U.S. Property Account			1,575,372		200,000,000	278,971,242
Ssga Long Us Treasury Index Non-Lending Fund			29,218,605		707,665,550	895,608,670
Ssga Msci Eafe Index Non-Lending Fund			10,586,548		641,883,342	1,357,258,974
Ssga S&P 500 Flagship Non-Lending Fund			1,407,376		586,862,105	1,736,741,001
Ssga 1-3 Year U.S. Agency Index Non-Lending Fund			2,258,326		30,605,450	33,511,306
Ssga 1-3 Year U.S. Credit Index Non-Lending Fund			1,791,708		29,472,926	33,510,317
Ssga 1-3 Year U.S. Treasury Index Non-Lending Fund			2,326,394		30,633,355	33,509,385
Ssga U.S. Treasury Inflation Protected Securities (Tips) Index Lendi			1,571,029		25,337,393	50,291,765
T Rowe Price Emerging Markets Equity Trust			337,760		46,328,186	268,205,020
		Total common collective trust			2,473,261,973	5,148,040,184
		Limited partnerships:				
1901 Partners, L.P.			18,050,733		18,050,733	3,657,745
2020 Tactical Market Fund, L.P.			8,515,025		8,515,025	9,069,160
Actis Emerging Markets 3, L.P.			7,482,321		7,482,321	583,000
Adams Capital Management Iii, L.P.			3,743,849		3,743,849	27,076
Advanced Technology Ventures Vii, L.P.			3,127,212		3,127,212	191,082
Aeolus Property Catastrophe Keystone Pf Fund			2,109		2,136,953	1,988,082
Aew Partners Vi, L.P.			339,794		339,794	144,001
Ahl (Cayman) Spc - Class A Evolution Segregated Portfolio			13,430,923		24,500,000	34,457,034
Ahl Alpha (Cayman) Limited			38,736,580		50,031,701	62,780,375
Alinda Infrastructure Fund Ii, L.P.			9,028,117		9,028,117	5,174,543
Am Realty Comingled Fund			2,521		267,550,901	362,530,480
American Securities Partners V, L.P.			1,425,058		1,425,058	32,918
American Securities Partners Vii, L.P.			31,329,600		31,329,600	51,970,385
American Securities Partners Viii, L.P.			14,843,536		14,843,536	22,189,052
Apollo Atlas Fund, Llc			19,753		24,250,000	29,821,717
Apollo European Principal Finance Fund Iii, L.P.			12,513,485		12,513,485	14,392,570
Apollo Hybrid Value Fund, L.P.			14,310,577		14,310,577	17,560,172
Apollo Investment Fund V, L.P.			1,669,882		1,669,882	42,494
Apollo Natural Resources Partners Ii, L.P.			7,226,208		7,226,208	5,452,320
Apollo Natural Resources Partners Iii, L.P.			6,756,792		6,756,792	9,218,923
Ascribe Opportunities Fund Iii, L.P.			13,134,010		13,134,010	2,962,950
Ascribe Opportunities Fund Iv, L.P.			2,236,007		2,236,007	2,482,324
Asi Hark Capital Iii, Lp			-		-	(4,018)
Atlas Venture Viii, L.P.			12,238,175		12,238,175	85,294,998
Atreides Foundation Fund, Ltd.			25,102		25,000,000	20,756,693
Audax Mezzanine Fund Iii, L.P.			2,973,871		2,973,871	2,334,649
Audax Mezzanine Fund V, L.P.			-		-	26,599
Audax Private Equity Fund Iv, L.P.			21,152,365		21,152,365	23,373,017
Avenue Energy Opportunities Fund Ii, L.P.			17,503,550		17,503,550	24,294,479

(a)	(b)	(c)			(d)	(e)
	Identity of issue, borrower, lessor or similar party	Description of Investment Including Maturity Date, Rate of Interest, Collateral, Par or Maturity Value				
		Type	Shares/ Principal	Interest Rate	Maturity Date	Cost	Current Value
		Limited partnerships (continued):					
	Avenue Energy Opportunities Fund, L.P.		10,495,398			$ 10,495,398	$ 15,383,765
	Avidity Os (Csp)		14,618			15,000,000	16,146,813
	Axonic Capital		25,000			25,000,000	29,458,101
	Bain Capital Real Estate Fund Ii		2,317,874			2,317,874	2,333,095
	Balance Point Capital Partners V, L.P.		3,591,099			3,591,099	3,713,244
	Bayview Mortgage Securities Offshore Ltd		25,028			25,197,642	27,544,892
	Bcp Energy Services Fund, L.P.		2,247,872			2,247,872	10,507,073
	Bcp Fund Ii, L.P.		6,854,063			6,854,063	6,979,124
	Benefit Street Partners Debt Fund Iv, L.P.		20,000,000			20,000,000	19,777,261
	Bh-Dg Systematic Trading Erisa Fund Limited		468,058			52,593,078	63,012,836
	Blackstone Capital Opportunities Fund Iv Lp		1,702,177			1,702,177	1,787,393
	Blackstone Capital Partners Iv, L.P.		614,289			614,289	62,358
	Blackstone Capital Partners Vii, L.P.		30,833,586			30,833,586	51,422,653
	Blackstone Capital Partners Viii, L.P.		7,418,222			7,418,222	10,158,278
	Blackstone Energy Partners Ii, L.P.		30,093,796			30,093,796	35,931,841
	Blackstone Energy Partners Iii, L.P.		7,878,135			7,878,135	12,570,568
	Blackstone Energy Partners, L.P.		7,033,698			7,033,698	5,286,238
	Blackstone Real Estate Partners Ix, L.P.		11,081,788			11,081,788	17,490,907
	Blackstone Real Estate Partners Viii, L.P.		7,785,240			7,785,240	11,568,979
	Blackstone Tactical Opportunities Fund - Hl L.P.		11,951,899			11,951,899	16,311,522
	Blackstone Tactical Opportunities Fund Ii, L.P.		9,335,970			9,335,970	12,256,642
	Blackstone/Gso Capital Solutions Fund		5,728,625			5,728,625	259,527
	Capital International Private Equity Fund V, L.P.		885,892			885,892	27,488
	Capital International Private Equity Fund Vi, L.P.		9,940,620			9,940,620	9,237,605
	Carlyle Credit Opportunities Fund Ii, L.P.		4,067,009			4,067,009	4,419,863
	Carlyle Realty Partners Viii, L.P.		4,183,624			4,183,624	6,539,209
	Castlelake Aviation Iii - Stable Yield, L.P.		11,943,859			11,943,859	17,147,763
	Castlelake Aviation Iv Stable Yield, L.P.		3,004,967			3,004,967	4,714,342
	Castlelake Income Opportunities, L.P.		13,312,129			13,312,129	14,898,251
	Castlelake Iv, L.P.		12,649,607			12,649,607	18,755,292
	Castlelake V Dislocated Opportunities, L.P.		3,194,273			3,194,273	3,989,682
	Castlelake V, L.P.		17,963,105			17,963,105	30,000,569
	Catalyst Fund Limited Partnership V, L.P.		9,014,304			9,014,304	10,064,873
	Caxton Global Investments (Institutional) Limited		555,180			69,234,583	128,027,099
	Centerbridge Capital Partners Ii, L.P.		23,547,238			23,547,238	4,911,969
	Centerbridge Capital Partners Iii, L.P.		22,652,831			22,652,831	34,402,757
	Centerbridge Capital Partners Iv, L.P.		4,721,090			4,721,090	5,961,570
	Cerberus Cmbs Opportunities Feeder Fund Ltd.		20,894			21,000,000	25,414,136
	Cfm Discus		24,852			45,000,000	44,952,930
	Charlesbank Equity Fund Vii, L.P.		3,381,381			3,381,381	4,100,917
	Charterhouse Capital Partners X, L.P.		17,186,575			17,186,575	28,453,520
	Charterhouse Capital Partners Xi, L.P.		-			-	(104,288)
	Chequers Capital Xvi Fcpr		6,600,543			6,600,543	12,834,088
	Cim Fund Viii, L.P.		10,343,250			10,343,250	10,811,851
	Clearwater Capital Partners Fund Iii, L.P.		1,604,060			1,604,060	3,587,340
	Colony Distressed Credit And Special Situations Fund Iii, L.P.		5,015,602			5,015,602	3,756,861
	Colony Distressed Credit And Special Situations Fund Iv, L.P.		17,537,288			17,537,288	11,304,130
	Comvest Credit Partners V, L.P.		4,085,752			4,085,752	4,395,190
	Cornell Capital Partners Ii, L.P.		-			-	632,285
	Cornell Capital Partners, L.P.		19,770,416			19,770,416	27,505,975
	Crescent Direct Lending Fund Iii, L.P.		2,197,727			2,197,727	2,254,854
	Crow Holdings Realty Partners Vii, L.P.		2,475,126			2,475,126	1,337,796
	Crow Holdings Realty Partners Viii, L.P.		4,552,187			4,552,187	5,565,572
	Cvc Capital Partners Vii, L.P.		33,101,322			33,101,322	60,819,189
	Cvc Capital Partners Viii, L.P.		5,710,873			5,710,873	6,154,656
	D.E. Shaw Composite International Fund		8,638,265			8,638,265	58,683,234
	Dg Macro Fund Limited		75,142			75,353,768	78,936,212
	Dra Growth And Income Fund Ix, Llc		7,872,118			7,872,118	10,297,510
	Dra Growth And Income Fund Vii, Llc		1,842,344			1,842,344	1,958,535
	Dra Growth And Income Fund X, L.P.		3,336,090			3,336,090	4,274,605
	Eif United States Power Fund Iv, L.P.		16,654,293			16,654,293	14,614,230
	Elliott International Limited		39,582			21,500,000	47,924,666
	Emso Rose Ltd.		1,206			19,257,967	20,972,341

(a)	(b)	(c)			(d)	(e)
	Identity of issue, borrower, lessor or similar party	Description of Investment Including Maturity Date, Rate of Interest, Collateral, Par or Maturity Value				
		Type	Shares/ Principal	Interest Rate	Maturity Date	Cost	Current Value
		Limited partnerships (continued):					
	Encap Energy Capital Fund Viii, L.P.		8,231,332			$ 8,231,332	$ 4,770,973
	Encap Energy Capital Fund X, L.P.		19,075,757			19,075,757	24,829,811
	Encap Energy Capital Fund Xi, L.P.		18,761,149			18,761,149	24,592,194
	Encompass Capital Fund Offshore, Ltd		15,000			15,000,000	16,065,993
	Energy Capital Partners I, L.P.		7,859,723			7,859,723	-
	Energy Capital Partners Ii, L.P.		2,780,125			2,780,125	812,557
	Energy Ventures Fund Iv, L.P.		12,242,885			12,242,885	3,939,061
	Ep Fq Ltd.		42,663			48,024,023	60,795,478
	Ergoteles International Ltd		12,000			12,000,000	13,737,308
	European Strategic Partners 2004 A		10,967,560			10,967,560	296,503
	European Strategic Partners 2008 A		11,246,735			11,246,735	6,166,595
	Exeter Europe Logistics Value Fund Iv Scsp		711,564			711,564	359,787
	Exeter Industrial Value Fund Ii, L.P.		2,105,576			2,105,576	793,076
	Exoduspoint Os (Csp)		23,144			25,194,571	29,630,687
	First Eagle Direct Lending Fund Iv, Llc		12,864,007			12,864,007	12,756,118
	First Reserve Fund Xi, L.P.		13,834,759			13,834,759	26,813
	Five Point Energy Fund Iii, L.P.		2,052,893			2,052,893	4,823,980
	Gamut Investment Fund I, L.P.		21,913,442			21,913,442	40,113,712
	Gem Realty Fund Iv, L.P.		470,369			470,369	58,086
	Gesd Investors, L.P.		3,034,851			3,034,851	4,713
	Gilde Buyout Fund Iv L.P.		412,192			412,192	811,979
	Glen Point Global Macro Fund Limited		437,714			39,416,062	45,438,934
	Global Infrastructure Partners Ii, L.P.		9,921,043			9,921,043	17,109,830
	Global Infrastructure Partners Iii, L.P.		7,649,472			7,649,472	10,404,297
	Global Infrastructure Partners Iv, L.P.		1,755,644			1,755,644	2,025,923
	Global Infrastructure Partners, L.P.		5,877,390			5,877,390	340,114
	Global Timber Investors 9		12,700,436			12,700,436	12,860,093
	Graticule Asia Macro Fund Ltd		71,286			95,000,300	117,938,891
	Green Equity Investors Vii, L.P.		28,460,448			28,460,448	59,986,523
	Green Equity Investors Viii, L.P.		23,097,646			23,097,646	24,732,293
	Gridiron Capital Fund Iii, L.P.		17,140,679			17,140,679	73,840,679
	Gridiron Capital Fund Iv, L.P.		12,776,402			12,776,402	21,055,767
	Gso Capital Opportunities Fund Iii, L.P.		9,185,909			9,185,909	10,089,234
	Gtcr Fund Viii, L.P.		-			-	64,282
	Gtis Brazil Real Estate Fund Ii, L.P.		12,224,266			12,224,266	5,582,954
	Hamilton Lane Venture Capital Fund, L.P. (Series 2016)		15,809,398			15,809,398	43,762,802
	Hamilton Lane Venture Capital Fund, L.P. (Series 2017)		14,891,564			14,891,564	37,801,837
	Hamilton Lane Venture Capital Fund, L.P. (Series 2018)		17,276,964			17,276,964	34,453,469
	Hamilton Lane Venture Capital Fund, L.P. (Series 2019)		10,817,393			10,817,393	19,780,723
	Hamilton Lane Venture Capital Fund, L.P. (Series 2020)		9,587,694			9,587,694	15,056,440
	Hamilton Lane Venture Capital Fund, L.P. (Series 2021)		3,834,951			3,834,951	4,216,641
	Hancock Capital Partners Iv, L.P.		-			-	614,780
	Hancock Capital Partners V, L.P.		3,927,503			3,927,503	6,470,193
	Hark Capital Ii, Lp.		10,451,062			10,451,062	11,957,887
	Harvest Partners V, L.P.		752,647			752,647	-
	Heitman America Real Estate Trust Lp		207,925			258,036,276	293,334,597
	Hillhouse Fund Iv, L.P.		18,134,913			18,134,913	26,878,918
	Hillhouse Fund V, L.P.		1,844,954			1,844,954	2,807,692
	Hipep V-Asia Pacific And Rest Of World Fund, L.P.		16,247,834			16,247,834	3,053,331
	Hitecvision Vi, L.P.		14,408,347			14,408,347	25,872,952
	Hl Rose Spv, L.P.		4,617,312			4,617,312	6,207,775
	Hony Capital Fund V, L.P.		14,863,694			14,863,694	13,696,076
	Huff Alternative Fund		157,080			157,080	580,752
	Icg Europe Fund Vii, L.P.		12,774,072			12,774,072	20,090,086
	Icg Europe Fund Viii Scsp		1,256,465			1,256,465	1,217,330
	Icg Recovery Fund Ii Scsp		2,482,544			2,482,544	2,714,158
	Ifm Global Infrastructure (Us), L.P.		18,252,818			18,252,818	34,124,222
	Iii Ep Strategies Fund Ltd.		52,291			34,124,010	16,859,770
	Infracapital Partners, L.P.		-			-	171
	Institutional Venture Partners Xiii, L.P.		7,761,634			7,761,634	14,740,013
	Jade Equity Investors, L.P.		3,052,620			3,052,620	4,512,179
	Jll Partners Fund V, L.P.		-			-	6,059,789
	Jll Partners Fund Vi, L.P.		-			-	1,285,017

(a)	(b)	(c)			(d)	(e)
	Identity of issue, borrower, lessor or similar party	Description of Investment Including Maturity Date, Rate of Interest, Collateral, Par or Maturity Value				
		Type	Shares/ Principal	Interest Rate	Maturity Date	Cost	Current Value
		Limited partnerships (continued):					
	Jupiter Tactical Trading Fund Ltd		12,863			$ 14,682,412	$ 9,458,318
	Kayne Anderson Real Estate Partners Iv, L.P.		4,584,964			4,584,964	6,260,258
	Kayne Anderson Real Estate Partners V, L.P.		12,465,276			12,465,276	14,402,655
	Kayne Anderson Real Estate Partners Vi, L.P.		1,395,777			1,395,777	1,348,227
	Kelso Investment Associates Ix, L.P.		17,774,898			17,774,898	26,886,529
	Kelso Investment Associates Vii, L.P.		2,951,782			2,951,782	23,561
	Kelso Investment Associates X, L.P.		17,311,332			17,311,332	29,461,515
	Khosla Ventures Iii, L.P.		15,051,549			15,051,549	11,386,282
	Khosla Ventures Iv, L.P.		18,508,434			18,508,434	67,027,290
	Khosla Ventures Seed B, L.P.		11,618,497			11,618,497	45,625,775
	Khosla Ventures Seed, L.P.		5,434,260			5,434,260	9,294,191
	King Street Capital, Ltd.		3,055			192,146	294,140
	Kohlberg Investors Ix, L.P.		10,798,477			10,798,477	14,129,235
	Kohlberg Investors Viii, L.P.		20,362,397			20,362,397	28,894,568
	Kps Special Situations Fund Iii (Supplemental), L.P.		2,670,143			2,670,143	71,107
	Kps Special Situations Fund Iii, L.P.		2,206,768			2,206,768	77,316
	Kps Special Situations Fund V, L.P.		10,017,368			10,017,368	15,053,341
	Kps Special Situations Mid-Cap Fund, L.P.		3,296,136			3,296,136	4,846,146
	Ksl Capital Partners Iii, L.P.		5,742,941			5,742,941	7,123,587
	Landmark Equity Partners Xiii, L.P.		2,222,506			2,222,506	313,521
	Landmark Equity Partners Xiv, L.P.		-			-	5,409,110
	Landmark Iam Growth Equity Partners, L.P.		-			-	631,074
	Landmark Iam Real Estate Fund V, L.P.		13,800,116			13,800,116	3,095,555
	Landmark Real Estate Fund Vi, L.P.		-			-	516,881
	Levine Leichtman Capital Partners Iii, L.P.		1,856,411			1,856,411	25,653
	Lexington Partners - Hamilton Lane 2000, Llc		-			-	38,257
	Liberty Hall Capital Partners Fund I, L.P.		13,429,678			13,429,678	20,248,171
	Light Sky Macro Offshore Fund Ltd.		90,204			94,077,040	88,242,319
	Lighthouse Capital Partners V, L.P.		-			-	1
	Linden Capital Partners V Lp		-			-	(306,213)
	Lone Star Fund Ix (U.S.), L.P.		954,716			954,716	3,596,404
	Lone Star Fund X (U.S.), L.P.		2,726,484			2,726,484	7,032,452
	Lone Star Fund Xi, L.P.		4,116,893			4,116,893	8,089,653
	Luminus Energy Partners, Ltd.		1,724			4,009,327	7,626,402
	Mbk Partners Fund Ii, L.P.		174,240			174,240	469,235
	Merit Energy Partners H		11,023,240			11,023,240	8,281,963
	Msouth Equity Partners Ii, L.P.		13,003,023			13,003,023	3,705,361
	Neoma Global Growth Markets Strategic Fund		24,188,635			24,188,635	22,238,715
	New Enterprise Associates 10, L.P.		7,971			7,971	388,850
	New Enterprise Associates 11 (Second Commitment)		-			-	134,620
	New Enterprise Associates 11, L.P.		1,142,493			1,142,493	336,659
	Newstone Capital Partners Ii, L.P.		4,611,926			4,611,926	3,090,494
	Northstar Mezzanine Partners V, L.P.		5,706,076			5,706,076	5,195,823
	Oak Investment Partners Xi, L.P.		1,892,557			1,892,557	180,401
	Oaktree Opportunities Fund Viii, L.P.		-			-	145,310
	Oaktree Opportunities Fund Viii-B, L.P.		-			-	4,655,979
	Oaktree Special Situations Fund Ii, L.P.		4,237,754			4,237,754	10,920,210
	Ocm Opportunities Fund Vii-B, L.P.		-			-	21,733
	Octagon Investments Offshore Fund, Ltd.		15,020			15,000,000	11,858,132
	Oha Strategic Credit Fund Ii, L.P.		10,681,868			10,681,868	15,456,445
	Oncap Us Ii-A, Lp		-			-	9,136,155
	Oncap Us Iii, Lp		3,428,909			3,428,909	5,287,583
	Onex Partners Ii, L.P.		9,157,653			9,157,653	382,622
	Onex Partners Iii, L.P.		6,479,478			6,479,478	4,223,819
	Onex Partners Iv, L.P.		12,765,069			12,765,069	15,427,601
	Onex Partners, L.P.		2,627,615			2,627,615	83,730
	Ospraie Special Situations Fund Lp		53,183			76,569,216	54,210,273
	Ovp Venture Partners Vii, L.P.		12,063,148			12,063,148	39,239,274
	P Gracie Tail Risk Portfolio		22,877			23,000,000	22,500,952
	Pag Asia I Feeder Fund, Lp		6,539,105			6,539,105	8,054,609
	Patria-Brazilian Private Equity Fund Iv, L.P.		14,342,467			14,342,467	20,506,234
	Platinum Equity Capital Partners Iv, L.P.		25,885,420			25,885,420	44,869,370
	Platinum Equity Capital Partners V, L.P.		22,132,658			22,132,658	31,679,506

(a)	(b)	(c)			(d)	(e)
	Identity of issue, borrower, lessor or similar party	Description of Investment Including Maturity Date, Rate of Interest, Collateral, Par or Maturity Value				
		Type	Shares/ Principal	Interest Rate	Maturity Date	Cost	Current Value
		Limited partnerships (continued):					
	Platinum Equity Capital Partners, L.P.		1,823,264			$ 1,823,264	$ 763,268
	Platinum Equity Small Cap Fund, L.P.		9,784,801			9,784,801	12,200,984
	Polaris Venture Partners Iv, L.P.		549,665			549,665	182,318
	Quad-C Partners X, L.P.		1,875,464			1,875,464	2,400,667
	Quintana Energy Partners Ii, L.P.		-			-	793,627
	Related Real Estate Fund Ii, L.P.		8,509,706			8,509,706	12,487,680
	Resource Land Fund Iv, Llc		-			-	3,735,099
	River Vi, L.P.		218,750			218,750	6,270,284
	Riverside Capital Appreciation Fund V		4,676,357			4,676,357	3,270,065
	Riverside Europe Fund Iv, L.P.		3,251,942			3,251,942	8,791,275
	Riverside Fund V, L.P.		-			-	66,297
	Riverside Micro-Cap Fund I, L.P.		-			-	9,642,430
	Roark Capital Partners Ii Sidecar, L.P.		21,681,085			21,681,085	38,207,879
	Roark Capital Partners Iv, L.P.		27,361,643			27,361,643	43,631,758
	Roark Capital Partners V, L.P.		18,175,840			18,175,840	26,875,393
	Rokos Global Macro Fund, Ltd		168,016			28,731,164	22,850,970
	Royalty Opportunities S.Ar.L.		13,876,799			13,876,799	3,686,878
	Saw Mill Capital Partners Ii, L.P.		25,074,045			25,074,045	45,844,235
	Secondary Investment Spv-5, L.P.		-			-	12,125,510
	Secondary Investment Spv-6, L.P.		2,989,067			2,989,067	2,459,169
	Secondary Investment Spv-8, L.P.		-			-	3,897,058
	Senator Global Opportunity Offshore Fund Ii, Ltd		22,381			24,230,013	31,134,523
	Sentient Global Resources Fund Iv, L.P.		14,866,092			14,866,092	10,482,688
	Sentinel Capital Partners Iv, L.P.		-			-	581,289
	Silver Lake Partners V, L.P.		27,103,504			27,103,504	49,179,987
	Silver Lake Partners Vi, L.P.		11,634,778			11,634,778	15,141,568
	Silver Point Capital Offshore Fund, Ltd.		500			5,286,457	13,009,677
	Skye Global Fund, Ltd		20,000			20,000,000	24,193,251
	Southern Cross Latin America Private Equity Fund IV, L.P.		20,685,068			20,685,068	32,821
	Squarepoint Core International Feeder Limited		4,735			6,120,000	6,809,846
	Squarepoint Focus International Feeder Limited		29,597			33,000,002	41,254,484
	Sterling Value Add Partners Iii, L.P.		5,872,380			5,872,380	6,533,842
	Stonepeak Infrastructure Fund Iii, L.P.		11,137,510			11,137,510	17,937,832
	Stonepeak Infrastructure Fund Iv, L.P.		-			-	71,055
	Strategic Value Special Situations Fund Iii, L.P.		778,185			778,185	23,606,892
	Summit Partners Growth Equity Fund Xi, L.P.		-			-	(73,391)
	Sun Capital Partners Iii Qp, Lp		-			-	91,252
	Systematica Alternative Markets Fund Limited		438,417			46,256,105	66,292,365
	Systematica China Markets Fund Limited		244,559			25,000,000	27,847,187
	Targus Cayman Holdco Limited		236,904.00			519,740	432,231
	Tenaska Power Fund Ii, L.P.		402,466			402,466	692,354
	The Fourth Cinven Fund		6,464,100			6,464,100	35,219
	The Tudor Bvi Global Fund Ltd.		620			85,979,771	123,935,234
	Third Rock Ventures Ii, L.P.		11,127,385			11,127,385	873,054
	Thoma Bravo Fund Xii, L.P.		35,550,643			35,550,643	70,307,485
	Thoma Bravo Fund Xiii, L.P.		27,332,805			27,332,805	43,268,443
	Thoma Bravo Fund Xiv, L.P.		19,999,999			19,999,999	20,282,685
	Thomas H. Lee Equity Fund Ix, L.P.		-			-	(315,534)
	Thomas H. Lee Equity Fund Vii, L.P.		-			-	17,663,002
	Thomas H. Lee Equity Fund Viii, L.P.		16,946,819			16,946,819	56,661,433
	Towerbrook Investors Iii, L.P.		1,380,465			1,380,465	93,391
	Tpg Partners Iv, L.P.		3,298,205			3,298,205	23,153
	Tpg Partners Vii, L.P.		18,874,429			18,874,429	29,850,101
	Tpg Partners Viii, L.P.		14,503,374			14,503,374	21,556,690
	Tpg Real Estate Partners Iii, L.P.		8,723,069			8,723,069	10,656,411
	Trend Macro Erisa Fund Ltd.		94,144			104,268,085	117,119,610
	True North High Yield Investment Fund Ii, Llc		1,624,098			1,624,098	71,800
	Turnbridge Capital Partners I, L.P.		12,430,004			12,430,004	9,512,677
	Two Sigma Mercury Os (Csp)		14,223			17,471,763	17,834,128
	Valhalla Partners Ii, L.P.		2,159,168			2,159,168	1,449,024
	Veritas Capital Fund Iv, L.P.		1,691,290			1,691,290	505,877
	Viking Global Equities Iii Ltd.		8,008			14,663,883	39,610,314
	Vista Equity Partners Fund Iv, L.P.		10,133,071			10,133,071	23,756,211

(a)	(b)	(c)			(d)	(e)
	Identity of issue, borrower, lessor or similar party	Description of Investment Including Maturity Date, Rate of Interest, Collateral, Par or Maturity Value				
		Type	Shares/ Principal	Interest Rate	Maturity Date	Cost	Current Value
		Limited partnerships (continued):					
	Voloridge		10,000			$ 10,000,000	$ 10,913,619
	Waterton Mining Parallel Fund, L.P.		3,423,867			3,423,867	9,234,295
	Waud Capital Partners Iii, L.P.		17,398,512			17,398,512	21,445,954
	Waud Capital Partners Iv, L.P.		24,786,455			24,786,455	49,018,901
	Waud Capital Partners V, L.P.		14,601,092			14,601,092	18,631,991
	Wayzata Opportunities Fund Ii, L.P.		-			-	230,363
	Wellington Bay Pond Partners, L.P.		4,644			46,444	83,380
	Welwing Fund		15,000			15,000,000	15,732,308
	Wilshire Asia Private Markets Fund Vii, L.P.		3,112,490			3,112,490	1,360,375
	Yucaipa American Alliance Fund I, L.P.		475,579			475,579	65,724
	Yucaipa American Alliance Fund Ii, L.P.		5,046,153			5,046,153	17,958,129
	Yucaipa American Alliance Fund Iii, L.P.		14,311,739			14,311,739	20,457,526
	Yucaipa Corporate Initiatives Fund Ii, L.P.		6,204,762			6,204,762	2,892,256
		Total limited partnerships				4,052,929,869	5,389,424,195
		Other investments:					
	Cdp Financial Inc	Company Guar Regs 07/24 3.15	1,000,000	3.150 %	07/24/2024	981,398	1,053,530
	Cdp Financial Inc	Company Guar Regs 11/39 5.6	1,250,000	5.600	11/25/2039	1,811,788	1,770,813
	Abu Dhabi Govt Int L	Sr Unsecured 144A 04/50 3.875	700,000	3.875	04/16/2050	751,722	815,353
	Australian Government	Bonds Regs 05/30 2.5	300,000	2.500	05/21/2030	248,296	233,089
	Australian Government	Bonds Regs 11/31 1	400,000	1.000	11/21/2031	281,450	272,853
	Australian Government	Sr Unsecured Regs 04/25 3.25	2,260,000	3.250	04/21/2025	1,831,235	1,757,605
	Australian Government	Sr Unsecured Regs 06/51 1.75	200,000	1.750	06/21/2051	141,986	125,649
	Australian Government	Sr Unsecured Regs 09/26 0.5	800,000	0.500	09/21/2026	569,446	559,427
	Australian Government	Sr Unsecured Regs 12/30 1	300,000	1.000	12/21/2030	215,023	206,265
	Bay Area Ca Toll Auth Toll Bri Baytrn 04/31 Fixed 2.574		555,000	2.574	04/01/2031	555,000	571,794
	Bonos Y Oblig Del Estado	Sr Unsecured 144A Regs 07/28	1,150,000	1.400	07/30/2028	1,412,318	1,418,823
	Bonos Y Oblig Del Estado	Sr Unsecured 144A Regs 07/37	1,200,000	0.850	07/30/2037	1,423,075	1,330,401
	Bonos Y Oblig Del Estado	Sr Unsecured 144A Regs 07/66	1,200,000	3.450	07/30/2066	2,104,346	2,053,892
	Bonos Y Oblig Del Estado	Sr Unsecured 144A Regs 10/30	100,000	1.250	10/31/2030	125,365	121,881
	Bonos Y Oblig Del Estado	Sr Unsecured 144A Regs 10/31	100,000	0.500	10/31/2031	118,489	113,037
	Bonos Y Oblig Del Estado	Sr Unsecured 144A Regs 10/71	400,000	1.450	10/31/2071	482,511	395,119
	British Columbia Prov Of	Bonds 09/36 7.25	440,000	7.250	09/01/2036	638,866	732,908
	Buoni Poliennali Del Tes	Sr Unsecured 144A Regs 07/25	2,800,000	1.850	07/01/2025	3,544,569	3,365,656
	California St	Cas 04/39 Fixed 7.55	825,000	7.550	04/01/2039	824,947	1,376,810
	Canadian Government	Bonds 06/37 5	616,000	5.000	06/01/2037	726,359	711,783
	Canadian Government	Bonds 12/48 2.75	100,000	2.750	12/01/2048	94,094	97,554
	Canadian Government	Bonds 12/48 2.75	(100,000)	2.750	12/01/2048	(94,202)	(97,554)
	Canadian Government	Bonds 12/51 2	200,000	2.000	12/01/2051	158,332	170,178
	China Government Bond	Bonds 02/27 3.4	2,000,000	3.400	02/09/2027	299,075	325,258
	China Government Bond	Bonds 08/26 2.74	117,100,000	2.740	08/04/2026	16,257,315	18,444,304
	China Government Bond	Bonds 11/26 2.7	14,500,000	2.700	11/03/2026	2,054,836	2,281,514
	Country Garden Hldgs	Sr Secured Regs 08/30 4.8	400,000	4.800	08/06/2030	361,000	364,528
	Development Bk Of Japan	Sr Unsecured Regs 10/22 2.5	2,800,000	2.500	10/18/2022	2,826,753	2,842,896
	Eur 1Y Midcv Op Dec22C 98.75	Exp 12/16/2022	(57)	0.000	12/16/2022	(28,500)	(27,788)
	Eur 1Y Midcv Op Dec22P 98	Exp 12/16/2022	(57)	0.000	12/16/2022	(29,213)	(28,500)
	Faes Farma Sa	Right	32,083			6,173	6,640
	France (Govt Of)	Bonds 144A Regs 05/72 0.5	300,000	0.500	05/25/2072	348,890	264,384
	France (Govt Of)	Bonds Regs 05/45 3.25	3,000,000	3.250	05/25/2045	5,711,089	5,265,626
	France (Govt Of)	Bonds Regs 05/52 0.75	1,000,000	0.750	05/25/2052	1,234,972	1,087,436
	Hungary	Sr Unsecured 03/24 5.375	400,000	5.375	03/25/2024	430,800	434,436
	Hungary	Sr Unsecured 144A 09/31 2.125	200,000	2.125	09/22/2031	197,258	196,770
	Hungary	Sr Unsecured 144A 09/51 3.125	200,000	3.125	09/21/2051	191,746	196,750
	Illinois St	Ils 06/33 Fixed 5.1	1,175,000	5.100	06/01/2033	1,102,397	1,358,159
	Imm Eur Fut Opt Dec22C 99.25	Exp 12/19/2022	(57)	0.000	12/19/2022	(18,525)	(17,100)
	Imm Eur Fut Opt Dec22P 98.75	Exp 12/19/2022	(57)	0.000	12/19/2022	(24,938)	(23,513)
	Israel Fixed Bond	Bonds 01/22 5.5	9,400,000	5.500	01/31/2022	3,107,241	3,185,985
	Israel Fixed Bond	Bonds 03/27 2	1,500,000	2.000	03/31/2027	454,999	524,740
	Israel Fixed Bond	Bonds 07/22 0.75	5,600,000	0.750	07/31/2022	1,726,206	1,815,468
	Israel Makam Bill	Bills 02/22 0.00000	5,600,000	0.010	02/02/2022	1,699,994	1,799,255
	Israel Makam Bill	Bills 03/22 0.00000	100,000	0.010	03/02/2022	31,745	32,130
	Israel Makam Bill	Bills 04/22 0.00000	600,000	0.010	04/06/2022	184,729	192,739
	Israel Makam Bill	Bills 06/22 0.00000	1,700,000	0.010	06/08/2022	520,782	546,202

(a)	(b)	(c) Description of Investment Including Maturity Date, Rate of Interest, Collateral, Par or Maturity Value			(d)	(e)
Identity of issue, borrower, lessor or similar party		Type	Shares/ Principal	Interest Rate	Maturity Date	Cost	Current Value
		Other investments (continued):					
Israel Makam Bill	Bills 11/22 0.00000		6,100,000	0.010 %	11/02/2022	$ 1,958,065	$ 1,959,706
Israel Makam Bill	Bills 12/22 0.00000		2,000,000	0.010	12/07/2022	634,274	6,425
Italy Gov T Int Bond	Sr Unsecured 09/23 6.875		600,000	6.875	09/27/2023	696,000	658,518
Japan (10 Year Issue)	Bonds 06/31 0.1		640,000,000	0.100	06/20/2031	5,865,728	5,590,239
Japan (10 Year Issue)	Bonds 09/31 0.1		1,082,750,000	0.100	09/20/2031	9,565,062	9,443,822
Japan (20 Year Issue)	Bonds 03/38 0.5		340,000,000	0.500	03/20/2038	3,151,752	3,025,411
Japan (20 Year Issue)	Bonds 09/35 1.2		121,000,000	1.200	09/20/2035	1,308,546	1,184,372
Japan (30 Year Issue)	Bonds 03/33 1.1		355,000,000	1.100	03/20/2033	3,689,621	3,406,403
Japan (30 Year Issue)	Bonds 03/49 0.5		299,000,000	0.500	03/20/2049	2,701,467	2,502,195
Japan (30 Year Issue)	Bonds 06/51 0.7		246,000,000	0.700	06/20/2051	2,268,816	2,149,710
Japan (30 Year Issue)	Bonds 12/45 1.4		190,000,000	1.400	12/20/2045	2,077,448	1,958,111
Japan (30 Year Issue)	Bonds 12/48 0.7		179,000,000	0.700	12/20/2048	1,658,038	1,579,577
Japan Fin Org Municipal	Sr Unsecured 144A 03/24 3		1,300,000	3.000	03/12/2024	1,295,866	1,355,445
Japan Fin Org Municipal	Sr Unsecured Regs 04/23 3.25		2,000,000	3.250	04/24/2023	1,977,260	2,064,620
Japan Govt Cpi Linked	Bonds 03/28 0.1		233,144,100	0.100	03/10/2028	2,183,928	2,093,246
Japan Treasury Disc Bill	Bills 01/22 0.00000		210,000,000	0.010	01/31/2022	1,849,218	1,823,629
Japan Treasury Disc Bill	Bills 02/22 0.00000		780,000,000	0.010	02/07/2022	6,842,705	6,774,157
Japan Treasury Disc Bill	Bills 03/22 0.00000		1,690,000,000	0.010	03/28/2022	14,862,298	14,680,274
Japan Treasury Disc Bill	Bills 03/22 0.00000		360,000,000	0.010	03/14/2022	3,180,836	3,126,846
Japan Treasury Disc Bill	Bills 03/22 0.00000		770,000,000	0.010	03/22/2022	6,790,772	6,687,977
Jpn Bank For Int L Coop	Govt Guarant 10/23 3.375		1,600,000	3.375	10/31/2023	1,597,952	1,674,016
Jpn Bank For Int L Coop	Govt Guarant 10/24 1.75		500,000	1.750	10/17/2024	499,665	509,015
Korea Treasury Bond	Bonds 12/42 3		1,503,500,000	3.000	12/10/2042	1,649,518	1,398,491
Kuwait Intl Bond	Sr Unsecured Regs 03/27 3.5		1,400,000	3.500	03/20/2027	1,365,000	1,524,474
Logan Group Co Ltd	Company Guar Regs 01/28 4.5		200,000	4.500	01/13/2028	183,000	179,570
Malaysia Government	Bonds 05/27 3.502		2,700,000	3.502	05/31/2027	649,878	656,767
Muni Elec Auth Of Georgia	Melpwr 04/57 Fixed 6.637		4,233,000	6.637	04/01/2057	5,348,360	6,444,531
Muni Elec Auth Of Georgia	Melpwr 04/57 Fixed 7.055		459,000	7.055	04/01/2057	559,559	681,142
Netherlands Government	Bonds 144A Regs 01/37 4		400,000	4.000	01/15/2037	648,549	720,075
Netherlands Government	Bonds 144A Regs 07/22 2.25		1,150,000	2.250	07/15/2022	1,503,690	1,327,920
New Jersey St Turnpike Auth Tu Njstrn 01/41 Fixed 7.102			750,000	7.102	01/01/2041	840,422	1,176,690
New Zealand Government	Bonds 05/31 1.5		400,000	1.500	05/15/2031	287,212	255,594
Nova Scotia Province	Debentures 04/22 8.75		413,000	8.750	04/01/2022	481,531	420,983
Province Of Alberta	Sr Unsecured 07/30 1.3		1,000,000	1.300	07/22/2030	980,049	952,590
Province Of Quebec	Sr Unsecured 03/23 2.45		485,000	2.450	03/01/2023	381,644	391,160
Province Of Quebec	Unsecured 01/26 6.35		725,000	6.350	01/30/2026	841,015	852,071
Republic Of Chile	Sr Unsecured 01/50 3.5		390,000	3.500	01/25/2050	395,850	403,588
Republic Of Chile	Sr Unsecured 04/53 3.5		480,000	3.500	04/15/2053	480,000	497,986
Republic Of Chile	Sr Unsecured 05/41 3.1		1,420,000	3.100	05/07/2041	1,395,415	1,389,470
Republic Of Indonesia	Sr Unsecured Regs 01/25 4.125		600,000	4.125	01/15/2025	588,420	646,596
Republic Of Lithuania	Sr Unsecured Regs 02/22 6.625		1,400,000	6.625	02/01/2022	1,507,870	1,406,314
Republic Of Panama	Sr Unsecured 01/36 6.7		440,000	6.700	01/26/2036	531,960	588,500
Republic Of Peru	Sr Unsecured 01/31 2.783		174,000	2.783	01/23/2031	174,544	173,132
Republic Of Peru	Sr Unsecured 01/34 3		2,235,000	3.000	01/15/2034	2,216,338	2,226,060
Republic Of Peru	Sr Unsecured 03/51 3.55		1,675,000	3.550	03/10/2051	1,699,254	1,742,017
Republic Of Peru	Sr Unsecured 12/32 1.862		500,000	1.862	12/01/2032	500,000	456,255
Republic Of Peru	Sr Unsecured 144A 02/29 5.94		500,000	5.940	02/12/2029	156,826	128,604
Republic Of Peru	Sr Unsecured 144A 08/28 6.35		3,700,000	6.350	08/12/2028	1,182,004	977,154
Republic Of Peru	Sr Unsecured 144A 08/31 6.95		1,600,000	6.950	08/12/2031	543,790	431,321
Republic Of Peru	Sr Unsecured Regs 02/29 5.94		1,700,000	5.940	02/12/2029	560,061	437,252
Republic Of Peru	Sr Unsecured Regs 08/28 6.35		3,400,000	6.350	08/12/2028	1,139,329	895,898
Republic Of South Africa	Sr Unsecured 09/29 4.85		200,000	4.850	09/30/2029	200,000	206,500
Republic Of Sri Lanka	Sr Unsecured 144A 07/22 5.875		515,000	5.875	07/25/2022	360,281	347,496
Republica Orient Uruguay	Sr Unsecured 04/55 4.975		215,000	4.975	04/20/2055	249,540	281,921
Romania	Unsecured 144A 04/33 2		200,000	2.000	04/14/2033	235,409	207,730
Romania	Unsecured 144A 04/41 2.75		100,000	2.750	04/14/2041	118,590	101,439
Romania	Unsecured 144A 04/42 2.875		400,000	2.875	04/13/2042	463,569	408,405
Romania	Unsecured 144A 07/30 1.75		300,000	1.750	07/13/2030	353,808	319,305
Romania	Unsecured 144A 12/29 1.375		200,000	1.375	12/02/2029	235,600	217,599
Romania	Unsecured 144A 12/40 2.625		100,000	2.625	12/02/2040	118,269	101,524
Russian Federation	Sr Unsecured Regs 11/27 1.125		400,000	1.125	11/20/2027	481,124	452,719
Saudi International Bond	Sr Unsecured Regs 04/25 4		1,300,000	4.000	04/17/2025	1,278,875	1,400,165
Shimao Group Holdings Lt	Sr Unsecured Regs 01/27 5.2		400,000	5.200	01/16/2027	305,000	245,284

(a)	(b)	(c) Description of Investment Including Maturity Date, Rate of Interest, Collateral, Par or Maturity Value				(d)	(e)
Identity of issue, borrower, lessor or similar party		Type	Shares/ Principal	Interest Rate	Maturity Date	Cost	Current Value
		Other investments (continued):					
Singapore Government	Bonds 04/42 2.75		100,000	2.750 %	04/01/2042	$ 85,549	$ 82,351
Singapore Government	Bonds 08/36 2.25		100,000	2.250	08/01/2036	76,178	77,083
Singapore Government	Bonds 09/30 2.875		1,000,000	2.875	09/01/2030	803,162	809,718
Singapore Government	Bonds 09/33 3.375		800,000	3.375	09/01/2033	682,050	684,335
Singapore Government	Bonds 10/51 1.875		1,000,000	1.875	10/01/2051	724,121	706,472
State Of Israel	Sr Unsecured Regs 05/60 3.8		800,000	3.800	05/13/2060	832,000	931,480
State Of Qatar	Sr Unsecured 144A 04/50 4.4		300,000	4.400	04/16/2050	300,000	372,687
State Of Qatar	Sr Unsecured Regs 04/23 3.875		1,500,000	3.875	04/23/2023	1,503,090	1,559,475
Sunac China Holdings Ltd	Company Guar Regs 10/24 6.8		397,000	6.800	10/20/2024	325,540	256,057
Treasury Corp Victoria	Local Govt G 12/32 4.25		900,000	4.250	12/20/2032	790,318	795,239
United Kingdom Gilt	Bonds Regs 01/49 1.75		100,000	1.750	01/22/2049	160,343	154,474
United Kingdom Gilt	Bonds Regs 07/22 0.5		1,600,000	0.500	07/22/2022	2,227,844	2,171,871
United Kingdom Gilt	Bonds Regs 10/50 0.625		1,400,000	0.625	10/22/2050	1,607,604	1,668,910
United Mexican States	Sr Unsecured 01/40 6.05		300,000	6.050	01/11/2040	374,700	372,753
United Mexican States	Sr Unsecured 03/44 4.75		2,575,000	4.750	03/08/2044	2,874,900	2,803,557
United Mexican States	Sr Unsecured 04/51 5		200,000	5.000	04/27/2051	185,200	226,702
United Mexican States	Sr Unsecured 08/41 4.28		2,050,000	4.280	08/14/2041	2,048,729	2,124,313
United Mexican States	Sr Unsecured 10/99 5.75		6,285,000	5.750	10/12/2099	7,544,477	7,208,958
Us 10Yr Fut Optn Feb22C 132 Exp 01/21/2022			(67)	0.000	01/21/2022	(21,953)	(7,328)
Us 10Yr Fut Optn Feb22P 129 Exp 01/21/2022			(17)	0.000	01/21/2022	(3,453)	(2,391)
Us 10Yr Fut Optn Feb22P 130 Exp 01/21/2022			(50)	0.000	01/21/2022	(17,188)	(19,531)
Us 5Yr Futr Optn Feb22C 122 Exp 01/21/2022			(49)	0.000	01/21/2022	(9,570)	(2,297)
Us 5Yr Futr Optn Feb22P 120.5 Exp 01/21/2022			(49)	0.000	01/21/2022	(8,039)	(8,805)
Small Business Administration Sbap 2003 20F 1			52,932	4.070	06/01/2023	52,932	53,859
		Total other investments				190,578,240	191,171,130
		Total investments				$ 10,836,818,295	$ 15,185,449,661
		United States Government and Government Agency obligations - loaned to third parties:					
Fannie Maeintr: .5 Matd: 06/17/25			152,000	0.500	06/17/2025	152,000	149,003
Freddie Macintr: .01 Matd: 07/15/32			1,029,000	0.010	07/15/2032	1,029,000	844,511
Stripsintr: .01 Matd: 11/15/43			25,000	0.010	11/15/2043	25,000	15,780
Treasury Billintr: .01 Matd: 01/04/22			20,000,000	1.000	01/04/2022	20,000,000	20,000,000
Treasury Billintr: .01 Matd: 05/26/22			5,000,000	1.000	05/26/2022	5,000,000	4,998,150
Us Treasury N/Bintr: 1.25 Matd: 11/30/26			1,070,000	1.250	11/30/2026	1,070,000	1,070,600
Us Treasury N/B Intr: .5 Matd: 11/30/23			2,522,000	0.500	11/30/2023	2,522,000	2,513,628
Us Treasury N/B Intr: 1.25 Matd: 08/15/31			600,000	1.250	08/15/2031	600,000	589,753
Us Treasury N/B Intr: 4.5 Matd: 02/15/36			1,049,052	4.500	02/15/2036	1,049,052	1,391,393
		Total United States Government and Government Agency obligations - loaned to third parties				31,447,052	31,572,816
		Corporate obligations - loaned to third parties:					
3M Companysr Unsecured			75,000	3.700	04/15/2050	74,742	88,814
3M Companysr Unsecured			290,000	3.250	08/26/2049	283,301	320,260
Air Lease Corpjr Subordina			201,000	1.000	12/31/2099	201,312	208,676
Air Methods Corpsr Unsecured			937,000	8.000	05/15/2025	849,381	811,676
American Airlines Groupcompany Guar			645,000	3.750	03/01/2025	537,915	611,070
Apache Corpsr Unsecured			570,000	4.750	04/15/2043	302,549	632,640
Avalonbay Communitiessr Unsecured			215,000	4.350	04/15/2048	246,367	277,955
Avis Budget Car/Financecompany Guar			214,000	5.375	03/01/2029	225,542	229,534
Azul Investments Llpcompany Guar			381,000	7.250	06/15/2026	373,215	350,553
Bill.Com Holdings Incsr Unsecured			289,000	0.010	04/01/2027	309,400	295,503
Bloomin Brands Inc/Osicompany Guar			268,000	5.125	04/15/2029	268,000	275,032
Braskem Idesa Sapisr Secured			13,000	7.450	11/15/2029	13,596	13,592
Callon Petroleum Cocompany Guar			160,000	6.125	10/01/2024	152,074	160,023
Callon Petroleumcompany Guar			565,000	8.000	08/01/2028	531,573	592,496
Campbell Soup Cosr Unsecured			682,000	2.375	04/24/2030	681,938	680,734
Capital One Financial Cosr Unsecured			250,000	3.900	01/29/2024	251,745	267,212
Caterpillar Inc Sr Unsecured			1,000	3.250	04/09/2050	1,058	1,109
Cec Entertainment Llcsr Secured			297,000	6.750	05/01/2026	297,235	294,345

(a)	(b)	(c)			(d)	(e)
	Identity of issue, borrower, lessor or similar party	Description of Investment Including Maturity Date, Rate of Interest, Collateral, Par or Maturity Value				
		Type	Shares/ Principal	Interest Rate	Maturity Date	Cost	Current Value
		Corporate obligations - loaned to third parties (continued):					
	Cedar Fair Lpcompany Guar		387,000	5.250 %	07/15/2029	$ 392,856	$ 405,987
	Centennial Resource Prodcompany Guar		1,180,000	5.375	01/15/2026	993,301	1,185,469
	Centennial Resource Prodcompany Guar		566,000	6.875	04/01/2027	441,896	586,940
	Chevron Corp Sr Unsecured		233,000	3.078	05/11/2050	233,000	246,740
	Cinemark Usa Inccompany Guar		458,000	5.250	07/15/2028	458,765	459,574
	Coeur Mining Inccompany Guar		631,000	5.125	02/15/2029	629,608	590,406
	Coinbase Global Inccompany Guar		185,000	3.375	10/01/2028	182,844	174,530
	Conocophillips Company Company Guar		750,000	5.950	03/15/2046	1,072,218	1,118,531
	Daimler Trucks Finan Nacompany Guar		465,000	1.000	12/14/2023	465,000	465,339
	Duke Energy Florida Llc1St Mortgage		543,000	6.400	06/15/2038	801,449	786,017
	Eli Lilly + Cosr Unsecured		375,000	2.250	05/15/2050	351,673	345,481
	Empresa Gen Elec Hainasr Unsecured		140,000	5.625	11/08/2028	140,000	142,189
	Entercom Media Corpsecured		285,000	6.500	05/01/2027	286,300	284,958
	Fedex Corp Company Guar		600,000	5.250	05/15/2050	632,501	804,535
	Foot Locker Incsr Unsecured		234,000	4.000	10/01/2029	234,000	236,603
	Frontier Communications Secured		269,000	6.000	01/15/2030	267,149	273,797
	Hormel Foods Corp Sr Unsecured		203,000	3.050	06/03/2051	210,716	215,455
	Hsbc Holdings Plc Sr Unsecured		675,000	1.000	05/24/2025	677,383	666,914
	Intel Corp Sr Unsecured		79,000	3.050	08/12/2051	78,738	81,369
	Jpmorgan Chase + Cojr Subordina		520,000	1.000	12/31/2099	520,000	527,742
	Kimberly Clark Corpsr Unsecured		400,000	3.200	07/30/2046	385,596	443,601
	Kosmos Energy Ltdcompany Guar		303,000	7.500	03/01/2028	303,000	291,968
	Kyndryl Holdings Inc Sr Unsecured		285,000	3.150	10/15/2031	284,273	278,323
	Laredo Petroleum Inccompany Guar		262,000	7.750	07/31/2029	262,000	264,700
	Lyb Int Finance Iiicompany Guar		375,000	3.625	04/01/2051	383,972	401,903
	Macy S Retail Hldgs Llccompany Guar		242,000	5.875	04/01/2029	244,330	261,547
	Mhp Lux Sacompany Guar		593,000	6.250	09/19/2029	594,325	566,632
	Minsur Sasr Unsecured		400,000	4.500	10/28/2031	393,956	411,850
	Mitsubishi Hc Capitalsr Unsecured		155,000	2.652	09/19/2022	155,000	157,860
	National Cinemedia Llcsr Secured		655,000	5.875	04/15/2028	609,377	595,879
	Natwest Group Plc Sr Unsecured		1,275,000	4.800	04/05/2026	1,276,109	1,432,683
	Nordstrom Incsr Unsecured		9,000	6.950	03/15/2028	10,369	10,319
	Nova Chemicals Corpsr Unsecured		308,000	4.250	05/15/2029	308,081	310,887
	Novartis Capital Corp Company Guar		981,000	4.400	05/06/2044	1,223,453	1,258,792
	Occidental Petroleum Corsr Unsecured		293,000	6.125	01/01/2031	328,312	365,973
	Penn National Gasr Unsecured		250,000	4.125	07/01/2029	243,060	247,628
	Precision Drilling Corpcompany Guar		392,000	7.125	01/15/2026	363,007	411,661
	Scih Salt Holdings Incsr Unsecured		583,000	6.625	05/01/2029	577,581	551,435
	Seaworld Parks + Entertacompany Guar		398,000	5.250	08/15/2029	398,429	412,523
	Seg Hld Llc/Seg Fin Corpsr Secured		287,000	5.625	10/15/2028	287,636	303,996
	Shell International Fin Company Guar		335,000	3.250	04/06/2050	341,518	358,759
	Sm Energy Cosr Unsecured		175,000	6.750	09/15/2026	175,201	183,258
	Staples Incsr Unsecured		382,000	10.75	04/15/2027	373,414	368,590
	Stellantis Fin Us Inccompany Guar		700,000	1.711	01/29/2027	700,000	691,978
	Synaptics Inccompany Guar		395,000	4.000	06/15/2029	398,740	401,583
	Team Health Holdings Inccompany Guar		62,000	6.375	02/01/2025	56,691	59,993
	Tenneco Inccompany Guar		210,000	5.000	07/15/2026	154,309	206,675
	Toledo Hospital/Thesecured		208,000	5.325	11/15/2028	208,000	234,656
	Transcanada Trust Company Guar		735,000	1.000	05/20/2075	739,594	776,344
	Transcanada Trustcompany Guar		42,000	1.000	05/20/2075	42,263	44,363
	Trimble Incsr Unsecured		343,000	4.150	06/15/2023	343,000	357,327
	United States Steel Corpsr Unsecured		615,000	6.875	03/01/2029	632,291	675,870
	United States Steel Corpsr Unsecured		503,000	6.650	06/01/2037	482,126	568,368
	Verizon Communicationssr Unsecured		651,000	4.272	01/15/2036	633,762	777,502
	Victors Merger Corpsr Unsecured		45,000	6.375	05/15/2029	44,380	42,659
	Welltec Internationalsr Secured		370,000	8.250	10/15/2026	380,175	390,636
	Wynn Las Vegas Llc/Corpcompany Guar		887,000	5.250	05/15/2027	870,358	912,618
		Total corporate obligations - loaned to third party				29,878,027	31,741,135
		Corporate stocks - common - loaned to third parties:					
	888 Holdings Plc Common Stock Gbp.005		255,568			1,147,403	1,057,146
	Accell Group Common Stock Eur.01		30,642			1,462,326	1,643,360
	Air France Klmcommon Stock Eur1.0		15,594			85,976	68,725

(a)	(b)	(c)			(d)	(e)
	Identity of issue, borrower, lessor or similar party	Description of Investment Including Maturity Date, Rate of Interest, Collateral, Par or Maturity Value				
		Type	Shares/ Principal	Interest Rate	Maturity Date	Cost	Current Value
		Corporate stocks - common - loaned to third parties (continued):					
	Allbirds Inc Cl Acommon Stock Usd.0001		37,466			$ 576,097	$ 564,987
	Amco Asset Managementcommon Stock		503			6	6
	Amyris Inc Common Stock		65			462	354
	Amyris Inccommon Stock		127,100			904,305	687,611
	Anges Inc Common Stock		4,067			50,743	13,571
	Autogrill Spacommon Stock		64			405	455
	Avacta Group Plc Common Stock Gbp.1		7,633			12,435	12,992
	Avacta Group Plccommon Stock Gbp.1		5,999			9,773	10,264
	Banca Monte Dei Paschi Sienacommon Stock		31,891			79,454	32,387
	Best World International Ltd Common Stock		339,089			673,262	341,146
	Bper Banca Common Stock Eur3.0		111,845			296,525	230,940
	Brainchip Holdings Ltd Common Stock		90,699			40,174	44,752
	Calliditas Therapeutics B Common Stock Sek.04		1,581			27,131	19,710
	Carmila Reit Eur6.0		422			5,403	6,625
	Cgg Sa Common Stock Eur.01		428,290			434,096	305,906
	Cineworld Group Plccommon Stock Gbp.01		101,374			263,356	43,895
	Clinigen Group Plccommon Stock Gbp.001		7,091			61,535	87,870
	Corecard Corpcommon Stock Usd.01		83			3,240	3,220
	Corestate Capital Holding S. Common Stock		1,406			67,467	17,963
	Demae Can Co Ltd Common Stock		1,000			15,560	7,995
	Eastman Kodak Cocommon Stock Usd.01		146,168			1,442,327	684,066
	Ebix Inc Common Stock Usd.1		25,263			597,713	769,006
	Elekta Ab B Shs Common Stock Sek.5		10,006			124,717	126,678
	Elekta Ab B Shs Common Stock Sek.5		72,414			916,774	916,774
	Encore Capital Group Inc Common Stock Usd.01		9,169			403,795	550,782
	Euglena Co Ltd Common Stock		1,000			7,724	6,170
	Euglena Co Ltdcommon Stock		4,399			33,979	27,151
	Eurasia Mining Plc Common Stock Gbp.001		79,773			24,681	25,325
	Fincantieri Spa Common Stock Npv		53,336			49,941	36,458
	Fingerprint Cards Ab Bcommon Stock Sek.04		6,252			13,503	14,308
	Finnair Oyjcommon Stock Eur.85		66,353			54,213	44,963
	Firstgroup Plc Common Stock Gbp.05		12,802			15,459	17,727
	Flight Centre Travel Group L Common Stock		7,770			73,080	99,340
	Fosun Tourism Group Common Stock Eur.0001		12,730			25,635	17,106
	Frontline Ltd Common Stock Usd1.0		10,695			95,965	76,306
	Fugro Nv Common Stock Eur.05		11,322			144,482	87,754
	Gree Inc Common Stock		5,000			26,702	36,802
	H I S Co Ltd Common Stock		11,800			197,425	191,754
	H I S Co Ltdcommon Stock		22,093			369,637	359,142
	Hammerson Plc Reit Gbp.05		55,601			45,325	25,170
	Hammerson Plcreit Gbp.05		284,998			232,325	126,529
	Harvey Norman Holdings Ltd Common Stock		1,783			4,117	6,391
	Holley Inc Common Stock Usd.0001		82,418			1,101,626	1,079,676
	Immofinanz Ag Common Stock		7,880			184,738	201,176
	Implenia Ag Reg Common Stock Chf1.02		1,258			93,422	28,575
	Innovative Industrial Proper Reit Usd.001		2,295			293,286	599,225
	Invocare Ltd Common Stock		891			7,080	7,603
	Irongate Group Stapled Security		50,907			40,928	63,903
	Itm Power Plc Common Stock Gbp.05		14,334			66,602	75,829
	Japfa Ltd Common Stock		12,450			8,249	5,572
	Juventus Football Club Spa Common Stock		187			134	73
	Juventus Football Club Spacommon Stock		26,780			19,125	10,519
	K92 Miningcommon Stock		79,608			509,899	452,493
	L.K. Technology Holdings Ltd Common Stock Hkd.1		105,697			237,780	217,114
	Lenzing Ag Common Stock		452			53,514	62,459
	Maisons Du Monde Sa Common Stock Eur3.24		30,945			599,301	712,213
	Mcphy Energy Sa Common Stock Eur.12		191			9,052	4,513
	Mcphy Energy Sacommon Stock Eur.12		574			25,101	14,142
	Mesoblast Ltd Common Stock		31,310			33,402	32,033
	Metcash Ltd Common Stock		78			191	255
	Meyer Burger Technology Ag Common Stock Chf.05		125,704			57,082	55,978
	Mfe Mediaforeurope Nv Cl A Common Stock		62,041			74,503	62,927
	Mfe Mediaforeurope Nv Cl B Common Stock Eur.6		30,933			57,140	43,620

(a)	(b)	(c)			(d)	(e)
	Identity of issue, borrower, lessor or similar party	Description of Investment Including Maturity Date, Rate of Interest, Collateral, Par or Maturity Value				
		Type	Shares/ Principal	Interest Rate	Maturity Date	Cost	Current Value
		Corporate stocks - common - loaned to third parties (continued):					
	Mgm China Holdings Ltd Common Stock Hkd1.0		23,200			$ 35,449	$ 14,071
	Mgm China Holdings Ltdcommon Stock Hkd1.0		25,820			39,391	15,662
	Molecular Partners Agcommon Stock Chf.1		980			23,419	19,165
	National Energy Services Reu Common Stock		23,276			181,653	218,562
	New Hope Corp Ltd Common Stock		53,224			75,658	86,121
	Nos Sgps Common Stock Eur.01		36,809			141,142	140,501
	Obara Group Inc Common Stock		1,100			42,415	33,074
	Oesterreichische Post Ag Common Stock		3,599			177,148	154,088
	Ossur Hfcommon Stock Isk1.		190,651			1,480,830	1,234,608
	Pacific Biosciences Of Calif Common Stock Usd.0001		587,396			9,840,187	12,264,828
	Petropavlovsk Plccommon Stock Gbp.01		255,412			88,309	66,204
	Pexip Holding Asa Common Stock Nok.015		2,606			17,467	12,139
	Pointsbet Holdings Ltd Common Stock		5,819			28,507	29,767
	Re Newcell Ab Common Stock Sek.03		792			21,841	19,222
	Rec Silicon Asacommon Stock Nok1.0		15,835			32,782	32,240
	Retail Partners Co Ltd Common Stock		100			1,024	1,191
	Royal Holdings Co Ltdcommon Stock		1,215			21,859	20,047
	Sacyr Sacommon Stock Eur1.0		40,108			105,779	104,386
	Saipem Spa Common Stock Npv		58,589			147,255	122,436
	Sanbio Co Ltd Common Stock		1,358			50,031	11,884
	Saras Spa Common Stock		59,968			103,594	37,412
	Sas Abcommon Stock		176,872			40,420	24,966
	Scandic Hotels Group Abcommon Stock Sek.25		10,474			45,461	42,296
	Sedana Medical Ab Common Stock Sek.025		2,362			19,156	25,596
	Seven Group Holdings Ltd Common Stock		313			4,886	4,906
	Shoei Foods Corp Common Stock		237			8,571	7,909
	Sigma Healthcare Ltd Common Stock		94,324			67,751	32,852
	Silence Therapeutics Plc Common Stock Gbp.005		1,980			14,636	14,636
	Sinclair Broadcast Group Acommon Stock Usd.01		2,601			87,304	68,744
	Tecnicas Reunidas Sa Common Stock Eur.1		1,813			22,338	14,272
	Telix Pharmaceuticals Ltd Common Stock		9,726			33,266	54,693
	Temple + Webster Group Ltd Common Stock		78,062			730,483	609,466
	Tidewater Renewables Ltd Common Stock		58			641	672
	Tidewater Renewables Ltdcommon Stock		38,500			461,686	448,018
	Tietoevry Oyj Common Stock		449			12,354	14,028
	Toa Corp Common Stock		1,500			34,389	31,545
	Tomtom Nv Common Stock Eur.2		4,506			68,889	45,653
	Torm Plc A Common Stock Usd.01		35			294	276
	Torm Plc Acommon Stock Usd.01		2,249			18,868	17,800
	Trifork Holding Ag Common Stock Chf.1		562			24,246	25,979
	Tui Ag Common Stock		3,423			11,053	10,631
	Urogen Pharma Ltdcommon Stock Usd.01		1,300			54,308	12,363
	Valneva Secommon Stock Eur.15		2,335			31,848	65,131
	Vroom Inc Common Stock		252,201			8,313,875	2,801,953
	Vroom Inccommon Stock		2,607			85,940	28,130
	Webjet Ltd Common Stock		27,168			82,790	101,917
	Webuild Spa Warrant		2,558			29	29
	Webuild Spacommon Stock		44,291			114,798	104,885
	Wereldhave Nv Reit Eur1.0		3,585			137,330	51,041
	World Wrestling Entertain A Common Stock Usd.01		61,040			2,535,004	2,989,739
	Xxl Asacommon Stock Nok.4		14,559			35,144	23,194
	Zip Co Ltd Common Stock		31,757			147,825	99,776
		Total corporate stocks - common - loaned to third parties				40,490,133	35,588,179
		Other investments - loaned to third parties:					
	Republic Of Peruintr: 1.862 Matd: 12/01/32		100,000	1.862	12/01/2032	100,000	91,401
	United Mexican Statesintr: 5.0 Matd: 04/27/51		200,000	5.000	04/27/2051	200,000	228,764
		Total other investments - loaned to third parties				300,000	320,165
		Total securities on loan				$ 102,115,212	$ 99,222,295

* A party-in-interest as defined by ERISA.

IAM National Pension Fund

Schedule of Reportable Transactions

Year Ended December 31, 2021

Form 5500, Schedule H, Line 4j

EIN 51-6031295
Plan No. 002

(a)	(b) Description of Asset	(c) Purchase Price	(d) Selling Price	(e) Cost of Asset	(f) Current Value of Asset	(g) Net Gain (Loss) on Transaction
*	Payden & Rygel Extended Mmkt	$ 3,060,544,220	N/A	N/A	$ 3,060,544,220	N/A
	Short Term Investment Fund	N/A	$ 2,965,517,614	$ 2,965,517,614	2,965,517,614	$ -

* A party-in-interest as defined by ERISA.

Plan: IAM National Pension Fund
EIN/PN: 51-6031295/002
2021 Form 5500 – Schedule MB
Schedule MB, line 6 – Summary of Plan Provisions

This summary of plan provisions provides an overview of the major provisions of the pension plan used in the actuarial valuation. It is not intended to replace the more precise language of the plan document. If there is any difference between the description of the Fund herein and the actual text of the plan document, the plan document will govern.

Benefit amounts and provisions applicable to periods of service on or after a participant's Rehabilitation Plan Default Schedule Effective Date are shown as *"Default Schedule"*. All other amounts are shown as Pre-Rehabilitation Plan (*"Pre-RP"*).

A. Effective Date of Plan

January 1, 1971, last amended April 17, 2019

B. Participation

An employee for whom contributions to the Fund are required by agreement will become a participant in the plan on the earliest of January 1 or July 1 following the completion of 1,000 hours during a 12-month period.

C. Normal Pension Benefit

Eligibility: Age 65 and the completion of five years of credited service.

Amount (Pre-RP):

Pension Benefit at Normal Retirement								
Hourly Contribution Rate	Per Year of Future Service (Schedule A)	Per Year of Future Service (Schedule B)	Hourly Contribution Rate	Per Year of Future Service (Schedule A)	Per Year of Future Service (Schedule B)	Hourly Contribution Rate	Per Year of Future Service (Schedule A)	Per Year of Future Service (Schedule B)
0.25	21.68	13.01	2.00	142.43	85.46	3.75	239.24	143.54
0.50	44.14	26.48	2.25	158.03	94.82	4.00	250.68	150.41
0.75	63.22	37.93	2.50	172.60	103.56	4.25	262.12	157.27
1.00	78.30	46.98	2.75	187.14	112.28	4.50	273.56	164.14
1.25	93.44	56.06	3.00	200.73	120.44	4.75	284.10	170.46
1.50	110.13	66.08	3.25	214.29	128.57	5.00	294.65	176.79
1.75	126.84	76.10	3.50	226.77	136.06	5.25	305.18	183.11

Pension Benefit at Normal Retirement								
Hourly Contribution Rate	Per Year of Future Service (Schedule A)	Per Year of Future Service (Schedule B)	Hourly Contribution Rate	Per Year of Future Service (Schedule A)	Per Year of Future Service (Schedule B)	Hourly Contribution Rate	Per Year of Future Service (Schedule A)	Per Year of Future Service (Schedule B)
5.50	314.91	188.95	8.75	441.10	264.66	12.00	567.20	340.32
5.75	324.62	194.77	9.00	450.80	270.48	12.25	576.90	346.14
6.00	334.35	200.61	9.25	460.50	276.30	12.50	586.60	351.96
6.25	344.06	206.44	9.50	470.20	282.12	12.75	596.30	357.78
6.50	353.78	212.27	9.75	479.90	287.94	13.00	606.00	363.60
6.75	363.49	218.09	10.00	489.60	293.76	13.25	615.70	369.42
7.00	373.20	223.92	10.25	499.30	299.58	13.50	625.40	375.24
7.25	382.90	229.74	10.50	509.00	305.40	13.75	635.10	381.06
7.50	392.60	235.56	10.75	518.70	311.22	14.00	644.80	386.88
7.75	402.30	241.38	11.00	528.40	317.04	14.25	654.50	392.70
8.00	412.00	247.20	11.25	538.10	322.86	14.50	664.20	398.52
8.25	421.70	253.02	11.50	547.80	328.68	14.75	673.90	404.34
8.50	431.40	258.84	11.75	557.50	334.50	15.00	683.60	410.16

The average benefit rate as of December 31, 2020 is $108.29.

For contributing employers first joining the Fund after April 1, 2003, and for all Covered Employees upon the ratification of the collective bargaining agreement following the collective bargaining agreement that was in effect on January 1, 2011, but not later than January 1, 2014, the future service benefit accruals will follow Schedule B.

Amount (Default Schedule): One percent (1%) of benefit-bearing contributions.

D. Pension Benefit at Early Retirement

Eligibility	Age 55 and the completion of five Years of credited Service.
Amount (Pre-RP)	Normal Pension accrued reduced by 4.8% for each year of age less than 65. If a participant works at least 600 hours in any plan year after 1993 and has 20 years of credited service, the benefit shall be reduced by 4.8% for each year of age less than 62.
Amount (Default Schedule)	Normal Pension accrued reduced actuarially for each month by which the participant is younger than 65.

E. 30 & Out Unreduced Retirement

Eligibility	30 Years of credited service including 600 contribution hours earned in any plan year 1999 or later.
Amount (Pre-RP)	Normal Pension amount
Amount (Default Schedule)	Normal Pension accrued reduced actuarially for each month by which the participant is younger than 65.

F. Disability

Eligibility	Five years of credited service or five years of vesting service.
Amount (Pre-RP)	Normal Pension accrued payable immediately.
Amount (Default Schedule)	Normal Pension accrued reduced actuarially for each month by which the participant is younger than 65.

G. Vested Termination

Eligibility	Five years of vesting service or five years of future service credit.
Amount (Pre-RP)	Same as Normal Pension benefit based upon future service credits only. The normal retirement age is the later of Age 65 and the fifth anniversary of participation.
Amount (Default Schedule)	Same as Pre-RP but reduced actuarially for each month by which the participant is younger than 65.

H. Spouse's Pre-Retirement Death Benefit

Eligibility	Eligible for an immediate or deferred pension.
Amount (Pre-RP)	100% of the benefit the employee would have received had he or she retired the day before he or she died and elected the joint and survivor option. The spouse's benefit is payable immediately upon the death of an active participant and is deferred, if applicable, to when the participant would have achieved 55 upon the death of an inactive vested participant.
Amount (Default Schedule)	Same as Pre-RP but reduced actuarially for each month by which the participant is younger than 65.

I. Pre-Retirement Contingent Annuitant

Eligibility	Five years of future service credit if active or ten years if inactive.
Coverage	Benefit payable to non-spousal beneficiaries. Spouse may elect this benefit if present value is greater than the Spouse Pre-retirement Death Benefit.
Amount (Pre-RP)	Not applicable for Default Schedule members. 60 months of Normal Retirement benefit payable immediately.
Amount (Default Schedule)	Not applicable.

J. Post-Retirement Death Benefit(s)

Husband and Wife Benefit (Pre-RP)	If married, pension benefits are paid in the form of a joint and survivor annuity unless this form is rejected by the participant and spouse. If not rejected, the benefit amount otherwise payable is reduced to reflect the joint and survivor coverage. In the event that the spouse pre-deceases the employee, the benefit will increase to the amount payable had the participant rejected the joint and survivor form of benefit. If rejected, or if not married, benefits are payable for five years certain and thereafter during the life of the employee without reduction, or in any other available optional form elected by the employee in an actuarially equivalent amount. The pop-up feature is not applicable for Default Schedule members.
Husband and Wife Benefit (Default Schedule)	Same as Pre-RP, except in the event that the spouse pre-deceases the employee, the benefit remains unchanged and will ***not*** increase to the amount payable had the participant rejected the joint and survivor form of benefit. In addition, the five years certain provision is not applicable.

K. Future Service Credit

Contribution Hours During Plan Year	Months of Future Service Credit
Less than 600 hours	0 Months
Exactly 600 hours	5
601 - 770	6
771 - 940	7
940 - 1,110	8
1,111 - 1,280	9
1,281 - 1,450	10
1,451 - 1,600	11
1,601 or more	12

L. Past Service Credit

One year granted for each plan year the employee worked at least 135 days under a Collective Bargaining Agreement between a participating Lodge and the employer.

M. Credited Service

Sum of past and future service credit.

N. Vesting Credit

One year of vesting credit equals 600 hours.

O. Optional Forms of Payment

In general, the currently available optional forms of payment are:

Pre-RP

a) 50% Spouse Pension with pop-up, converted from the normal form based on simplified factors
b) 75% Spouse Pension with pop-up, converted from the normal form based on simplified factors
c) 100% Spouse Pension with pop-up, converted from the normal form based on simplified factors,
d) 120 Certain Payments option, converted from the normal form based on simplified factors

**The pop-up feature described is not applicable for Default Schedule members.*

Default Schedule

a) 50% Spouse Pension without pop-up, converted from the normal form based on simplified factors
b) 75% Spouse Pension without pop-up, converted from the normal form based on simplified factors
c) 100% Spouse Pension without pop-up, converted from the normal form based on simplified factors,
d) 120 Certain Payments option, converted from the normal form based on simplified factors

P. Early Retirement Reduction Factors for Default Schedule

Commencement Age	Reduction Factor
55	0.366
56	0.401
57	0.441
58	0.485
59	0.534
60	0.590
61	0.653
62	0.723
63	0.804
64	0.895
65	1.000

Q. Changes in Plan Provisions since Last Valuation

Benefit provisions were updated to reflect the Rehabilitation Plan's Default Schedule.

Solely for IRS Form 5500 Schedule MB reporting purposes, changes in liability to account for new employers first entering the plan and benefit-bearing contribution rate increases reflected in collective bargaining agreements ("CBA"s) were categorized as plan amendments in this report even though there was no amendment to the Fund.

THE FINANCIAL STATEMENTS WILL BE PLACED IN THE ATTACHMENT FOR THE ACCOUNTANT'S OPINION

SEE ACCOUNTANT'S OPINION FOR SCHEDULE
OF ASSETS HELD

Plan: IAM National Pension Fund
EIN/PN: 51-6031295/002
2021 Form 5500 – Schedule MB
Schedule MB, line 8b(2) – Schedule of Active Participant Data

Age and Service Distributino of Active Participants
Active Participants as of January 1, 2021

	Service										
Age	Under 1	1 to 4	5 to 9	10 to 14	15 to 19	20 to 24	25 to 29	30 to 34	35 to 39	40 & up	Total
Under 25	260	2,466	75	0	1	3	0	0	0	0	2,805
25 to 29	227	5,404	1,516	21	0	0	2	0	0	0	7,170
30 to 34	184	5,047	2,830	895	19	0	0	0	0	0	8,975
35 to 39	118	3,804	2,553	1,978	436	17	0	0	0	0	8,906
40 to 44	91	3,164	2,326	2,388	986	303	20	0	0	0	9,278
45 to 49	77	2,796	2,244	2,926	1,336	555	204	22	1	1	10,162
50 to 54	73	2,488	2,422	3,743	2,142	794	426	321	11	2	12,422
55 to 59	58	2,245	2,362	4,848	3,433	875	556	532	208	29	15,146
60 to 64	21	1,359	1,700	3,857	2,897	815	431	383	263	291	12,017
65 to 69	8	2,063	544	1,386	901	182	94	79	60	113	5,430
70 & up	1	122	104	217	145	19	12	10	6	13	649
Total	1,118	30,958	18,676	22,259	12,296	3,563	1,745	1,347	549	449	92,960

Average Age = 47.75

Average Service = 9.84

Board of Trustees
I.A.M. National Pension Fund
99 M Street, SE, Suite 600
Washington D.C. 20003-3799

March 31, 2021
EIN: 51-6031295
PN: 002
Tel: (202) 785-2658

Re: Annual Certification of Plan Status under Internal Revenue Code §432(b) and Employee Retirement Income Security Act of 1974 §305(b)

Dear Board of Trustees:

CERTIFICATION

As required by Section 432(b)(3) of the Internal Revenue Code ("Code") and Section 305(b)(3) of the Employee Retirement Income Security Act of 1974 ("ERISA"), we certify, for the plan year beginning January 1, 2021, that the Fund is classified as being in Critical status as this term is defined in Section 432(b) of the Code and Section 305(b) of ERISA as amended by the Multiemployer Pension Reform Act of 2014.

Scheduled progress has not been measured since the Rehabilitation Period does not begin until January 1, 2022.

This certification and its contents have been prepared in accordance with the requirements of Section 432 of the Code, Section 305 of ERISA, and generally recognized and accepted actuarial principles and practices and our understanding of the Code of Professional Conduct and applicable Actuarial Standards of Practice set out by the Actuarial Standards Board as well as applicable laws and regulations. Furthermore, as credentialed actuaries, we meet the Qualification Standards of the American Academy of Actuaries to render the opinion contained in this certification. This certification does not address any contractual or legal issues. We are not attorneys, and our firm does not provide any legal services or advice.

This certification was prepared exclusively for the Trustees of the I.A.M. National Pension Fund and the Secretary of Treasury. It only certifies the condition of the Fund under Code Section 432 as added by the Pension Protection Act of 2006 and should be used only for that purpose. Other users of this certification are not intended users as defined in the Actuarial Standards of Practice, and Cheiron assumes no duty or liability to any other user.

In preparing this certification, we have relied on information, some oral and some written, supplied by the Fund Office and Board of Trustees. This information includes, but is not limited to, fund provisions, employee data, financial information, and expectations of future industry activity. In accordance with Actuarial Standard of Practice No. 23, we performed an informal examination of the obvious characteristics of the data for reasonableness and consistency and found the data to be appropriate for Actuarial Valuation purposes.

Future analysis may differ significantly from those presented in this certification due to such factors as the following: plan experience differing from that anticipated by the assumptions; changes in assumptions; and changes in plan provisions or applicable law.

The attached appendices show the results for the statutory tests and describe the methodologies and assumptions used to perform the tests. Please contact the undersigned with any questions.

Sincerely,
Cheiron



Gene Kalwarski, FSA, EA (20-02845)
Principal Consulting Actuary



Gregory Reardon, FSA, EA (20-06866)
Principal Consulting Actuary

Attachments: Appendix I: Tests of Fund Status
Appendix II: Detail for Actuarial Certification
Appendix III: Methodology and Assumptions

cc: Secretary of the Treasury

Plan: IAM National Pension Fund
EIN/PN: 51-6031295/002
2021 Form 5500 – Schedule MB
Schedule MB, line 4b – Illustration Supporting Actuarial Certification of Status

For the 2021 plan year the Fund was certified to be in Critical status. Supporting documentation for this PPA status can be found in the attached January 1, 2021 PPA certification.

FOR PLAN YEAR COMMENCING JANUARY 1, 2021

ANNUAL CERTIFICATION OF PLAN STATUS UNDER SECTION 432(b) OF THE INTERNAL REVENUE CODE, (SEC. 305(b) OF THE EMPLOYEE RETIREMENT INCOME SECURITY ACT OF 1974)

FOR
I.A.M. NATIONAL PENSION FUND

EIN: 51-6031295
PN: 002

Plan Year 1/1/2021

Mr. Ryk Tierney, CEBS
Executive Director
(202) 785-2658

March 31, 2021

Board of Trustees
I.A.M. National Pension Fund
99 M Street, SE, Suite 600
Washington D.C. 20003-3799

March 31, 2021
EIN: 51-6031295
PN: 002
Tel: (202) 785-2658

Re: Annual Certification of Plan Status under Internal Revenue Code §432(b) and Employee Retirement Income Security Act of 1974 §305(b)

Dear Board of Trustees:

CERTIFICATION

As required by Section 432(b)(3) of the Internal Revenue Code ("Code") and Section 305(b)(3) of the Employee Retirement Income Security Act of 1974 ("ERISA"), we certify, for the plan year beginning January 1, 2021, that the Fund is classified as being in Critical status as this term is defined in Section 432(b) of the Code and Section 305(b) of ERISA as amended by the Multiemployer Pension Reform Act of 2014.

Scheduled progress has not been measured since the Rehabilitation Period does not begin until January 1, 2022.

This certification and its contents have been prepared in accordance with the requirements of Section 432 of the Code, Section 305 of ERISA, and generally recognized and accepted actuarial principles and practices and our understanding of the Code of Professional Conduct and applicable Actuarial Standards of Practice set out by the Actuarial Standards Board as well as applicable laws and regulations. Furthermore, as credentialed actuaries, we meet the Qualification Standards of the American Academy of Actuaries to render the opinion contained in this certification. This certification does not address any contractual or legal issues. We are not attorneys, and our firm does not provide any legal services or advice.

This certification was prepared exclusively for the Trustees of the I.A.M. National Pension Fund and the Secretary of Treasury. It only certifies the condition of the Fund under Code Section 432 as added by the Pension Protection Act of 2006 and should be used only for that purpose. Other users of this certification are not intended users as defined in the Actuarial Standards of Practice, and Cheiron assumes no duty or liability to any other user.

In preparing this certification, we have relied on information, some oral and some written, supplied by the Fund Office and Board of Trustees. This information includes, but is not limited to, fund provisions, employee data, financial information, and expectations of future industry activity. In accordance with Actuarial Standard of Practice No. 23, we performed an informal examination of the obvious characteristics of the data for reasonableness and consistency and found the data to be appropriate for Actuarial Valuation purposes.

Future analysis may differ significantly from those presented in this certification due to such factors as the following: plan experience differing from that anticipated by the assumptions; changes in assumptions; and changes in plan provisions or applicable law.

The attached appendices show the results for the statutory tests and describe the methodologies and assumptions used to perform the tests. Please contact the undersigned with any questions.

Sincerely,
Cheiron



Gene Kalwarski, FSA, EA (20-02845)
Principal Consulting Actuary



Gregory Reardon, FSA, EA (20-06866)
Principal Consulting Actuary

Attachments: Appendix I: Tests of Fund Status
Appendix II: Detail for Actuarial Certification
Appendix III: Methodology and Assumptions

cc: Secretary of the Treasury

Emergence From Critical Status – The Fund, which has a 431(d)(1) five-year automatic extension, was Critical last year and will remain Critical unless it meets the two conditions for emergence:

		Emergence Test Met?
1	The Fund is not projected to have an accumulated funding deficiency for the current plan year or the next nine plan years.	NO
2	The Fund is not projected to become insolvent within 30 years.	NOT TESTED

Critical and Declining Status – The Fund will be certified as Critical and Declining if it meets test 3.

		Condition Met?
3	The Fund is Critical and projected to become insolvent within the current or the next 14 (19 if the Fund's number of inactives is more than twice the number of actives or if the funding level is below 80%) plan years. Is the Fund in Critical and Declining Status?	NO

The Fund is certified to be in Critical status for 2021.

A. *PROJECTION OF CREDIT BALANCE (used in Test 1)*
(with 431(d)(1) five-year automatic extension approved)

Date	Credit Balance (BOY)	adjusted with interest to end of year Charges	Credits	Contributions
1/1/2021	1,720,861,837	1,361,559,257	451,465,677	513,025,479
1/1/2022	1,448,556,219	1,303,202,498	600,009,550	511,609,476
1/1/2023	1,361,993,073	1,284,564,754	531,301,477	511,274,476
1/1/2024	1,218,748,771	1,284,294,842	520,825,947	510,103,127
1/1/2025	1,053,742,289	1,254,848,636	450,221,972	509,684,272
1/1/2026	835,196,212	1,248,685,446	306,464,902	508,580,799
1/1/2027	462,108,192	1,164,461,140	271,134,054	507,611,860
1/1/2028	109,895,810	1,145,336,042	271,134,054	507,342,447
1/1/2029	(248,996,286)	1,098,256,525	271,134,054	506,822,397
1/1/2030	(587,348,591)	1,054,797,522	271,134,053	506,093,601
1/1/2031	(907,501,232)			

B. *SOLVENCY PROJECTION (used in Test 3)*

The chart below shows a projection of fund assets over the next 20 years and indicates that the Fund will remain solvent over this period.

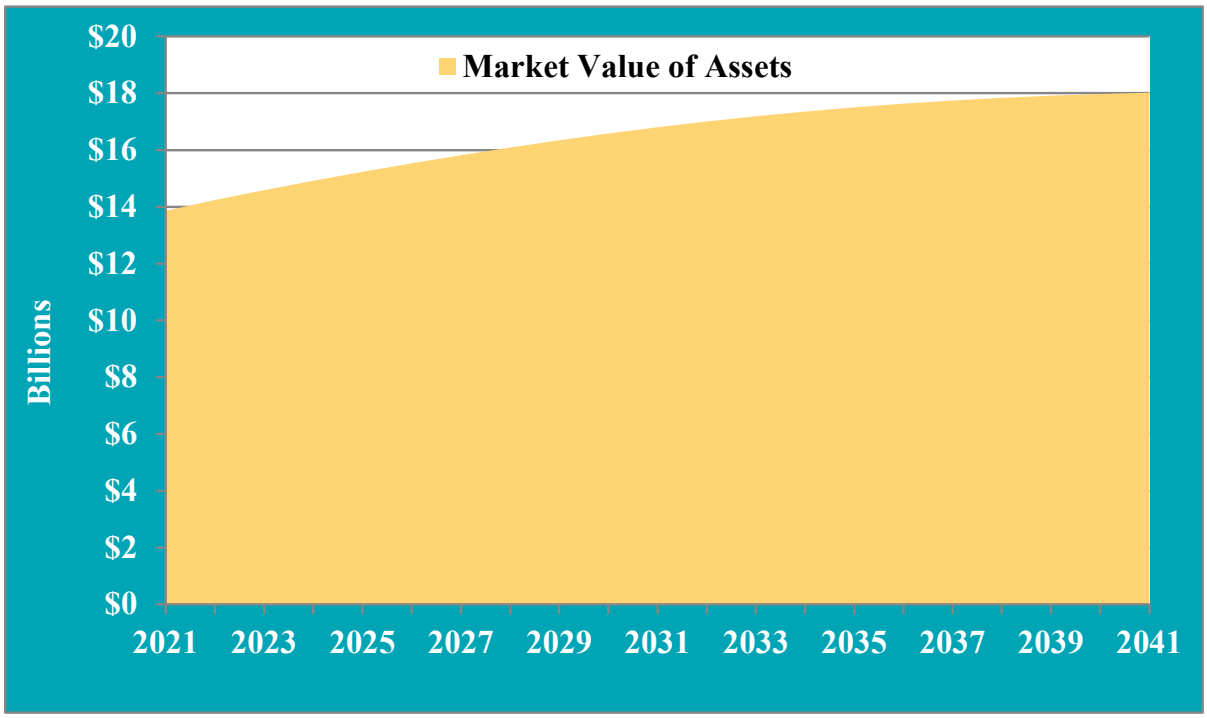

A. Actuarial Assumptions

1. Rates of Investment Return

7.25%, compounded annually.

All investment returns are net of investment expenses and fees.

2. Rates of Mortality

Healthy	**Annuitant:** RP-2000 Healthy Annuitant Mortality with Generational improvements applied from base year 2008 using Scale BB **Non-Annuitant:** RP-2000 Healthy Non-Annuitant Mortality with Generational improvements applied from base year 2000 using Scale BB
Disabled Lives	1983 Railroad Retirement Board Disabled Life Mortality Table, set back six years with adjustments per Fund experience

3. Disability Rates

Based on the participant's age as follows:

Age	Disability
20	0.02%
25	0.03
30	0.07
35	0.14
40	0.20
45	0.36
50	0.71
55	1.08
60	1.42

4. Termination Rates

Based on the participant's age as follows:

	Years of Service					
Age	< 1	1 – 2	2 – 3	3 – 4	4 – 5	5+
20	13.0%	9.2%	10.7%	11.2%	7.7%	4.8%
25	10.6	10.2	9.8	9.3	7.9	7.6
30	9.7	10.4	9.1	8.3	7.9	7.8
35	9.8	10.2	8.6	7.9	7.8	6.6
40	10.1	9.7	8.3	7.8	7.4	4.8
45	10.0	9.0	8.0	7.6	6.9	3.5
50	8.8	8.4	7.9	7.2	6.1	3.6
54	6.5	8.1	7.7	6.4	5.4	2.7

Termination rates cut out at early retirement age.

5. Retirement Rates for Active Vested Participants

Active participants are assumed to retire in accordance with the following rates.

	Years of Service		
Age	< 20	20 – 29	30+
47			5.8%
48			3.3
49			1.8
50			2.8
51			2.2
52			3.3
53			2.4
54			2.2
55	3.6%	3.8%	4.8
56	3.0	3.1	3.9
57	3.3	3.4	4.0
58	3.6	3.8	4.6
59	4.8	4.9	5.9
60	6.0	6.4	7.7
61	8.9	9.3	11.1
62	34.7	38.4	39.2
63	21.6	22.2	23.4
64	19.7	20.5	21.7
65	42.8	43.9	46.3
66	43.2	45.8	45.3
67	31.0	32.2	32.8
68	29.4	30.3	30.9
69	100.0	100.0	100.0

In addition, for active members who are eligible to retire under the Plan's early retirement provisions, it was assumed that the above retirement rates would increase 10% in 2020 and 20% in 2021.

6. Description of Weighted Average Retirement Age

Age 63, determined as follows: The weighted average retirement age for each participant is calculated as the sum of the product of each potential past or future retirement age times the probability of surviving from entry age to that age and then retiring at that age assuming no other decrements. The overall weighted retirement age is the average of the individual retirement ages based on all the active participants included in the actuarial valuation.

7. Retirement Rates for Inactive Vested Participants

Inactive Vested participants are assumed to retire in accordance with the following rates.

Age	Rate %
55	6.45%
56	3.50
57	3.55
58	3.50
59	4.65
60	4.65
61	8.45
62	15.10
63	7.80
64	15.60
65	23.45
66	11.45
67	8.30
68	6.00
69	29.55
70	100.00

In addition, for inactive vested members who are eligible to retire under the Plan's early retirement provisions, it was assumed that the above retirement rates would increase 10% in 2020 and 20% in 2021.

8. Future Benefit Accruals

One service credit per year per active employee included in the valuation.

9. Unknown Data for Participants

Same as those exhibited by participants with similar known characteristics. If not specified, participants are assumed to be male.

10. Definition of Active Participants

Active participants are defined as those who worked at least 1,000 hours in covered employment during the most recent plan year or had at least one pension credit by the end of the year, excluding those who have retired as of the valuation date.

11. Exclusion of Inactive Vested Participants

Inactive vested participants over age 80 were excluded from the valuation.

12. Percent Married

Sample rates for males as follows:

Age	Married %
40 – 44	71.4%
45 – 49	73.3
50 – 54	75.7
55 – 59	77.0
60 – 64	74.0
65 – 69	69.9

Age Differences: Males are assumed to be three years older than their spouse.

13. Benefit Election

85% of married male participants and 65% of married female participants are assumed to elect the 50% joint and survivor annuity with a pop-up and the remaining participants are assumed to elect the normal form of payment for unmarried participants.

14. Annual Administrative Expenses

$36,500,000 payable at the beginning of the year for the Plan Year beginning January 1, 2021, growing annually by 2%.

15. Funding Standard Account Contribution Timing

Contributions are assumed to be paid periodically throughout the year pursuant to collective bargaining agreements. The interest credited in the Funding Standard Account is equivalent to a July 15 contribution date.

16. Projected Industry Activity

As required by Section 432 of the Code, assumptions with respect to projected industry activity are based on information provided by the Trustees. It is the Board's expectation that contributions will decrease 5.21% in 2021 and remain at that level throughout the projection period.

17. Changes in Actuarial Assumptions Since Last Valuation

The discount rate was reduced from 7.50% to 7.25%, and the annual administrative expense was increased from $35,500,000 to $36,500,000.

For those members who are early retirement eligible, the rates of retirement for active and inactive vested members were increased 10% in 2020 and 20% in 2021 to reflect anticipated Plan experience.

18. Rationale for Assumptions

In accordance with Actuarial Standard of Practice No. 27, the rationale for the 7.25% discount rate is based on the Trustees risk preference, the Fund's current asset allocation, and the investment managers capital market outlook.

The demographic assumptions were based on Fund experience in accordance with the experience study report presented to the Board of Trustees on October 28, 2015.

B. Actuarial Methods

1. Actuarial Value of Assets

The actuarial value of assets is the market value of assets minus unrecognized actuarial investment gains or losses in each of the last five years. The unrecognized actuarial investment gain or loss in any year is equal to the difference between the actual market return and the projected return (at the actuarially assumed rate) on the market value, and is recognized over a five-year period.

The actuarial value is further adjusted, if necessary, to be within 20% of the market value. This method was effective January 1, 2004, without phase-in, and the change was made in accordance with advance approval granted under IRS Revenue Procedure 2000-40.

2. Actuarial Cost Method

Entry Age Normal

(1) Entry age is defined as age at date of hire, or attained age minus accrued service as of the valuation date if that produces an earlier entry age.

(2) Normal Cost and Actuarial Accrued Liability calculated on an individual basis with normal cost determined as if applicable benefit accrual rate had always been in effect.

(3) Liabilities attributable to employees of new employers to the Fund are treated as a plan change, if material.

3. Disclosures Regarding Models Used

In accordance with Actuarial Standard of Practice No. 56 (Modeling), the following disclosures are made:

Actuarial Valuation Software

Cheiron utilizes and relies upon ProVal, an actuarial valuation software leased from Winklevoss Technologies (WinTech) for the intended purpose of calculating liabilities, normal costs, and projected benefit payments. We have relied on WinTech as the developer of ProVal. We have reviewed ProVal and have used ProVal in accordance with its original intended purpose. We have not identified any material inconsistencies in assumptions or output of ProVal that would affect this certification.

Projection Model

Projections in this certification were developed using *P-Scan*, Cheiron's proprietary tool for developing deterministic projections of the future financial status of the Fund for the purpose of determining the PPA zone status.

As part of the review process for this certification, we have performed a number of tests to verify that the results are reasonable and appropriate. We are not aware of any material inconsistencies, unreasonable output resulting from the aggregation of assumptions, material limitations or known weaknesses that would affect this certification.

4. Changes in Actuarial Methods Since Last Valuation

None.

C. PRA 2010 Funding Relief

The Fund's Board of Trustees elected PRA 2010 funding relief under § 431(b)(8) of the Code, specifically:

- The "special asset valuation rule" in determining the actuarial value of Fund assets which allows the Fund to recognize the 2008 loss over 10 years, at 10% per year (fully phased-in effective December 31, 2017).

- The "special amortization rule", which allows the Fund's investment losses for the Plan Year ended December 31, 2008 to be separately amortized over 29 years.

    - The Fund's Board of Trustees elected to opt-out of the "special amortization rule" effective January 1, 2012.

D. Amortization Extension

The IRS granted approval for an automatic five-year amortization extension under §431(d)(1) of the Code effective January 1, 2009.

Plan: IAM National Pension Fund
EIN/PN: 51-6031295/002
2021 Form 5500 – Schedule MB
Schedule MB, line 3 – Withdrawal Liability Amounts

Schedule MB, Line 3 – Withdrawal Liability Amounts

	Payment Schedule by Employer								
Employer #	**Payment #1**		**Payment #2**		**Payment #3**		**Payment #4**		**Total**
1	09/28/2021	$ 44,653	12/15/2021	$ 44,653	----------	$ -	----------	$ -	$ 89,306
2	02/25/2021	52,290	05/19/2021	52,290	08/18/2021	52,290	10/13/2021	104,580	261,450
3	06/02/2021	12,415	08/10/2021	3,104	11/23/2021	3,104	----------	-	18,623
4	03/12/2021	389,492	06/16/2021	373,905	09/14/2021	373,905	12/28/2021	373,905	1,511,207
5	03/02/2021	177,460	06/04/2021	177,460	08/31/2021	177,460	12/06/2021	177,460	709,840
6	02/23/2021	73,298	----------	-	----------	-	----------	-	73,298
7	10/08/2021	1,030,904	----------	-	----------	-	----------	-	1,030,904
8	01/27/2021	34,341	04/28/2021	34,341	07/27/2021	34,341	10/19/2021	749,000	852,023
9	03/02/2021	21,281	05/26/2021	21,281	09/07/2021	21,281	12/02/2021	21,281	85,124
10	10/19/2021	9,004	----------	-	----------	-	----------	-	9,004
11	02/23/2021	1,050,000	----------	-	----------	-	----------	-	1,050,000
12	04/09/2021	1,417,421	----------	-	----------	-	----------	-	1,417,421
13	02/12/2021	63,062	05/19/2021	63,062	08/02/2021	63,062	----------	-	189,186
14	01/05/2021	78,197	04/07/2021	1,980,625	----------	-	----------	-	2,058,822
15	03/12/2021	843,439	06/11/2021	843,439	09/15/2021	843,439	12/20/2021	843,439	3,373,756
16	01/25/2021	7,028	05/26/2021	3,514	10/05/2021	7,028	----------	-	17,570
17	02/26/2021	290,402	06/01/2021	290,402	08/24/2021	290,402	11/29/2021	290,402	1,161,608
18	09/17/2021	10,381	11/19/2021	317,247	----------	-	----------	-	327,628
19	02/02/2021	44,775	05/03/2021	44,775	07/26/2021	44,775	10/29/2021	44,775	179,100
20	02/22/2021	2,548,561	----------	-	----------	-	----------	-	2,548,561
21	01/15/2021	5,931	04/27/2021	5,931	07/06/2021	5,931	----------	-	17,793
22	02/05/2021	45,961	05/25/2021	870,000	----------	-	----------	-	915,961
23	10/20/2021	302,216	----------	-	----------	-	----------	-	302,216
24	03/19/2021	3,621	06/16/2021	3,621	09/24/2021	3,621	12/15/2021	3,621	14,484
25	04/12/2021	170,880	----------	-	----------	-	----------	-	170,880
26	06/21/2021	45,017	----------	-	----------	-	----------	-	45,017
27	04/16/2021	2,663	10/12/2021	42,780	----------	-	----------	-	45,443
28	02/23/2021	32,844	05/24/2021	32,844	08/23/2021	32,844	11/19/2021	32,844	131,376
29	07/21/2021	6,168	10/29/2021	4,626	----------	-	----------	-	10,794
30	05/14/2021	11,487	08/16/2021	1,786,294	----------	-	----------	-	1,797,781
31	06/22/2021	36,209	09/22/2021	36,209	10/29/2021	529,375	----------	-	601,793
32	02/12/2021	20,465	05/19/2021	20,465	08/16/2021	20,465	12/06/2021	20,465	81,860
33	03/02/2021	8,589	----------	-	----------	-	----------	-	8,589
34	12/13/2021	32,335	----------	-	----------	-	----------	-	32,335
35	02/26/2021	20,659	----------	-	----------	-	----------	-	20,659
36	11/02/2021	188,371	----------	-	----------	-	----------	-	188,371
37	11/12/2021	35,877	----------	-	----------	-	----------	-	35,877
38	01/05/2021	1,018,389	----------	-	----------	-	----------	-	1,018,389
39	01/25/2021	139,662	----------	-	----------	-	----------	-	139,662
40	07/08/2021	47,088	11/22/2021	15,696	----------	-	----------	-	62,784
41	04/21/2021	87,322	08/23/2021	43,661	11/22/2021	43,661	----------	-	174,644
42	02/09/2021	11,047	05/05/2021	11,047	08/05/2021	11,047	11/02/2021	11,047	44,188
43	03/15/2021	146,283	06/11/2021	146,283	09/13/2021	146,283	12/10/2021	146,283	585,132
44	03/11/2021	2,748	06/08/2021	2,748	09/10/2021	2,748	12/07/2021	2,748	10,992
45	06/07/2021	143,142	----------	-	----------	-	----------	-	143,142
46	01/14/2021	168,732	04/07/2021	48,489	----------	-	----------	-	217,221
47	05/26/2021	600,000	09/10/2021	28,735	11/05/2021	30,101	----------	-	658,836
48	02/23/2021	41,595	06/07/2021	41,595	08/12/2021	41,595	12/01/2021	791,543	916,328
49	12/10/2021	26,540	----------	-	----------	-	----------	-	26,540
50	10/27/2021	1,023,306	----------	-	----------	-	----------	-	1,023,306
51	12/31/2021	11,454	----------	-	----------	-	----------	-	11,454
52	12/31/2021	210,357	----------	-	----------	-	----------	-	210,357
53	12/31/2021	(1,471,926)	----------	-	----------	-	----------	-	(1,471,926)
							Total	**$**	**25,156,709**

Plan: IAM National Pension Fund
EIN/PN: 51-6031295/002
2021 Form 5500 – Schedule MB
Schedule MB, lines 9c and 9h – Schedule of Funding Standard Account Bases

Table IV-4
Schedule of Amortization Charges Required for Minimum Required Contribution
As of January 1, 2021 with 5-year Amortization Extensions

Type of Base*	Date Established	Initial Amount	Initial Amortization Years	1/1/2021 Outstanding Balance	Remaining Amortization Years	Beginning of Year Amortization Amount
1. Benefit Level Increase	1/1/1992	$ 10,212,253	35.00	$ 3,905,861	6.00	$ 769,947
2. Plan Amendment	1/1/1993	19,468,387	35.00	8,402,218	7.00	1,466,362
3. Experience Loss	1/1/1994	269,646,478	35.00	128,694,223	8.00	20,290,347
4. Benefit Level Increase	1/1/1995	54,119,947	35.00	28,129,943	9.00	4,068,621
5. Plan Amendment	1/1/1996	193,857,837	35.00	108,425,723	10.00	14,560,619
6. Plan Amendment	1/1/1997	210,925,174	35.00	125,728,720	11.00	15,828,615
7. Merger Base	1/1/1998	77,704,667	35.00	48,976,713	12.00	5,826,274
8. Plan Amendment	1/1/1998	214,061,903	35.00	134,921,724	12.00	16,050,301
9. Plan Amendment	1/1/1999	67,056,888	35.00	44,399,511	13.00	5,023,745
10. Plan Amendment	1/1/1999	89,837,339	35.00	59,482,838	13.00	6,730,404
11. Plan Amendment	1/1/1999	101,790,890	35.00	67,397,489	13.00	7,625,936
12. Plan Amendment	1/1/2000	129,254,390	35.00	89,407,979	14.00	9,675,670
13. Plan Amendment	1/1/2001	179,483,155	35.00	129,094,949	15.00	13,425,231
14. Plan Amendment	1/1/2002	70,952,898	35.00	52,851,154	16.00	5,303,240
15. Plan Amendment	1/1/2003	67,422,029	35.00	51,827,759	17.00	5,035,662
16. Experience Loss	1/1/2003	198,828,441	20.00	35,019,837	2.00	18,122,449
17. Experience Loss	1/1/2004	11,105,974	20.00	2,833,036	3.00	1,011,158
18. Plan Amendment	1/1/2004	167,559,512	35.00	132,518,450	18.00	12,505,983
19. Experience Loss	1/1/2005	74,140,268	20.00	24,358,247	4.00	6,743,000
20. Plan Amendment	1/1/2005	122,547,648	35.00	99,446,765	19.00	9,140,246
21. Plan Amendment	1/1/2006	73,489,757	35.00	61,046,246	20.00	5,477,646
22. Plan Amendment	1/1/2007	277,048,422	35.00	235,081,335	21.00	20,637,015
23. Change in Assumptions	1/1/2007	310,556,457	35.00	263,513,591	21.00	23,132,989
24. Plan Amendment	1/1/2008	107,591,539	20.00	55,899,750	7.00	9,755,673
25. Plan Amendment	1/1/2009	92,334,124	20.00	53,051,102	8.00	8,364,208
26. Investment Loss subject to Relief	1/1/2009	2,041,155,963	29.00	1,646,367,237	17.00	159,963,499
27. Plan Amendment	1/1/2010	204,567,821	15.00	77,620,377	4.00	21,487,352
28. Plan Amendment	1/1/2011	62,297,034	15.00	28,553,667	5.00	6,536,739
29. Investment Loss subject to Relief	1/1/2011	1,037,921,532	27.00	855,815,398	17.00	83,152,302
30. Plan Amendment	1/1/2012	64,074,049	15.00	34,071,563	6.00	6,716,392
31. Experience Loss	1/1/2012	685,449,961	15.00	364,489,998	6.00	71,850,463

* Initial amounts and initial amortization years for bases established on or prior to January 1, 2012 were provided by the prior actuary.

The amortization charges above reflect the 5-year amortization extension granted under 431(d)(1) of the Code for all charge bases in existence on January 1, 2009.

Plan: IAM National Pension Fund
EIN/PN: 51-6031295/002
2021 Form 5500 – Schedule MB
Schedule MB, lines 9c and 9h – Schedule of Funding Standard Account Bases

Table IV-4
Schedule of Amortization Charges Required for Minimum Required Contribution
As of January 1, 2021 with 5-year Amortization Extensions (continued)

Type of Base*	Date Established	Initial Amount	Initial Amortization Years	1/1/2021 Outstanding Balance	Remaining Amortization Years	Beginning of Year Amortization Amount
32. Plan Amendment	1/1/2013	$ 5,771,787	15.00	$ 3,463,286	7.00	$ 604,416
33. Plan Amendment	1/1/2013	54,432,235	15.00	32,661,373	7.00	5,700,091
34. Experience Loss	1/1/2013	10,769,918	15.00	6,462,354	7.00	1,127,816
35. Plan Amendment	1/1/2014	5,338,784	15.00	3,542,590	8.00	558,536
36. Plan Amendment	1/1/2014	40,803,731	15.00	27,075,632	8.00	4,268,832
37. Experience Loss	1/1/2014	107,567,850	15.00	71,377,477	8.00	11,253,604
38. Plan Amendment	1/1/2015	3,067,185	15.00	2,216,490	9.00	320,586
39. Plan Amendment	1/1/2015	62,012,623	15.00	44,813,203	9.00	6,481,632
40. Plan Amendment	1/1/2015	36,659,525	15.00	26,491,879	9.00	3,831,697
41. Experience Loss	1/1/2015	255,201,816	15.00	184,420,695	9.00	26,673,992
42. Change in Assumptions	1/1/2016	151,746,222	15.00	117,999,800	10.00	15,846,333
43. Plan Amendment	1/1/2016	4,882,483	15.00	3,796,681	10.00	509,861
44. Plan Amendment	1/1/2016	54,204,493	15.00	42,150,105	10.00	5,660,387
45. Experience Loss	1/1/2016	598,524,587	15.00	465,420,358	10.00	62,501,850
46. Plan Amendment	1/1/2017	1,217,669	15.00	1,009,137	11.00	127,045
47. Plan Amendment	1/1/2017	8,093,475	15.00	6,707,421	11.00	844,431
48. Plan Amendment	1/1/2017	50,602,244	15.00	41,936,317	11.00	5,279,572
49. Experience Loss	1/1/2017	418,524,634	15.00	346,849,856	11.00	43,666,656
50. Plan Amendment	1/1/2018	4,439,205	15.00	3,890,112	12.00	462,768
51. Plan Amendment	1/1/2018	75,185,869	15.00	65,886,002	12.00	7,837,805
52. Experience Loss	1/1/2018	427,408,949	15.00	374,542,008	12.00	44,555,552
53. Plan Amendment	1/1/2019	3,209,972	15.00	2,954,952	13.00	334,349
54. Plan Amendment	1/1/2019	50,180,432	15.00	46,193,797	13.00	5,226,766
55. Experience Loss	1/1/2019	309,695,945	15.00	285,091,836	13.00	32,257,760
56. Plan Amendment	1/1/2020	60,860,239	15.00	58,530,068	14.00	6,334,084
57. Plan Amendment	1/1/2020	3,197,851	15.00	3,075,414	14.00	332,819
58. Plan Amendment	1/1/2020	50,669,146	15.00	48,729,164	14.00	5,273,437
59. Experience Loss	1/1/2020	267,146,750	15.00	256,918,439	14.00	27,803,538
60. Change in Assumptions	1/1/2021	483,957,616	15.00	483,957,616	15.00	50,329,178
61. Plan Amendment	1/1/2021	3,779,513	15.00	3,779,513	15.00	393,051
62. Plan Amendment	1/1/2021	61,570,919	15.00	61,570,919	15.00	6,403,068
TOTAL CHARGES				**$ 8,174,847,897**		**$ 979,079,600**

* Initial amounts and initial amortization years for bases established on or prior to January 1, 2012 were provided by the prior actuary.

The amortization charges above reflect the 5-year amortization extension granted under 431(d)(1) of the Code for all charge bases in existence on January 1, 2009.

Plan: IAM National Pension Fund
EIN/PN: 51-6031295/002
2021 Form 5500 – Schedule MB
Schedule MB, lines 9c and 9h – Schedule of Funding Standard Account Bases

Table IV-5
Schedule of Amortization Credits Required for Minimum Required Contribution
As of January 1, 2021

Type of Base*	Date Established	Initial Amount	Initial Amortization Years	1/1/2021 Outstanding Balance	Remaining Amortization Years	Beginning of Year Amortization Amount
1. Change in Assumptions	1/1/1992	$ 5,004,143	30.00	$ 394,142	1.00	$ 394,142
2. Change in Assumptions	1/1/1994	25,649,110	30.00	5,647,674	3.00	2,015,750
3. Change in Funding Method	1/1/1994	245,605,488	30.00	54,079,808	3.00	19,301,999
4. Change in Assumptions	1/1/2002	10,558,093	30.00	6,539,739	11.00	823,320
5. Experience Gain	1/1/2007	71,003,978	15.00	7,482,642	1.00	7,482,642
6. Experience Gain	1/1/2008	627,391,691	15.00	127,620,636	2.00	66,042,525
7. Change in Assumptions	1/1/2009	2,096,837	15.00	617,744	3.00	220,483
8. Experience Gain	1/1/2009	146,675,747	15.00	43,211,607	3.00	15,422,954
9. Change in Asset Method	1/1/2009	610,390,286	30.00	501,630,818	18.00	47,339,722
10. Investment Loss subject to Relief	1/1/2010	252,754,878	28.00	206,031,412	17.00	20,018,320
11. Experience Gain	1/1/2010	713,109,181	15.00	270,579,235	4.00	74,903,413
12. Plan Amendment	1/1/2011	295,708,419	15.00	135,537,106	5.00	31,028,264
13. Experience Gain	1/1/2011	981,724,577	15.00	449,970,632	5.00	103,010,962
14. Change in Assumptions	1/1/2012	314,270,020	15.00	167,113,991	6.00	32,942,516
15. Plan Amendment	1/1/2021	1,071,103	15.00	1,071,103	15.00	111,389
16. Experience Gain	1/1/2021	192,281,598	15.00	192,281,598	15.00	19,996,327
TOTAL CREDITS				**$ 2,169,809,887**		**$ 441,054,728**
NET CHARGE				**$ 6,005,038,010**		**$ 538,024,872**

* Initial amounts and initial amortization years for bases established on or prior to January 1, 2012 were provided by the prior actuary.

Plan: IAM National Pension Fund
EIN/PN: 51-6031295/002
2021 Form 5500 – Schedule MB
Schedule MB, line 11 – Justification for Change in Actuarial Assumptions.

The discount rate was updated from 7.50% to 7.25% to better align with expected future market performance.

The RPA ’94 current liability interest rate was changed from 2.95% to 2.43%, and the mortality table was updated in order to comply with appropriate guidance.

The annual administration expense assumption was increased from $35,500,000 to $37,500,000.

Plan: IAM National Pension Fund
EIN/PN: 51-6031295/002
2021 Form 5500 – Schedule MB
Schedule MB, line 6 – Statement of Actuarial Assumptions/Methods

A. Actuarial Assumptions

1. Rates of Investment Return

Funding:
7.25%, compounded annually.

Current Liability under RPA '94:
2.43%, compounded annually.

All investment returns are net of investment expenses and fees.

2. Rates of Mortality

Healthy Lives	**Annuitant:** RP-2000 Healthy Annuitant Mortality with Generational improvements applied from base year 2008 using Scale BB **Non-Annuitant:** RP-2000 Healthy Non-Annuitant Mortality with Generational improvements applied from base year 2000 using Scale BB
Disabled Lives	1983 Railroad Retirement Board Disabled Life Mortality Table, set back six years with adjustments per fund experience
Current Liability	The 2021 Static Mortality Table as prescribed under IRS regulations.

3. Disability Rates

Based on the participant's age as follows:

Age	Disability
20	0.02%
25	0.03
30	0.07
35	0.14
40	0.20
45	0.36
50	0.71
55	1.08
60	1.42

4. Termination Rates

Based on the participant's age as follows:

	Years of Service					
Age	LT 1	1 - 2	2- 3	3- 4	4- 5	5+
20	13.0%	9.2%	10.7%	11.2%	7.7%	4.8%
25	10.6	10.2	9.8	9.3	7.9	7.6
30	9.7	10.4	9.1	8.3	7.9	7.8
35	9.8	10.2	8.6	7.9	7.8	6.6
40	10.1	9.7	8.3	7.8	7.4	4.8
45	10	9	8	7.6	6.9	3.5
50	8.8	8.4	7.9	7.2	6.1	3.6
54	6.5	8.1	7.7	6.4	5.4	2.7

Withdrawal rates cut out at early retirement age.

5. Retirement Rates for Active Vested Participants

Active participants are assumed to retire in accordance with the following rates.

	Years of Service		
Age	LT 20	20 - 29	30+
47			5.8%
48			3.3
49			1.8
50			2.8
51			2.2
52			3.3
53			2.4
54			2.2
55	3.6%	3.8%	4.8
56	3.0	3.1	3.9
57	3.3	3.4	4.0
58	3.6	3.8	4.6
59	4.8	4.9	5.9
60	6.0	6.4	7.7
61	8.9	9.3	11.1
62	34.7	38.4	39.2
63	21.6	22.2	23.4
64	19.7	20.5	21.7
65	42.8	43.9	46.3
66	43.2	45.8	45.3
67	31.0	32.2	32.8
68	29.4	30.3	30.9
69	100.0	100.0	100.0

6. Description of Weighted Average Retirement Age

Age 63, determined as follows: the sum of the product of each potential past or future retirement age times the probability of surviving from entry age to that age and then retiring at that age assuming no other decrements. The overall weighted retirement age is the average of the individual retirement ages based on all the active participants included in the actuarial valuation.

7. Retirement Rates for Inactive Vested Participants

Inactive Vested participants are assumed to retire in accordance with the following rates.

Age	Rate %
55	6.45%
56	3.50
57	3.55
58	3.50
59 – 60	4.65
61	8.45
62	15.10
63	7.80
64	15.60
65	23.45
66	11.45
67	8.30
68	6.00
69	29.55
70	100.00

8. Future Benefit Accruals

One service credit per year per active employee included in the valuation.

9. Unknown Data for Participants

Same as those exhibited by participants with similar known characteristics. If not specified, participants are assumed to be male.

10. Definition of Active Participants

Active participants are defined as those who worked at least 1,000 hours in covered employment during the most recent plan year or had at least one pension credit by the end of the year, excluding those who have retired as of the valuation date.

11. Exclusion of Inactive Vested Participants

It is assumed that inactive vested participants over age 80 are deceased and have no survivor death benefits payable.

12. Percent Married

Sample rates for males as follows:

Age	Married %
40 – 44	71.4%
45 – 49	73.3
50 – 54	75.7
55 – 59	77.0
60 – 64	74.0
65 – 69	69.9

Age Differences: Males are assumed to be three years older than their spouse.

13. Benefit Election

85% of married male participants and 65% of married female participants are assumed to elect the 50% joint and survivor annuity. The remaining participants are assumed to elect a life annuity with five years of payment guaranteed (or no guarantee for Default Schedule future service benefits).

14. Annual Administrative Expenses

$37,500,000 payable at the beginning of the year for the plan year beginning January 1, 2021.

15. Funding Standard Account Contribution Timing

Contributions are assumed to be paid periodically throughout the year pursuant to collective bargaining agreements. The interest credited in the Funding Standard Account is equivalent to a July 15 contribution date.

17. Changes in Assumptions since Last Valuation

The discount rate was updated from 7.50% to 7.25% to better align with expected future market performance.

The RPA ’94 current liability interest rate was changed from 2.95% to 2.43%, and the mortality table was updated in order to comply with appropriate guidance.

The annual administration expense assumption was increased from $35,500,000 to $37,500,000.

18. Rationale for Assumptions

In accordance with Actuarial Standard of Practice No. 27, the rationale for the 7.25% discount rate is based on the Trustees risk preference, the Fund’s current asset allocation, and investment managers capital market outlook.

The demographic assumptions were based on fund experience in accordance with the experience study report presented to the Board of Trustees on October 28, 2015.

B. Actuarial Methods

1. Actuarial Value of Assets

The actuarial value of assets is the market value of assets minus unrecognized actuarial investment gains or losses in each of the last five years. The unrecognized actuarial investment gain or loss in any year is equal to the difference between the actual market return and the projected return (at the actuarially assumed rate) on the market value, and is recognized over a five-year period.

The actuarial value is further adjusted, if necessary, to be within 20% of the market value. This method was effective January 1, 2004, without phase-in, and the change was made in accordance with advance approval granted under IRS Revenue Procedure 2000-40.

2. Actuarial Cost Method

Entry Age Normal

(1) Entry age is defined as age at date of hire, or attained age minus accrued service as of the valuation date if that produces an earlier entry age.

(2) Normal Cost and Actuarial Accrued Liability calculated on an individual basis with normal cost determined as if applicable benefit accrual rate had always been in effect.

(3) Liabilities attributable to employees of new employers to the plan are treated as a plan change, if material.

3. Modeling Disclosures

In accordance with Actuarial Standard of Practice No. 56 (Modeling), the following disclosures are made:

Valuation Software

Cheiron utilizes ProVal, an actuarial valuation software leased from Winklevoss Technologies (WinTech) to calculate liabilities, normal costs and projected benefit payments. We have relied on WinTech as the developer of ProVal. We have reviewed ProVal as it relates to the Fund and have used ProVal in accordance with its original intended purpose. We have not identified any material inconsistencies in the output of ProVal that would affect the contents of this actuarial valuation report.

4. Changes in Actuarial Methods since Last Valuation

None

C. PRA 2010 Funding Relief

The Fund's Board of Trustees elected PRA 2010 funding relief under § 431(b)(8) of the Code, specifically:

- The "special asset valuation rule" in determining the actuarial value of plan assets which allows the Fund to recognize the 2008 loss over 10 years, at 10% per year (fully phased-in effective December 31, 2017).

- The "special amortization rule", which allows the Fund's investment losses for the plan year ended December 31, 2008 to be separately amortized over 29 years.

  The Fund's Board of Trustees elected to opt out of the "special amortization rule" effective January 1, 2012.

D. Amortization Extension

The IRS granted approval for an automatic five-year amortization extension under §431(d) of the Code effective January 1, 2009.

Attachment to 2021 Form 5500
Schedule MB, line 8b(1) - Projection of Expected Benefit Payments

Plan Name IAM National Pension Fund **EIN:** 51-6031295
Plan Sponsor's Name Board of Trustees of the IAM National Pension Fund **PN:** 002

Plan Year	Expected Annual Benefit Payments
Current Plan Year	964,804,598
Current Plan Year + 1	1,028,866,294
Current Plan Year + 2	1,086,832,846
Current Plan Year + 3	1,140,976,173
Current Plan Year + 4	1,187,194,637
Current Plan Year + 5	1,225,410,122
Current Plan Year + 6	1,259,373,426
Current Plan Year + 7	1,288,026,881
Current Plan Year + 8	1,311,448,726
Current Plan Year + 9	1,329,697,030

Plan: IAM National Pension Fund
EIN/PN: 51-6031295/002
2021 Form 5500 – Schedule MB
Schedule MB, line 4c – Documentation Regarding Progress Under Funding Improvement or Rehabilitation Plan

We have left Line 4c blank because scheduled progress has not been measured since the Rehabilitation Period does not begin until January 1, 2022.

Plan: IAM National Pension Fund
EIN/PN: 51-6031295/002
2021 Form 5500 – Schedule MB
Schedule MB, Lines 4d and 4e – Description of Benefit Reductions Due to Suspension or Partition

As of January 1, 2021, certain benefits were reduced or removed as part of the Rehabilitation Plan adopted by the Fund for participants accruing benefits under the Default Schedule. The benefit changes are outlined in detail within the "Schedule MB, line 6 – Summary of Plan Provisions" attachment.

Form 5500

Department of the Treasury
Internal Revenue Service

Department of Labor
Employee Benefits Security Administration

Pension Benefit Guaranty Corporation

Annual Return/Report of Employee Benefit Plan

This form is required to be filed for employee benefit plans under sections 104 and 4065 of the Employee Retirement Income Security Act of 1974 (ERISA) and sections 6057(b) and 6058(a) of the Internal Revenue Code (the Code).

▶ **Complete all entries in accordance with the instructions to the Form 5500.**

OMB Nos. 1210 - 0110
1210 - 0089

2021

This Form is Open to Public Inspection

Part I Annual Report Identification Information

For calendar plan year 2021 or fiscal plan year beginning 01/01/2021 and ending 12/31/2021

A This return/report is for: [X] a multiemployer plan [ ] a multiple-employer plan (Filers checking this box must attach a list of participating employer information in accordance with the form instr.)

B This return/report is: [ ] a single-employer plan [ ] a DFE (specify) _____
[ ] the first return/report [ ] the final return/report
[ ] an amended return/report [ ] a short plan year return/report (less than 12 months)

C If the plan is a collectively-bargained plan, check here ▶ [X]

D Check box if filing under: [X] Form 5558 [ ] automatic extension [ ] the DFVC program
[ ] special extension (enter description)

E If this is a retroactively adopted plan permitted by SECURE Act section 201, check here ▶ [ ]

Part II Basic Plan Information - enter all requested information

1a Name of plan
IAM NATIONAL PENSION FUND

1b Three-digit plan number (PN) ▶ 002

1c Effective date of plan 01/01/1991

2a Plan sponsor's name (employer, if for a single-employer plan)
Mailing address (include room, apt., suite no. and street, or P.O. Box)
City or town, state or province, country, and ZIP or foreign postal code (if foreign, see instructions)
BOARD OF TRUSTEES OF THE I.A.M. NATIONAL PENSION FU

99 M STREET, SE, SUITE 600

WASHINGTON DC 20003-3799

2b Employer Identification Number (EIN) 51-6031295

2c Plan Sponsor's telephone number (202) 785-2658

2d Business code (see instructions) 333510

Caution: A penalty for the late or incomplete filing of this return/report will be assessed unless reasonable cause is established.

Under penalties of perjury and other penalties set forth in the instructions, I declare that I have examined this return/report, including accompanying schedules, statements and attachments, as well as the electronic version of this return/report, and to the best of my knowledge and belief, it is true, correct, and complete.

SIGN HERE	X [signature]	10/4/2022	STEVE GALLOWAY
	Signature of plan administrator	Date	Enter name of individual signing as plan administrator
SIGN HERE	X [signature]	10/4/2022	JUSTIN WELNER
	Signature of employer/plan sponsor	Date	Enter name of individual signing as employer or plan sponsor
SIGN HERE			
	Signature of DFE	Date	Enter name of individual signing as DFE

For Paperwork Reduction Act Notice, see the Instructions for Form 5500.

Form 5500 (2021)
v. 210624

118401 12-30-21

3a Plan administrator's name and address [X] Same as Plan Sponsor	**3b** Administrator's EIN
	3c Administrator's telephone number

4 If the name and/or EIN of the plan sponsor or the plan name has changed since the last return/report filed for this plan, enter the plan sponsor's name, EIN, the plan name and the plan number from the last return/report: **a** Sponsor's name **c** Plan Name	**4b** EIN **4d** PN

5	Total number of participants at the beginning of the plan year	**5** 297,463
6	Number of participants as of the end of the plan year unless otherwise stated (welfare plans complete only lines **6a(1), 6a(2), 6b, 6c,** and **6d**).	
a (1)	Total number of active participants at the beginning of the plan year	**6a(1)** 101,089
a (2)	Total number of active participants at the end of the plan year	**6a(2)** 94,512
b	Retired or separated participants receiving benefits	**6b** 95,676
c	Other retired or separated participants entitled to future benefits	**6c** 85,363
d	Subtotal. Add lines **6a(2), 6b,** and **6c**	**6d** 275,551
e	Deceased participants whose beneficiaries are receiving or are entitled to receive benefits	**6e** 22,530
f	Total. Add lines **6d** and **6e**	**6f** 298,081
g	Number of participants with account balances as of the end of the plan year (only defined contribution plans complete this item)	**6g**
h	Number of participants who terminated employment during the plan year with accrued benefits that were less than 100% vested	**6h** 2,292
7	Enter the total number of employers obligated to contribute to the plan (only multiemployer plans complete this item)	**7** 928

8a If the plan provides pension benefits, enter the applicable pension feature codes from the List of Plan Characteristics Codes in the instructions:
1B

b If the plan provides welfare benefits, enter the applicable welfare feature codes from the List of Plan Characteristics Codes in the instructions:

9a Plan funding arrangement (check all that apply)	**9b** Plan benefit arrangement (check all that apply)
(1) [ ] Insurance	(1) [ ] Insurance
(2) [ ] Code section 412(e)(3) insurance contracts	(2) [ ] Code section 412(e)(3) insurance contracts
(3) [X] Trust	(3) [X] Trust
(4) [ ] General assets of the sponsor	(4) [ ] General assets of the sponsor

10 Check all applicable boxes in 10a and 10b to indicate which schedules are attached, and, where indicated, enter the number attached. (See instructions)

a Pension Schedules

(1) [X] **R** (Retirement Plan Information)
(2) [X] **MB** (Multiemployer Defined Benefit Plan and Certain Money Purchase Plan Actuarial Information) - signed by the plan actuary
(3) [ ] **SB** (Single-Employer Defined Benefit Plan Actuarial Information) - signed by the plan actuary

b General Schedules

(1) [X] **H** (Financial Information)
(2) [ ] **I** (Financial Information - Small Plan)
(3) [ ] ____ **A** (Insurance Information)
(4) [X] **C** (Service Provider Information)
(5) [X] **D** (DFE/Participating Plan Information)
(6) [ ] **G** (Financial Transaction Schedules)

Part III Form M-1 Compliance Information (to be completed by welfare benefit plans)

11a If the plan provides welfare benefits, was the plan subject to the Form M-1 filing requirements during the plan year? (See instructions and 29 CFR 2520.101-2.) ..... ☐ Yes ☐ No

If "Yes" is checked, complete lines 11b and 11c.

11b Is the plan currently in compliance with the Form M-1 filing requirements? (See instructions and 29 CFR 2520.101-2.) ... ☐ Yes ☐ No

11c Enter the Receipt Confirmation Code for the 2021 Form M-1 annual report. If the plan was not required to file the 2021 Form M-1 annual report, enter the Receipt Confirmation Code for the most recent Form M-1 that was required to be filed under the Form M-1 filing requirements. (Failure to enter a valid Receipt Confirmation Code will subject the Form 5500 filing to rejection as incomplete.)

Receipt Confirmation Code _____

SEE ACCOUNTANT'S OPINION FOR SCHEDULE
OF FIVE PERCENT TRANSACTIONS

SCHEDULE MB (Form 5500)

Department of the Treasury
Internal Revenue Service

Department of Labor
Employee Benefits Security Administration

Pension Benefit Guaranty Corporation

Multiemployer Defined Benefit Plan and Certain Money Purchase Plan Actuarial Information

This schedule is required to be filed under section 104 of the Employee Retirement Income Security Act of 1974 (ERISA) and section 6059 of the Internal Revenue Code (the Code).

▶ **File as an attachment to Form 5500 or 5500-SF.**

OMB No. 1210-0110

2021

This Form is Open to Public Inspection

For calendar plan year 2021 or fiscal plan year beginning 01/01/2021 and ending 12/31/2021

▶ **Round off amounts to nearest dollar.**

▶ **Caution:** A penalty of $1,000 will be assessed for late filing of this report unless reasonable cause is established.

A Name of plan
IAM National Pension Fund

B Three-digit plan number (PN) ▶ 002

C Plan sponsor's name as shown on line 2a of Form 5500 or 5500-SF
Board of Trustees of the
IAM National Pension Fund

D Employer Identification Number (EIN)
51-6031295

E Type of plan: **(1)** [X] Multiemployer Defined Benefit **(2)** [ ] Money Purchase (see instructions)

1a Enter the valuation date: Month 1 Day 1 Year 2021

b	Assets		
(1)	Current value of assets	**1b(1)**	14,062,264,971
(2)	Actuarial value of assets for funding standard account	**1b(2)**	13,445,708,809
c	**(1)** Accrued liability for plan using immediate gain methods	**1c(1)**	17,747,035,993
(2)	Information for plans using spread gain methods:		
(a)	Unfunded liability for methods with bases	**1c(2)(a)**	
(b)	Accrued liability under entry age normal method	**1c(2)(b)**	
(c)	Normal cost under entry age normal method	**1c(2)(c)**	
(3)	Accrued liability under unit credit cost method	**1c(3)**	16,064,688,246
d	Information on current liabilities of the plan:		
(1)	Amount excluded from current liability attributable to pre-participation service (see instructions)	**1d(1)**	
(2)	"RPA '94" information:		
(a)	Current liability	**1d(2)(a)**	30,710,817,992
(b)	Expected increase in current liability due to benefits accruing during the plan year	**1d(2)(b)**	1,211,370,963
(c)	Expected release from "RPA '94" current liability for the plan year	**1d(2)(c)**	955,574,170
(3)	Expected plan disbursements for the plan year	**1d(3)**	1,003,550,692

Statement by Enrolled Actuary

To the best of my knowledge, the information supplied in this schedule and accompanying schedules, statements and attachments, if any, is complete and accurate. Each prescribed assumption was applied in accordance with applicable law and regulations. In my opinion, each other assumption is reasonable (taking into account the experience of the plan and reasonable expectations) and such other assumptions, in combination, offer my best estimate of anticipated experience under the plan.

SIGN HERE

Signature of actuary — Date: 10/07/2022

Gene Kalwarski, FSA, EA — Type or print name of actuary

20-02845 — Most recent enrollment number

CHEIRON, Inc. — Firm name

(703)893-1456 — Telephone number (including area code)

8300 Greensboro Drive, Suite 800
Mclean VA 22102
Address of the firm

If the actuary has not fully reflected any regulation or ruling promulgated under the statute in completing this schedule, check the box and see instructions [ ]

2 Operational information as of beginning of this plan year:

a Current value of assets (see instructions)		**2a**	14,173,177,094
b "RPA '94" current liability/participant count breakdown:		**(1)** Number of participants	**(2)** Current liability
(1) For retired participants and beneficiaries receiving payment		112,891	12,925,116,922
(2) For terminated vested participants		82,014	5,503,187,133
(3) For active participants:			
(a) Non-vested benefits			896,652,289
(b) Vested benefits			11,385,861,648
(c) Total active		92,960	12,282,513,937
(4) Total		287,865	30,710,817,992
c If the percentage resulting from dividing line 2a by line 2b(4), column (2), is less than 70%, enter such percentage		**2c**	46.15 %

3 Contributions made to the plan for the plan year by employer(s) and employees:

(a) Date (MM-DD-YYYY)	**(b)** Amount paid by employer(s)	**(c)** Amount paid by employees	**(a)** Date (MM-DD-YYYY)	**(b)** Amount paid by employer(s)	**c)** Amount paid by employees
7/15/2021	532,319,166				
			Totals ► **3(b)**	532,319,166	**3(c)** 0

(d) Total withdrawal liability amounts included in line 3(b) total	**3(d)**	25,156,709

4 Information on plan status:

a Funded percentage for monitoring plan's status (line 1b(2) divided by line 1c(3))	**4a**	83.7 %
b Enter code to indicate plan's status (see instructions for attachment of supporting evidence of plan's status). If entered code is "N," go to line 5	**4b**	C

c Is the plan making the scheduled progress under any applicable funding improvement or rehabilitation plan? ☐ Yes ☐ No

d If the plan is in critical status or critical and declining status, were any benefits reduced (see instructions)? ☒ Yes ☐ No

e If line d is "Yes," enter the reduction in liability resulting from the reduction in benefits (see instructions), measured as of the valuation date	**4e**	1,071,103
f If the rehabilitation plan projects emergence from critical status or critical and declining status, enter the plan year in which it is projected to emerge. If the rehabilitation plan is based on forestalling possible insolvency, enter the plan year in which insolvency is expected and check here ☐	**4f**	2031

5 Actuarial cost method used as the basis for this plan year's funding standard account computations (check all that apply):

a ☐ Attained age normal **b** ☒ Entry age normal **c** ☐ Accrued benefit (unit credit) **d** ☐ Aggregate

e ☐ Frozen initial liability **f** ☐ Individual level premium **g** ☐ Individual aggregate **h** ☐ Shortfall

i ☐ Other (specify):

j If box h is checked, enter period of use of shortfall method	**5j**	

k Has a change been made in funding method for this plan year? ☐ Yes ☒ No

l If line k is "Yes," was the change made pursuant to Revenue Procedure 2000-40 or other automatic approval? ☐ Yes ☐ No

m If line k is "Yes," and line l is "No," enter the date (MM-DD-YYYY) of the ruling letter (individual or class) approving the change in funding method	**5m**	

6 Checklist of certain actuarial assumptions:

a Interest rate for "RPA '94" current liability				**6a**	2.43 %
		Pre-retirement		Post-retirement	
b Rates specified in insurance or annuity contracts		☐ Yes ☐ No ☒ N/A		☐ Yes ☐ No ☒ N/A	
c Mortality table code for valuation purposes:					
(1) Males	**6c(1)**	A		A	
(2) Females	**6c(2)**	A		A	
d Valuation liability interest rate	**6d**	7.25 %		7.25 %	
e Expense loading	**6e**	13.5 %	☐ N/A	%	☒ N/A
f Salary scale	**6f**	%	☒ N/A		
g Estimated investment return on actuarial value of assets for year ending on the valuation date			**6g**	8.7 %	
h Estimated investment return on current value of assets for year ending on the valuation date			**6h**	12.5 %	

7 New amortization bases established in the current plan year:

(1) Type of base	**(2)** Initial balance	**(3)** Amortization Charge/Credit
1	-192,281,598	-19,996,327
3	61,570,919	6,403,068
3	3,779,513	393,051

8 Miscellaneous information:

a If a waiver of a funding deficiency has been approved for this plan year, enter the date (MM-DD-YYYY) of the ruling letter granting the approval	**8a**	
b(1) Is the plan required to provide a projection of expected benefit payments? (See the instructions.) If "Yes," attach a schedule		☒ Yes ☐ No
b(2) Is the plan required to provide a Schedule of Active Participant Data? (See the instructions.) If "Yes," attach a schedule		☒ Yes ☐ No
c Are any of the plan's amortization bases operating under an extension of time under section 412(e) (as in effect prior to 2008) or section 431(d) of the Code?		☒ Yes ☐ No
d If line c is "Yes," provide the following additional information:		
(1) Was an extension granted automatic approval under section 431(d)(1) of the Code?		☒ Yes ☐ No
(2) If line 8d(1) is "Yes," enter the number of years by which the amortization period was extended	**8d(2)**	5
(3) Was an extension approved by the Internal Revenue Service under section 412(e) (as in effect prior to 2008) or 431(d)(2) of the Code?		☐ Yes ☒ No
(4) If line 8d(3) is "Yes," enter number of years by which the amortization period was extended (not including the number of years in line (2))	**8d(4)**	
(5) If line 8d(3) is "Yes," enter the date of the ruling letter approving the extension	**8d(5)**	
(6) If line 8d(3) is "Yes," is the amortization base eligible for amortization using interest rates applicable under section 6621(b) of the Code for years beginning after 2007?		☐ Yes ☐ No
e If box 5h is checked or line 8c is "Yes," enter the difference between the minimum required contribution for the year and the minimum that would have been required without using the shortfall method or extending the amortization base(s)	**8e**	-4,238,448

9 Funding standard account statement for this plan year:

Charges to funding standard account:			
a Prior year funding deficiency, if any		**9a**	0
b Employer's normal cost for plan year as of valuation date		**9b**	315,075,911
c Amortization charges as of valuation date:		Outstanding balance	
(1) All bases except funding waivers and certain bases for which the amortization period has been extended	**9c(1)**	8,174,847,897	979,079,600
(2) Funding waivers	**9c(2)**	0	0
(3) Certain bases for which the amortization period has been extended	**9c(3)**	0	0
d Interest as applicable on lines 9a, 9b, and 9c		**9d**	93,826,275
e Total charges. Add lines 9a through 9d		**9e**	1,387,981,786

Credits to funding standard account:

f	Prior year credit balance, if any		**9f**	1,703,710,826
g	Employer contributions. Total from column (b) of line 3		**9g**	532,319,166
		Outstanding balance		
h	Amortization credits as of valuation date **9h**	2,169,809,887		441,054,728
i	Interest as applicable to end of plan year on lines 9f, 9g, and 9h		**9i**	173,184,025
j	Full funding limitation (FFL) and credits:			
	(1) ERISA FFL (accrued liability FFL) **9j(1)**	6,778,322,180		
	(2) "RPA '94" override (90% current liability FFL) **9j(2)**	15,169,007,097		
	(3) FFL credit		**9j(3)**	
k	**(1)** Waived funding deficiency		**9k(1)**	
	(2) Other credits		**9k(2)**	
l	Total credits. Add lines 9f through 9i, 9j(3), 9k(1), and 9k(2)		**9l**	2,850,268,745
m	Credit balance: If line 9l is greater than line 9e, enter the difference		**9m**	1,462,286,959
n	Funding deficiency: If line 9e is greater than line 9l, enter the difference		**9n**	

9 o	Current year's accumulated reconciliation account:		
	(1) Due to waived funding deficiency accumulated prior to the 2020 plan year	**9o(1)**	
	(2) Due to amortization bases extended and amortized using the interest rate under section 6621(b) of the Code:		
	(a) Reconciliation outstanding balance as of valuation date	**9o(2)(a)**	
	(b) Reconciliation amount (line 9c(3) balance minus line 9o(2)(a))	**9o(2)(b)**	0
	(3) Total as of valuation date	**9o(3)**	0
10	Contribution necessary to avoid an accumulated funding deficiency. (See instructions.)	**10**	
11	Has a change been made in the actuarial assumptions for the current plan year? If "Yes," see instructions		☒ Yes ☐ No

Continuation of 2021 Form 5500
Schedule MB, line 7 - New Amortization Bases

Plan Name IAM National Pension Fund **EIN:** 51-6031295
Plan Sponsor's Name Board of Trustees of the IAM National Pension Fund **PN:** 002

(1) Type of base	**(2)** Initial balance	**(3)** Amortization Charge/Credit
3	-1,071,103	-111,389
4	483,957,616	50,329,178