Form 5500

Department of the Treasury
Internal Revenue Service

Department of Labor
Employee Benefits Security Administration

Pension Benefit Guaranty Corporation

Annual Return/Report of Employee Benefit Plan

This form is required to be filed for employee benefit plans under sections 104 and 4065 of the Employee Retirement Income Security Act of 1974 (ERISA) and sections 6057(b) and 6058(a) of the Internal Revenue Code (the Code).

▶ **Complete all entries in accordance with the instructions to the Form 5500.**

OMB Nos. 1210-0110
1210-0089

2021

This Form is Open to Public Inspection

Part I Annual Report Identification Information

For calendar plan year 2021 or fiscal plan year beginning 01/01/2021 and ending 12/31/2021

A This return/report is for:
- [X] a multiemployer plan
- [ ] a multiple-employer plan (Filers checking this box must attach a list of participating employer information in accordance with the form instructions.)
- [ ] a single-employer plan
- [ ] a DFE (specify) ____

B This return/report is:
- [ ] the first return/report
- [ ] the final return/report
- [ ] an amended return/report
- [ ] a short plan year return/report (less than 12 months)

C If the plan is a collectively-bargained plan, check here. . . . . ▶ [X]

D Check box if filing under:
- [X] Form 5558
- [ ] automatic extension
- [ ] the DFVC program
- [ ] special extension (enter description)

E If this is a retroactively adopted plan permitted by SECURE Act section 201, check here. . . . . ▶ [ ]

Part II Basic Plan Information—enter all requested information

1a Name of plan
SHEET METAL WORKERS PENSION PLAN OF NORTHERN CALIFORNIA

1b Three-digit plan number (PN) ▶ 001

1c Effective date of plan 12/23/1958

2a Plan sponsor's name (employer, if for a single-employer plan)
Mailing address (include room, apt., suite no. and street, or P.O. Box)
City or town, state or province, country, and ZIP or foreign postal code (if foreign, see instructions)
SHEET METAL WORKERS PENSION TRUST

3240B CONSTITUTION DRIVE
LIVERMORE, CA 94551-7567

2b Employer Identification Number (EIN) 51-6115939

2c Plan Sponsor's telephone number 925-208-9994

2d Business code (see instructions) 238900

Caution: A penalty for the late or incomplete filing of this return/report will be assessed unless reasonable cause is established.

Under penalties of perjury and other penalties set forth in the instructions, I declare that I have examined this return/report, including accompanying schedules, statements and attachments, as well as the electronic version of this return/report, and to the best of my knowledge and belief, it is true, correct, and complete.

SIGN HERE	Filed with authorized/valid electronic signature.	10/13/2022	SEAN O'DONOGHUE
	Signature of plan administrator	Date	Enter name of individual signing as plan administrator
SIGN HERE	Filed with authorized/valid electronic signature.	10/13/2022	RICK WERNER
	Signature of employer/plan sponsor	Date	Enter name of individual signing as employer or plan sponsor
SIGN HERE			
	Signature of DFE	Date	Enter name of individual signing as DFE

3a Plan administrator's name and address [X] Same as Plan Sponsor

3b Administrator's EIN

3c Administrator's telephone number

4 If the name and/or EIN of the plan sponsor or the plan name has changed since the last return/report filed for this plan, enter the plan sponsor's name, EIN, the plan name and the plan number from the last return/report:

a Sponsor's name

c Plan Name

4b EIN

4d PN

5	Total number of participants at the beginning of the plan year	**5**	13068
6	Number of participants as of the end of the plan year unless otherwise stated (welfare plans complete only lines **6a(1), 6a(2), 6b, 6c,** and **6d**).		
a(1)	Total number of active participants at the beginning of the plan year	**6a(1)**	6022
a(2)	Total number of active participants at the end of the plan year	**6a(2)**	5634
b	Retired or separated participants receiving benefits	**6b**	3707
c	Other retired or separated participants entitled to future benefits	**6c**	2135
d	Subtotal. Add lines **6a(2)**, **6b**, and **6c**	**6d**	11476
e	Deceased participants whose beneficiaries are receiving or are entitled to receive benefits.	**6e**	585
f	Total. Add lines **6d** and **6e**	**6f**	12061
g	Number of participants with account balances as of the end of the plan year (only defined contribution plans complete this item)	**6g**	
h	Number of participants who terminated employment during the plan year with accrued benefits that were less than 100% vested	**6h**	
7	Enter the total number of employers obligated to contribute to the plan (only multiemployer plans complete this item)	**7**	351

8a If the plan provides pension benefits, enter the applicable pension feature codes from the List of Plan Characteristics Codes in the instructions:

1B

b If the plan provides welfare benefits, enter the applicable welfare feature codes from the List of Plan Characteristics Codes in the instructions:

9a Plan funding arrangement (check all that apply)

- **(1)** [ ] Insurance
- **(2)** [ ] Code section 412(e)(3) insurance contracts
- **(3)** [X] Trust
- **(4)** [ ] General assets of the sponsor

9b Plan benefit arrangement (check all that apply)

- **(1)** [ ] Insurance
- **(2)** [ ] Code section 412(e)(3) insurance contracts
- **(3)** [X] Trust
- **(4)** [ ] General assets of the sponsor

10 Check all applicable boxes in 10a and 10b to indicate which schedules are attached, and, where indicated, enter the number attached. (See instructions)

a Pension Schedules

- **(1)** [X] **R** (Retirement Plan Information)
- **(2)** [X] **MB** (Multiemployer Defined Benefit Plan and Certain Money Purchase Plan Actuarial Information) - signed by the plan actuary
- **(3)** [ ] **SB** (Single-Employer Defined Benefit Plan Actuarial Information) - signed by the plan actuary

b General Schedules

- **(1)** [X] **H** (Financial Information)
- **(2)** [ ] **I** (Financial Information – Small Plan)
- **(3)** [ ] ___ **A** (Insurance Information)
- **(4)** [X] **C** (Service Provider Information)
- **(5)** [X] **D** (DFE/Participating Plan Information)
- **(6)** [ ] **G** (Financial Transaction Schedules)

Part III Form M-1 Compliance Information (to be completed by welfare benefit plans)

11a If the plan provides welfare benefits, was the plan subject to the Form M-1 filing requirements during the plan year? (See instructions and 29 CFR 2520.101-2.) ..... ☐ Yes ☐ No

If "Yes" is checked, complete lines 11b and 11c.

11b Is the plan currently in compliance with the Form M-1 filing requirements? (See instructions and 29 CFR 2520.101-2.) ..... ☐ Yes ☐ No

11c Enter the Receipt Confirmation Code for the 2021 Form M-1 annual report. If the plan was not required to file the 2021 Form M-1 annual report, enter the Receipt Confirmation Code for the most recent Form M-1 that was required to be filed under the Form M-1 filing requirements. (Failure to enter a valid Receipt Confirmation Code will subject the Form 5500 filing to rejection as incomplete.)

Receipt Confirmation Code_____

SCHEDULE MB (Form 5500)

Department of the Treasury
Internal Revenue Service

Department of Labor
Employee Benefits Security Administration

Pension Benefit Guaranty Corporation

Multiemployer Defined Benefit Plan and Certain Money Purchase Plan Actuarial Information

This schedule is required to be filed under section 104 of the Employee Retirement Income Security Act of 1974 (ERISA) and section 6059 of the Internal Revenue Code (the Code).

▶ **File as an attachment to Form 5500 or 5500-SF.**

OMB No. 1210-0110

2021

This Form is Open to Public Inspection

For calendar plan year 2021 or fiscal plan year beginning 01/01/2021 and ending 12/31/2021

▶ **Round off amounts to nearest dollar.**

▶ **Caution:** A penalty of $1,000 will be assessed for late filing of this report unless reasonable cause is established.

A Name of plan
SHEET METAL WORKERS PENSION PLAN OF NORTHERN CALIFORNIA

B Three-digit plan number (PN) ▶ 001

C Plan sponsor's name as shown on line 2a of Form 5500 or 5500-SF
SHEET METAL WORKERS PENSION TRUST

D Employer Identification Number (EIN)
51-6115939

E Type of plan: **(1)** [X] Multiemployer Defined Benefit **(2)** [ ] Money Purchase (see instructions)

1a	Enter the valuation date: Month 01 Day 01 Year 2021		
b	Assets		
(1)	Current value of assets	**1b(1)**	1393914049
(2)	Actuarial value of assets for funding standard account	**1b(2)**	1393914049
c	**(1)** Accrued liability for plan using immediate gain methods	**1c(1)**	2463587649
(2)	Information for plans using spread gain methods:		
(a)	Unfunded liability for methods with bases	**1c(2)(a)**	
(b)	Accrued liability under entry age normal method	**1c(2)(b)**	
(c)	Normal cost under entry age normal method	**1c(2)(c)**	
(3)	Accrued liability under unit credit cost method	**1c(3)**	2463587649
d	Information on current liabilities of the plan:		
(1)	Amount excluded from current liability attributable to pre-participation service (see instructions)	**1d(1)**	
(2)	"RPA '94" information:		
(a)	Current liability	**1d(2)(a)**	4956892097
(b)	Expected increase in current liability due to benefits accruing during the plan year	**1d(2)(b)**	149329936
(c)	Expected release from "RPA '94" current liability for the plan year	**1d(2)(c)**	175086294
(3)	Expected plan disbursements for the plan year	**1d(3)**	178186294

Statement by Enrolled Actuary

To the best of my knowledge, the information supplied in this schedule and accompanying schedules, statements and attachments, if any, is complete and accurate. Each prescribed assumption was applied in accordance with applicable law and regulations. In my opinion, each other assumption is reasonable (taking into account the experience of the plan and reasonable expectations) and such other assumptions, in combination, offer my best estimate of anticipated experience under the plan.

SIGN HERE

	10/07/2022
Signature of actuary	Date
ALEXANDRA WILLSON	20-06889
Type or print name of actuary	Most recent enrollment number
HORIZON ACTUARIAL SERVICES, LLC	818-691-2005
Firm name	Telephone number (including area code)
1990 N. CALIFORNIA BLVD., SUITE 830, WALNUT CREEK, CA 94596	
Address of the firm	

If the actuary has not fully reflected any regulation or ruling promulgated under the statute in completing this schedule, check the box and see instructions [ ]

2 Operational information as of beginning of this plan year:

a Current value of assets (see instructions)		**2a**	1393914049
b "RPA '94" current liability/participant count breakdown:		**(1)** Number of participants	**(2)** Current liability
(1) For retired participants and beneficiaries receiving payment		5403	2643383778
(2) For terminated vested participants		2108	334171666
(3) For active participants:			
(a) Non-vested benefits			341847089
(b) Vested benefits			1637489564
(c) Total active		5464	1979336653
(4) Total		12975	4956892097
c If the percentage resulting from dividing line 2a by line 2b(4), column (2), is less than 70%, enter such percentage		**2c**	28.12 %

3 Contributions made to the plan for the plan year by employer(s) and employees:

(a) Date (MM-DD-YYYY)	**(b)** Amount paid by employer(s)	**(c)** Amount paid by employees	**(a)** Date (MM-DD-YYYY)	**(b)** Amount paid by employer(s)	**c)** Amount paid by employees
07/01/2021	127608168	0			

		Totals ►	**3(b)**	127608168	**3(c)** 0
(d) Total withdrawal liability amounts included in line 3(b) total				**3(d)**	0

4 Information on plan status:

a Funded percentage for monitoring plan's status (line 1b(2) divided by line 1c(3))	**4a**	56.6 %
b Enter code to indicate plan's status (see instructions for attachment of supporting evidence of plan's status). If entered code is "N," go to line 5	**4b**	C

c Is the plan making the scheduled progress under any applicable funding improvement or rehabilitation plan? ☐ Yes ☐ No

d If the plan is in critical status or critical and declining status, were any benefits reduced (see instructions)? ☐ Yes ☒ No

e If line d is "Yes," enter the reduction in liability resulting from the reduction in benefits (see instructions), measured as of the valuation date	**4e**	
f If the rehabilitation plan projects emergence from critical status or critical and declining status, enter the plan year in which it is projected to emerge. If the rehabilitation plan is based on forestalling possible insolvency, enter the plan year in which insolvency is expected and check here ☒	**4f**	2037

5 Actuarial cost method used as the basis for this plan year's funding standard account computations (check all that apply):

a ☐ Attained age normal **b** ☐ Entry age normal **c** ☒ Accrued benefit (unit credit) **d** ☐ Aggregate

e ☐ Frozen initial liability **f** ☐ Individual level premium **g** ☐ Individual aggregate **h** ☐ Shortfall

i ☐ Other (specify):

j If box h is checked, enter period of use of shortfall method	**5j**	

k Has a change been made in funding method for this plan year? ☐ Yes ☒ No

l If line k is "Yes," was the change made pursuant to Revenue Procedure 2000-40 or other automatic approval? ☐ Yes ☐ No

m If line k is "Yes," and line l is "No," enter the date (MM-DD-YYYY) of the ruling letter (individual or class) approving the change in funding method	**5m**	

6 Checklist of certain actuarial assumptions:

a Interest rate for "RPA '94" current liability				**6a**	2.43 %
		Pre-retirement		Post-retirement	
b Rates specified in insurance or annuity contracts		☐ Yes ☐ No ☒ N/A		☐ Yes ☐ No ☒ N/A	
c Mortality table code for valuation purposes:					
(1) Males	**6c(1)**	9P20		9P20	
(2) Females	**6c(2)**	9PF20		9PF20	
d Valuation liability interest rate	**6d**	7.50 %		7.50 %	
e Expense loading	**6e**	6.3 %	☐ N/A	%	☒ N/A
f Salary scale	**6f**	%	☒ N/A		
g Estimated investment return on actuarial value of assets for year ending on the valuation date				**6g**	11.4 %
h Estimated investment return on current value of assets for year ending on the valuation date				**6h**	11.4 %

7 New amortization bases established in the current plan year:

(1) Type of base	**(2)** Initial balance	**(3)** Amortization Charge/Credit
1	-50772915	-5350626

8 Miscellaneous information:

a If a waiver of a funding deficiency has been approved for this plan year, enter the date (MM-DD-YYYY) of the ruling letter granting the approval	**8a**	
b(1) Is the plan required to provide a projection of expected benefit payments? (See the instructions.) If "Yes," attach a schedule		☒ Yes ☐ No
b(2) Is the plan required to provide a Schedule of Active Participant Data? (See the instructions.) If "Yes," attach a schedule		☒ Yes ☐ No
c Are any of the plan's amortization bases operating under an extension of time under section 412(e) (as in effect prior to 2008) or section 431(d) of the Code?		☐ Yes ☒ No
d If line c is "Yes," provide the following additional information:		
(1) Was an extension granted automatic approval under section 431(d)(1) of the Code?		☐ Yes ☐ No
(2) If line 8d(1) is "Yes," enter the number of years by which the amortization period was extended	**8d(2)**	
(3) Was an extension approved by the Internal Revenue Service under section 412(e) (as in effect prior to 2008) or 431(d)(2) of the Code?		☐ Yes ☐ No
(4) If line 8d(3) is "Yes," enter number of years by which the amortization period was extended (not including the number of years in line (2))	**8d(4)**	
(5) If line 8d(3) is "Yes," enter the date of the ruling letter approving the extension	**8d(5)**	
(6) If line 8d(3) is "Yes," is the amortization base eligible for amortization using interest rates applicable under section 6621(b) of the Code for years beginning after 2007?		☐ Yes ☐ No
e If box 5h is checked or line 8c is "Yes," enter the difference between the minimum required contribution for the year and the minimum that would have been required without using the shortfall method or extending the amortization base(s)	**8e**	

9 Funding standard account statement for this plan year:

Charges to funding standard account:			
a Prior year funding deficiency, if any		**9a**	283730919
b Employer's normal cost for plan year as of valuation date		**9b**	52238584
c Amortization charges as of valuation date:		Outstanding balance	
(1) All bases except funding waivers and certain bases for which the amortization period has been extended	**9c(1)**	1118093817	153331274
(2) Funding waivers	**9c(2)**		
(3) Certain bases for which the amortization period has been extended	**9c(3)**		
d Interest as applicable on lines 9a, 9b, and 9c		**9d**	36697558
e Total charges. Add lines 9a through 9d		**9e**	525998335

Credits to funding standard account:

f	Prior year credit balance, if any		**9f**	0
g	Employer contributions. Total from column (b) of line 3		**9g**	127608168
		Outstanding balance		
h	Amortization credits as of valuation date	**9h** 332151136		66601912
i	Interest as applicable to end of plan year on lines 9f, 9g, and 9h		**9i**	9780450
j	Full funding limitation (FFL) and credits:			
	(1) ERISA FFL (accrued liability FFL)	**9j(1)** 1206055598		
	(2) "RPA '94" override (90% current liability FFL)	**9j(2)** 3231556905		
	(3) FFL credit		**9j(3)**	
k	**(1)** Waived funding deficiency		**9k(1)**	
	(2) Other credits		**9k(2)**	
l	Total credits. Add lines 9f through 9i, 9j(3), 9k(1), and 9k(2)		**9l**	203990530
m	Credit balance: If line 9l is greater than line 9e, enter the difference		**9m**	
n	Funding deficiency: If line 9e is greater than line 9l, enter the difference		**9n**	322007805

9o	Current year's accumulated reconciliation account:		
	(1) Due to waived funding deficiency accumulated prior to the 2021 plan year	**9o(1)**	0
	(2) Due to amortization bases extended and amortized using the interest rate under section 6621(b) of the Code:		
	(a) Reconciliation outstanding balance as of valuation date	**9o(2)(a)**	
	(b) Reconciliation amount (line 9c(3) balance minus line 9o(2)(a))	**9o(2)(b)**	
	(3) Total as of valuation date	**9o(3)**	0
10	Contribution necessary to avoid an accumulated funding deficiency. (See instructions.)	**10**	322007805
11	Has a change been made in the actuarial assumptions for the current plan year? If "Yes," see instructions		[X] Yes [ ] No

SCHEDULE C (Form 5500)	Service Provider Information	OMB No. 1210-0110
Department of the Treasury Internal Revenue Service Department of Labor Employee Benefits Security Administration Pension Benefit Guaranty Corporation	This schedule is required to be filed under section 104 of the Employee Retirement Income Security Act of 1974 (ERISA). ▶ **File as an attachment to Form 5500.**	**2021** **This Form is Open to Public Inspection.**

For calendar plan year 2021 or fiscal plan year beginning 01/01/2021 and ending 12/31/2021

A Name of plan
SHEET METAL WORKERS PENSION PLAN OF NORTHERN CALIFORNIA

B Three-digit plan number (PN) ▶ 001

C Plan sponsor's name as shown on line 2a of Form 5500
SHEET METAL WORKERS PENSION TRUST

D Employer Identification Number (EIN)
51-6115939

Part I Service Provider Information (see instructions)

You must complete this Part, in accordance with the instructions, to report the information required for **each person** who received, directly or indirectly, $5,000 or more in total compensation (i.e., money or anything else of monetary value) in connection with services rendered to the plan or the person's position with the plan during the plan year. If a person received **only** eligible indirect compensation for which the plan received the required disclosures, you are required to answer line 1 but are not required to include that person when completing the remainder of this Part.

1 Information on Persons Receiving Only Eligible Indirect Compensation

a Check "Yes" or "No" to indicate whether you are excluding a person from the remainder of this Part because they received only eligible indirect compensation for which the plan received the required disclosures (see instructions for definitions and conditions).. . . . . [X] Yes [ ] No

b If you answered line 1a "Yes," enter the name and EIN or address of each person providing the required disclosures for the service providers who received only eligible indirect compensation. Complete as many entries as needed (see instructions).

(b) Enter name and EIN or address of person who provided you disclosures on eligible indirect compensation

HARBOURVEST PARTNERS LP

74-3130888

(b) Enter name and EIN or address of person who provided you disclosures on eligible indirect compensation

HAMILTON LANE ADVISORS, LLC

23-2962336

(b) Enter name and EIN or address of person who provided you disclosures on eligible indirect compensation

WHITE OAK GLOBAL ADVISORS, LLC

26-0340395

(b) Enter name and EIN or address of person who provided you disclosures on eligible indirect compensation

WHITE OAK YIELD SPECTRUM PEER FUND

35-2583608

(b) Enter name and EIN or address of person who provided you disclosures on eligible indirect compensation

INVESCO PRIVATE CAPITAL, INC.

13-3725888

(b) Enter name and EIN or address of person who provided you disclosures on eligible indirect compensation

MC CREDIT PARTNERS, LP

46-2738205

(b) Enter name and EIN or address of person who provided you disclosures on eligible indirect compensation

AMERICAN FUNDS

P.O. BOX 6007
INDIANAPOLIS, IN 46206-6007

(b) Enter name and EIN or address of person who provided you disclosures on eligible indirect compensation

PARTNERS GROUP (USA), INC.

13-4118892

(b) Enter name and EIN or address of person who provided you disclosures on eligible indirect compensation

PA CAPITAL, LLC

54-1886751

(b) Enter name and EIN or address of person who provided you disclosures on eligible indirect compensation

GLOBAL TRUST COMPANY

26-3761443

(b) Enter name and EIN or address of person who provided you disclosures on eligible indirect compensation

(b) Enter name and EIN or address of person who provided you disclosures on eligible indirect compensation

2. Information on Other Service Providers Receiving Direct or Indirect Compensation. Except for those persons for whom you answered "Yes" to line 1a above, complete as many entries as needed to list each person receiving, directly or indirectly, $5,000 or more in total compensation (i.e., money or anything else of value) in connection with services rendered to the plan or their position with the plan during the plan year. (See instructions).

(a) Enter name and EIN or address (see instructions)

BENESYS, INC.

38-2383171

(b) Service Code(s)	(c) Relationship to employer, employee organization, or person known to be a party-in-interest	(d) Enter direct compensation paid by the plan. If none, enter -0-.	(e) Did service provider receive indirect compensation? (sources other than plan or plan sponsor)	(f) Did indirect compensation include eligible indirect compensation, for which the plan received the required disclosures?	(g) Enter total indirect compensation received by service provider excluding eligible indirect compensation for which you answered "Yes" to element (f). If none, enter -0-.	(h) Did the service provider give you a formula instead of an amount or estimated amount?
13 50	NONE	1540223	Yes [ ] No [X]	Yes [ ] No [ ]		Yes [ ] No [ ]

(a) Enter name and EIN or address (see instructions)

CENTARES OPPORTUNITIES, LLC

85-3550396

(b) Service Code(s)	(c) Relationship to employer, employee organization, or person known to be a party-in-interest	(d) Enter direct compensation paid by the plan. If none, enter -0-.	(e) Did service provider receive indirect compensation? (sources other than plan or plan sponsor)	(f) Did indirect compensation include eligible indirect compensation, for which the plan received the required disclosures?	(g) Enter total indirect compensation received by service provider excluding eligible indirect compensation for which you answered "Yes" to element (f). If none, enter -0-.	(h) Did the service provider give you a formula instead of an amount or estimated amount?
28 52 72	NONE	0	Yes [X] No [ ]	Yes [ ] No [X]	1113929	Yes [ ] No [X]

(a) Enter name and EIN or address (see instructions)

WASHINGTON CAPITAL MANAGEMENT, INC.

91-1042342

(b) Service Code(s)	(c) Relationship to employer, employee organization, or person known to be a party-in-interest	(d) Enter direct compensation paid by the plan. If none, enter -0-.	(e) Did service provider receive indirect compensation? (sources other than plan or plan sponsor)	(f) Did indirect compensation include eligible indirect compensation, for which the plan received the required disclosures?	(g) Enter total indirect compensation received by service provider excluding eligible indirect compensation for which you answered "Yes" to element (f). If none, enter -0-.	(h) Did the service provider give you a formula instead of an amount or estimated amount?
28 51	NONE	898235	Yes [ ] No [X]	Yes [ ] No [ ]		Yes [ ] No [ ]

2. Information on Other Service Providers Receiving Direct or Indirect Compensation. Except for those persons for whom you answered "Yes" to line 1a above, complete as many entries as needed to list each person receiving, directly or indirectly, $5,000 or more in total compensation (i.e., money or anything else of value) in connection with services rendered to the plan or their position with the plan during the plan year. (See instructions).

(a) Enter name and EIN or address (see instructions)

HORIZON ACTUARIAL SERVICES

26-1370698

(b) Service Code(s)	(c) Relationship to employer, employee organization, or person known to be a party-in-interest	(d) Enter direct compensation paid by the plan. If none, enter -0-.	(e) Did service provider receive indirect compensation? (sources other than plan or plan sponsor)	(f) Did indirect compensation include eligible indirect compensation, for which the plan received the required disclosures?	(g) Enter total indirect compensation received by service provider excluding eligible indirect compensation for which you answered "Yes" to element (f). If none, enter -0-.	(h) Did the service provider give you a formula instead of an amount or estimated amount?
11 17 50	NONE	840220	Yes ☐ No ☒	Yes ☐ No ☐		Yes ☐ No ☐

(a) Enter name and EIN or address (see instructions)

GRAYSTONE CONSULTING

36-3145972

(b) Service Code(s)	(c) Relationship to employer, employee organization, or person known to be a party-in-interest	(d) Enter direct compensation paid by the plan. If none, enter -0-.	(e) Did service provider receive indirect compensation? (sources other than plan or plan sponsor)	(f) Did indirect compensation include eligible indirect compensation, for which the plan received the required disclosures?	(g) Enter total indirect compensation received by service provider excluding eligible indirect compensation for which you answered "Yes" to element (f). If none, enter -0-.	(h) Did the service provider give you a formula instead of an amount or estimated amount?
27 31 33	NONE	734809	Yes ☐ No ☒	Yes ☐ No ☐		Yes ☐ No ☐

(a) Enter name and EIN or address (see instructions)

TRUCKER HUSS

94-3216063

(b) Service Code(s)	(c) Relationship to employer, employee organization, or person known to be a party-in-interest	(d) Enter direct compensation paid by the plan. If none, enter -0-.	(e) Did service provider receive indirect compensation? (sources other than plan or plan sponsor)	(f) Did indirect compensation include eligible indirect compensation, for which the plan received the required disclosures?	(g) Enter total indirect compensation received by service provider excluding eligible indirect compensation for which you answered "Yes" to element (f). If none, enter -0-.	(h) Did the service provider give you a formula instead of an amount or estimated amount?
29 50	NONE	623929	Yes ☐ No ☒	Yes ☐ No ☐		Yes ☐ No ☐

2. Information on Other Service Providers Receiving Direct or Indirect Compensation. Except for those persons for whom you answered "Yes" to line 1a above, complete as many entries as needed to list each person receiving, directly or indirectly, $5,000 or more in total compensation (i.e., money or anything else of value) in connection with services rendered to the plan or their position with the plan during the plan year. (See instructions).

(a) Enter name and EIN or address (see instructions)

LINDQUIST LLP

52-2385296

(b) Service Code(s)	(c) Relationship to employer, employee organization, or person known to be a party-in-interest	(d) Enter direct compensation paid by the plan. If none, enter -0-.	(e) Did service provider receive indirect compensation? (sources other than plan or plan sponsor)	(f) Did indirect compensation include eligible indirect compensation, for which the plan received the required disclosures?	(g) Enter total indirect compensation received by service provider excluding eligible indirect compensation for which you answered "Yes" to element (f). If none, enter -0-.	(h) Did the service provider give you a formula instead of an amount or estimated amount?
10 50	NONE	417297	Yes [ ] No [X]	Yes [ ] No [ ]		Yes [ ] No [ ]

(a) Enter name and EIN or address (see instructions)

DELAWARE

23-3061021

(b) Service Code(s)	(c) Relationship to employer, employee organization, or person known to be a party-in-interest	(d) Enter direct compensation paid by the plan. If none, enter -0-.	(e) Did service provider receive indirect compensation? (sources other than plan or plan sponsor)	(f) Did indirect compensation include eligible indirect compensation, for which the plan received the required disclosures?	(g) Enter total indirect compensation received by service provider excluding eligible indirect compensation for which you answered "Yes" to element (f). If none, enter -0-.	(h) Did the service provider give you a formula instead of an amount or estimated amount?
28 51	NONE	408833	Yes [ ] No [X]	Yes [ ] No [ ]		Yes [ ] No [ ]

(a) Enter name and EIN or address (see instructions)

CAUSEWAY

95-4861680

(b) Service Code(s)	(c) Relationship to employer, employee organization, or person known to be a party-in-interest	(d) Enter direct compensation paid by the plan. If none, enter -0-.	(e) Did service provider receive indirect compensation? (sources other than plan or plan sponsor)	(f) Did indirect compensation include eligible indirect compensation, for which the plan received the required disclosures?	(g) Enter total indirect compensation received by service provider excluding eligible indirect compensation for which you answered "Yes" to element (f). If none, enter -0-.	(h) Did the service provider give you a formula instead of an amount or estimated amount?
28 51	NONE	340510	Yes [ ] No [X]	Yes [ ] No [ ]		Yes [ ] No [ ]

2. Information on Other Service Providers Receiving Direct or Indirect Compensation. Except for those persons for whom you answered "Yes" to line 1a above, complete as many entries as needed to list each person receiving, directly or indirectly, $5,000 or more in total compensation (i.e., money or anything else of value) in connection with services rendered to the plan or their position with the plan during the plan year. (See instructions).

(a) Enter name and EIN or address (see instructions)

ZUCKERMAN SPAEDER LLP

52-1112263

(b) Service Code(s)	(c) Relationship to employer, employee organization, or person known to be a party-in-interest	(d) Enter direct compensation paid by the plan. If none, enter -0-.	(e) Did service provider receive indirect compensation? (sources other than plan or plan sponsor)	(f) Did indirect compensation include eligible indirect compensation, for which the plan received the required disclosures?	(g) Enter total indirect compensation received by service provider excluding eligible indirect compensation for which you answered "Yes" to element (f). If none, enter -0-.	(h) Did the service provider give you a formula instead of an amount or estimated amount?
29 50	NONE	302317	Yes ☐ No ☒	Yes ☐ No ☐		Yes ☐ No ☐

(a) Enter name and EIN or address (see instructions)

POLEN CAPITAL

26-0319356

(b) Service Code(s)	(c) Relationship to employer, employee organization, or person known to be a party-in-interest	(d) Enter direct compensation paid by the plan. If none, enter -0-.	(e) Did service provider receive indirect compensation? (sources other than plan or plan sponsor)	(f) Did indirect compensation include eligible indirect compensation, for which the plan received the required disclosures?	(g) Enter total indirect compensation received by service provider excluding eligible indirect compensation for which you answered "Yes" to element (f). If none, enter -0-.	(h) Did the service provider give you a formula instead of an amount or estimated amount?
28 51	NONE	300507	Yes ☐ No ☒	Yes ☐ No ☐		Yes ☐ No ☐

(a) Enter name and EIN or address (see instructions)

EARNEST

58-2386669

(b) Service Code(s)	(c) Relationship to employer, employee organization, or person known to be a party-in-interest	(d) Enter direct compensation paid by the plan. If none, enter -0-.	(e) Did service provider receive indirect compensation? (sources other than plan or plan sponsor)	(f) Did indirect compensation include eligible indirect compensation, for which the plan received the required disclosures?	(g) Enter total indirect compensation received by service provider excluding eligible indirect compensation for which you answered "Yes" to element (f). If none, enter -0-.	(h) Did the service provider give you a formula instead of an amount or estimated amount?
28 51	NONE	295826	Yes ☐ No ☒	Yes ☐ No ☐		Yes ☐ No ☐

2. Information on Other Service Providers Receiving Direct or Indirect Compensation. Except for those persons for whom you answered "Yes" to line 1a above, complete as many entries as needed to list each person receiving, directly or indirectly, $5,000 or more in total compensation (i.e., money or anything else of value) in connection with services rendered to the plan or their position with the plan during the plan year. (See instructions).

(a) Enter name and EIN or address (see instructions)

NORTHWEST PLAN SERVICES (NWPS)

91-2090931

(b) Service Code(s)	(c) Relationship to employer, employee organization, or person known to be a party-in-interest	(d) Enter direct compensation paid by the plan. If none, enter -0-.	(e) Did service provider receive indirect compensation? (sources other than plan or plan sponsor)	(f) Did indirect compensation include eligible indirect compensation, for which the plan received the required disclosures?	(g) Enter total indirect compensation received by service provider excluding eligible indirect compensation for which you answered "Yes" to element (f). If none, enter -0-.	(h) Did the service provider give you a formula instead of an amount or estimated amount?
11 17 50	NONE	265840	Yes ☐ No ☒	Yes ☐ No ☐		Yes ☐ No ☐

(a) Enter name and EIN or address (see instructions)

SLEVIN & HART

13-1819138

(b) Service Code(s)	(c) Relationship to employer, employee organization, or person known to be a party-in-interest	(d) Enter direct compensation paid by the plan. If none, enter -0-.	(e) Did service provider receive indirect compensation? (sources other than plan or plan sponsor)	(f) Did indirect compensation include eligible indirect compensation, for which the plan received the required disclosures?	(g) Enter total indirect compensation received by service provider excluding eligible indirect compensation for which you answered "Yes" to element (f). If none, enter -0-.	(h) Did the service provider give you a formula instead of an amount or estimated amount?
28 51	NONE	233248	Yes ☐ No ☒	Yes ☐ No ☐		Yes ☐ No ☐

(a) Enter name and EIN or address (see instructions)

SALTZMAN & JOHNSON LAW CORPORATION

94-2376174

(b) Service Code(s)	(c) Relationship to employer, employee organization, or person known to be a party-in-interest	(d) Enter direct compensation paid by the plan. If none, enter -0-.	(e) Did service provider receive indirect compensation? (sources other than plan or plan sponsor)	(f) Did indirect compensation include eligible indirect compensation, for which the plan received the required disclosures?	(g) Enter total indirect compensation received by service provider excluding eligible indirect compensation for which you answered "Yes" to element (f). If none, enter -0-.	(h) Did the service provider give you a formula instead of an amount or estimated amount?
29 50	NONE	217409	Yes ☐ No ☒	Yes ☐ No ☐		Yes ☐ No ☐

2. Information on Other Service Providers Receiving Direct or Indirect Compensation. Except for those persons for whom you answered "Yes" to line 1a above, complete as many entries as needed to list each person receiving, directly or indirectly, $5,000 or more in total compensation (i.e., money or anything else of value) in connection with services rendered to the plan or their position with the plan during the plan year. (See instructions).

(a) Enter name and EIN or address (see instructions)

CHARTWELL INVESTMENT PARTNERS

36-4776242

(b) Service Code(s)	(c) Relationship to employer, employee organization, or person known to be a party-in-interest	(d) Enter direct compensation paid by the plan. If none, enter -0-.	(e) Did service provider receive indirect compensation? (sources other than plan or plan sponsor)	(f) Did indirect compensation include eligible indirect compensation, for which the plan received the required disclosures?	(g) Enter total indirect compensation received by service provider excluding eligible indirect compensation for which you answered "Yes" to element (f). If none, enter -0-.	(h) Did the service provider give you a formula instead of an amount or estimated amount?
28 51	NONE	204100	Yes [ ] No [X]	Yes [ ] No [ ]		Yes [ ] No [ ]

(a) Enter name and EIN or address (see instructions)

COMERICA BANK

42-1741646

(b) Service Code(s)	(c) Relationship to employer, employee organization, or person known to be a party-in-interest	(d) Enter direct compensation paid by the plan. If none, enter -0-.	(e) Did service provider receive indirect compensation? (sources other than plan or plan sponsor)	(f) Did indirect compensation include eligible indirect compensation, for which the plan received the required disclosures?	(g) Enter total indirect compensation received by service provider excluding eligible indirect compensation for which you answered "Yes" to element (f). If none, enter -0-.	(h) Did the service provider give you a formula instead of an amount or estimated amount?
19 49 59 62 72	NONE	67905	Yes [X] No [ ]	Yes [ ] No [X]	123013	Yes [ ] No [X]

(a) Enter name and EIN or address (see instructions)

SAGE ADVISORY

74-2798841

(b) Service Code(s)	(c) Relationship to employer, employee organization, or person known to be a party-in-interest	(d) Enter direct compensation paid by the plan. If none, enter -0-.	(e) Did service provider receive indirect compensation? (sources other than plan or plan sponsor)	(f) Did indirect compensation include eligible indirect compensation, for which the plan received the required disclosures?	(g) Enter total indirect compensation received by service provider excluding eligible indirect compensation for which you answered "Yes" to element (f). If none, enter -0-.	(h) Did the service provider give you a formula instead of an amount or estimated amount?
28 51	NONE	160826	Yes [ ] No [X]	Yes [ ] No [ ]		Yes [ ] No [ ]

2. Information on Other Service Providers Receiving Direct or Indirect Compensation. Except for those persons for whom you answered "Yes" to line 1a above, complete as many entries as needed to list each person receiving, directly or indirectly, $5,000 or more in total compensation (i.e., money or anything else of value) in connection with services rendered to the plan or their position with the plan during the plan year. (See instructions).

(a) Enter name and EIN or address (see instructions)

NEYHART, ANDERSON, FLYNN & GROSBOLL

94-2576729

(b) Service Code(s)	(c) Relationship to employer, employee organization, or person known to be a party-in-interest	(d) Enter direct compensation paid by the plan. If none, enter -0-.	(e) Did service provider receive indirect compensation? (sources other than plan or plan sponsor)	(f) Did indirect compensation include eligible indirect compensation, for which the plan received the required disclosures?	(g) Enter total indirect compensation received by service provider excluding eligible indirect compensation for which you answered "Yes" to element (f). If none, enter -0-.	(h) Did the service provider give you a formula instead of an amount or estimated amount?
29 50	NONE	109937	Yes ☐ No ☒	Yes ☐ No ☐		Yes ☐ No ☐

(a) Enter name and EIN or address (see instructions)

LEGAL AND GENERAL

20-8058531

(b) Service Code(s)	(c) Relationship to employer, employee organization, or person known to be a party-in-interest	(d) Enter direct compensation paid by the plan. If none, enter -0-.	(e) Did service provider receive indirect compensation? (sources other than plan or plan sponsor)	(f) Did indirect compensation include eligible indirect compensation, for which the plan received the required disclosures?	(g) Enter total indirect compensation received by service provider excluding eligible indirect compensation for which you answered "Yes" to element (f). If none, enter -0-.	(h) Did the service provider give you a formula instead of an amount or estimated amount?
28 51	NONE	81519	Yes ☐ No ☒	Yes ☐ No ☐		Yes ☐ No ☐

(a) Enter name and EIN or address (see instructions)

UNION BANK

94-0304288

(b) Service Code(s)	(c) Relationship to employer, employee organization, or person known to be a party-in-interest	(d) Enter direct compensation paid by the plan. If none, enter -0-.	(e) Did service provider receive indirect compensation? (sources other than plan or plan sponsor)	(f) Did indirect compensation include eligible indirect compensation, for which the plan received the required disclosures?	(g) Enter total indirect compensation received by service provider excluding eligible indirect compensation for which you answered "Yes" to element (f). If none, enter -0-.	(h) Did the service provider give you a formula instead of an amount or estimated amount?
21 50	NONE	64475	Yes ☐ No ☒	Yes ☐ No ☐		Yes ☐ No ☐

2. Information on Other Service Providers Receiving Direct or Indirect Compensation. Except for those persons for whom you answered "Yes" to line 1a above, complete as many entries as needed to list each person receiving, directly or indirectly, $5,000 or more in total compensation (i.e., money or anything else of value) in connection with services rendered to the plan or their position with the plan during the plan year. (See instructions).

(a) Enter name and EIN or address (see instructions)

CONRAD METLITSKY KANE

81-1232193

(b) Service Code(s)	(c) Relationship to employer, employee organization, or person known to be a party-in-interest	(d) Enter direct compensation paid by the plan. If none, enter -0-.	(e) Did service provider receive indirect compensation? (sources other than plan or plan sponsor)	(f) Did indirect compensation include eligible indirect compensation, for which the plan received the required disclosures?	(g) Enter total indirect compensation received by service provider excluding eligible indirect compensation for which you answered "Yes" to element (f). If none, enter -0-.	(h) Did the service provider give you a formula instead of an amount or estimated amount?
28 51	NONE	46057	Yes [ ] No [X]	Yes [ ] No [ ]		Yes [ ] No [ ]

(a) Enter name and EIN or address (see instructions)

SMART SOURCE LLC

05-4210434

(b) Service Code(s)	(c) Relationship to employer, employee organization, or person known to be a party-in-interest	(d) Enter direct compensation paid by the plan. If none, enter -0-.	(e) Did service provider receive indirect compensation? (sources other than plan or plan sponsor)	(f) Did indirect compensation include eligible indirect compensation, for which the plan received the required disclosures?	(g) Enter total indirect compensation received by service provider excluding eligible indirect compensation for which you answered "Yes" to element (f). If none, enter -0-.	(h) Did the service provider give you a formula instead of an amount or estimated amount?
29 50	NONE	42502	Yes [ ] No [X]	Yes [ ] No [ ]		Yes [ ] No [ ]

(a) Enter name and EIN or address (see instructions)

MARSH & MCLENNAN AGENCY LLC

36-1436000

(b) Service Code(s)	(c) Relationship to employer, employee organization, or person known to be a party-in-interest	(d) Enter direct compensation paid by the plan. If none, enter -0-.	(e) Did service provider receive indirect compensation? (sources other than plan or plan sponsor)	(f) Did indirect compensation include eligible indirect compensation, for which the plan received the required disclosures?	(g) Enter total indirect compensation received by service provider excluding eligible indirect compensation for which you answered "Yes" to element (f). If none, enter -0-.	(h) Did the service provider give you a formula instead of an amount or estimated amount?
53	NONE	0	Yes [X] No [ ]	Yes [ ] No [X]	37712	Yes [ ] No [X]

2. Information on Other Service Providers Receiving Direct or Indirect Compensation. Except for those persons for whom you answered "Yes" to line 1a above, complete as many entries as needed to list each person receiving, directly or indirectly, $5,000 or more in total compensation (i.e., money or anything else of value) in connection with services rendered to the plan or their position with the plan during the plan year. (See instructions).

(a) Enter name and EIN or address (see instructions)

ELLIOTT SHRIFTMAN

87-3060028

(b) Service Code(s)	(c) Relationship to employer, employee organization, or person known to be a party-in-interest	(d) Enter direct compensation paid by the plan. If none, enter -0-.	(e) Did service provider receive indirect compensation? (sources other than plan or plan sponsor)	(f) Did indirect compensation include eligible indirect compensation, for which the plan received the required disclosures?	(g) Enter total indirect compensation received by service provider excluding eligible indirect compensation for which you answered "Yes" to element (f). If none, enter -0-.	(h) Did the service provider give you a formula instead of an amount or estimated amount?
29 50	NONE	37593	Yes [ ] No [X]	Yes [ ] No [ ]		Yes [ ] No [ ]

(a) Enter name and EIN or address (see instructions)

IRA F. JAFFE, ESQ

52-1259732

(b) Service Code(s)	(c) Relationship to employer, employee organization, or person known to be a party-in-interest	(d) Enter direct compensation paid by the plan. If none, enter -0-.	(e) Did service provider receive indirect compensation? (sources other than plan or plan sponsor)	(f) Did indirect compensation include eligible indirect compensation, for which the plan received the required disclosures?	(g) Enter total indirect compensation received by service provider excluding eligible indirect compensation for which you answered "Yes" to element (f). If none, enter -0-.	(h) Did the service provider give you a formula instead of an amount or estimated amount?
29 50	NONE	25000	Yes [ ] No [X]	Yes [ ] No [ ]		Yes [ ] No [ ]

(a) Enter name and EIN or address (see instructions)

IRON MOUNTAIN RECORD MANAGEMENT

04-3038590

(b) Service Code(s)	(c) Relationship to employer, employee organization, or person known to be a party-in-interest	(d) Enter direct compensation paid by the plan. If none, enter -0-.	(e) Did service provider receive indirect compensation? (sources other than plan or plan sponsor)	(f) Did indirect compensation include eligible indirect compensation, for which the plan received the required disclosures?	(g) Enter total indirect compensation received by service provider excluding eligible indirect compensation for which you answered "Yes" to element (f). If none, enter -0-.	(h) Did the service provider give you a formula instead of an amount or estimated amount?
49 50	NONE	23407	Yes [ ] No [X]	Yes [ ] No [ ]		Yes [ ] No [ ]

2. Information on Other Service Providers Receiving Direct or Indirect Compensation. Except for those persons for whom you answered "Yes" to line 1a above, complete as many entries as needed to list each person receiving, directly or indirectly, $5,000 or more in total compensation (i.e., money or anything else of value) in connection with services rendered to the plan or their position with the plan during the plan year. (See instructions).

(a) Enter name and EIN or address (see instructions)

LINCOLN INVESTMENT-CAPITAL ANALYST

23-1702591

(b) Service Code(s)	(c) Relationship to employer, employee organization, or person known to be a party-in-interest	(d) Enter direct compensation paid by the plan. If none, enter -0-.	(e) Did service provider receive indirect compensation? (sources other than plan or plan sponsor)	(f) Did indirect compensation include eligible indirect compensation, for which the plan received the required disclosures?	(g) Enter total indirect compensation received by service provider excluding eligible indirect compensation for which you answered "Yes" to element (f). If none, enter -0-.	(h) Did the service provider give you a formula instead of an amount or estimated amount?
16 50	NONE	22000	Yes ☐ No ☒	Yes ☐ No ☐		Yes ☐ No ☐

(a) Enter name and EIN or address (see instructions)

MAMMINI

47-0879697

(b) Service Code(s)	(c) Relationship to employer, employee organization, or person known to be a party-in-interest	(d) Enter direct compensation paid by the plan. If none, enter -0-.	(e) Did service provider receive indirect compensation? (sources other than plan or plan sponsor)	(f) Did indirect compensation include eligible indirect compensation, for which the plan received the required disclosures?	(g) Enter total indirect compensation received by service provider excluding eligible indirect compensation for which you answered "Yes" to element (f). If none, enter -0-.	(h) Did the service provider give you a formula instead of an amount or estimated amount?
16 27 50 51	NONE	22000	Yes ☐ No ☒	Yes ☐ No ☐		Yes ☐ No ☐

(a) Enter name and EIN or address (see instructions)

VERITEXT

101 MONTGOMERY ST., SUITE 450
SAN FRANCISCO, CA 94104

(b) Service Code(s)	(c) Relationship to employer, employee organization, or person known to be a party-in-interest	(d) Enter direct compensation paid by the plan. If none, enter -0-.	(e) Did service provider receive indirect compensation? (sources other than plan or plan sponsor)	(f) Did indirect compensation include eligible indirect compensation, for which the plan received the required disclosures?	(g) Enter total indirect compensation received by service provider excluding eligible indirect compensation for which you answered "Yes" to element (f). If none, enter -0-.	(h) Did the service provider give you a formula instead of an amount or estimated amount?
29 50	NONE	15700	Yes ☐ No ☒	Yes ☐ No ☐		Yes ☐ No ☐

2. Information on Other Service Providers Receiving Direct or Indirect Compensation. Except for those persons for whom you answered "Yes" to line 1a above, complete as many entries as needed to list each person receiving, directly or indirectly, $5,000 or more in total compensation (i.e., money or anything else of value) in connection with services rendered to the plan or their position with the plan during the plan year. (See instructions).

(a) Enter name and EIN or address (see instructions)

QUICKRUNNER, INC.

68-0355504

(b) Service Code(s)	(c) Relationship to employer, employee organization, or person known to be a party-in-interest	(d) Enter direct compensation paid by the plan. If none, enter -0-.	(e) Did service provider receive indirect compensation? (sources other than plan or plan sponsor)	(f) Did indirect compensation include eligible indirect compensation, for which the plan received the required disclosures?	(g) Enter total indirect compensation received by service provider excluding eligible indirect compensation for which you answered "Yes" to element (f). If none, enter -0-.	(h) Did the service provider give you a formula instead of an amount or estimated amount?
29 50	NONE	5037	Yes ☐ No ☒	Yes ☐ No ☐		Yes ☐ No ☐

(a) Enter name and EIN or address (see instructions)

(b) Service Code(s)	(c) Relationship to employer, employee organization, or person known to be a party-in-interest	(d) Enter direct compensation paid by the plan. If none, enter -0-.	(e) Did service provider receive indirect compensation? (sources other than plan or plan sponsor)	(f) Did indirect compensation include eligible indirect compensation, for which the plan received the required disclosures?	(g) Enter total indirect compensation received by service provider excluding eligible indirect compensation for which you answered "Yes" to element (f). If none, enter -0-.	(h) Did the service provider give you a formula instead of an amount or estimated amount?
			Yes ☐ No ☐	Yes ☐ No ☐		Yes ☐ No ☐

(a) Enter name and EIN or address (see instructions)

(b) Service Code(s)	(c) Relationship to employer, employee organization, or person known to be a party-in-interest	(d) Enter direct compensation paid by the plan. If none, enter -0-.	(e) Did service provider receive indirect compensation? (sources other than plan or plan sponsor)	(f) Did indirect compensation include eligible indirect compensation, for which the plan received the required disclosures?	(g) Enter total indirect compensation received by service provider excluding eligible indirect compensation for which you answered "Yes" to element (f). If none, enter -0-.	(h) Did the service provider give you a formula instead of an amount or estimated amount?
			Yes ☐ No ☐	Yes ☐ No ☐		Yes ☐ No ☐

Part I Service Provider Information (continued)

3. If you reported on line 2 receipt of indirect compensation, other than eligible indirect compensation, by a service provider, and the service provider is a fiduciary or provides contract administrator, consulting, custodial, investment advisory, investment management, broker, or recordkeeping services, answer the following questions for (a) each source from whom the service provider received $1,000 or more in indirect compensation and (b) each source for whom the service provider gave you a formula used to determine the indirect compensation instead of an amount or estimated amount of the indirect compensation. Complete as many entries as needed to report the required information for each source.

(a) Enter service provider name as it appears on line 2	**(b)** Service Codes (see instructions)	**(c)** Enter amount of indirect compensation
MARSH & MCLENNAN AGENCY LLC	53	3892

(d) Enter name and EIN (address) of source of indirect compensation	**(e)** Describe the indirect compensation, including any formula used to determine the service provider's eligibility for or the amount of the indirect compensation.
CHUBB GROUP 13-1963496	COMMISSIONS RECEIVED ON INSURANCE POLICIES PLACED THROUGH SERVICE PROVIDER AND PAID BY THE RESPECTIVE INSURANCE COMPANIES.

(a) Enter service provider name as it appears on line 2	**(b)** Service Codes (see instructions)	**(c)** Enter amount of indirect compensation
MARSH & MCLENNAN AGENCY LLC	53	2201

(d) Enter name and EIN (address) of source of indirect compensation	**(e)** Describe the indirect compensation, including any formula used to determine the service provider's eligibility for or the amount of the indirect compensation.
TRAVELERS CASUALTY INSURANCE 36-2719165	COMMISSIONS RECEIVED ON INSURANCE POLICIES PLACED THROUGH SERVICE PROVIDER AND PAID BY THE RESPECTIVE INSURANCE COMPANIES.

(a) Enter service provider name as it appears on line 2	**(b)** Service Codes (see instructions)	**(c)** Enter amount of indirect compensation
COMERICA BANK	72	123013

(d) Enter name and EIN (address) of source of indirect compensation	**(e)** Describe the indirect compensation, including any formula used to determine the service provider's eligibility for or the amount of the indirect compensation.
COMERICA SHORT TERM INV FUND 411 W. LAFAYETTE DETROIT, MI 48226	INDIRECT COMPENSATION INCLUDES SWEEP FEES OR FUND LEVEL FEES ON A 360-DAY BASIS ON CASH EQUIVALENT VEHICLES RECEIVED ON SHORT TERM INVESTMENT FUNDS INVESTED ON BEHALF OF THE PLAN.

Part I Service Provider Information (continued)

3. If you reported on line 2 receipt of indirect compensation, other than eligible indirect compensation, by a service provider, and the service provider is a fiduciary or provides contract administrator, consulting, custodial, investment advisory, investment management, broker, or recordkeeping services, answer the following questions for (a) each source from whom the service provider received $1,000 or more in indirect compensation and (b) each source for whom the service provider gave you a formula used to determine the indirect compensation instead of an amount or estimated amount of the indirect compensation. Complete as many entries as needed to report the required information for each source.

(a) Enter service provider name as it appears on line 2	**(b)** Service Codes (see instructions)	**(c)** Enter amount of indirect compensation
CENTARES OPPORTUNITIES, LLC	52	1113929

(d) Enter name and EIN (address) of source of indirect compensation	**(e)** Describe the indirect compensation, including any formula used to determine the service provider's eligibility for or the amount of the indirect compensation.
CK OPPORTUNITIES OFFSHORE FU 95-1557667	INVESTMENT MANAGEMENT FEE AND PERFORMANCE FEE PER FORMULA.

(a) Enter service provider name as it appears on line 2	**(b)** Service Codes (see instructions)	**(c)** Enter amount of indirect compensation
MARSH & MCLENNAN AGENCY LLC	53	1316

(d) Enter name and EIN (address) of source of indirect compensation	**(e)** Describe the indirect compensation, including any formula used to determine the service provider's eligibility for or the amount of the indirect compensation.
AMWINS 13-4279678	COMMISSIONS RECEIVED ON INSURANCE POLICIES PLACED THROUGH SERVICE PROVIDER AND PAID BY THE RESPECTIVE INSURANCE COMPANIES.

(a) Enter service provider name as it appears on line 2	**(b)** Service Codes (see instructions)	**(c)** Enter amount of indirect compensation
MARSH & MCLENNAN AGENCY LLC	53	5165

(d) Enter name and EIN (address) of source of indirect compensation	**(e)** Describe the indirect compensation, including any formula used to determine the service provider's eligibility for or the amount of the indirect compensation.
MARKEL 54-1398877	COMMISSIONS RECEIVED ON INSURANCE POLICIES PLACED THROUGH SERVICE PROVIDER AND PAID BY THE RESPECTIVE INSURANCE COMPANIES.

Part I Service Provider Information (continued)

3. If you reported on line 2 receipt of indirect compensation, other than eligible indirect compensation, by a service provider, and the service provider is a fiduciary or provides contract administrator, consulting, custodial, investment advisory, investment management, broker, or recordkeeping services, answer the following questions for (a) each source from whom the service provider received $1,000 or more in indirect compensation and (b) each source for whom the service provider gave you a formula used to determine the indirect compensation instead of an amount or estimated amount of the indirect compensation. Complete as many entries as needed to report the required information for each source.

(a) Enter service provider name as it appears on line 2	**(b)** Service Codes (see instructions)	**(c)** Enter amount of indirect compensation
MARSH & MCLENNAN AGENCY LLC	53	25138

(d) Enter name and EIN (address) of source of indirect compensation	**(e)** Describe the indirect compensation, including any formula used to determine the service provider's eligibility for or the amount of the indirect compensation.
HUDSON 13-5150451	COMMISSIONS RECEIVED ON INSURANCE POLICIES PLACED THROUGH SERVICE PROVIDER AND PAID BY THE RESPECTIVE INSURANCE COMPANIES

(a) Enter service provider name as it appears on line 2	**(b)** Service Codes (see instructions)	**(c)** Enter amount of indirect compensation

(d) Enter name and EIN (address) of source of indirect compensation	**(e)** Describe the indirect compensation, including any formula used to determine the service provider's eligibility for or the amount of the indirect compensation.

(a) Enter service provider name as it appears on line 2	**(b)** Service Codes (see instructions)	**(c)** Enter amount of indirect compensation

(d) Enter name and EIN (address) of source of indirect compensation	**(e)** Describe the indirect compensation, including any formula used to determine the service provider's eligibility for or the amount of the indirect compensation.

Part II Service Providers Who Fail or Refuse to Provide Information

4 Provide, to the extent possible, the following information for each service provider who failed or refused to provide the information necessary to complete this Schedule.

(a) Enter name and EIN or address of service provider (see instructions)	(b) Nature of Service Code(s)	(c) Describe the information that the service provider failed or refused to provide
VERITEXT 101 MONTGOMERY ST., SUITE 450 SAN FRANCISCO, CA 94104	28	SERVICE PROVIDER DID NOT PROVIDE AMOUNT OF INDIRECT COMPENSATION RECEIVED, IF ANY.

(a) Enter name and EIN or address of service provider (see instructions)	(b) Nature of Service Code(s)	(c) Describe the information that the service provider failed or refused to provide

(a) Enter name and EIN or address of service provider (see instructions)	(b) Nature of Service Code(s)	(c) Describe the information that the service provider failed or refused to provide

(a) Enter name and EIN or address of service provider (see instructions)	(b) Nature of Service Code(s)	(c) Describe the information that the service provider failed or refused to provide

(a) Enter name and EIN or address of service provider (see instructions)	(b) Nature of Service Code(s)	(c) Describe the information that the service provider failed or refused to provide

(a) Enter name and EIN or address of service provider (see instructions)	(b) Nature of Service Code(s)	(c) Describe the information that the service provider failed or refused to provide

Part III	**Termination Information on Accountants and Enrolled Actuaries (see instructions)** (complete as many entries as needed)

a Name:

b EIN:

c Position:

d Address:

e Telephone:

Explanation:

a Name:

b EIN:

c Position:

d Address:

e Telephone:

Explanation:

a Name:

b EIN:

c Position:

d Address:

e Telephone:

Explanation:

a Name:

b EIN:

c Position:

d Address:

e Telephone:

Explanation:

a Name:

b EIN:

c Position:

d Address:

e Telephone:

Explanation:

SCHEDULE D (Form 5500)

Department of the Treasury
Internal Revenue Service

Department of Labor
Employee Benefits Security Administration

DFE/Participating Plan Information

This schedule is required to be filed under section 104 of the Employee Retirement Income Security Act of 1974 (ERISA).

▶ **File as an attachment to Form 5500.**

OMB No. 1210-0110

2021

This Form is Open to Public Inspection.

For calendar plan year 2021 or fiscal plan year beginning 01/01/2021 and ending 12/31/2021

A Name of plan
SHEET METAL WORKERS PENSION PLAN OF NORTHERN CALIFORNIA

B Three-digit plan number (PN) ▶ 001

C Plan or DFE sponsor's name as shown on line 2a of Form 5500
SHEET METAL WORKERS PENSION TRUST

D Employer Identification Number (EIN)
51-6115939

Part I **Information on interests in MTIAs, CCTs, PSAs, and 103-12 IEs (to be completed by plans and DFEs)**
(Complete as many entries as needed to report all interests in DFEs)

a Name of MTIA, CCT, PSA, or 103-12 IE: LEGAL & GENERAL S&P 400 CIT FUND

b Name of sponsor of entity listed in (a): RELIANCE TRUST COMPANY OF DELAWARE

c EIN-PN	**d** Entity code	**e** Dollar value of interest in MTIA, CCT, PSA, or 103-12 IE at end of year (see instructions)
35-7085469-004	C	29757600

a Name of MTIA, CCT, PSA, or 103-12 IE: LEGAL & GENERAL S&P 600 CIT FUND

b Name of sponsor of entity listed in (a): RELIANCE TRUST COMPANY OF DELAWARE

c EIN-PN	**d** Entity code	**e** Dollar value of interest in MTIA, CCT, PSA, or 103-12 IE at end of year (see instructions)
35-7085469-009	C	33471033

a Name of MTIA, CCT, PSA, or 103-12 IE: LEGAL & GENERAL MSCI ACWI EX US CIT

b Name of sponsor of entity listed in (a): RELIANCE TRUST COMPANY OF DELAWARE

c EIN-PN	**d** Entity code	**e** Dollar value of interest in MTIA, CCT, PSA, or 103-12 IE at end of year (see instructions)
35-7085469-010	C	97577207

a Name of MTIA, CCT, PSA, or 103-12 IE: LEGAL & GENERAL S&P 500 CIT FUND

b Name of sponsor of entity listed in (a): RELIANCE TRUST COMPANY OF DELAWARE

c EIN-PN	**d** Entity code	**e** Dollar value of interest in MTIA, CCT, PSA, or 103-12 IE at end of year (see instructions)
35-7085469-005	C	234085551

a Name of MTIA, CCT, PSA, or 103-12 IE: WASHINGTON CAPITAL JOINT MASTER TRU

b Name of sponsor of entity listed in (a): WASHINGTON CAPITAL MANAGEMENT INC.

c EIN-PN	**d** Entity code	**e** Dollar value of interest in MTIA, CCT, PSA, or 103-12 IE at end of year (see instructions)
91-1163419-001	E	92723505

a Name of MTIA, CCT, PSA, or 103-12 IE: VICTORY TRIVALENT INTERNATIONAL SMA

b Name of sponsor of entity listed in (a): GLOBAL TRUST COMPANY

c EIN-PN	**d** Entity code	**e** Dollar value of interest in MTIA, CCT, PSA, or 103-12 IE at end of year (see instructions)
80-6249702-006	C	34392909

a Name of MTIA, CCT, PSA, or 103-12 IE:

b Name of sponsor of entity listed in (a):

c EIN-PN	**d** Entity code	**e** Dollar value of interest in MTIA, CCT, PSA, or 103-12 IE at end of year (see instructions)

a Name of MTIA, CCT, PSA, or 103-12 IE:

b Name of sponsor of entity listed in (a):

c EIN-PN	**d** Entity code	**e** Dollar value of interest in MTIA, CCT, PSA, or 103-12 IE at end of year (see instructions)

a Name of MTIA, CCT, PSA, or 103-12 IE:

b Name of sponsor of entity listed in (a):

c EIN-PN	**d** Entity code	**e** Dollar value of interest in MTIA, CCT, PSA, or 103-12 IE at end of year (see instructions)

a Name of MTIA, CCT, PSA, or 103-12 IE:

b Name of sponsor of entity listed in (a):

c EIN-PN	**d** Entity code	**e** Dollar value of interest in MTIA, CCT, PSA, or 103-12 IE at end of year (see instructions)

a Name of MTIA, CCT, PSA, or 103-12 IE:

b Name of sponsor of entity listed in (a):

c EIN-PN	**d** Entity code	**e** Dollar value of interest in MTIA, CCT, PSA, or 103-12 IE at end of year (see instructions)

a Name of MTIA, CCT, PSA, or 103-12 IE:

b Name of sponsor of entity listed in (a):

c EIN-PN	**d** Entity code	**e** Dollar value of interest in MTIA, CCT, PSA, or 103-12 IE at end of year (see instructions)

a Name of MTIA, CCT, PSA, or 103-12 IE:

b Name of sponsor of entity listed in (a):

c EIN-PN	**d** Entity code	**e** Dollar value of interest in MTIA, CCT, PSA, or 103-12 IE at end of year (see instructions)

a Name of MTIA, CCT, PSA, or 103-12 IE:

b Name of sponsor of entity listed in (a):

c EIN-PN	**d** Entity code	**e** Dollar value of interest in MTIA, CCT, PSA, or 103-12 IE at end of year (see instructions)

a Name of MTIA, CCT, PSA, or 103-12 IE:

b Name of sponsor of entity listed in (a):

c EIN-PN	**d** Entity code	**e** Dollar value of interest in MTIA, CCT, PSA, or 103-12 IE at end of year (see instructions)

a Name of MTIA, CCT, PSA, or 103-12 IE:

b Name of sponsor of entity listed in (a):

c EIN-PN	**d** Entity code	**e** Dollar value of interest in MTIA, CCT, PSA, or 103-12 IE at end of year (see instructions)

a Name of MTIA, CCT, PSA, or 103-12 IE:

b Name of sponsor of entity listed in (a):

c EIN-PN	**d** Entity code	**e** Dollar value of interest in MTIA, CCT, PSA, or 103-12 IE at end of year (see instructions)

a Name of MTIA, CCT, PSA, or 103-12 IE:

b Name of sponsor of entity listed in (a):

c EIN-PN	**d** Entity code	**e** Dollar value of interest in MTIA, CCT, PSA, or 103-12 IE at end of year (see instructions)

Part II **Information on Participating Plans (to be completed by DFEs)**
(Complete as many entries as needed to report all participating plans)

a Plan name	
b Name of plan sponsor	**c** EIN-PN
a Plan name	
b Name of plan sponsor	**c** EIN-PN
a Plan name	
b Name of plan sponsor	**c** EIN-PN
a Plan name	
b Name of plan sponsor	**c** EIN-PN
a Plan name	
b Name of plan sponsor	**c** EIN-PN
a Plan name	
b Name of plan sponsor	**c** EIN-PN
a Plan name	
b Name of plan sponsor	**c** EIN-PN
a Plan name	
b Name of plan sponsor	**c** EIN-PN
a Plan name	
b Name of plan sponsor	**c** EIN-PN
a Plan name	
b Name of plan sponsor	**c** EIN-PN
a Plan name	
b Name of plan sponsor	**c** EIN-PN
a Plan name	
b Name of plan sponsor	**c** EIN-PN
a Plan name	
b Name of plan sponsor	**c** EIN-PN

SCHEDULE H (Form 5500)

Department of the Treasury
Internal Revenue Service

Department of Labor
Employee Benefits Security Administration

Pension Benefit Guaranty Corporation

Financial Information

This schedule is required to be filed under section 104 of the Employee Retirement Income Security Act of 1974 (ERISA), and section 6058(a) of the Internal Revenue Code (the Code).

▶ **File as an attachment to Form 5500.**

OMB No. 1210-0110

2021

This Form is Open to Public Inspection

For calendar plan year 2021 or fiscal plan year beginning 01/01/2021 and ending 12/31/2021

A Name of plan
SHEET METAL WORKERS PENSION PLAN OF NORTHERN CALIFORNIA

B Three-digit plan number (PN) ▶ 001

C Plan sponsor's name as shown on line 2a of Form 5500
SHEET METAL WORKERS PENSION TRUST

D Employer Identification Number (EIN)
51-6115939

Part I Asset and Liability Statement

1 Current value of plan assets and liabilities at the beginning and end of the plan year. Combine the value of plan assets held in more than one trust. Report the value of the plan's interest in a commingled fund containing the assets of more than one plan on a line-by-line basis unless the value is reportable on lines 1c(9) through 1c(14). Do not enter the value of that portion of an insurance contract which guarantees, during this plan year, to pay a specific dollar benefit at a future date. **Round off amounts to the nearest dollar.** MTIAs, CCTs, PSAs, and 103-12 IEs do not complete lines 1b(1), 1b(2), 1c(8), 1g, 1h, and 1i. CCTs, PSAs, and 103-12 IEs also do not complete lines 1d and 1e. See instructions.

Assets		(a) Beginning of Year	(b) End of Year
a Total noninterest-bearing cash	1a		
b Receivables (less allowance for doubtful accounts):			
(1) Employer contributions	1b(1)	10936104	10893986
(2) Participant contributions	1b(2)		
(3) Other	1b(3)	15279477	36746440
c General investments:			
(1) Interest-bearing cash (include money market accounts & certificates of deposit)	1c(1)	120800994	169781849
(2) U.S. Government securities	1c(2)	42976697	36065581
(3) Corporate debt instruments (other than employer securities):			
(A) Preferred	1c(3)(A)	88693927	116175664
(B) All other	1c(3)(B)	1161677	850805
(4) Corporate stocks (other than employer securities):			
(A) Preferred	1c(4)(A)	1056986	901359
(B) Common	1c(4)(B)	342708243	458526326
(5) Partnership/joint venture interests	1c(5)	185322191	202586082
(6) Real estate (other than employer real property)	1c(6)	3510000	
(7) Loans (other than to participants)	1c(7)		
(8) Participant loans	1c(8)		
(9) Value of interest in common/collective trusts	1c(9)	457457411	429284300
(10) Value of interest in pooled separate accounts	1c(10)		
(11) Value of interest in master trust investment accounts	1c(11)		
(12) Value of interest in 103-12 investment entities	1c(12)	80827085	92723505
(13) Value of interest in registered investment companies (e.g., mutual funds)	1c(13)	43221437	34342420
(14) Value of funds held in insurance company general account (unallocated contracts)	1c(14)		
(15) Other	1c(15)	31206911	36473686

			(a) Beginning of Year	**(b)** End of Year
1d	Employer-related investments:			
	(1) Employer securities	1d(1)		
	(2) Employer real property	1d(2)		
e	Buildings and other property used in plan operation	1e		
f	Total assets (add all amounts in lines 1a through 1e)	1f	1425159140	1625352003
	Liabilities			
g	Benefit claims payable	1g		
h	Operating payables	1h	1945094	4224026
i	Acquisition indebtedness	1i		
j	Other liabilities	1j	29299997	48226555
k	Total liabilities (add all amounts in lines 1g through1j)	1k	31245091	52450581
	Net Assets			
l	Net assets (subtract line 1k from line 1f)	1l	1393914049	1572901422

Part II Income and Expense Statement

2 Plan income, expenses, and changes in net assets for the year. Include all income and expenses of the plan, including any trust(s) or separately maintained fund(s) and any payments/receipts to/from insurance carriers. Round off amounts to the nearest dollar. MTIAs, CCTs, PSAs, and 103-12 IEs do not complete lines 2a, 2b(1)(E), 2e, 2f, and 2g.

	Income		**(a)** Amount	**(b)** Total
a	**Contributions:**			
	(1) Received or receivable in cash from: **(A)** Employers	2a(1)(A)	127608168	
	(B) Participants	2a(1)(B)		
	(C) Others (including rollovers)	2a(1)(C)		
	(2) Noncash contributions	2a(2)		
	(3) Total contributions. Add lines **2a(1)(A), (B), (C),** and line **2a(2)**	2a(3)		127608168
b	**Earnings on investments:**			
	(1) Interest:			
	(A) Interest-bearing cash (including money market accounts and certificates of deposit)	2b(1)(A)	172790	
	(B) U.S. Government securities	2b(1)(B)	1261883	
	(C) Corporate debt instruments	2b(1)(C)	4442542	
	(D) Loans (other than to participants)	2b(1)(D)		
	(E) Participant loans	2b(1)(E)		
	(F) Other	2b(1)(F)	6658002	
	(G) Total interest. Add lines **2b(1)(A)** through **(F)**	2b(1)(G)		12535217
	(2) Dividends: **(A)** Preferred stock	2b(2)(A)	52730	
	(B) Common stock	2b(2)(B)	6284634	
	(C) Registered investment company shares (e.g. mutual funds)	2b(2)(C)	3250669	
	(D) Total dividends. Add lines **2b(2)(A)**, **(B)**, and **(C)**	2b(2)(D)		9588033
	(3) Rents	2b(3)		
	(4) Net gain (loss) on sale of assets: **(A)** Aggregate proceeds	2b(4)(A)	408424484	
	(B) Aggregate carrying amount (see instructions)	2b(4)(B)	384363232	
	(C) Subtract line **2b(4)(B)** from line **2b(4)(A)** and enter result	2b(4)(C)		24061252
	(5) Unrealized appreciation (depreciation) of assets: **(A)** Real estate	2b(5)(A)		
	(B) Other	2b(5)(B)	145226781	
	(C) Total unrealized appreciation of assets. Add lines **2b(5)(A)** and **(B)**	2b(5)(C)		145226781

		(a) Amount	(b) Total
(6) Net investment gain (loss) from common/collective trusts	2b(6)		9206698
(7) Net investment gain (loss) from pooled separate accounts	2b(7)		
(8) Net investment gain (loss) from master trust investment accounts	2b(8)		
(9) Net investment gain (loss) from 103-12 investment entities	2b(9)		11896420
(10) Net investment gain (loss) from registered investment companies (e.g., mutual funds)	2b(10)		9766733
c Other income	2c		10364283
d Total income. Add all **income** amounts in column (b) and enter total	2d		360253585
Expenses			
e Benefit payment and payments to provide benefits:			
(1) Directly to participants or beneficiaries, including direct rollovers	2e(1)	171068565	
(2) To insurance carriers for the provision of benefits	2e(2)		
(3) Other	2e(3)		
(4) Total benefit payments. Add lines **2e(1)** through **(3)**	2e(4)		171068565
f Corrective distributions (see instructions)	2f		
g Certain deemed distributions of participant loans (see instructions)	2g		
h Interest expense	2h		0
i Administrative expenses: (1) Professional fees	2i(1)	3386792	
(2) Contract administrator fees	2i(2)	1521320	
(3) Investment advisory and management fees	2i(3)	4512425	
(4) Other	2i(4)	777110	
(5) Total administrative expenses. Add lines **2i(1)** through **(4)**	2i(5)		10197647
j Total expenses. Add all **expense** amounts in column (b) and enter total	2j		181266212
Net Income and Reconciliation			
k Net income (loss). Subtract line **2j** from line **2d**	2k		178987373
l Transfers of assets:			
(1) To this plan	2l(1)		
(2) From this plan	2l(2)		

Part III Accountant's Opinion

3 Complete lines 3a through 3c if the opinion of an independent qualified public accountant is attached to this Form 5500. Complete line 3d if an opinion is not attached.

a The attached opinion of an independent qualified public accountant for this plan is (see instructions):

(1) [X] Unmodified **(2)** [ ] Qualified **(3)** [ ] Disclaimer **(4)** [ ] Adverse

b Check the appropriate box(es) to indicate whether the IQPA performed an ERISA section 103(a)(3)(C) audit. Check both boxes (1) and (2) if the audit was performed pursuant to both 29 CFR 2520.103-8 and 29 CFR 2520.103-12(d). Check box (3) if pursuant to neither.

(1) [ ] DOL Regulation 2520.103-8 **(2)** [ ] DOL Regulation 2520.103-12(d) **(3)** [X] neither DOL Regulation 2520.103-8 nor DOL Regulation 2520.103-12(d).

c Enter the name and EIN of the accountant (or accounting firm) below:

(1) Name: WITHUMSMITH+BROWN, PC **(2)** EIN: 22-2027092

d The opinion of an independent qualified public accountant is **not attached** because:

(1) [ ] This form is filed for a CCT, PSA, or MTIA. **(2)** [ ] It will be attached to the next Form 5500 pursuant to 29 CFR 2520.104-50.

Part IV Compliance Questions

4 CCTs and PSAs do not complete Part IV. MTIAs, 103-12 IEs, and GIAs do not complete lines 4a, 4e, 4f, 4g, 4h, 4k, 4m, 4n, or 5. 103-12 IEs also do not complete lines 4j and 4l. MTIAs also do not complete line 4l.

During the plan year:

		Yes	No	Amount
a Was there a failure to transmit to the plan any participant contributions within the time period described in 29 CFR 2510.3-102? Continue to answer "Yes" for any prior year failures until fully corrected. (See instructions and DOL's Voluntary Fiduciary Correction Program.)	4a		X	

			Yes	No	Amount
b	Were any loans by the plan or fixed income obligations due the plan in default as of the close of the plan year or classified during the year as uncollectible? Disregard participant loans secured by participant's account balance. (Attach Schedule G (Form 5500) Part I if "Yes" is checked.)	**4b**		X	
c	Were any leases to which the plan was a party in default or classified during the year as uncollectible? (Attach Schedule G (Form 5500) Part II if "Yes" is checked.)	**4c**		X	
d	Were there any nonexempt transactions with any party-in-interest? (Do not include transactions reported on line 4a. Attach Schedule G (Form 5500) Part III if "Yes" is checked.)	**4d**		X	
e	Was this plan covered by a fidelity bond?	**4e**	X		1000000
f	Did the plan have a loss, whether or not reimbursed by the plan's fidelity bond, that was caused by fraud or dishonesty?	**4f**		X	
g	Did the plan hold any assets whose current value was neither readily determinable on an established market nor set by an independent third party appraiser?	**4g**		X	
h	Did the plan receive any noncash contributions whose value was neither readily determinable on an established market nor set by an independent third party appraiser?	**4h**		X	
i	Did the plan have assets held for investment? (Attach schedule(s) of assets if "Yes" is checked, and see instructions for format requirements.)	**4i**	X		
j	Were any plan transactions or series of transactions in excess of 5% of the current value of plan assets? (Attach schedule of transactions if "Yes" is checked and see instructions for format requirements.)	**4j**		X	
k	Were all the plan assets either distributed to participants or beneficiaries, transferred to another plan, or brought under the control of the PBGC?	**4k**		X	
l	Has the plan failed to provide any benefit when due under the plan?	**4l**		X	
m	If this is an individual account plan, was there a blackout period? (See instructions and 29 CFR 2520.101-3.)	**4m**			
n	If 4m was answered "Yes," check the "Yes" box if you either provided the required notice or one of the exceptions to providing the notice applied under 29 CFR 2520.101-3	**4n**			

5a Has a resolution to terminate the plan been adopted during the plan year or any prior plan year? ☐ Yes ☒ No

If "Yes," enter the amount of any plan assets that reverted to the employer this year _____.

5b If, during this plan year, any assets or liabilities were transferred from this plan to another plan(s), identify the plan(s) to which assets or liabilities were transferred. (See instructions.)

5b(1) Name of plan(s)	**5b(2)** EIN(s)	**5b(3)** PN(s)

5c Was the plan a defined benefit plan covered under the PBGC insurance program at any time during this plan year? (See ERISA section 4021 and instructions.) ☒ Yes ☐ No ☐ Not determined

If "Yes" is checked, enter the My PAA confirmation number from the PBGC premium filing for this plan year 483145.

SCHEDULE R (Form 5500)

Department of the Treasury
Internal Revenue Service

Department of Labor
Employee Benefits Security Administration

Pension Benefit Guaranty Corporation

Retirement Plan Information

This schedule is required to be filed under sections 104 and 4065 of the Employee Retirement Income Security Act of 1974 (ERISA) and section 6058(a) of the Internal Revenue Code (the Code).

▶ **File as an attachment to Form 5500.**

OMB No. 1210-0110

2021

This Form is Open to Public Inspection.

For calendar plan year 2021 or fiscal plan year beginning 01/01/2021 and ending 12/31/2021

A Name of plan
SHEET METAL WORKERS PENSION PLAN OF NORTHERN CALIFORNIA

B Three-digit plan number (PN) ▶ 001

C Plan sponsor's name as shown on line 2a of Form 5500
SHEET METAL WORKERS PENSION TRUST

D Employer Identification Number (EIN)
51-6115939

Part I Distributions

All references to distributions relate only to payments of benefits during the plan year.

1 Total value of distributions paid in property other than in cash or the forms of property specified in the instructions **1**

2 Enter the EIN(s) of payor(s) who paid benefits on behalf of the plan to participants or beneficiaries during the year (if more than two, enter EINs of the two payors who paid the greatest dollar amounts of benefits):

EIN(s): _____ _____

Profit-sharing plans, ESOPs, and stock bonus plans, skip line 3.

3 Number of participants (living or deceased) whose benefits were distributed in a single sum, during the plan year **3** 0

Part II Funding Information (If the plan is not subject to the minimum funding requirements of section 412 of the Internal Revenue Code or ERISA section 302, skip this Part.)

4 Is the plan administrator making an election under Code section 412(d)(2) or ERISA section 302(d)(2)? ..... ☐ **Yes** ☒ **No** ☐ **N/A**

If the plan is a defined benefit plan, go to line 8.

5 If a waiver of the minimum funding standard for a prior year is being amortized in this plan year, see instructions and enter the date of the ruling letter granting the waiver. **Date:** Month _____ Day _____ Year _____

If you completed line 5, complete lines 3, 9, and 10 of Schedule MB and do not complete the remainder of this schedule.

6 a Enter the minimum required contribution for this plan year (include any prior year accumulated funding deficiency not waived) **6a**

b Enter the amount contributed by the employer to the plan for this plan year **6b**

c Subtract the amount in line 6b from the amount in line 6a. Enter the result (enter a minus sign to the left of a negative amount) **6c**

If you completed line 6c, skip lines 8 and 9.

7 Will the minimum funding amount reported on line 6c be met by the funding deadline? ..... ☐ **Yes** ☐ **No** ☐ **N/A**

8 If a change in actuarial cost method was made for this plan year pursuant to a revenue procedure or other authority providing automatic approval for the change or a class ruling letter, does the plan sponsor or plan administrator agree with the change? ..... ☐ **Yes** ☐ **No** ☒ **N/A**

Part III Amendments

9 If this is a defined benefit pension plan, were any amendments adopted during this plan year that increased or decreased the value of benefits? If yes, check the appropriate box. If no, check the "No" box. ..... ☐ **Increase** ☐ **Decrease** ☐ **Both** ☒ **No**

Part IV ESOPs (see instructions). If this is not a plan described under section 409(a) or 4975(e)(7) of the Internal Revenue Code, skip this Part.

10 Were unallocated employer securities or proceeds from the sale of unallocated securities used to repay any exempt loan? ..... ☐ **Yes** ☐ **No**

11 a Does the ESOP hold any preferred stock? ..... ☐ **Yes** ☐ **No**

b If the ESOP has an outstanding exempt loan with the employer as lender, is such loan part of a "back-to-back" loan? (See instructions for definition of "back-to-back" loan.) ..... ☐ **Yes** ☐ **No**

12 Does the ESOP hold any stock that is not readily tradable on an established securities market? ..... ☐ **Yes** ☐ **No**

Part V Additional Information for Multiemployer Defined Benefit Pension Plans

13 Enter the following information for each employer that contributed more than 5% of total contributions to the plan during the plan year (measured in dollars). See instructions. *Complete as many entries as needed to report all applicable employers.*

a Name of contributing employer ACCO ENGINEERED SYSTEMS

b EIN 95-1625123 **c** Dollar amount contributed by employer 12145657

d Date collective bargaining agreement expires *(If employer contributes under more than one collective bargaining agreement, check box* ☐ *and see instructions regarding required attachment. Otherwise, enter the applicable date.)* Month 06 Day 30 Year 2022

e Contribution rate information *(If more than one rate applies, check this box* ☒ *and see instructions regarding required attachment. Otherwise, complete lines 13e(1) and 13e(2).)*
(1) Contribution rate (in dollars and cents) _____
(2) Base unit measure: ☐ Hourly ☐ Weekly ☐ Unit of production ☐ Other (specify):

a Name of contributing employer THERMA, LLC

b EIN 82-0905523 **c** Dollar amount contributed by employer 9701679

d Date collective bargaining agreement expires *(If employer contributes under more than one collective bargaining agreement, check box* ☐ *and see instructions regarding required attachment. Otherwise, enter the applicable date.)* Month 06 Day 30 Year 2022

e Contribution rate information *(If more than one rate applies, check this box* ☒ *and see instructions regarding required attachment. Otherwise, complete lines 13e(1) and 13e(2).)*
(1) Contribution rate (in dollars and cents) _____
(2) Base unit measure: ☐ Hourly ☐ Weekly ☐ Unit of production ☐ Other (specify): _____

a Name of contributing employer SILICON VALLEY MECHANICAL

b EIN 46-4540945 **c** Dollar amount contributed by employer 8199359

d Date collective bargaining agreement expires *(If employer contributes under more than one collective bargaining agreement, check box* ☐ *and see instructions regarding required attachment. Otherwise, enter the applicable date.)* Month 06 Day 30 Year 2022

e Contribution rate information *(If more than one rate applies, check this box* ☒ *and see instructions regarding required attachment. Otherwise, complete lines 13e(1) and 13e(2).)*
(1) Contribution rate (in dollars and cents) _____
(2) Base unit measure: ☐ Hourly ☐ Weekly ☐ Unit of production ☐ Other (specify): _____

a Name of contributing employer

b EIN **c** Dollar amount contributed by employer

d Date collective bargaining agreement expires *(If employer contributes under more than one collective bargaining agreement, check box* ☐ *and see instructions regarding required attachment. Otherwise, enter the applicable date.)* Month _____ Day _____ Year _____

e Contribution rate information *(If more than one rate applies, check this box* ☐ *and see instructions regarding required attachment. Otherwise, complete lines 13e(1) and 13e(2).)*
(1) Contribution rate (in dollars and cents) _____
(2) Base unit measure: ☐ Hourly ☐ Weekly ☐ Unit of production ☐ Other (specify): _____

a Name of contributing employer

b EIN **c** Dollar amount contributed by employer

d Date collective bargaining agreement expires *(If employer contributes under more than one collective bargaining agreement, check box* ☐ *and see instructions regarding required attachment. Otherwise, enter the applicable date.)* Month _____ Day _____ Year _____

e Contribution rate information *(If more than one rate applies, check this box* ☐ *and see instructions regarding required attachment. Otherwise, complete lines 13e(1) and 13e(2).)*
(1) Contribution rate (in dollars and cents) _____
(2) Base unit measure: ☐ Hourly ☐ Weekly ☐ Unit of production ☐ Other (specify): _____

a Name of contributing employer

b EIN **c** Dollar amount contributed by employer

d Date collective bargaining agreement expires *(If employer contributes under more than one collective bargaining agreement, check box* ☐ *and see instructions regarding required attachment. Otherwise, enter the applicable date.)* Month _____ Day _____ Year _____

e Contribution rate information *(If more than one rate applies, check this box* ☐ *and see instructions regarding required attachment. Otherwise, complete lines 13e(1) and 13e(2).)*
(1) Contribution rate (in dollars and cents) _____
(2) Base unit measure: ☐ Hourly ☐ Weekly ☐ Unit of production ☐ Other (specify): _____

14 Enter the number of deferred vested and retired participants (inactive participants), as of the beginning of the plan year, whose contributing employer is no longer making contributions to the plan for:

a The current plan year. Check the box to indicate the counting method used to determine the number of inactive participants: [X] last contributing employer [ ] alternative [ ] reasonable approximation (see instructions for required attachment)	**14a**	150
b The plan year immediately preceding the current plan year. [ ] Check the box if the number reported is a change from what was previously reported (see instructions for required attachment)	**14b**	94
c The second preceding plan year. [ ] Check the box if the number reported is a change from what was previously reported (see instructions for required attachment)	**14c**	53

15 Enter the ratio of the number of participants under the plan on whose behalf no employer had an obligation to make an employer contribution during the current plan year to:

a The corresponding number for the plan year immediately preceding the current plan year	**15a**	0.90
b The corresponding number for the second preceding plan year	**15b**	0.91

16 Information with respect to any employers who withdrew from the plan during the preceding plan year:

a Enter the number of employers who withdrew during the preceding plan year	**16a**	1
b If line 16a is greater than 0, enter the aggregate amount of withdrawal liability assessed or estimated to be assessed against such withdrawn employers	**16b**	0

17 If assets and liabilities from another plan have been transferred to or merged with this plan during the plan year, check box and see instructions regarding supplemental information to be included as an attachment [ ]

Part VI Additional Information for Single-Employer and Multiemployer Defined Benefit Pension Plans

18 If any liabilities to participants or their beneficiaries under the plan as of the end of the plan year consist (in whole or in part) of liabilities to such participants and beneficiaries under two or more pension plans as of immediately before such plan year, check box and see instructions regarding supplemental information to be included as an attachment [ ]

19 If the total number of participants is 1,000 or more, complete lines (a) through (c)

a Enter the percentage of plan assets held as:
Stock: 61.9 % Investment-Grade Debt: 7.1 % High-Yield Debt: 3.5 % Real Estate: 11.6 % Other: 15.9 %

b Provide the average duration of the combined investment-grade and high-yield debt:
[ ] 0-3 years [X] 3-6 years [ ] 6-9 years [ ] 9-12 years [ ] 12-15 years [ ] 15-18 years [ ] 18-21 years [ ] 21 years or more

c What duration measure was used to calculate line 19(b)?
[X] Effective duration [ ] Macaulay duration [ ] Modified duration [ ] Other (specify):

20 **PBGC missed contribution reporting requirements.** If this is a multiemployer plan or a single-employer plan that is not covered by PBGC, skip line 20.

a Is the amount of unpaid minimum required contributions for all years from Schedule SB (Form 5500) line 40 greater than zero? [ ] Yes [X] No

b If line 20a is "Yes," has PBGC been notified as required by ERISA sections 4043(c)(5) and/or 303(k)(4)? Check the applicable box:

[ ] Yes.

[ ] No. Reporting was waived under 29 CFR 4043.25(c)(2) because contributions equal to or exceeding the unpaid minimum required contribution were made by the 30th day after the due date.

[ ] No. The 30-day period referenced in 29 CFR 4043.25(c)(2) has not yet ended, and the sponsor intends to make a contribution equal to or exceeding the unpaid minimum required contribution by the 30th day after the due date.

[ ] No. Other. Provide explanation _____

SHEET METAL WORKERS PENSION PLAN OF NORTHERN CALIFORNIA

FINANCIAL STATEMENTS

DECEMBER 31, 2021

SHEET METAL WORKERS PENSION PLAN OF NORTHERN CALIFORNIA

FINANCIAL STATEMENTS WITH ADDITIONAL INFORMATION
DECEMBER 31, 2021 AND 2020

CONTENTS

Independent Auditors' Report 1

Statements of Net Assets Available for Benefits 4

Statements of Changes in Net Assets Available for Benefits 5

Notes to Financial Statements 6

Additional Information

- Independent Auditors' Report on Additional Information 21
- Schedules of Administrative Expenses 22
- Schedules of Investment Expenses 23
- Schedule H – Financial Schedules (IRS Form 5500)

withum
ADVISORY TAX AUDIT

INDEPENDENT AUDITORS' REPORT

To the Participants and Trustees of
Sheet Metal Workers Pension Plan of Northern California

OPINION

We have audited the financial statements of Sheet Metal Workers Pension Plan of Northern California (the Plan), which comprise the statement of net assets available for benefits as of December 31, 2021; the related statement of changes in net assets available for the year then ended; and the related notes to the financial statements.

In our opinion, the accompanying financial statements present fairly, in all material respects, the net assets available for benefits of Sheet Metal Workers Pension Plan of Northern California as of December 31, 2021, and the changes in net assets available for benefits for the year then ended, in accordance with accounting principles generally accepted in the United States of America.

BASIS FOR OPINION

We conducted our audit in accordance with auditing standards generally accepted in the United States of America (GAAS). Our responsibilities under those standards are further described in the Auditors' Responsibilities for the Audit of the Financial Statements section of our report. We are required to be independent of Sheet Metal Workers Pension Plan of Northern California and to meet our other ethical responsibilities, in accordance with the relevant ethical requirements relating to our audit. We believe that the audit evidence we have obtained is sufficient and appropriate to provide a basis for our audit opinion.

OTHER MATTER - DECEMBER 31, 2020, FINANCIAL STATEMENTS

The financial statements of Sheet Metal Workers Pension Plan of Northern California for the year ended December 31, 2020, were audited by Lindquist LLP, who joined WithumSmith+Brown, PC effective January 1, 2022, and they expressed an unmodified opinion on the statements in their report dated August 10, 2021. No auditing procedures have been performed with respect to the December 31, 2020, financial statements since that date.

RESPONSIBILITIES OF MANAGEMENT FOR THE FINANCIAL STATEMENTS

Management is responsible for the preparation and fair presentation of the financial statements in accordance with accounting principles generally accepted in the United States of America, and for the design, implementation, and maintenance of internal control relevant to the preparation and fair presentation of financial statements that are free from material misstatement, whether due to fraud or error.

In preparing the financial statements, management is required to evaluate whether there are conditions or events, considered in the aggregate, that raise substantial doubt about Sheet Metal Workers Pension Plan of Northern California's ability to continue as a going concern for one year after the date the financial statements are available to be issued.

Management is also responsible for maintaining a current plan instrument, including all plan amendments, administering the plan, and determining that the plan's transactions that are presented and disclosed in the financial statements are in conformity with the plan's provisions, including maintaining sufficient records with respect to each of the participants, to determine the benefits due or which may become due to such participants.

AUDITORS' RESPONSIBILITIES FOR THE AUDIT OF THE FINANCIAL STATEMENTS

Our objectives are to obtain reasonable assurance about whether the financial statements as a whole are free from material misstatement, whether due to fraud or error, and to issue an auditors' report that includes our opinion. Reasonable assurance is a high level of assurance but is not absolute assurance and therefore is not a guarantee that an audit conducted in accordance with GAAS will always detect a material misstatement when it exists. The risk of not detecting a material misstatement resulting from fraud is higher than for one resulting from error, as fraud may involve collusion, forgery, intentional omissions, misrepresentations, or the override of internal control. Misstatements, including omissions, are considered material if there is a substantial likelihood that, individually or in the aggregate, they would influence the judgment made by a reasonable user based on the financial statements.

In performing an audit in accordance with GAAS, we:

- Exercise professional judgment and maintain professional skepticism throughout the audit.

- Identify and assess the risks of material misstatement of the financial statements, whether due to fraud or error, and design and perform audit procedures responsive to those risks. Such procedures include examining, on a test basis, evidence regarding the amounts and disclosures in the financial statements.

- Obtain an understanding of internal control relevant to the audit in order to design audit procedures that are appropriate in the circumstances, but not for the purpose of expressing an opinion on the effectiveness of Sheet Metal Workers Pension Plan of Northern California's internal control. Accordingly, no such opinion is expressed.

- Evaluate the appropriateness of accounting policies used and the reasonableness of significant accounting estimates made by management, as well as evaluate the overall presentation of the financial statements.

- Conclude whether, in our judgment, there are conditions or events, considered in the aggregate, that raise substantial doubt Sheet Metal Workers Pension Plan of Northern California's ability to continue as a going concern for a reasonable period of time.

We are required to communicate with those charged with governance regarding, among other matters, the planned scope and timing of the audit, significant audit findings, and certain internal control-related matters that we identified during the audit.

Wilkerson Smith + Brown, PC

August 16, 2022

SHEET METAL WORKERS PENSION PLAN OF NORTHERN CALIFORNIA

STATEMENTS OF NET ASSETS AVAILABLE FOR BENEFITS
DECEMBER 31, 2021 AND 2020

	2021	2020
ASSETS		
INVESTMENTS - at fair value		
Equities	$ 459,427,685	$ 343,765,229
Corporate debt securities	117,026,469	89,855,604
U.S. Government and other Government Agency obligations	42,240,093	48,912,746
Mutual funds	34,342,420	43,221,437
Common/collective trusts and 103-12 investment entities	522,007,805	538,284,496
Limited partnerships and other private equity	202,586,082	185,322,191
Limited liability company	30,299,174	25,270,862
Real estate	-	3,510,000
Cash and equivalents	132,239,711	80,625,608
Total investments	1,540,169,439	1,358,768,173
RECEIVABLES		
Employer contributions	10,893,986	10,936,104
Interest and dividends	1,407,315	1,397,589
Due from broker for securities sold	15,019,584	3,404,826
Other receivables	9,186,717	13,975
Total receivables	36,507,602	15,752,494
PREPAID EXPENSES	11,132,824	10,463,087
CASH	37,400,283	39,838,934
Total assets	1,625,210,148	1,424,822,688
LIABILITIES AND NET ASSETS		
LIABILITIES		
Accounts payable and accrued expenses	4,224,026	1,945,094
Due to other entities	23,444,836	25,855,161
Due to broker for securities purchased	24,639,864	3,108,384
Total liabilities	52,308,726	30,908,639
NET ASSETS AVAILABLE FOR BENEFITS	$ 1,572,901,422	$ 1,393,914,049

See accompanying notes to financial statements.

SHEET METAL WORKERS PENSION PLAN OF NORTHERN CALIFORNIA

STATEMENTS OF CHANGES IN NET ASSETS AVAILABLE FOR BENEFITS
YEARS ENDED DECEMBER 31, 2021 AND 2020

	2021	2020
ADDITIONS		
Investment income		
Net appreciation in fair value of investments	$ 200,157,885	$ 132,624,926
Interest, dividends and other investment income	22,123,249	14,460,331
	222,281,134	147,085,257
Less investment expenses	(4,512,425)	(3,463,728)
Investment income - net	217,768,709	143,621,529
Employer contributions	127,608,168	129,493,424
Other revenue	10,364,283	834,941
Total additions	355,741,160	273,949,894
DEDUCTIONS		
Pension benefits	171,068,565	162,244,530
Administrative expenses	5,685,222	3,526,585
Total deductions	176,753,787	165,771,115
NET CHANGE	178,987,373	108,178,779
NET ASSETS AVAILABLE FOR BENEFITS		
Beginning of year	1,393,914,049	1,285,735,270
End of year	$ 1,572,901,422	$ 1,393,914,049

See accompanying notes to financial statements.

NOTE 1. SUMMARY OF SIGNIFICANT ACCOUNTING POLICIES

Method of Accounting - The accompanying financial statements are prepared using the accrual basis of accounting in accordance with accounting principles generally accepted in the United States of America.

Investment Valuation, Transactions and Income Recognition -

General - Investments are carried at fair value, which is determined, presented and disclosed in accordance with Financial Accounting Standards Board Accounting Standards Codification (FASB ASC) 820, *Fair Value Measurements and Disclosures*. Under FASB ASC 820, fair value is defined as the price that would be received to sell an asset or paid to transfer a liability (i.e., the "exit price") in an orderly transaction between market participants at the measurement date.

FASB ASC 820 establishes a fair value hierarchy for inputs used in measuring fair value that maximizes the use of observable inputs and minimizes the use of unobservable inputs by requiring that the most observable inputs be used when available. Observable inputs are those that market participants would use in pricing the asset or liability based on market data obtained from sources independent of the Plan. Unobservable inputs reflect the Plan's assumptions about inputs that market participants would use in pricing the investments developed based on the best information available in the circumstances. The fair value hierarchy is categorized into three levels, based on the inputs, as follows:

Level 1 - Valuations based on quoted prices in active markets for identical assets or liabilities that the Plan has the ability to access.

Level 2 - Valuations based on quoted prices in markets that are not active, quoted prices for similar investments in active markets or model-based valuations for which all significant assumptions are observable and can be corroborated by observable market data.

Level 3 - Valuations based on unobservable inputs that are supported by little or no market activity and are significant to the overall fair value measurement. Values are determined using proprietary pricing models, discounted cash flow models that include the investment entities' own judgments and estimations, or some other pricing method using unobservable inputs.

NOTE 1. SUMMARY OF SIGNIFICANT ACCOUNTING POLICIES (CONT'D)

Inputs and Valuation Methods - In determining fair value, FASB ASC 820 allows various valuation approaches. The specific methods used for each of the Plan's investment classes are presented below.

Equities: The fair value of common stock is based on quoted prices in active markets (Level 1).

Corporate debt securities: The fair value of debt securities is generally based on a model that uses discounted cash flows. Inputs may include interest-rate yield curves, cross-currency-basis index spreads or country credit-spreads that are similar to the valued bond in terms of issuer, maturity and seniority (Level 2).

U.S. Government and other Government Agency obligations: The fair value of U.S. Treasuries is generally based on quoted prices in active markets (Level 1). The fair value of other government bonds is generally based on a model that uses discounted cash flows. Inputs may include interest-rate yield curves, cross-currency-basis index spreads or country credit-spreads that are similar to the valued bond in terms of issuer, maturity and seniority (Level 2).

Mutual funds and *cash and equivalents:* The fair value of mutual funds is generally based on quoted prices in active markets (Level 1).

Common/collective trusts and 103-12 investment entities: The fair value of the units in common/collective trusts and 103-12 investment entities is estimated based on net asset value, which is based on the underlying investments. The net asset value is being used as a practical expedient to estimate fair value.

Limited partnerships, other private equity, and *limited liability company:* The fair value of the limited partnerships, other private equity and the limited liability company is based on the Plan's ownership interest in the partners' capital as determined by the general partner of each of the limited partnerships. The net asset value is being used as a practical expedient to estimate fair value.

Real estate: The fair value of the real estate is estimated as determined by the investment manager and independent real estate appraiser (Level 3).

Valuation Methods, Consistency - The valuation techniques used in the accompanying financial statements have been consistently applied.

NOTE 1. SUMMARY OF SIGNIFICANT ACCOUNTING POLICIES (CONT'D)

Transactions and Income Recognition - Purchases and sales of securities are recorded on a trade-date basis. Interest income is recorded on the accrual basis. Dividends are recorded on the ex-dividend date. Net appreciation includes the gains and losses on investments bought and sold as well as held during the year.

Employer Contributions Receivable - Employer contributions due and not paid prior to the year-end are recorded as employer contributions receivable. Contributions due as a result of payroll audits have been recorded net of an allowance equal to the amount due because collectability is uncertain. Therefore, delinquent contributions are recorded when received.

Withdrawal Contributions Income and Receivable - Withdrawal contributions income is recognized when the withdrawal liability amount has been assessed and agreed to by the employer. An allowance for uncollectible accounts is deemed unnecessary. Any assessments made have been deemed immaterial and have not been recorded.

Actuarial Present Value of Accumulated Plan Benefits - Accumulated Plan benefits are those future periodic payments, including lump-sum distributions, that are attributable under the Plan's provisions to the service that employees have rendered. Accumulated Plan benefits include benefits expected to be paid to (a) retired or terminated employees or their beneficiaries, (b) beneficiaries of employees who have died, and (c) present employees or their beneficiaries.

Estimates - The preparation of financial statements in conformity with accounting principles generally accepted in the United States of America requires management to make estimates and assumptions that affect certain reported amounts and disclosures in the financial statements. Actual results could differ from those estimates.

Risks and Uncertainties - The actuarial present value of accumulated Plan benefits is calculated based on certain assumptions pertaining to interest rates, participant demographics and other assumptions, all of which are subject to change. Due to the inherent uncertainty of the assumption process, it is at least reasonably possible that changes in these assumptions in the near term would be material to the disclosure in the financial statements of the actuarial present value of accumulated Plan benefits.

The Plan invests in various investment securities. Such investments are exposed to various risks, such as interest rate, market and credit. Due to the level of risk associated with certain investments and the level of uncertainty with respect to changes in the value of investments, it is at least reasonably possible that changes in the value of investment securities will occur in the near term that could materially affect the amounts reported in the statements of net assets available for benefits and the statements of changes in net assets available for benefits.

NOTE 1. SUMMARY OF SIGNIFICANT ACCOUNTING POLICIES (CONT'D)

On March 11, 2020, the World Health Organization declared the outbreak of a novel coronavirus ("COVID-19") as a global pandemic. Management continues to evaluate the impact of COVID-19 on the Plan. Impacts of COVID-19 are not fully known at this time, nor can they be projected with any certainty. To the extent that contributing employers are negatively impacted by COVID-19 economic events, the Plan may also experience negative economic events in turn through reduction of participants and related contribution income. A reasonable estimate of the impact or potential impact of COVID-19 on the Plan as of the date of the financial statements cannot be made.

NOTE 2. DESCRIPTION OF THE PLAN

The Plan was established during 1958 as a result of collective bargaining agreements between the various sponsoring unions and various employer associations to provide retirement, death and disability benefits for eligible participants. The Plan is financed entirely by employer contributions, as specified in the collective bargaining agreements.

The Plan is a multiemployer defined benefit pension plan and is subject to the provisions of the Employee Retirement Income Security Act of 1974 (ERISA), as amended. Under current provisions of the Plan, an employee at age 65 is vested upon earning five years of vesting service and working at least one hour of covered employment on or after January 1, 1999. Prior to reaching age 65 or if the one hour of covered employment requirement has not been met, 10 years of vesting service is required for vesting purposes. Normal retirement pension benefits are available at age 65. Several types of early retirement benefits are also available for employees upon meeting specific eligibility requirements under the terms of the Plan. The Plan also provides pension benefits to participants who become totally disabled and death benefits to surviving beneficiaries upon meeting eligibility requirements in accordance with the Plan.

During the year ended December 31, 2010, the Board of Trustees amended the Plan as follows:

- Additional employer contributions for hours worked from July 1, 2009, through June 30, 2013, will not earn pension credits. The rehabilitation plan also incorporates a future amendment, which will extend the period in which no benefit accruals will be allocated on the contribution increases from July 1, 2013, through December 31, 2016.
- Effective as of July 1, 2009, there shall be no unreduced early retirement age prior to age 55 for individuals commencing covered employment on or after July 1, 2009. Existing participants who are eligible for retirement prior to age 55 are entitled to the benefits earned prior to July 1, 2009.

NOTE 2. DESCRIPTION OF THE PLAN (CONT'D)

During the year ended December 31, 2016, the Board of Trustees amended the Plan to change the benefit formula (variable benefit accrual rate) to address situations in which the Plan's investment yields are lower or higher than anticipated. Effective January 1, 2017, the method of determining a participant's benefit earned during the 2017 Plan year will be based on the average of the Plan's investment return for 2016 and 2017. Effective January 1, 2018, the benefit crediting basis for work after the 2017 Plan year shall reflect the average of the Plan's investment return for the three-year period ending in that year. The calculated benefit percentage shall be higher or lower than, or equal to, that of the preceding Plan year, depending on whether that average investment return falls within a band in a variable rate structure based on such investment returns. In addition, the benefit percentage so utilized may increase or decrease when the Plan's funded ratio meets defined criteria. The amount of benefit credited shall be based on the entire amount of employer contributions made on behalf of the participant and the years of the participant's vesting service at the date such credit is determined.

During the year ended December 31, 2021, the Board of Trustees adopted a restated funding rehabilitation plan that contains reasonable measures aimed at enabling the Plan to emerge from critical status within next 25 years. Effective January 1, 2022, the variable benefit accrual rate formula is eliminated for benefits earned after December 31, 2021, benefit actual rate formulars are updated, and National Pension Plan make-up benefit is eliminated. Effective for benefits earned on or after January 1, 2022, the contribution rate increase made in 2021 equal to 4.85% of the credited contribution rate on January 1, 2021, shall be non-interest bearing. Three future non-benefit bearing annual contribution rates shall be made on or around July 1 of each year equal to 4.85% of the credited contribution rate on January 1, 2021. Effective April 1, 2022, early pension benefits commencing after March 31, 2022, were changed to reduce expected benefit accruals. In addition, as a part of the rehabilitation plan, Sheet Metal Workers Local 104 is to make $9,000,000 in three separate lump-sum non-benefit-bearing contributions to the Plan of $3,000,000 each, payable in April 2022, 2023 and 2024.

Participants should refer to the Summary Plan Description for more complete information.

NOTE 3. PRIORITIES UPON TERMINATION

It is the intent of the Trustees to continue the Plan in full force and effect; however, the right to discontinue the Plan is reserved to the Trustees. Termination shall not permit any part of the Plan assets to be used for, or diverted to, purposes other than the exclusive benefit of the pensioners, beneficiaries and participants. In the event of termination, the net assets of the Plan will be allocated to pay benefits in priorities as prescribed by ERISA and its related regulations. Whether or not a particular participant will receive full benefits should the Plan terminate at some future time will depend on the sufficiency of the Plan's net assets at that time and the priority of those benefits.

NOTE 3. PRIORITIES UPON TERMINATION (CONT'D)

In addition, certain benefits under the Plan are insured by the Pension Benefit Guaranty Corporation (PBGC) if the Plan terminates. Generally, the PBGC guarantees most vested normal-age retirement benefits, early retirement benefits, and certain disability and survivor's pensions. PBGC does not guarantee all types of benefits, and the amount of any individual participant's benefit protection is subject to certain limitations, particularly with respect to benefit increases as a result of Plan amendments in effect for less than five years. Some benefits may be fully or partially provided, while other benefits may not be provided at all.

NOTE 4. TAX STATUS

The Plan obtained its latest determination letter, dated March 18, 2016, in which the Internal Revenue Service stated that the Plan, as then designed, was in compliance with the applicable requirements under Section 401(a) of the Internal Revenue Code and was, therefore, exempt from federal income taxes under the provisions of Section 501(a). The Plan has been amended since receiving the determination letter. However, the Plan administrator believes that the Plan is currently designed and being operated in compliance with the applicable requirements of the Internal Revenue Code.

The Plan's administrator has analyzed the tax positions taken by the Plan and has concluded that, as of December 31, 2021, there are no uncertain positions taken, or expected to be taken, that would require recognition of a liability or disclosure in the financial statements. The Plan is subject to routine audits by the taxing jurisdictions; however, there are currently no audits for any tax periods in progress. The Plan's administrator believes the Plan is no longer subject to income tax examinations for the fiscal years prior to 2018.

NOTE 5. ACTUARIAL INFORMATION

Actuarial valuations of the Plan were made by Horizon Actuarial services, LLC, as of December 31, 2020. Information in the reports included the following:

Actuarial present value of accumulated Plan benefits	
Vested benefits	
Participants currently receiving payments	$ 1,570,443,126
Other participants	791,164,775
Total vested benefits	2,361,607,901
Non-vested benefits	101,979,748
Total actuarial present value of accumulated Plan benefits	$ 2,463,587,649

NOTE 5. ACTUARIAL INFORMATION (CONT'D)

As reported by the actuary, the changes in the present value of accumulated Plan benefits for the year ended December 31, 2020, were as follows:

Actuarial present value of accumulated Plan benefits at beginning of year	$ 2,395,133,289
Increase (decrease) during the year attributable to:	
Plan experience and benefits accumulated	53,040,136
Increase for lesser discount period	177,658,754
Benefits paid and administrative cost	(162,244,530)
Net increase	68,454,360
Actuarial present value of accumulated Plan benefits at end of year	$ 2,463,587,649

The actuarial valuation was made using the unit credit method in the January 1, 2021, valuation. Had the valuations been made as of December 31, 2020, there would be no material differences. No amendments were adopted on January 1, 2021.

The actuarial valuation was made using the unit credit method. Some of the more significant actuarial assumptions used in the December 31, 2020, valuations were:

Life expectancy of participants:	Non-disabled: PRI-2012 Private Retirement Plans Mortality Tables with Blue Collar adjustment reflecting Employee, Annuitant and Contingent Survivor for corresponding populations, projected to 2020 using Scale MP-2019. Disabled: PRI-2012 Disabled, projected to 2020 using Scale MP-2019.
Investment rate of return:	7.50% per annum, compounded annually.
Retirement age:	Based on a combination of age and service retirement rates.
Expenses:	$3,100,000 annually.

The above actuarial assumptions are based on the presumption that the Plan will continue. If the Plan were to terminate, different actuarial assumptions and other factors might be applicable in determining actuarial results. Pension benefits in excess of the present assets of the Plan are dependent upon contributions received under collective bargaining agreements with employers and income from investments.

NOTE 5. ACTUARIAL INFORMATION (CONT'D)

Under the Pension Protection Act of 2006, the Plan's actuary certified that the Plan is in critical status (red zone) as of January 1, 2021. The Board of Trustees adopted a rehabilitation plan effective July 1, 2009, and amended the Plan as described in Note 2. The rehabilitation plan also incorporates a future amendment, which will extend the period in which no benefit accruals will be allocated on the contribution increases effective July 1, 2013. The rehabilitation plan is intended to improve the Plan's future funding status.

Because information on the accumulated Plan benefits at December 31, 2021, and the changes therein for the year then ended are not included above, these financial statements do not purport to present a complete presentation of the financial status of the Plan as of December 31, 2021, and the changes in its financial status for the year then ended, but only present the net assets available for benefits and the changes therein as of and for the year ended December 31, 2021. The complete financial status is presented as of December 31, 2020.

NOTE 6. FUNDING POLICY

The participating employers contribute such amounts as are specified in the collective bargaining agreements. The Plan's actuary has advised that the minimum funding requirements of ERISA have not been met as of December 31, 2020, due to the Plan currently having a funding deficiency; however, the Plan has a valid rehabilitation plan in place and is making progress.

The Plan complies with the provisions of the Multiemployer Pension Plan Amendment Act of 1980 (the Act), which requires imposition of a withdrawal liability on a contributing employer that partially or totally withdrawals from the Plan. Under the provisions of the Act, a portion of the Plan's unfunded vested liability would be allocated to a withdrawing employer. The Plan's actuary has advised the Plan that, as of December 31, 2020 and 2019, the Plan has an estimated unfunded vested liability of approximately $962 million and $1,002 million, respectively.

The majority of the employers are covered by the building trades exemption. For the years ended December 31, 2021 and 2020, assessments made have been deemed immaterial and have not been recorded.

NOTE 7. INVESTMENTS AT FAIR VALUE HIERARCHY

Assets and liabilities measured at fair value on a recurring basis, based on their fair value hierarchy at December 31, 2021 and 2020, are as follows:

		Fair Value Measurements at Reporting Date Using:		
	December 31, 2021	Quoted Prices in Active Markets for Identical Assets (Level 1)	Significant Other Observable Inputs (Level 2)	Significant Unobservable Inputs (Level 3)
Assets in the fair value hierarchy				
Equities	$ 459,427,685	$ 459,427,685	$ -	$ -
Corporate debt securities	117,026,469	-	117,026,469	-
U.S. Government and other Government Agency obligations	42,240,093	21,774,756	20,465,337	-
Mutual funds	34,342,420	34,342,420	-	-
Real estate	-	-	-	-
Cash and equivalents	132,239,711	132,239,711	-	-
Total assets in the fair value hierarchy	785,276,378	$ 647,784,572	$ 137,491,806	$ -
Investments measured at net asset value				
Common/collective trusts and 103-12 investment entities	522,007,805			
Limited partnerships and other private equity	202,586,082			
Limited liability company	30,299,174			
Total investments measured at net asset value	754,893,061			
Total investments at fair value	$ 1,540,169,439			

		Fair Value Measurements at Reporting Date Using:		
	December 31, 2020	Quoted Prices in Active Markets for Identical Assets (Level 1)	Significant Other Observable Inputs (Level 2)	Significant Unobservable Inputs (Level 3)
Assets in the fair value hierarchy				
Equities	$ 343,765,229	$ 343,765,229	$ -	$ -
Corporate debt securities	89,855,604	-	89,855,604	-
U.S. Government and other Government Agency obligations	48,912,746	23,504,561	25,408,185	-
Mutual funds	43,221,437	43,221,437	-	-
Real estate	3,510,000	-	-	3,510,000
Cash and equivalents	80,625,608	80,625,608	-	-
Total assets in the fair value hierarchy	609,890,624	$ 491,116,835	$ 115,263,789	$ 3,510,000
Investments measured at net asset value				
Common/collective trusts and 103-12 investment entities	538,284,496			
Limited partnerships and other private equity	185,322,191			
Limited liability company	25,270,862			
Total investments measured at net asset value	748,877,549			
Investments at fair value	$ 1,358,768,173			

NOTE 7. INVESTMENTS AT FAIR VALUE HIERARCHY (CONT'D)

The availability of observable market data is monitored to assess the appropriate classification of financial instruments within the fair value hierarchy. Changes in economic conditions or model-based valuation techniques may require the transfer of financial instruments from one fair value level to another. We evaluate the significance of transfers between levels based upon the nature of the financial instrument and size of the transfer relative to total net assets available for benefits.

During the year ended December 31, 2021 and 2020, there were no transfers in or transfers out, purchases, or issuances of Level 3 assets.

For fair value measurements categorized within Level 3 of the fair value hierarchy, the following table represents quantitative information about the significant unobservable inputs used at December 30, 2020. During the year ended December 31, 2021, the Plan sold investments in real estate.

As of December 31, 2020:

Instrument	Fair Value	Principal Valuation Technique	Unobservable Inputs	Range of Significant Input Values (Weighted Average)
Real estate	$ 3,510,000	Appraisal	Value per square foot based on income capitalization	$139.00
			Internal rate of return	6.21%
			Overall capitalization rate (OAR)	6.00%

NOTE 8. INVESTMENTS IN CERTAIN ENTITIES THAT CALCULATE NET ASSET VALUE

FASB ASC 820 allows entities to use net asset value (NAV) per share (or its equivalent), as a practical expedient, to measure fair value when the investment does not have a readily determinable fair value and the NAV is calculated in a manner consistent with investment company accounting. The Plan has provided additional disclosures regarding the nature and risks of investments within the scope of this guidance.

NOTE 8. INVESTMENTS IN CERTAIN ENTITIES THAT CALCULATE NET ASSET VALUE (CONT'D)

As of December 31, 2021:

Investment Type	Fair Value		Unfunded Commitments	Redemption Frequency (if currently eligible)	Redemption Notice Period
Common/collective trusts and 103-12 investment entities					
International index	$ 97,577,207	{a}	$ -	Daily	1 day
Small-capital index	34,392,910	{a}	-	Daily	1 day
Large-capital index	297,314,183	{a}	-	Daily	1 day
Real estate equity fund	92,723,505	{b}	-	See {b} below	See {b} below
Total common/collective trusts and 103-12 investment entities	522,007,805		-		
Limited partnerships and other private equity					
Private equity	33,806,477	{c}	15,336,565	See {c} below	See {c} below
Debt	122,240,966	{d}	27,773,536	See {d} below	See {d} below
Real estate	46,538,639	{e}	-	See {e} below	See {e} below
Total limited partnerships and other private equity	202,586,082		43,110,101		
Limited liability company	30,299,174	{f}	-	See {f} below	See {f} below
Total	$ 754,893,061		$ 43,110,101		

As of December 31, 2020:

Investment Type	Fair Value		Unfunded Commitments	Redemption Frequency (if currently eligible)	Redemption Notice Period
Common/collective trusts and 103-12 investment entities					
International index	$ 99,991,538	{a}	$ -	Daily	1 day
Small-capital index	30,479,661	{a}	-	Daily	1 day
Large-capital index	326,986,212	{a}	-	Daily	1 day
Real estate equity fund	80,827,085	{b}	-	See {b} below	See {b} below
Total common/collective trusts and 103-12 investment entities	538,284,496		-		
Limited partnerships and other private equity					
Private equity	31,612,517	{c}	27,028,908	See {c} below	See {c} below
Debt	105,176,422	{d}	19,889,856	See {d} below	See {d} below
Real estate	48,533,252	{e}	-	See {e} below	See {e} below
Total limited partnerships and other private equity	185,322,191		46,918,764		
Limited liability company	25,270,862	{f}	-	See {f} below	See {f} below
Total	$ 748,877,549		$ 46,918,764		

{a} This investment is a fund that files the U.S. Department of Labor Form 5500 as a direct filing entity; therefore, information regarding the investment's strategy is not disclosed.

{b} Withdrawals from the fund shall be from available cash only. In order to protect the integrity of the fund, the investment manager is not required to sell real properties to meet redemption requests. The investment manager has complete discretion on behalf of the fund and all individual trusts to determine whether withdrawals should be in the form of a lump-sum payment from available cash or periodic installments. Upon advance written notice to the investment manager, 15 days prior to month-end valuation, withdrawals shall be processed on a pro-rata basis should the demand to liquidate exceed available cash.

NOTE 8. INVESTMENTS IN CERTAIN ENTITIES THAT CALCULATE NET ASSET VALUE (CONT'D)

In such an event, the investment manager has discretion to allocate client contributions to investments rather than to withdrawals. Withdrawals will be based on unit values as of the end of the month preceding the date of payment.

{c} This category is composed of five limited partnerships:

Goldman Sachs Private Equity Partners X - Manager Fund, L.P., is a fund-of-funds private equity partnership that invests in all sectors of the private equity market, both domestically and internationally. A limited partner may withdraw from the fund if they obtain written consent from the general partner; such consent may be granted or withheld in the general partner's sole discretion. Once written consent is obtained, the limited partner generally will be paid within 120 days thereafter. The partnership will dissolve and terminate no later than December 31, 2018, or one year after the date by which all of the investments have been liquidated and its obligations have been terminated (whichever is later).

Invesco Partnership Fund V, L.P., invests in private equity funds covering a wide range of private equity strategies. These strategies may include, among other things, buyouts, venture capital, growth capital, investments in securities of distressed companies or investments in companies operating within particular industries. The Plan is not eligible for redemptions or withdrawals of the Invesco Fund until the partnership is terminated (the term of the partnership is 12 years, subject to extension for up to three consecutive one-year periods). During the year ended December 31, 2021, the Plan liquidated all of the investments in Invesco Fund.

Hamilton Lane Private Equity Fund VIII L.P. engages in active portfolio management by building concentrated portfolios that are positioned for the changing market environment. The partnership will expire on October 26, 2026, unless extended by the general partners for up to two successive one-year terms following the expiration of such initial term in its discretion and for up to two additional one-year terms with the consent of a majority in interest. Distributions are made by series at the determination of the general partner. The partnership expects to make distributions of proceeds received, generally on a quarterly basis, net of amounts retained for anticipated obligations, including capital calls from investment funds.

HabourVest Dover Street VIII L.P. intends to invest in global secondary purchases of venture capital, leveraged buyout and other private equity assets. No limited partner may assign or otherwise transfer all or any part of their interest in the partnership to another entity unless the general partner has consented to the transfer in writing in accordance with the partnership agreement. The partnership is scheduled to terminate on June 30, 2022, subject to four one-year extensions, or earlier upon such decision by the general partner of the partnership.

NOTE 8. INVESTMENTS IN CERTAIN ENTITIES THAT CALCULATE NET ASSET VALUE (CONT'D)

Private Small Company Private Equity Fund IX L.P. intends to invest in private equity funds and coinvestments focused on growth equity, buyout, and distressed/turnaround strategies ("Investee Funds"). The partners have no redemption rights. Distributions will be made as the Fund's investments are realized. The Fund intends to allocate capital to the Investee Funds during the first few years of the life of the Fund. In turn, each Investee Fund typically has a five-year investment period and a ten-year term, which may be subject to one or more one-year extensions. The Plan invested in the Fund in 2020.

{d} This category is composed of six limited partnerships:

MC Credit Fund LP's investment strategy is to provide primarily first-lien senior-secured debt to middle-market companies with $15 to $75 million of annual earnings before interest, tax, depreciation and amortization. Shares in the fund may not be redeemed at the option of the shareholders. The directors have the right to compulsorily redeem any holding of participating shares upon no later than five days prior written notice for any reason if it is in the interests of the fund to do so or if the participating shares are or would be held by or for the benefit of a non-eligible investor, or to give effect to an exchange, conversion or roll-up policy. The term of the partnership is eight years from September 30, 2014, subject to two one-year extensions beginning at the end of the eighth year following the final closing date. The partnership is subject to earlier dissolution and termination upon the occurrence of certain other events.

Partners Group Private Markets Credit Strategies 2013 USD, L.P., invests in a broadly diversified portfolio of many mainly private-market credits. The term of the limited partnership shall terminate subsequent to its sixth anniversary of the initial closing subject to extension periods. A limited partner shall not be permitted to withdraw from the fund if the general partner reasonably considers that such action would be likely to prevent the fund from satisfying any of its obligations.

White Oak Summit Fund, L.P.'s investment strategy is to earn income by originating, extending and/or investing in a diversified portfolio of corporate credit and senior-secured asset-based loans and debt instruments issued by small- and middle-market companies located primarily in the United States and Canada. The Plan may elect to withdraw from the partnership by providing written notice to the general partner at least 60 days prior to the requested withdrawal date. Upon withdrawal, ninety percent (90%) of the capital account balance shall be paid (in cash or in kind via a note issued by the partnership) within 90 days or as soon as the partnership has funds available. The remaining ten percent (10%) of the balance shall be paid upon completion of the audit of the partnership's financial statements.

NOTE 8. INVESTMENTS IN CERTAIN ENTITIES THAT CALCULATE NET ASSET VALUE (CONT'D)

White Oak Yield Spectrum Peer Fund, L.P.'s investment strategy is to earn substantial current income by lending and/or investing in a diversified portfolio of corporate credit and senior secured asset-backed loans and debt instruments issued by small- to middle-market companies located primarily in the United States. Redemption of the investment is not permitted. The investment period extends for 24 months from the last day of the month of the final closing, which occurred on December 31, 2018, subject to extension in the general partner's discretion with the approval of required limited partners. Unless terminated earlier upon the happening of certain events specified in the partnership agreement, the investment shall continue for five years from the date of termination of the investment period, subject to extensions as determined to be reasonably necessary by the general partner with the consent of the required limited partners.

CK Opportunities Offshore Fund L.P. seeks to generate superior risk adjusted returns while emphasizing the preservation of capital by investing in long-term public or private debt, bank loans, claims or other types of securities in, and originating loans with respect to, stressed and distressed companies, including, but not limited to, as a result of COVID-19, in the travel and hospitality sectors. Without the written consent of the general partner, no partner may withdraw capital from the Fund. The general partner, in its sole discretion, shall determine the timing, amount and form of any distribution. The general partner shall use commercially reasonable efforts to distribute distributable cash at least quarterly after the expiration of the investment period, which is the period beginning on the first closing and ending on the second anniversary of the first closing.

Blackstone Private Credit Fund seeks to invest primarily in originated loans and other securities, including broadly syndicated loans, of private middle market U.S. companies to generate current income and long-term capital appreciation. While the Fund has adopted a share repurchase plan, whereby on a quarterly basis shareholders may request that they repurchase all or any portion of their shares, due to the illiquid nature of the Fund's investments, the Fund may not have sufficient liquid resources to fund repurchase requests. The Board of Trustees of the Fund may amend, suspend, or terminate the share repurchases in its discretion.

{e} The Plan invests in UBS Trumbull Property Fund Limited Partnership. The purpose of the limited partnership is to actively manage a core portfolio of primarily equity real estate investments located in the United States. Investors may request redemption of all or a portion of their units at the end of a calendar quarter by delivering a written notice to the fund within at least 60 days prior to the end of the quarter. Redemption requests are subject to certain restrictions and the availability of cash.

NOTE 8. INVESTMENTS IN CERTAIN ENTITIES THAT CALCULATE NET ASSET VALUE (CONT'D)

{f} The Plan invests in Intercontinental U.S. Real Estate Investment Fund, LLC. The Fund's investment objectives are to invest in a pool of real estate assets that are diversified by geography and property type, with a focus on yield-driven investments and on value-added investments. Investors may request redemption of all or a portion of their units at the end of a calendar quarter by delivering a written notice to the fund within at least 90 days prior to the end of the quarter.

NOTE 9. RELATED-PARTY TRANSACTIONS

Employer contributions for the various Sheet Metal Workers of Northern California Trust Funds are initially deposited into a transit account, which is included in cash in the statements of net assets available for benefits. Funds deposited into the transit account during the years ended December 31, 2021 and 2020, totaled approximately $407,000,000 and $416,000,000, respectively. As of December 31, 2021 and 2020, $23,444,836 and $25,855,161, respectively, of these funds collected on behalf of other Sheet Metal Workers of Northern California Trust Funds have been recorded as payables on the statements of net assets available for benefits. The monies are deposited into an interest-bearing checking account for approximately one month, until the allocation process is complete; the contributions are then transferred to the appropriate entities. The investment income received from the transit account is used to offset collection costs. The Plan is related to the various Sheet Metal Workers of Northern California Trust Funds through common trustees/officers.

In addition, certain trustees of the Plan are also officers of Sheet Metal Workers Local 104 (the Local). The Plan owned a building on which the Local makes monthly rent payments to the Plan, which was sold in November 2021. The Local made rent payments totaling approximately $236,000 and $257,000, respectively, for the years ended December 31, 2021 and 2020.

In addition, during the year ended December 31, 2021, the Pension Plan adopted a rehabilitation plan, which stipulated the Local's commitment to make $9,000,000 in three separate lump-sum non-benefit-bearing contributions to the Plan of $3,000,000 each, payable in April 2022, 2023 and 2024. This commitment has been recorded as Other Receivable and Other Income on these financial statements.

NOTE 10. SUBSEQUENT EVENTS

Subsequent events were evaluated through the date on which the financial statements were available to be issued. This date is approximately the same as the independent auditors' report date.

ADDITIONAL INFORMATION

withum
ADVISORY TAX AUDIT

INDEPENDENT AUDITORS' REPORT ON ADDITIONAL INFORMATION

To the Participants and Trustees of
Sheet Metal Workers Pension Plan of Northern California

We have audited the financial statements of Sheet Metal Workers Pension Plan of Northern California (the Plan) for the year ended December 31, 2021, and have issued our report thereon dated August 16, 2022, which contained an unmodified opinion on those financial statements. Our audit was conducted for the purpose of forming an opinion on the financial statements taken as a whole. The supplemental schedules of administrative expenses and investment expenses which appear on pages 22 and 23 and Schedule H - Financial Schedules (IRS Form 5500), are presented for purposes of additional analysis and are not a required part of the financial statements but are supplementary information required by the Department of Labor's Rules and Regulations for Reporting and Disclosure under ERISA. Such information is the responsibility of management and was derived from and relates directly to the underlying accounting and other records used to prepare the financial statements. The information has been subjected to the auditing procedures applied in the audits of the financial statements and certain additional procedures, including comparing and reconciling such information directly to the underlying accounting and other records used to prepare the financial statements or to the financial statements themselves, and other additional procedures in accordance with GAAS. In forming our opinion on the supplemental schedules, we evaluated whether the supplemental schedules, including their form and content, are presented in conformity with the Department of Labor's Rules and Regulations for Reporting and Disclosure under ERISA. In our opinion, the information in the accompanying schedules is fairly stated, in all material respects, in relation to the financial statements as a whole, and the form and content are presented in conformity with the Department of Labor's Rules and Regulations for Reporting and Disclosure under ERISA.

The accompanying schedules of administrative expenses and investment expense for the year ended December 31, 2020, were subjected to the auditing procedures applied in the audit of the financial statements for the year ended December 31, 2020, by Lindquist LLP. Lindquist LLP joined WithumSmith+Brown, PC effective January 1, 2022, and their report on such information, dated August 10, 2021, stated that it was fairly stated in all material respects in relation to the 2020 financial statements as a whole.

WithumSmith+Brown, PC

August 16, 2022

SHEET METAL WORKERS PENSION PLAN OF NORTHERN CALIFORNIA

SCHEDULES OF ADMINISTRATIVE EXPENSES
YEARS ENDED DECEMBER 31, 2021 AND 2020

	2021	2020
Administrative fees	$ 1,521,320	$ 1,462,807
Audit and accounting fees	103,275	114,450
Collection fees	217,409	243,380
Consultant and actuarial fees	1,345,120	620,739
Insurance	608,330	589,930
Legal fees	1,396,540	163,728
Operating expenses and other	168,780	120,672
Payroll compliance testing fees	314,022	210,213
Travel and meeting expenses	10,426	666
Total administrative expenses	$ 5,685,222	$ 3,526,585

SHEET METAL WORKERS PENSION PLAN OF NORTHERN CALIFORNIA

SCHEDULES OF INVESTMENT EXPENSES
YEARS ENDED DECEMBER 31, 2021 AND 2020

	2021	2020
INVESTMENT MANAGER FEES		
Causeway	$ 230,404	$ 125,775
Chartwell	204,100	191,721
Delaware	408,833	213,725
Earnest	295,826	200,461
McMorgan and Company	-	11,671
Mellon Capital Management	81,519	75,255
Polen	300,507	200,998
Sage	160,826	160,413
UBS Trumbull	494,102	439,347
Victory Capital	251,425	171,716
Washington Capital	890,531	797,460
Total investment manager fees	3,318,073	2,588,542
INVESTMENT ADVISOR FEES		
Capital Analysts	22,000	22,207
Portfolio Evaluations Inc.	38,000	-
Morgan Stanley	734,809	605,387
Total investment advisor fees	794,809	627,594
CUSTODIAN FEES		
Comerica	105,905	77,503
Total custodian fees	105,905	77,503
OTHER FEES		
Other expenses - Causeway	110,106	69,089
Other expenses - Washington Capital	7,704	-
Business taxes	175,828	101,000
Total other fees	293,638	170,089
Total investment expenses	$ 4,512,425	$ 3,463,728

Schedule MB, Line 6
Summary of Plan Provisions

Plan Name	Sheet Metal Workers Pension Plan of Northern California
Plan Sponsor	Sheet Metal Workers Pension Trust
EIN / PN	51-6115939/001
Effective Date and Most Recent Amendment	The original effective date of the Plan is December 23, 1958. The most recent amendment to the Plan (for purposes of the January 1, 2021 valuation) is effective December 15, 2020.
Plan Year	The twelve-month period beginning January 1 and ending December 31.
Employers	An Employer is any legal entity which qualifies as an Employer under the Trust Agreement and which is contributing to the Trust on behalf of Specified employees.
Participants	An employee becomes a Participant after completing 870 Hours of Covered Service during any two consecutive Plan Years.
Credited and Vesting Service	One year of future service is credited for a Plan Year with 870 or more hours worked. One quarter of a year of service is credited for a year with at least 435 and less than 870 hours worked.
Normal Retirement Age	The later of age 65 and the 5th anniversary of covered employment.
Break-In-Service	*One-Year Break:* Fewer than 435 hours during the plan year. *Permanent Break:* 5 consecutive one-year breaks for non-vested participants.
Normal Pension – Eligibility	Normal Retirement Age

Normal Retirement – Benefit

For Service through December 31, 1986:
3.60% of contributions.

For Service from January 1, 1987 through June 30, 2003:
For participants as of December 31, 1986:
3.60% of contributions.

For other participants:
3.35% of contributions for the first 15 years of service;
4.45% of contributions thereafter.

Additional Accrual for years of service through June 30, 2003:
$6.00 per year of service through June 30, 2003, to a maximum of 32 years.

For Service from July 1, 2003 through December 31, 2016:
1.675% of contributions for the first 15 years of service;
2.225% of contributions thereafter.

From July 1, 2009 through December 31, 2016, increases in contribution rates are not reflected for benefit accrual purposes.

For Service from January 1, 2017 through December 31, 2021:
Based on the VBAR crediting formula in place from 2017 through 2021, the accrual rates are as follows:

Year	Accrual Rate	
	0-15 Years of Service	15+ Years of Service
2017	1.50%	1.75%
2018	0.75%	1.00%
2019	0.80%	1.05%
2020	0.75%	1.00%
2021	0.80%	1.05%

Unreduced Pension – Eligibility

For benefits accrued before July 1, 2009: Age 52 with 25 Years of Service.

For benefits accrued on and after July 1, 2009: Age 55 with 25 Years of Service.

Early Retirement Pension – Eligibility

Age 55 with 10 Years of Service.

Early Retirement Pension – Amount of Benefit	Normal Retirement Pension, reduced by 0.5% for each month retirement precedes Age 60.
Disability Pension – Eligibility	10 Years of Service. Total disability benefits are available to participants who have received a disability award from the Social Security Administration. Partial disability benefits are available to participants incapable of performing work in the Sheet Metal Industry based on the opinion of two physicians.
Total Disability Pension – Amount of Benefit	Normal Pension Accrued, without reduction.
Partial Disability Pension Amount of Benefit	Normal Pension Accrued, reduced by 0.4167% for each month younger than Age 60, to a maximum reduction of 50%.
Vested Benefit	A Participant's benefits become 100% vested upon earning five years of Vesting Service. If participant has not worked in Covered Employment or been on Sheet Metal Workers Local 104's out-of-work list for 36 consecutive months, no benefits are payable prior to Normal Retirement Age.
Late Retirement	For participants retiring after Normal Retirement Age, an actuarially increased benefit is paid. Actuarial increases are based on a 5% interest rate, and the IRC Section 417(e) mortality table. For retirements in 2021, the 2021 mortality table is used. For retirements in 2022 and later, the 2022 mortality table is used.
Pre-Retirement Death Benefits	For non-married participants: A lump sum benefit equal to the total contributions made on the participant's behalf. For married participants: A 50% Qualified Pre-Retirement Survivor's Annuity (QPSA). If the participant's contributions exceed the value of the QPSA, the excess is paid to the participant's beneficiary. For participants who have not worked in Covered Employment or been on Sheet Metal Workers Local 104's out-of-work list for 36 consecutive months, the return of contributions benefit is subject to a maximum of $15,000.

Forms of Payment

Normal Form

(a) For married participants, retirement benefits are paid in the form of a 50% Joint and Survivor Annuity unless this form is rejected by a Participant and his or her spouse.
(b) For non-married participants, retirement benefits are payable as a Life Annuity with 36-month guarantee.

Optional Forms

(a) 50% Joint and Survivor Annuity
(b) 75% Joint and Survivor Annuity
(c) 100% Joint and Survivor Annuity
(d) Life Annuity with 36 payments guaranteed
(e) Life Annuity with 120 payments guaranteed

If a Participant receives benefits under a Joint and Survivor annuity and his or her spouse dies before the Participant, the monthly benefit amount will be increased to the amount the Participant would have received under the Life Annuity option.

Contribution Rates

Contribution Rate Increases for Bay Area Building Trades Journeymen increased as follows:

On July 1, 2019: From $20.10 per hour to $20.60 per hour.
On July 1, 2020: No increase.
On July 1, 2021: From $20.60 per hour to $21.60 per hour.

Contribution rates for other job classes and locations increased by various amounts.

The actual Effective Contribution Rate for 2020 (contributions divided by hours) was $14.65 per hour. The projected Effective Contribution Rate for 2021 was $15.00 per hour, an increase of $0.35, (or ½ of 70% of the Bay Area Building Trades Journeyman increase of $1.00), over the 2020 actual Effective Contribution Rate.

The actual Effective Contribution Rate for 2019 (contributions divided by hours) was $14.28 per hour. The projected Effective Contribution Rate for 2020 was $14.46 per hour, an increase of $0.18, (or ½ of 70% of the 2019 Bay Area Building Trades Journeyman increase of $0.50), over the 2019 Actual Effective Contribution Rate

Schedule MB, Line 6
Summary of Plan Provisions

Changes in Plan Provisions	None

Sheet Metal Workers Pension Plan of Northern California
EIN: 51-6115939 **Plan Number: 001**
FYE: December 31, 2021

Schedule of Assets Held for Investment Purposes, Form 5500, Schedule H, Line 4i

(a)	(b) Identity of issue, borrower, lessor, or similar party	(c) Description of investment including maturity date, rate of interest, collateral, par or maturity date	(d) Cost	(e) Current value
		see attached	1,153,949,535	1,540,169,439
	Union Bank of CA	Concentration Account, 0.05%	33,452,469	33,452,469
	Union Bank of CA	Admin Checking Account, 0.05%	4,089,669	4,089,669
Total			1,191,491,673	1,577,711,577

Schedule Of Assets Held

Investment Allocation

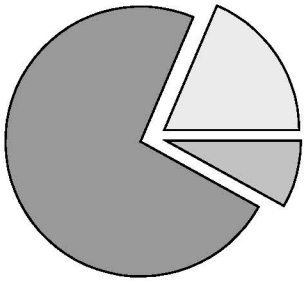

18.5%	DEBT SECURITIES	282,289,240.71
73.4%	EQUITY SECURITIES	1,119,132,036.91
8.1%	SHORT TERM INVESTMENTS	124,026,745.11
100.0%	Total	1,525,448,022.73

Investment Summary

	Cost	Market Value	% of Acct	Estim Ann Inc	Income Yield
DEBT SECURITIES	238,638,719.03	282,289,240.71	18.51	5,371,060	1.90
EQUITY SECURITIES	776,562,654.79	1,119,132,036.91	73.36	7,351,787	0.66
SHORT TERM INVESTMENTS	124,026,745.11	124,026,745.11	8.13	137,017	0.11
Total Assets	1,139,228,118.93	1,525,448,022.73	100.00	12,859,864	0.84

Schedule Of Assets Held

UNITS	ASSET DESCRIPTION	COST	UNIT PRICE	MARKET VALUE	UNREALIZED GAIN/LOSS	YIELD AT MARKET
	DEBT SECURITIES					
	US GOVERNMENT OBLIGATIONS					

Schedule Of Assets Held

UNITS	ASSET DESCRIPTION	COST	UNIT PRICE	MARKET VALUE	UNREALIZED GAIN/LOSS	YIELD AT MARKET
1,768,000	UNITED STATES TREAS NTS 1.5%02/1 0.125% PIDI NTS 30/09/2022 USD (BG-2022) .125% 09/30/2022 91282CAN1 ACCOUNT 3055002045 1,768,000	1,766,003.11	99.867	1,765,648.56	354.55-	0.125
300,000	UNITED STATES TREAS BDS 1.5% 02/28/2023 912828P79 ACCOUNT 3055002045 300,000	303,844.76	101.184	303,552.00	292.76-	1.482
3,403,000	UNITED STATES TREAS NTS 1.5%02/1 0.625% NTS 15/10/2024 USD (AT-2024) .625% 10/15/2024 91282CDB4 ACCOUNT 3055002045 430,000 ACCOUNT 3055002250 2,973,000	3,389,519.75	99.211	3,376,150.33	13,369.42-	0.630
2,105,000	UNITED STATES TREAS NTS 1.5%02/1 0.25% PIDI NTS 31/08/2025 USD (AC-2025) .25% 08/31/2025 91282CAJ0 ACCOUNT 3055002045 850,000 ACCOUNT 3055002250 1,255,000	2,054,955.00	96.91	2,039,955.50	14,999.50-	0.258
1,073,000	UNITED STATES TREAS NTS 1.5%02/1 0% PIDI NTS 28/02/2026 USD (V-2026) .5% 02/28/2026 91282CBQ3 ACCOUNT 3055002250 1,073,000	1,044,459.77	97.207	1,043,031.11	1,428.66-	0.514
348,000	UNITED STATES TREAS BDS 1.5% 08/15/2026 9128282A7 ACCOUNT 3055002250 348,000	353,737.73	101.191	352,144.68	1,593.05-	1.482
1,699,000	UNITED STATES TREAS NTS 1.5%02/1 0% NTS 31/10/2026 USD (AF-2026) 1.125% 10/31/2026 91282CDG3 ACCOUNT 3055002045 261,000 ACCOUNT 3055002250 1,438,000	1,691,593.47	99.398	1,688,772.02	2,821.45-	1.132
2,853,000	UNITED STATES TREAS BDS 0.625% PIDI NTS 15/05/2030 USD (C-2030) .625% 05/15/2030 912828ZQ6 ACCOUNT 3055002250 2,853,000	2,636,265.87	93.598	2,670,350.94	34,085.07	0.668

Schedule Of Assets Held

UNITS	ASSET DESCRIPTION	COST	UNIT PRICE	MARKET VALUE	UNREALIZED GAIN/LOSS	YIELD AT MARKET
2,377,000	UNITED STATES TREAS NTS 1.5%02/1 1.25% NTS 15/08/2031 USD (E-2031) 1.25% 08/15/2031 91282CCS8 ACCOUNT 3055002045 1,280,000 ACCOUNT 3055002250 1,097,000	2,304,965.93	97.891	2,326,869.07	21,903.14	1.277
1,601,000	UNITED STATES TREAS NTS 1.5%02/1 US TREASURY N/B 1.375% 11/15/2031 91282CDJ7 ACCOUNT 3055002045 1,601,000	1,581,244.06	98.859	1,582,732.59	1,488.53	1.391
2,066,000	UNITED STATES TREAS BDS 0% PIDI BDS 15/05/2040 USD (BONDS 05/40) 1.125% 05/15/2040 912810SR0 ACCOUNT 3055002045 2,066,000	1,943,171.89	87.926	1,816,551.16	126,620.73-	1.279
3,292,000	UNITED STATES TREAS BDS 1.25% PIDI BDS 05/15/2050 USD (BONDS 05/50) 1.25% 05/15/2050 912810SN9 ACCOUNT 3055002045 3,292,000	2,831,450.55	85.328	2,808,997.76	22,452.79-	1.465
	TOTAL US GOVERNMENT OBLIGATIONS	21,901,211.89		21,774,755.72	126,456.17-	
	MORTGAGE BACKED SECURITIES					
19,865.66	FEDERAL HOME LN MTG CORP GOLD POOL 6.5% 04/01/2026 3128P7CK7 ACCOUNT 3055002045 19,865.66	21,516.87	111.037	22,058.23	541.36	5.854
17,888.66	FEDERAL NATL MTG ASSN 5.500 2029-01-01 USD 5.5% 01/01/2029 31403DLK3 ACCOUNT 3055002045 17,888.66	18,681.32	109.448	19,578.78	897.46	5.025
175,211.28	FEDERAL NATL MTG ASSN GTD MTG 2.500 2029-12-01 USD 2.5% 12/01/2029 3140J5EA3 ACCOUNT 3055002045 175,211.28	180,953.46	101.762	178,298.50	2,654.96-	2.457
104,947.55	FEDERAL NATL MTG ASSN POOL NBR MA0895 3.5% 11/01/2031 31417Y7H4 ACCOUNT 3055002045 104,947.55	112,050.05	106.41	111,674.69	375.36-	3.289

Schedule Of Assets Held

UNITS	ASSET DESCRIPTION	COST	UNIT PRICE	MARKET VALUE	UNREALIZED GAIN/LOSS	YIELD AT MARKET
28,061.39	FEDERAL NATL MTG ASSN POOL #545993 6% 11/01/2032 31385JRN0 ACCOUNT 3055002045 28,061.39	30,558.81	112.026	31,436.05	877.24	5.356
28,441.67	FEDERAL NATL MTG ASSN 6% 03/01/2033 31385W2D0 ACCOUNT 3055002045 28,441.67	30,909.20	114.756	32,638.52	1,729.32	5.228
263,037.5	FEDERAL HOME LN MTG CORP PARTN C GROUP NBR C9-1816 GOLD POOL 3.5% 03/01/2035 3128P8AR2 ACCOUNT 3055002250 263,037.5	292,648.19	107.012	281,481.69	11,166.50-	3.271
30,702.92	FEDERAL HOME LN MTG CORP PARTN C GROUP NBR C9-1844 GOLD POOL 3.5% 09/01/2035 3128P8BM2 ACCOUNT 3055002045 30,702.92	32,823.87	106.998	32,851.51	27.64	3.271
47,719.29	FEDERAL HOME LN MTG CORP PARTN C GOLD POOL 5% 06/01/2036 3128M7DM5 ACCOUNT 3055002045 47,719.29	51,894.00	113.063	53,952.86	2,058.86	4.422
247,081.15	FEDERAL NATL MTG ASSN GTD MTG PA 5.500 2036-09-01 USD 5.5% 09/01/2036 31419AW94 ACCOUNT 3055002045 247,081.15	276,051.48	112.938	279,048.51	2,997.03	4.870
223,099.9	FEDERAL HOME LN MTG CORP PARTN C GROUP NBR C9-1925 3.5% 04/01/2037 3128P8D65 ACCOUNT 3055002045 223,099.9	235,597.97	106.643	237,920.43	2,322.46	3.282
3,164.43	FEDERAL NATL MTG ASSN 6.000 2037-10-01 USD 6% 10/01/2037 31412SBX2 ACCOUNT 3055002045 3,164.43	3,195.04	110.085	3,483.56	288.52	5.450
2,110.36	FEDERAL NATL MTG ASSN 6.000 2037-12-01 USD 6% 12/01/2037 31413U2F5 ACCOUNT 3055002045 2,110.36	2,130.51	110.059	2,322.64	192.13	5.452

Schedule Of Assets Held

UNITS	ASSET DESCRIPTION	COST	UNIT PRICE	MARKET VALUE	UNREALIZED GAIN/LOSS	YIELD AT MARKET
146,498.97	FEDERAL NATL MTG ASSN GTD MTG 4.5% 07/01/2041 3138ANMM2 ACCOUNT 3055002045 146,498.97	159,261.05	110.616	162,051.30	2,790.25	4.068
113,164.06	FEDERAL NATL MTG ASSN GTD MTG POOL NBR AS7568 4.5% 07/01/2046 3138WHMS8 ACCOUNT 3055002045 113,164.06	126,604.36	108.363	122,627.97	3,976.39-	4.153
64,395.13	FEDERAL NATL MTG ASSN GTD MTG POOL NBR CA1218 4.5% 02/01/2048 3140Q8K87 ACCOUNT 3055002045 64,395.13	69,204.49	107.229	69,050.25	154.24-	4.197
37,183.52	FEDERAL NATL MTG ASSN 4.500 2048-12-01 USD 4.5% 12/01/2048 3140JGLW3 ACCOUNT 3055002045 37,183.52	40,606.61	107.054	39,806.45	800.16-	4.203
257,547.48	FEDERAL HOME LOAN MTG CORP 2.500 2051-08-01 USD 2.5% 08/01/2051 3132DWB69 ACCOUNT 3055002045 257,547.48	267,155.22	102.171	263,138.84	4,016.38-	2.447
	TOTAL MORTGAGE BACKED SECURITIES	1,951,842.50		1,943,420.78	8,421.72-	
	COLLATERALIZED MTG OBLIGATIONS					
1,218,063.78	FEDERAL NATL MTG ASSN GTD REMIC TR 2012-M2 CL-X VAR RATE CMO .776% 02/25/2022 3136A4TZ2 ACCOUNT 3055002045 1,218,063.78	68,801.82	0.001	12.18	68,789.64-	67,303.530
102,454.65	FEDERAL HOME LN MTG CORP MULTICL CMO 3.5% 11/15/2026 3137AHDW5 ACCOUNT 3055002045 102,454.65	871,361.92	104.2274	106,785.86	764,576.06-	3.358
415,000	FEDERAL NATL MTG ASSN GTD REMIC CMO 2.5% 03/25/2028 3136ACYJ4 ACCOUNT 3055002250 415,000	388,154.69	102.4515	425,173.77	37,019.08	2.440
286,309.05	FREDDIE MAC - STACR 5.65771% 07/25/2028 3137G0HW2 ACCOUNT 3055002045 286,309.05	300,266.62	104.1347	298,146.98	2,119.64-	1.999

Schedule Of Assets Held

UNITS	ASSET DESCRIPTION	COST	UNIT PRICE	MARKET VALUE	UNREALIZED GAIN/LOSS	YIELD AT MARKET
113,503.83	FEDERAL NATL MTG ASSN CMO 0% 08/25/2036 31396KJK9 ACCOUNT 3055002045 113,503.83	1,648,908.97	95.5302	108,430.38	1,540,478.59-	0.000
87,567.1	FEDERAL NATL MTG ASSN CMO 0% 09/25/2036 31396KU42 ACCOUNT 3055002045 87,567.1	1,002,268.45	93.5246	81,896.76	920,371.69-	0.000
237,311.12	FEDERAL NATL MTG ASSN CMO 0% 12/25/2036 31396LU57 ACCOUNT 3055002045 237,311.12	193,974.50	90.135	213,900.28	19,925.78	0.000
188,938.13	FRESB 2017-SB30 MTG TR CMO 2.46% 03/25/2037 30295YAB2 ACCOUNT 3055002250 188,938.13	237,356.47	99.9908	188,920.67	48,435.80-	2.460
414,940.1	FEDERAL NATIONAL MTG ASSN CMO 5.5% 04/25/2037 31396VAU2 ACCOUNT 3055002045 414,940.1	644,646.83	114.1246	473,548.77	171,098.06-	4.819
1,000,858.09	GOVERNMENT NATL MTG ASSN GTD REM CMO 5.5% 10/20/2037 38375LUQ1 ACCOUNT 3055002045 1,000,858.09	677,516.36	118.6533	1,187,551.55	510,035.19	4.635
255,879.51	FEDERAL HOME LN MTG CORP MULTICL CMO 0% 11/15/2037 31397PFH8 ACCOUNT 3055002045 255,879.51	1,514,958.39	90.3288	231,132.94	1,283,825.45-	0.000
190,138.85	FEDERAL NATL MTG ASSN CMO 5% 04/25/2038 31396YS29 ACCOUNT 3055002045 190,138.85	409,675.17	111.0504	211,149.99	198,525.18-	4.502
497,144.03	GOVERNMENT NATL MTG ASSN CMO 0% 05/20/2038 38381R5Q8 ACCOUNT 3055002045 497,144.03	456,901.10	91.4444	454,610.38	2,290.72-	0.000
338,788.61	FEDERAL HOME LN MTG CORP MULTICL CMO 4.5% 01/15/2041 3137A4ZS9 ACCOUNT 3055002045 338,788.61	355,728.04	109.5188	371,037.08	15,309.04	4.109

Schedule Of Assets Held

UNITS	ASSET DESCRIPTION	COST	UNIT PRICE	MARKET VALUE	UNREALIZED GAIN/LOSS	YIELD AT MARKET
308,350.15	FEDERAL NATL MTG ASSN GTD REMIC CMO 4.5% 06/25/2041 31397UMX4 ACCOUNT 3055002045 308,350.15	3,462,243.72	109.5676	337,851.70	3,124,392.02-	4.107
252,000	FREDDIE MAC - STACR CMO 1.54967% 10/25/2041 35564KKY4 ACCOUNT 3055002045 252,000	252,000.00	99.9399	251,848.62	151.38-	1.549
108,095.46	FANNIE MAE - CAS CMO .95% 11/25/2041 20754KAA9 ACCOUNT 3055002045 108,095.46	108,095.46	100.0626	108,163.12	67.66	0.949
330,256.26	FEDERAL NATL MTG ASSN GTD REMIC CMO 1.5% 08/25/2042 3136AB4K6 ACCOUNT 3055002045 330,256.26	794,510.30	99.9306	330,027.19	464,483.11-	1.501
100,886.49	FEDERAL HOME LN MTG CORP MULTICL CMO 2% 09/15/2042 3137AXSY0 ACCOUNT 3055002045 100,886.49	425,119.98	101.8515	102,754.44	322,365.54-	1.964
465,000	FEDERAL NATL MTG ASSN GTD REMIC CMO 3% 02/25/2043 3136ADSQ3 ACCOUNT 3055002250 465,000	441,168.75	105.0107	488,299.57	47,130.82	2.857
433,470.453	SEQUOIA MTG TRUST CMO 3% 06/25/2043 81745CAB9 ACCOUNT 3055002045 433,470.453	442,681.71	99.9628	433,309.33	9,372.38-	3.001
222,823.38	GOVERNMENT NATL MTG ASSN GTD REM CMO 4% 08/20/2043 38378VY66 ACCOUNT 3055002045 222,823.38	1,727,694.12	108.6788	242,161.75	1,485,532.37-	3.681
145,809.75	FEDERAL NATL MTG ASSN GTD REMIC CMO 3% 03/25/2044 3136AWKG1 ACCOUNT 3055002045 145,809.75	182,340.03	101.9554	148,660.90	33,679.13-	2.942
110,598.18	FEDERAL HOME LN MTG CORP MULTICL CMO 3.5% 05/15/2045 3137F4J78 ACCOUNT 3055002045 110,598.18	132,781.52	102.6015	113,475.36	19,306.16-	3.411

Schedule Of Assets Held

UNITS	ASSET DESCRIPTION	COST	UNIT PRICE	MARKET VALUE	UNREALIZED GAIN/LOSS	YIELD AT MARKET
144,656.95	FEDERAL HOME LN MTG CORP MULTICL CMO 4% 06/15/2045 3137F3Q31 ACCOUNT 3055002250 144,656.95	150,058.99	100.494	145,371.61	4,687.38-	3.980
250,000	FREMF 2012-K21 MTG TR CMO 144A CL C 3.93149% 07/25/2045 30290TAQ5 ACCOUNT 3055002250 250,000	258,369.14	101.1559	252,889.85	5,479.29-	3.887
126,065.81	FEDERAL HOME LN MTG CORP MULTICL CMO 3.5% 10/15/2045 3137BPYH6 ACCOUNT 3055002045 126,065.81	194,415.94	105.7088	133,262.68	61,153.26-	3.311
450,000	WFRBS COML MTG TR 2012-C10 CMO 3.744% 12/15/2045 92890NAX7 ACCOUNT 3055002250 450,000	440,806.64	99.3228	446,952.51	6,145.87	3.770
610,000	COMM 2013-LC6 MTG TR CMO CTF CL A-M 3.282% 01/10/2046 20048EBA8 ACCOUNT 3055002045 340,000 ACCOUNT 3055002250 270,000	628,228.52	101.7803	620,860.08	7,368.44-	3.225
770,000	GS MTG SECS TR 2013-GCJ14 CMO CL A-5 4.243% 08/10/2046 36198FAE2 ACCOUNT 3055002045 510,000 ACCOUNT 3055002250 260,000	823,460.94	104.1866	802,236.97	21,223.97-	4.072
380,000	CITIGROUP COML MTG TR 2013-GC15 CMO 4.371% 09/10/2046 17321JAD6 ACCOUNT 3055002250 380,000	408,737.50	104.6533	397,682.54	11,054.96-	4.177
495,000	COMM 2013-CCRE13 MTG TR CMO 4.194% 10/10/2046 12630BBA5 ACCOUNT 3055002045 255,000 ACCOUNT 3055002250 240,000	536,050.20	104.9164	519,336.08	16,714.12-	3.997
895,000	COMM 2014-CCRE15 MTG TR CMO 4.074% 02/10/2047 12591RBA7 ACCOUNT 3055002045 470,000 ACCOUNT 3055002250 425,000	963,698.24	104.6394	936,522.27	27,175.97-	3.893

Schedule Of Assets Held

UNITS	ASSET DESCRIPTION	COST	UNIT PRICE	MARKET VALUE	UNREALIZED GAIN/LOSS	YIELD AT MARKET
848,887.02	COMM 2014-CCRE14 MTG TR CMO 3.743% 02/12/2047 12630DAW4 ACCOUNT 3055002250 848,887.02	907,636.28	102.5879	870,855.37	36,780.91-	3.649
1,120,000	CITIGROUP COML MTG TR CMO 4.023% 03/10/2047 17322AAD4 ACCOUNT 3055002045 630,000 ACCOUNT 3055002250 490,000	1,205,684.38	105.0319	1,176,357.05	29,327.33-	3.830
326,807.77	GOVERNMENT NATL MTG ASSN GTD REM CMO 5% 05/20/2047 38376UZR3 ACCOUNT 3055002045 326,807.77	362,186.17	126.4904	413,380.39	51,194.22	3.953
348,264.87	J P MORGAN CHASE COML MTG SECS T CMO 3.4614% 07/15/2047 46642CBK5 ACCOUNT 3055002045 348,264.87	362,970.90	102.9518	358,544.88	4,426.02-	3.362
200,000	NEW YORK NY HSG DEV CORP CMO 3.709% 02/15/2048-2024 64966TFD1 ACCOUNT 3055002045 200,000	213,570.31	104.773	209,546.00	4,024.31-	3.540
370,000	WELLS FARGO COML MTG TR 2015-C29 CMO 3.637% 06/15/2048 94989KAV5 ACCOUNT 3055002250 370,000	404,167.19	106.2092	392,974.08	11,193.11-	3.424
280,000	CSAIL 2015-C4 COML MTG TR CMO 3.8079% 11/18/2048 12635RAX6 ACCOUNT 3055002045 280,000	303,351.56	107.0291	299,681.37	3,670.19-	3.558
190,800.72	BRAVO RESIDENTIAL FUNDING TRUST CMO .941% 02/25/2049 10569TAA6 ACCOUNT 3055002045 190,800.72	190,798.55	99.2046	189,283.13	1,515.42-	0.949
598,583.46	FEDERAL HOME LOAN MTG CORP CMO 2.15771% 07/25/2049 35564TAH3 ACCOUNT 3055002045 325,317.1 ACCOUNT 3055002250 273,266.36	606,626.93	100.6799	602,653.23	3,973.70-	0.310
90,823.36	FEDERAL HOME LOAN MTG CORP CMO 1.95188% 02/25/2050 35565KAH1	91,703.21	100.345	91,136.73	566.48-	1.935

Schedule Of Assets Held

UNITS	ASSET DESCRIPTION	COST	UNIT PRICE	MARKET VALUE	UNREALIZED GAIN/LOSS	YIELD AT MARKET
	ACCOUNT 3055002250 90,823.36					
249,658.74	GS MORTGAGE-BACKED SECURITIES CMO 2.5% 11/25/2051 36262LAJ9	255,705.19	101.0373	252,248.53	3,456.66-	2.474
	ACCOUNT 3055002045 249,658.74					
1,542,957.62	GOVERNMENT NATL MTG ASSN CMO .68536% 12/16/2051 38378BQ77	121,062.73	2.1248	32,785.07	88,277.66-	32.255
	ACCOUNT 3055002045 1,542,957.62					
308,037.53	GOVERNMENT NATL MTG ASSN GTD MUL CMO .90267% 03/16/2052 38378KSD2	27,001.42	2.6315	8,106.07	18,895.35-	34.125
	ACCOUNT 3055002045 308,037.53					
305,000	MELLO WAREHOUSE CMO 1.00188% 10/25/2053 585505AA8	305,142.19	99.9516	304,852.38	289.81-	0.992
	ACCOUNT 3055002045 305,000					
350,000	MELLO WAREHOUSE SECURITIZATION CMO .90771% 11/25/2053 58551VAA0	351,104.69	99.6237	348,682.95	2,421.74-	0.895
	ACCOUNT 3055002250 350,000					
3,439,554.71	GOVERNMENT NATL MTG ASSN GTD MUL CMO .09799% 12/16/2053 38378KEX3	254,742.02	0.4937	16,982.11	237,759.91-	21.708
	ACCOUNT 3055002045 3,439,554.71					
1,495,648.91	GOVERNMENT NATL MTG ASSN GTD MUL CMO .49305% 06/16/2054 38378KCX5	111,706.26	1.7465	26,121.81	85,584.45-	28.399
	ACCOUNT 3055002045 1,495,648.91					
2,705,808.26	GOVERNMENT NATL MTG ASSN GTD MUL CMO .30616% 06/16/2054 38378KYB9	135,290.41	0.6359	17,205.96	118,084.45-	48.683
	ACCOUNT 3055002045 2,705,808.26					
1,545,506.77	GOVERNMENT NATL MTG ASSN GTD MUL CMO .27496% 10/16/2054 38378KHN2	116,661.04	1.4626	22,604.43	94,056.61-	24.819
	ACCOUNT 3055002045 1,545,506.77					
948,133.71	GOVERNMENT NATL MTG ASSN GTD MUL CMO .38438% 10/16/2054 38378KRX9	69,282.05	1.7732	16,812.12	52,469.93-	25.999
	ACCOUNT 3055002045 948,133.71					

Schedule Of Assets Held

UNITS	ASSET DESCRIPTION	COST	UNIT PRICE	MARKET VALUE	UNREALIZED GAIN/LOSS	YIELD AT MARKET
1,000,000	BENCHMARK MORTGAGE TRUST CMO 2.669% 12/15/2054 08163MAE7 ACCOUNT 3055002045 610,000 ACCOUNT 3055002250 390,000	1,029,927.20	103.7555	1,037,554.51	7,627.31	2.572
575,000	NEWREZ WAREHOUSE SECURITIZATION CMO .85188% 05/25/2055 65246PAA9 ACCOUNT 3055002045 300,000 ACCOUNT 3055002250 275,000	575,000.00	99.7675	573,663.01	1,336.99-	0.844
795,844.07	GOVERNMENT NATL MTG ASSN CMO .36379% 09/16/2055 38378N2L6 ACCOUNT 3055002045 795,844.07	55,728.99	1.4557	11,585.42	44,143.57-	25.142
646,469.76	FREDDIE MAC SEASONED CR RISK TRA CMO 3% 09/25/2055 35563PAA7 ACCOUNT 3055002250 646,469.76	775,083.91	103.5544	669,447.88	105,636.03-	2.897
235,915.76	FREDDIE MAC SEASONED CR RISK TRA CMO 3% 08/25/2056 35563PBC2 ACCOUNT 3055002250 235,915.76	275,161.96	103.30	243,700.93	31,461.03-	2.904
299,571.95	FREDDIE MAC SEASONED CR RISK TRA CMO 3% 05/25/2057 35563PDZ9 ACCOUNT 3055002250 299,571.95	355,752.26	103.0469	308,699.46	47,052.80-	2.911
697,166.45	FREDDIE MAC SEASONED CR RISK TRA CMO 3.5% 06/25/2057 35563PCM9 ACCOUNT 3055002250 697,166.45	6,922,152.91	106.3526	741,454.58	6,180,698.33-	3.291
380,346.17	FREDDIE MAC SEASONED CR RISK TRA CMO 3.5% 08/25/2057 35563PGG8 ACCOUNT 3055002250 380,346.17	450,023.06	103.7466	394,596.11	55,426.95-	3.374
575,000	BANK 2021-BNK35 CMO 2.285% 06/15/2064 06540CBF3 ACCOUNT 3055002250 575,000	592,231.83	100.7023	579,037.94	13,193.89-	2.269
533,084.36	ANGEL OAK MORTGAGE TRUST CMO 1.035% 01/20/2065 03464EAA0	533,080.68	98.6784	526,038.90	7,041.78-	1.049

Schedule Of Assets Held

UNITS	ASSET DESCRIPTION	COST	UNIT PRICE	MARKET VALUE	UNREALIZED GAIN/LOSS	YIELD AT MARKET
	ACCOUNT 3055002045 264,443.42 ACCOUNT 3055002250 268,640.94					
418,615.24	GCAT CMO .874% 01/25/2066 36167TAA7 ACCOUNT 3055002045 218,821.6 ACCOUNT 3055002250 199,793.64	417,830.34	98.9872	414,375.59	3,454.75-	0.883
452,847.46	VERUS SECURITIZATION TRUST CMO 1.046% 06/25/2066 92539LAA8 ACCOUNT 3055002045 236,623 ACCOUNT 3055002250 216,224.46	453,215.54	98.8411	447,599.50	5,616.04-	1.058
	TOTAL COLLATERALIZED MTG OBLIGATIONS	52,949,242.91		28,133,527.09	24,815,715.82-	
	ASSET BACKED SECURITIES					
206,056.78	HYUNDAI AUTO RECEIVABLES TRUST ABS .23% 02/15/2024 44933LAB9 ACCOUNT 3055002250 206,056.78	206,036.18	99.9375	205,927.99	108.19-	0.230
296,000	CARMAX AUTO OWNER TRUST 3.67% 05/15/2024 14315EAE0 ACCOUNT 3055002250 296,000	295,905.28	102.6608	303,875.85	7,970.57	3.575
402,759.27	GM FINANCIAL CONSUMER AUTOMOBILE ABS .27% 06/17/2024 380149AB0 ACCOUNT 3055002250 402,759.27	402,915.27	99.9645	402,616.21	299.06-	0.270
520,000	VERIZON OWNER TRUST ABS 2.06% 07/20/2024 92348TAD6 ACCOUNT 3055002045 320,000 ACCOUNT 3055002250 200,000	519,902.92	101.1953	526,215.72	6,312.80	2.036
244,000	CAPITAL ONE ABS 1.72% 08/15/2024 14041NFU0 ACCOUNT 3055002250 244,000	248,584.53	100.8246	246,011.98	2,572.55-	1.706
535,000	FORD CR FLOORPLAN MASTER OWNER T ABS 2.48% 09/15/2024 34528QFU3 ACCOUNT 3055002250 535,000	550,632.03	101.3799	542,382.63	8,249.40-	2.446
263,000	AMERICREDIT AUTOMOBILE RECEI ABS 3.74% 10/18/2024 03066MAF3	262,916.50	102.0106	268,287.83	5,371.33	3.666

Schedule Of Assets Held

UNITS	ASSET DESCRIPTION	COST	UNIT PRICE	MARKET VALUE	UNREALIZED GAIN/LOSS	YIELD AT MARKET
	ACCOUNT 3055002250 263,000					
470,000	HONDA AUTO RECEIVABLES OWNER TRU ABS .33% 08/15/2025 43811JAC1 ACCOUNT 3055002250 470,000	469,981.67	99.095	465,746.64	4,235.03-	0.333
220,000	TESLA AUTO LEASE TRUST ABS .6% 09/22/2025 88161KAC9 ACCOUNT 3055002250 220,000	219,955.12	98.7886	217,334.85	2,620.27-	0.607
270,000	SYNCHRONY CR CARD MASTER NT TR ABS 2.62% 10/15/2025 87165LBU4 ACCOUNT 3055002250 270,000	278,284.57	101.6717	274,513.48	3,771.09-	2.577
320,000	HONDA AUTO RECEIVABLES OWNER TRU ABS .41% 11/18/2025 43815EAC8 ACCOUNT 3055002250 320,000	319,995.33	98.9443	316,621.66	3,373.67-	0.414
375,000	TOYOTA LEASE OWNER TRUST ABS .45% 11/20/2025 89239CAD1 ACCOUNT 3055002045 375,000	374,975.81	98.7191	370,196.44	4,779.37-	0.456
295,000	TOYOTA AUTO RECEIVABLES OWNER TR ABS .71% 04/15/2026 89238JAC9 ACCOUNT 3055002250 295,000	294,993.72	99.3853	293,186.72	1,807.00-	0.714
320,000	HYUNDAI AUTO RECEIVABLES TRUST ABS .74% 05/15/2026 44935FAD6 ACCOUNT 3055002250 320,000	319,928.58	99.3144	317,806.05	2,122.53-	0.745
610,000	GM FINANCIAL CONSUMER AUTOMOBILE ABS .68% 09/16/2026 362554AC1 ACCOUNT 3055002250 610,000	607,616.20	99.2489	605,418.05	2,198.15-	0.685
380,000	CAPITAL ONE ABS 1.04% 11/16/2026 14041NFY2 ACCOUNT 3055002045 380,000	379,947.64	99.5778	378,395.53	1,552.11-	1.044
265,000	CARMAX AUTO OWNER TRUST ABS 1.03% 12/15/2026 14314QAE4 ACCOUNT 3055002045 265,000	264,971.91	98.5017	261,029.45	3,942.46-	1.046

Schedule Of Assets Held

UNITS	ASSET DESCRIPTION	COST	UNIT PRICE	MARKET VALUE	UNREALIZED GAIN/LOSS	YIELD AT MARKET
485,000	HYUNDAI AUTO RECEIVABLES TRUST ABS 1.09% 05/17/2027 44933LAE3 ACCOUNT 3055002045 485,000	484,935.59	98.1379	475,968.67	8,966.92-	1.111
675,000	VERIZON MASTER TRUST ABS .5% 05/20/2027 92348KAA1 ACCOUNT 3055002045 675,000	674,817.46	98.7095	666,288.86	8,528.60-	0.507
111,435.71	FEDERAL NATL MTG ASSN SER 2003-W13 CL AF5 4.822028% 10/25/2033 31393C7C1 ACCOUNT 3055002045 111,435.71	115,766.10	112.6033	125,480.23	9,714.13	4.260
259,743.46	PROGRESS RESIDENTIAL TRUST ABS 3.422% 03/17/2036 74333BAA6 ACCOUNT 3055002045 259,743.46	265,790.62	100.0697	259,924.45	5,866.17-	3.420
295,000	PROGRESS RESIDENTIAL TRUST ABS 1.805% 03/18/2038 74331FAG6 ACCOUNT 3055002250 295,000	293,985.94	95.7681	282,515.87	11,470.07-	1.885
255,000	PROGRESS RESIDENTIAL TRUST ABS 2.225% 07/19/2038 74333HAG0 ACCOUNT 3055002250 255,000	257,440.43	97.9569	249,790.02	7,650.41-	2.271
265,000	AMSR TRUST ABS 2.177% 10/17/2038 00180UAD7 ACCOUNT 3055002250 265,000	265,910.94	97.6028	258,647.34	7,263.60-	2.230
440,000	PROGRESS RESIDENTIAL TRUST ABS 1.51% 10/17/2038 74333TAA7 ACCOUNT 3055002045 440,000	439,979.10	97.7606	430,146.64	9,832.46-	1.545
215,000	PROGRESS RESIDENTIAL TRUST ABS 1.931% 10/17/2038 74333TAE9 ACCOUNT 3055002250 215,000	213,740.23	98.2283	211,190.89	2,549.34-	1.966
250,000	VANTAGE DATA CENTERS LLC ABS 2.165% 10/15/2046 92212KAD8 ACCOUNT 3055002045 250,000	250,000.00	98.6719	246,679.67	3,320.33-	2.194

Schedule Of Assets Held

UNITS	ASSET DESCRIPTION	COST	UNIT PRICE	MARKET VALUE	UNREALIZED GAIN/LOSS	YIELD AT MARKET
483,123.04	FLAGSTAR MORTGAGE TRUST ABS 2.5% 06/01/2051 33852FAE6 ACCOUNT 3055002045 251,034.52 ACCOUNT 3055002250 232,088.52	495,352.08	101.0039	487,973.12	7,378.96-	2.475
232,067.59	TOWD POINT MORTGAGE TRUST ABS 1.75% 10/25/2060 89179JAA4 ACCOUNT 3055002045 232,067.59	236,092.50	99.768	231,529.24	4,563.26-	1.754
	TOTAL ASSET BACKED SECURITIES	10,011,354.25		9,921,702.08	89,652.17-	
	MUNICIPAL OBLIGATIONS					
910,000	AMERICAN MUN PWR-OHIO INC TXBL-REF-PRAIRIE STATE ENERGY 2.219% 02/15/2023 02765UNZ3 ACCOUNT 3055002045 580,000 ACCOUNT 3055002250 330,000	910,000.00	101.554	924,141.40	14,141.40	2.185
300,000	SALES TAX SECURITIZATION CORP IL TXBL-REF-SECOND LIEN-SER B SECURITIZATION BDS 2020 B 2.225% 01/01/2024 79467BDC6 ACCOUNT 3055002045 190,000 ACCOUNT 3055002250 110,000	300,000.00	101.91	305,730.00	5,730.00	2.183
240,000	SALES TAX SECURITIZATION CORP IL TXBL-REF-SECOND LIEN-SER B SECURITIZATION BDS 2020 B 2.325% 01/01/2025 79467BDD4 ACCOUNT 3055002045 150,000 ACCOUNT 3055002250 90,000	240,000.00	102.312	245,548.80	5,548.80	2.272
370,000	BUCKEYE OHIO TAXABLE SR ASSET BACKED REF BDS 2020 A1 CL1 1.95% 06/01/2026 118217CF3 ACCOUNT 3055002045 235,000 ACCOUNT 3055002250 135,000	370,000.00	100.519	371,920.30	1,920.30	1.940
450,000	NEW JERSEY ST TRANSN TR FD TXBL-REF-TRANSPORTATION SYSTEM 4.081% 06/15/2039 6461366R7 ACCOUNT 3055002045 450,000	453,195.00	110.867	498,901.50	45,706.50	3.681

Schedule Of Assets Held

UNITS	ASSET DESCRIPTION	COST	UNIT PRICE	MARKET VALUE	UNREALIZED GAIN/LOSS	YIELD AT MARKET
660,000	KENT STATE UNIV OH UNIV REVS TXBL-REF-SER B 3.333% 05/01/2040-2030 490728C34 ACCOUNT 3055002045 660,000	664,085.40	102.593	677,113.80	13,028.40	3.249
235,000	COLORADO HEALTH FACS AUTH REV TXBL-REF-SANFORD HLTH-SER B 3.796% 11/01/2044 19648FNV2 ACCOUNT 3055002045 235,000	243,648.00	112.404	264,149.40	20,501.40	3.377
	TOTAL MUNICIPAL OBLIGATIONS	3,180,928.40		3,287,505.20	106,576.80	
	CORPORATE BONDS					
1,015,000	DELTA AIR LINES INC 3.625% 03/15/2022-2022 247361ZJ0 ACCOUNT 3055002054 1,015,000	975,112.50	100.001	1,015,010.15	39,897.65	3.625
980,000	T-MOBILE USA INC 4% 04/15/2022 87264AAR6 ACCOUNT 3055002054 980,000	1,007,681.30	100.576	985,644.80	22,036.50-	3.977
450,000	PACIFIC GAS & ELEC 1.75% 06/16/2022-2021 694308JE8 ACCOUNT 3055002045 286,000 ACCOUNT 3055002250 164,000	450,553.50	100.00	450,000.00	553.50-	1.750
1,140,000	CIT GROUP INC 5% 08/15/2022 125581GQ5 ACCOUNT 3055002054 1,140,000	1,206,939.75	102.228	1,165,399.20	41,540.55-	4.891
306,000	CITIGROUP INC 2.7% 10/27/2022-2022 172967LQ2 ACCOUNT 3055002045 306,000	320,219.82	101.575	310,819.50	9,400.32-	2.658
330,000	LENNAR CORP SR NT 4.75% 11/15/2022-2022 526057BN3 ACCOUNT 3055002054 330,000	347,613.75	102.25	337,425.00	10,188.75-	4.645
1,145,000	SLM CORP MEDIUM TERM NTS 5.5% 01/25/2023 78442FEQ7 ACCOUNT 3055002054 1,145,000	1,200,637.50	104.15	1,192,517.50	8,120.00-	5.281

Schedule Of Assets Held

UNITS	ASSET DESCRIPTION	COST	UNIT PRICE	MARKET VALUE	UNREALIZED GAIN/LOSS	YIELD AT MARKET
625,000	WYNDHAM DESTINATIONS, INC 3.9% 03/01/2023-2022 98310WAL2 ACCOUNT 3055002054 625,000	648,437.50	101.50	634,375.00	14,062.50-	3.842
328,000	PACIFIC GAS & ELEC 1.367% 03/10/2023-2021 694308JS7 ACCOUNT 3055002250 328,000	328,216.48	99.383	325,976.24	2,240.24-	1.375
219,000	ONE GAS INC .85% 03/11/2023-2021 68235PAJ7 ACCOUNT 3055002250 219,000	219,269.37	99.891	218,761.29	508.08-	0.851
1,175,000	DCP MIDSTREAM OPER LP 3.875% 03/15/2023-2022 23311VAD9 ACCOUNT 3055002054 1,175,000	1,180,527.50	102.50	1,204,375.00	23,847.50	3.780
279,000	EDISON INTERNATIONAL 2.95% 03/15/2023-2023 281020AJ6 ACCOUNT 3055002250 279,000	289,643.85	101.596	283,452.84	6,191.01-	2.904
1,135,000	FREEPORT-MCMORAN COPPER & GOLD SR NT 3.875% 03/15/2023-2022 35671DAZ8 ACCOUNT 3055002054 1,135,000	1,074,081.25	103.50	1,174,725.00	100,643.75	3.744
1,125,000	POLYONE CORPORATION SR NT 5.25% 03/15/2023 73179PAK2 ACCOUNT 3055002054 1,125,000	1,209,712.50	104.75	1,178,437.50	31,275.00-	5.012
560,000	SPRINGLEAF FIN CORP 5.625% 03/15/2023 85172FAL3 ACCOUNT 3055002054 560,000	597,374.40	104.456	584,953.60	12,420.80-	5.385
207,000	AMERICAN CAMPUS CMNTYS OPER PART 3.75% 04/15/2023-2023 024836AA6 ACCOUNT 3055002250 207,000	219,101.22	102.712	212,613.84	6,487.38-	3.651
1,080,000	HCA INC 5.875% 05/01/2023 404121AG0 ACCOUNT 3055002054 1,080,000	1,157,107.35	105.875	1,143,450.00	13,657.35-	5.549

Schedule Of Assets Held

UNITS	ASSET DESCRIPTION	COST	UNIT PRICE	MARKET VALUE	UNREALIZED GAIN/LOSS	YIELD AT MARKET
312,000	GENERAL MTRS FINL CO INC 3.7% 05/09/2023-2023 37045XBK1 ACCOUNT 3055002250 312,000	329,294.29	102.989	321,325.68	7,968.61-	3.593
1,170,000	ADT CORP 4.125% 06/15/2023 00101JAH9 ACCOUNT 3055002054 1,170,000	1,222,712.50	103.865	1,215,220.50	7,492.00-	3.972
46,000	EQUIFAX INC CB 3.95% 06/15/2023-2023 294429AN5 ACCOUNT 3055002250 46,000	49,321.20	103.934	47,809.64	1,511.56-	3.800
261,000	SOUTHERN CO SR 2021C FL NT23 2.95% 07/01/2023-2023 842587CU9 ACCOUNT 3055002250 261,000	273,501.90	102.418	267,310.98	6,190.92-	2.880
386,000	EQT MIDSTREAM PARTNERS L P 4.75% 07/15/2023-2023 26885BAD2 ACCOUNT 3055002054 386,000	387,432.78	104.00	401,440.00	14,007.22	4.567
154,000	BANK OF AMERICA CORP 2.816% 07/21/2023-2022 06051GGQ6 ACCOUNT 3055002250 154,000	156,687.56	101.107	155,704.78	982.78-	2.785
575,000	FORD MOTOR CREDIT CO 4.375% 08/06/2023 345397WK5 ACCOUNT 3055002054 575,000	593,066.35	104.042	598,241.50	5,175.15	4.205
201,000	HEWLETT PACKARD ENTERPRISE CO 4.45% 10/02/2023-2023 42824CBG3 ACCOUNT 3055002250 201,000	218,847.12	105.531	212,117.31	6,729.81-	4.217
210,000	GLP CAPITAL LP / FIN II 5.375% 11/01/2023-2023 361841AF6 ACCOUNT 3055002054 210,000	225,225.00	106.12	222,852.00	2,373.00-	5.065
200,000	AT&T INC 4.05% 12/15/2023 00206RHP0 ACCOUNT 3055002250 200,000	218,626.00	105.818	211,636.00	6,990.00-	3.827

Schedule Of Assets Held

UNITS	ASSET DESCRIPTION	COST	UNIT PRICE	MARKET VALUE	UNREALIZED GAIN/LOSS	YIELD AT MARKET
600,000	SPRINGLEAF FIN CORP 6.125% 03/15/2024-2023 85172FAP4 ACCOUNT 3055002054 600,000	642,417.20	106.023	636,138.00	6,279.20-	5.777
460,000	AMC NETWORKS INC 5% 04/01/2024-2020 00164VAD5 ACCOUNT 3055002054 460,000	467,039.51	100.75	463,450.00	3,589.51-	4.963
200,000	AT&T INC 4.45% 04/01/2024-2024 00206RDC3 ACCOUNT 3055002250 200,000	220,018.00	106.754	213,508.00	6,510.00-	4.168
1,145,000	QVC INC 4.85% 04/01/2024 747262AS2 ACCOUNT 3055002054 1,145,000	1,183,666.35	106.726	1,222,012.70	38,346.35	4.544
1,110,000	AMERIGAS PARTNERS LP 5.625% 05/20/2024 030981AH7 ACCOUNT 3055002054 1,110,000	1,223,786.65	108.117	1,200,098.70	23,687.95-	5.203
401,000	NASDAQ STOCK MARKET INC 4.25% 06/01/2024-2024 631103AF5 ACCOUNT 3055002045 255,000 ACCOUNT 3055002250 146,000	437,992.25	106.248	426,054.48	11,937.77-	4.000
655,000	SPRINT CORP 7.125% 06/15/2024 85207UAH8 ACCOUNT 3055002054 655,000	749,705.00	112.266	735,342.30	14,362.70-	6.347
207,000	2.5% 08/01/2024-2024 05531FBH5 ACCOUNT 3055002250 207,000	218,490.57	103.239	213,704.73	4,785.84-	2.422
204,000	CROWN CASTLE INTL CORP NEW 3.2% 09/01/2024-2024 22822VAG6 ACCOUNT 3055002250 204,000	219,006.24	104.395	212,965.80	6,040.44-	3.065
1,150,000	ICAHN ENTERPRISES/FIN 4.75% 09/15/2024-2024 451102BW6 ACCOUNT 3055002054 1,150,000	1,208,792.50	103.75	1,193,125.00	15,667.50-	4.578
605,000	ALCOA INC 5.125% 10/01/2024-2024 013817AW1 ACCOUNT 3055002054 605,000	645,889.00	107.75	651,887.50	5,998.50	4.756

Schedule Of Assets Held

UNITS	ASSET DESCRIPTION	COST	UNIT PRICE	MARKET VALUE	UNREALIZED GAIN/LOSS	YIELD AT MARKET
1,120,000	ISTAR FINANCIAL INC 4.75% 10/01/2024-2024 45031UCF6 ACCOUNT 3055002054 1,120,000	1,172,881.25	103.75	1,162,000.00	10,881.25-	4.578
465,000	AMERICAN EXPRESS CO 3% 10/30/2024-2024 025816BR9 ACCOUNT 3055002045 268,000 ACCOUNT 3055002250 197,000	485,157.30	104.824	487,431.60	2,274.30	2.862
202,000	CAPITAL ONE FINANCIAL CO 3.3% 10/30/2024-2024 14040HBT1 ACCOUNT 3055002250 202,000	217,543.90	105.269	212,643.38	4,900.52-	3.135
835,000	FORD MOTOR CREDIT CO 4.063% 11/01/2024-2024 345397ZX4 ACCOUNT 3055002054 835,000	862,175.65	105.217	878,561.95	16,386.30	3.862
540,000	DISH DBS CORP 5.875% 11/15/2024 25470XAW5 ACCOUNT 3055002045 280,000 ACCOUNT 3055002250 260,000	581,223.00	102.634	554,223.60	26,999.40-	5.724
471,000	ZIMMER BIOMET HOLDINGS, INC 1.45% 11/22/2024-2022 98956PAU6 ACCOUNT 3055002045 471,000	471,000.00	99.736	469,756.56	1,243.44-	1.454
288,000	EQUIFAX INC 2.6% 12/01/2024-2024 294429AQ8 ACCOUNT 3055002045 288,000	302,682.24	103.392	297,768.96	4,913.28-	2.515
250,000	BANK OF AMERICA CORP 4% 01/22/2025 06051GFM6 ACCOUNT 3055002250 250,000	274,177.50	106.832	267,080.00	7,097.50-	3.744
65,000	HCA INC 5.375% 02/01/2025 404119BR9 ACCOUNT 3055002054 65,000	72,378.15	109.90	71,435.00	943.15-	4.891
1,090,000	WESTERN MIDSTREAM OPERATING LP 4.35% 02/01/2025-2025 958667AB3 ACCOUNT 3055002054 1,090,000	1,061,158.40	104.502	1,139,071.80	77,913.40	4.163

Schedule Of Assets Held

UNITS	ASSET DESCRIPTION	COST	UNIT PRICE	MARKET VALUE	UNREALIZED GAIN/LOSS	YIELD AT MARKET
185,000	JPMORGAN CHASE & CO 3.22% 03/01/2025-2024 46647PAH9 ACCOUNT 3055002250 185,000	194,216.70	103.974	192,351.90	1,864.80-	3.097
400,000	STARWOOD PPTY TR INC 4.75% 03/15/2025-2024 85571BAL9 ACCOUNT 3055002054 400,000	416,000.00	104.00	416,000.00	0.00	4.567
357,000	EPR PPTYS 4.5% 04/01/2025-2025 26884UAB5 ACCOUNT 3055002045 199,000 ACCOUNT 3055002250 158,000	376,170.90	106.514	380,254.98	4,084.08	4.225
345,000	CITIGROUP INC 3.352% 04/24/2025-2024 172967MF5 ACCOUNT 3055002250 345,000	361,832.55	104.434	360,297.30	1,535.25-	3.210
271,000	CITIGROUP INC .981% 05/01/2025-2024 172967MX6 ACCOUNT 3055002250 271,000	272,523.02	99.23	268,913.30	3,609.72-	0.989
496,000	HOWMET AEROSPACE INC 6.875% 05/01/2025-2025 443201AA6 ACCOUNT 3055002054 496,000	577,960.00	114.891	569,859.36	8,100.64-	5.984
995,000	LEVEL 3 FING INC 5.375% 05/01/2025-2020 527298BH5 ACCOUNT 3055002054 995,000	1,019,339.50	102.177	1,016,661.15	2,678.35-	5.260
192,000	SOUTHWEST 5.25% 05/04/2025-2025 844741BJ6 ACCOUNT 3055002250 192,000	218,949.12	111.113	213,336.96	5,612.16-	4.725
374,000	OCCIDENTAL 5.875% 09/01/2025-2025 674599EB7 ACCOUNT 3055002045 196,000 ACCOUNT 3055002250 178,000	406,313.60	110.25	412,335.00	6,021.40	5.329
488,000	BANK OF AMERICA CORP .981% 09/25/2025-2024 06051GJG5 ACCOUNT 3055002250 488,000	488,732.00	98.807	482,178.16	6,553.84-	0.993

Schedule Of Assets Held

UNITS	ASSET DESCRIPTION	COST	UNIT PRICE	MARKET VALUE	UNREALIZED GAIN/LOSS	YIELD AT MARKET
388,000	GOLDMAN SACHS GROUP INC 3.272% 09/29/2025-2024 38141GWQ3 ACCOUNT 3055002250 388,000	415,377.28	104.947	407,194.36	8,182.92-	3.118
30,000	WYNDHAM DESTINATIONS, INC 6.6% 10/01/2025-2025 98310WAM0 ACCOUNT 3055002054 30,000	33,187.50	111.25	33,375.00	187.50	5.933
579,000	CAPITAL ONE FINANCIAL CO 4.2% 10/29/2025-2015 14040HBJ3 ACCOUNT 3055002045 432,000 ACCOUNT 3055002250 147,000	621,590.82	108.772	629,789.88	8,199.06	3.861
135,000	SLM CORP 4.2% 10/29/2025-2025 78442PGD2 ACCOUNT 3055002054 135,000	135,152.69	104.50	141,075.00	5,922.31	4.019
150,000	MERCER INTL INC SBI NEW 5.5% 01/15/2026-2021 588056AW1 ACCOUNT 3055002054 150,000	154,164.00	101.25	151,875.00	2,289.00-	5.432
285,000	BANK OF AMERICA CORP 3.366% 01/23/2026-2025 06051GGZ6 ACCOUNT 3055002045 285,000	302,875.20	105.24	299,934.00	2,941.20-	3.198
576,000	BOEING CO 2.196% 02/04/2026-2023 097023DG7 ACCOUNT 3055002045 298,000 ACCOUNT 3055002250 278,000	578,590.02	100.004	576,023.04	2,566.98-	2.196
341,000	MICRON TECHNOLOGY INC 4.975% 02/06/2026-2025 595112BM4 ACCOUNT 3055002045 150,000 ACCOUNT 3055002250 191,000	393,414.31	111.03	378,612.30	14,802.01-	4.481
551,000	WELLS FARGO & CO MEDIUM TERM SR 2.164% 02/11/2026-2025 95000U2K8 ACCOUNT 3055002045 286,000 ACCOUNT 3055002250 265,000	573,970.34	101.532	559,441.32	14,529.02-	2.131
1,110,000	WESTERN DIGITAL CORP SR NT 4.75% 02/15/2026-2025 958102AM7	1,209,004.15	109.25	1,212,675.00	3,670.85	4.348

Schedule Of Assets Held

UNITS	ASSET DESCRIPTION	COST	UNIT PRICE	MARKET VALUE	UNREALIZED GAIN/LOSS	YIELD AT MARKET
	ACCOUNT 3055002054 1,110,000					
317,000	CNA FINL CORP 4.5% 03/01/2026-2025 126117AT7 ACCOUNT 3055002250 317,000	361,530.12	110.389	349,933.13	11,596.99-	4.076
737,000	CITIGROUP INC 4.6% 03/09/2026 172967KJ9 ACCOUNT 3055002045 373,000 ACCOUNT 3055002250 364,000	811,715.49	110.331	813,139.47	1,423.98	4.169
200,000	T-MOBILE USA INC 2.625% 04/15/2026-2023 87264ABU8 ACCOUNT 3055002045 200,000	205,000.00	100.50	201,000.00	4,000.00-	2.612
180,000	TARGA RESOURCES PARTNERS 5.875% 04/15/2026-2021 87612BBJ0 ACCOUNT 3055002054 180,000	187,560.00	104.347	187,824.60	264.60	5.630
345,000	WELLS FARGO & CO MEDIUM TERM SR 2.188% 04/30/2026-2025 95000U2N2 ACCOUNT 3055002250 345,000	357,456.90	101.809	351,241.05	6,215.85-	2.149
249,000	MYLAN N V 3.95% 06/15/2026-2026 62854AAN4 ACCOUNT 3055002250 249,000	274,886.04	107.874	268,606.26	6,279.78-	3.662
175,000	CNH INDL CAP LLC 1.45% 07/15/2026-2026 12592BAM6 ACCOUNT 3055002250 175,000	173,614.00	97.912	171,346.00	2,268.00-	1.481
533,000	DELL INTERNATIONAL L.L.C. AND EM 4.9% 10/01/2026-2026 24703TAE6 ACCOUNT 3055002045 262,000 ACCOUNT 3055002250 271,000	560,229.79	112.694	600,659.02	40,429.23	4.348
227,000	CONTINENTAL RES INC OKLA PP 144A 2.268% 11/15/2026-2023 212015AU5 ACCOUNT 3055002250 227,000	227,000.00	99.25	225,297.50	1,702.50-	2.285
195,000	JPMORGAN CHASE & CO 1.045% 11/19/2026-2025 46647PBT2 ACCOUNT 3055002250 195,000	193,738.35	97.469	190,064.55	3,673.80-	1.072

Schedule Of Assets Held

UNITS	ASSET DESCRIPTION	COST	UNIT PRICE	MARKET VALUE	UNREALIZED GAIN/LOSS	YIELD AT MARKET
578,000	ONEMAIN FINANCIAL CORPORATION 3.5% 01/15/2027-2024 682691AB6 ACCOUNT 3055002045 301,000 ACCOUNT 3055002250 277,000	578,722.50	98.875	571,497.50	7,225.00-	3.540
245,000	HCA INC 4.5% 02/15/2027-2026 404119BU2 ACCOUNT 3055002250 245,000	278,320.10	110.221	270,041.45	8,278.65-	4.083
182,000	QVC INC 4.75% 02/15/2027 747262AY9 ACCOUNT 3055002250 182,000	193,669.84	102.75	187,005.00	6,664.84-	4.623
1,150,000	SBA COMMUNICATIONS CORP 3.875% 02/15/2027-2023 78410GAD6 ACCOUNT 3055002054 1,150,000	1,195,235.25	103.00	1,184,500.00	10,735.25-	3.762
562,000	GOLDMAN SACHS GROUP INC 1.431% 03/09/2027-2026 38141GYA6 ACCOUNT 3055002250 562,000	555,362.78	98.015	550,844.30	4,518.48-	1.460
1,030,000	BROOKFIELD PROPERTY REIT INC/BPR PP 144A 4.5% 04/01/2027-2023 11284DAC9 ACCOUNT 3055002054 1,030,000	1,030,000.00	98.107	1,010,502.10	19,497.90-	4.587
230,000	HILTON WORLDWIDE FIN LLC / HILTO 4.875% 04/01/2027-2022 432891AK5 ACCOUNT 3055002054 230,000	237,475.00	103.00	236,900.00	575.00-	4.733
188,000	EDISON INTERNATIONAL 5.75% 06/15/2027-2027 281020AN7 ACCOUNT 3055002250 188,000	220,804.12	114.085	214,479.80	6,324.32-	5.040
323,000	SOUTHWEST 5.125% 06/15/2027-2027 844741BK3 ACCOUNT 3055002045 205,000 ACCOUNT 3055002250 118,000	330,011.34	114.393	369,489.39	39,478.05	4.480
271,000	VERISIGN INC 4.75% 07/15/2027-2022 92343EAL6 ACCOUNT 3055002045 271,000	286,243.75	103.875	281,501.25	4,742.50-	4.573

Schedule Of Assets Held

UNITS	ASSET DESCRIPTION	COST	UNIT PRICE	MARKET VALUE	UNREALIZED GAIN/LOSS	YIELD AT MARKET
136,000	GENERAL MTRS FINL CO INC 2.7% 08/20/2027-2027 37045XDA1 ACCOUNT 3055002250 136,000	139,967.12	101.784	138,426.24	1,540.88-	2.653
376,000	VMWARE INC 3.9% 08/21/2027-2027 928563AC9 ACCOUNT 3055002250 376,000	413,790.70	108.941	409,618.16	4,172.54-	3.580
277,000	CITIGROUP INC 4.45% 09/29/2027 172967KA8 ACCOUNT 3055002045 277,000	275,340.77	111.569	309,046.13	33,705.36	3.989
120,000	CAPITAL ONE FINANCIAL CO 1.878% 11/02/2027-2026 14040HCH6 ACCOUNT 3055002250 120,000	120,022.80	99.549	119,458.80	564.00-	1.887
300,000	AMERICAN CAMPUS CMNTYS OPER PART 3.625% 11/15/2027-2027 024836AD0 ACCOUNT 3055002045 300,000	283,833.00	106.859	320,577.00	36,744.00	3.392
265,000	PBF HLDG CO LLC / PBF FIN CORP 6% 02/15/2028-2023 69318FAJ7 ACCOUNT 3055002045 265,000	207,892.50	64.25	170,262.50	37,630.00-	9.339
102,000	CIT GROUP INC 6.125% 03/09/2028 125581GX0 ACCOUNT 3055002250 102,000	122,298.00	120.75	123,165.00	867.00	5.072
395,000	EDISON INTERNATIONAL 4.125% 03/15/2028-2027 281020AM9 ACCOUNT 3055002045 178,000 ACCOUNT 3055002250 217,000	413,928.40	105.621	417,202.95	3,274.55	3.905
206,000	JPMORGAN CHASE & CO 2.182% 06/01/2028-2028 46647PBR6 ACCOUNT 3055002045 206,000	211,195.32	100.883	207,818.98	3,376.34-	2.163
554,000	WELLS FARGO & CO MEDIUM TERM SR 2.393% 06/02/2028-2027 95000U2S1 ACCOUNT 3055002045 357,000 ACCOUNT 3055002250 197,000	566,823.10	101.701	563,423.54	3,399.56-	2.353

Schedule Of Assets Held

UNITS	ASSET DESCRIPTION	COST	UNIT PRICE	MARKET VALUE	UNREALIZED GAIN/LOSS	YIELD AT MARKET
316,000	ARES CAPITAL CORP 2.875% 06/15/2028-2028 04010LBB8 ACCOUNT 3055002045 167,000 ACCOUNT 3055002250 149,000	317,322.76	99.815	315,415.40	1,907.36-	2.880
370,000	AMERICAN AXLE & MFG INC 6.875% 07/01/2028-2023 02406PBA7 ACCOUNT 3055002045 190,000 ACCOUNT 3055002250 180,000	389,839.40	107.838	399,000.60	9,161.20	6.375
196,000	HUDSON PAC PPTYS L P 4.65% 04/01/2029-2029 44409MAB2 ACCOUNT 3055002250 196,000	221,274.20	113.023	221,525.08	250.88	4.114
198,000	VALERO ENERGY CORP 4% 04/01/2029-2029 91913YAW0 ACCOUNT 3055002250 198,000	221,884.74	108.909	215,639.82	6,244.92-	3.673
305,000	ENERGY TRANSFER PARTNERS L P NEW 5.25% 04/15/2029-2029 29278NAG8 ACCOUNT 3055002250 305,000	352,733.40	114.634	349,633.70	3,099.70-	4.580
164,000	SUNOCO LP / SUNOCO FIN CORP 4.5% 05/15/2029-2024 86765LAT4 ACCOUNT 3055002250 164,000	166,345.20	101.553	166,546.92	201.72	4.431
441,000	CNO FINL GROUP INC 5.25% 05/30/2029-2029 12621EAL7 ACCOUNT 3055002045 203,000 ACCOUNT 3055002250 238,000	474,623.20	114.936	506,867.76	32,244.56	4.568
615,000	LADDER CAP FIN HLDGS LLLP / LADD 4.75% 06/15/2029-2024 505742AP1 ACCOUNT 3055002045 325,000 ACCOUNT 3055002250 290,000	618,843.75	102.50	630,375.00	11,531.25	4.634
128,000	SPIRIT RLTY L P 4% 07/15/2029-2029 84861TAD0 ACCOUNT 3055002045 81,000 ACCOUNT 3055002250 47,000	136,903.68	109.945	140,729.60	3,825.92	3.638

Schedule Of Assets Held

UNITS	ASSET DESCRIPTION	COST	UNIT PRICE	MARKET VALUE	UNREALIZED GAIN/LOSS	YIELD AT MARKET
184,000	EPR PPTYS 3.75% 08/15/2029-2029 26884UAF6 ACCOUNT 3055002045 83,000 ACCOUNT 3055002250 101,000	190,876.25	101.015	185,867.60	5,008.65-	3.712
445,000	AIR LEASE CORPORATION 3.25% 10/01/2029 00914AAE2 ACCOUNT 3055002045 283,000 ACCOUNT 3055002250 162,000	438,102.50	102.244	454,985.80	16,883.30	3.179
114,000	DELL INTERNATIONAL L.L.C. AND EM 5.3% 10/01/2029-2029 24703TAG1 ACCOUNT 3055002250 114,000	138,759.66	117.321	133,745.94	5,013.72-	4.518
285,000	ARKO CORP PP 144A 5.125% 11/15/2029-2024 041242AA6 ACCOUNT 3055002045 150,000 ACCOUNT 3055002250 135,000	285,000.00	96.625	275,381.25	9,618.75-	5.304
433,000	CENTENE CORP 4.625% 12/15/2029-2024 15135BAT8 ACCOUNT 3055002045 275,000 ACCOUNT 3055002250 158,000	482,253.75	107.846	466,973.18	15,280.57-	4.289
146,000	HOST HOTELS & RESORTS L P 3.375% 12/15/2029-2029 44107TAY2 ACCOUNT 3055002045 146,000	144,193.98	102.017	148,944.82	4,750.84	3.308
539,000	HUDSON PAC PPTYS L P 3.25% 01/15/2030-2029 44409MAC0 ACCOUNT 3055002045 342,000 ACCOUNT 3055002250 197,000	535,054.52	103.837	559,681.43	24,626.91	3.130
78,000	SPIRIT RLTY L P 3.4% 01/15/2030-2029 84861TAF5 ACCOUNT 3055002045 50,000 ACCOUNT 3055002250 28,000	77,820.60	105.267	82,108.26	4,287.66	3.230
318,000	HEALTHCARE TR AMER HLDGS LP 3.1% 02/15/2030-2029 42225UAG9 ACCOUNT 3055002250 318,000	331,213.47	103.321	328,560.78	2,652.69-	3.000

Schedule Of Assets Held

UNITS	ASSET DESCRIPTION	COST	UNIT PRICE	MARKET VALUE	UNREALIZED GAIN/LOSS	YIELD AT MARKET
380,000	GOLDMAN SACHS GROUP INC 3.8% 03/15/2030-2029 38141GXH2 ACCOUNT 3055002250 380,000	423,236.40	110.186	418,706.80	4,529.60-	3.449
424,000	HYATT HOTELS CORP 5.75% 04/23/2030-2030 448579AJ1 ACCOUNT 3055002045 175,000 ACCOUNT 3055002250 249,000	501,006.31	119.394	506,230.56	5,224.25	4.816
164,000	SUNOCO LP / SUNOCO FIN CORP PP 144A 4.5% 04/30/2030-2021 86765LAU1 ACCOUNT 3055002045 164,000	164,000.00	102.492	168,086.88	4,086.88	4.391
196,000	FIRST AMERN FINL CORP 4% 05/15/2030-2030 31847RAG7 ACCOUNT 3055002045 96,000 ACCOUNT 3055002250 100,000	195,200.32	109.558	214,733.68	19,533.36	3.651
167,000	SABINE PASS LIQUEFACTION LLC 4.5% 05/15/2030-2029 785592AX4 ACCOUNT 3055002250 167,000	193,962.15	112.907	188,554.69	5,407.46-	3.986
204,000	VMWARE INC 4.7% 05/15/2030-2030 928563AF2 ACCOUNT 3055002045 204,000	213,910.32	116.496	237,651.84	23,741.52	4.034
234,000	GENERAL MTRS FINL CO INC 3.6% 06/21/2030-2030 37045XCY0 ACCOUNT 3055002045 234,000	244,436.40	106.753	249,802.02	5,365.62	3.372
264,000	HOST HOTELS & RESORTS L P 3.5% 09/15/2030-2030 44107TAZ9 ACCOUNT 3055002250 264,000	276,437.04	102.757	271,278.48	5,158.56-	3.406
73,000	LEXINGTON CORP PPTY TRUST REIT 2.7% 09/15/2030-2030 529043AE1 ACCOUNT 3055002250 73,000	72,440.09	99.156	72,383.88	56.21-	2.723
243,000	RETAIL PPTYS AMER INC 4.75% 09/15/2030-2030 76131VAB9 ACCOUNT 3055002045 243,000	267,907.50	110.719	269,047.17	1,139.67	4.290

Schedule Of Assets Held

UNITS	ASSET DESCRIPTION	COST	UNIT PRICE	MARKET VALUE	UNREALIZED GAIN/LOSS	YIELD AT MARKET
709,000	BROADCOM INC 4.15% 11/15/2030-2030 11135FAQ4 ACCOUNT 3055002045 309,000 ACCOUNT 3055002250 400,000	797,986.82	111.017	787,110.53	10,876.29-	3.738
585,000	CORPORATE OFFICE PPTYS L P 2.75% 04/15/2031-2031 22003BAM8 ACCOUNT 3055002045 302,000 ACCOUNT 3055002250 283,000	576,449.61	99.539	582,303.15	5,853.54	2.763
539,000	CITIGROUP INC 2.572% 06/03/2031-2031 172967MS7 ACCOUNT 3055002250 539,000	555,849.14	100.97	544,228.30	11,620.84-	2.547
470,000	SMITHFIELD FOODS INC PP 144A 2.625% 09/13/2031-2031 832248BD9 ACCOUNT 3055002045 245,000 ACCOUNT 3055002250 225,000	463,800.70	96.866	455,270.20	8,530.50-	2.710
202,000	BROADSTONE NET LEASE INC 2.6% 09/15/2031-2031 11135EAA2 ACCOUNT 3055002045 202,000	201,628.32	97.16	196,263.20	5,365.12-	2.676
548,000	PRIMERICA INC 2.8% 11/19/2031-2021 74164MAB4 ACCOUNT 3055002045 286,000 ACCOUNT 3055002250 262,000	545,534.00	101.008	553,523.84	7,989.84	2.772
146,000	KIMCO 2.25% 12/01/2031-2031 49446RAY5 ACCOUNT 3055002250 146,000	140,711.88	97.558	142,434.68	1,722.80	2.306
76,000	HOST HOTELS & RESORTS L P 2.9% 12/15/2031-2031 44107TBA3 ACCOUNT 3055002045 76,000	74,881.28	96.59	73,408.40	1,472.88-	3.002
539,000	JPMORGAN CHASE & CO 2.58% 04/22/2032-2031 46647PCC8 ACCOUNT 3055002250 539,000	560,775.60	101.40	546,546.00	14,229.60-	2.544

Schedule Of Assets Held

UNITS	ASSET DESCRIPTION	COST	UNIT PRICE	MARKET VALUE	UNREALIZED GAIN/LOSS	YIELD AT MARKET
432,000	BANK OF AMERICA CORP 2.299% 07/21/2032-2031 06051GKA6 ACCOUNT 3055002045 432,000	434,579.04	98.436	425,243.52	9,335.52-	2.336
284,000	CORPORATE OFFICE PPTYS L P 2.9% 12/01/2033-2033 22003BAP1 ACCOUNT 3055002045 284,000	282,653.84	97.803	277,760.52	4,893.32-	2.965
297,000	HALLIBURTON CO 4.85% 11/15/2035-2035 406216BJ9 ACCOUNT 3055002045 297,000	351,336.15	117.691	349,542.27	1,793.88-	4.121
37,000	BROADCOM INC PP 144A 3.187% 11/15/2036-2021 11135FBQ3 ACCOUNT 3055002045 16,000 ACCOUNT 3055002250 21,000	41,642.64	99.99	36,996.30	4,646.34-	3.187
301,000	VALERO ENERGY CORP 6.625% 06/15/2037 91913YAL4 ACCOUNT 3055002045 301,000	405,601.88	134.998	406,343.98	742.10	4.907
451,000	GOLDMAN SACHS GROUP INC 6.75% 10/01/2037 38141GFD1 ACCOUNT 3055002045 451,000	618,541.27	142.077	640,767.27	22,226.00	4.751
190,000	SAN DIEGO 1ST MTG BD SER III 4.5% 08/15/2040 797440BM5 ACCOUNT 3055002045 190,000	227,893.60	121.637	231,110.30	3,216.70	3.700
190,000	ENERGY TRANSFER PARTNERS L P SR NT 6.5% 02/01/2042-2041 29273RAR0 ACCOUNT 3055002045 190,000	231,000.10	129.146	245,377.40	14,377.30	5.033
200,000	DUKE ENERGY CORP 4.8% 12/15/2045-2045 26441CAP0 ACCOUNT 3055002045 200,000	215,286.00	123.145	246,290.00	31,004.00	3.898
280,000	MYLAN N V 5.25% 06/15/2046-2045 62854AAP9 ACCOUNT 3055002045 280,000	323,943.20	122.879	344,061.20	20,118.00	4.272

Schedule Of Assets Held

UNITS	ASSET DESCRIPTION	COST	UNIT PRICE	MARKET VALUE	UNREALIZED GAIN/LOSS	YIELD AT MARKET
192,000	SOUTHERN CO SR 2021C FL NT23 4.4% 07/01/2046-2046 842587CX3 ACCOUNT 3055002045 192,000	229,288.32	117.52	225,638.40	3,649.92-	3.744
60,000	DELL INTERNATIONAL L.L.C. AND EM 8.35% 07/15/2046-2046 24703TAK2 ACCOUNT 3055002045 60,000	98,277.89	166.704	100,022.40	1,744.51	5.009
267,000	HCA INC 5.5% 06/15/2047-2046 404119BV0 ACCOUNT 3055002045 267,000	310,623.55	131.258	350,458.86	39,835.31	4.190
487,000	PRUDENTIAL FINANCIAL INC 5.7% 09/15/2048-2048 744320BF8 ACCOUNT 3055002045 295,000 ACCOUNT 3055002250 192,000	564,097.12	112.115	546,000.05	18,097.07-	5.084
387,000	SELECTIVE INSURANCE GROUP INC 5.375% 03/01/2049-2048 816300AH0 ACCOUNT 3055002045 387,000	463,819.50	131.884	510,391.08	46,571.58	4.076
250,000	SYSCO 6.6% 04/01/2050-2049 871829BN6 ACCOUNT 3055002045 250,000	359,277.50	155.845	389,612.50	30,335.00	4.235
133,000	SOUTHERN CO SR 2021C FL NT23 FXD-FRN JNR SUB 15/09/2051 USD (SEC REGD) (2021A) 3.75% 09/15/2051 842587DJ3 ACCOUNT 3055002045 133,000	133,000.00	100.00	133,000.00	0.00	3.750
240,000	ORACLE CORPORATION 3.85% 04/01/2060-2059 68389XBY0 ACCOUNT 3055002045 240,000	240,136.80	99.148	237,955.20	2,181.60-	3.883
191,000	WESTLAKE CHEMICAL CORP 3.375% 08/15/2061-2061 960413BA9 ACCOUNT 3055002045 191,000	180,428.15	95.809	182,995.19	2,567.04	3.523
455,000	JPMORGAN CHASE & CO 3.65% 12/30/2099-2026 48128BAN1 ACCOUNT 3055002045 289,000	459,550.00	99.75	453,862.50	5,687.50-	3.659

Schedule Of Assets Held

UNITS	ASSET DESCRIPTION	COST	UNIT PRICE	MARKET VALUE	UNREALIZED GAIN/LOSS	YIELD AT MARKET
	ACCOUNT 3055002250 166,000					
408,000	AMERICAN EXPRESS CO 3.55% 12/31/2099-2026 025816CH0 ACCOUNT 3055002045 213,000 ACCOUNT 3055002250 195,000	408,000.00	100.175	408,714.00	714.00	3.544
282,000	BANK OF AMERICA CORP 4.3% 12/31/2099-2025 060505FQ2 ACCOUNT 3055002045 147,000 ACCOUNT 3055002250 135,000	268,921.53	101.125	285,172.50	16,250.97	4.252
200,000	EDISON INTERNATIONAL 5% 12/31/2099-2026 281020AT4 ACCOUNT 3055002250 200,000	203,960.00	102.18	204,360.00	400.00	4.893
108,000	JPMORGAN CHASE & CO 4% 12/31/2099-2025 48128BAH4 ACCOUNT 3055002250 108,000	104,490.04	100.50	108,540.00	4,049.96	3.980
371,000	NORFOLK SOUTHERN CORP 4.1% 05/15/2121-2120 655844CJ5 ACCOUNT 3055002045 371,000	370,024.27	113.676	421,737.96	51,713.69	3.607
	TOTAL CORPORATE BONDS	68,106,727.01		68,318,410.23	211,683.22	
	FOREIGN BONDS AND NOTES					
1,100,000	QUEBECOR MEDIA INC 5.75% 01/15/2023 74819RAP1 ACCOUNT 3055002054 1,100,000	1,187,126.25	104.00	1,144,000.00	43,126.25-	5.529
740,000	SEAGATE HDD CAYMAN US81180WAH43 4.75% 06/01/2023 81180WAH4 ACCOUNT 3055002054 740,000	770,197.25	104.627	774,239.80	4,042.55	4.540
252,000	TEVA PHARMACEUTICAL FIN NETH III SR NT 2.8% 07/21/2023 88167AAD3 ACCOUNT 3055002250 252,000	250,376.03	100.347	252,874.44	2,498.41	2.790
444,000	AERCAP IRELAND CAP DESIGNATED AC 2.875% 08/14/2024-2024 00774MAM7	445,771.56	102.883	456,800.52	11,028.96	2.794

Schedule Of Assets Held

UNITS	ASSET DESCRIPTION	COST	UNIT PRICE	MARKET VALUE	UNREALIZED GAIN/LOSS	YIELD AT MARKET
	ACCOUNT 3055002045 282,000 ACCOUNT 3055002250 162,000					
209,000	AERCAP IRELAND CAP DESIGNATED AC 3.5% 01/15/2025-2024 00774MAC9 ACCOUNT 3055002250 209,000	219,815.75	104.414	218,225.26	1,590.49-	3.352
567,000	XLIT LTD 4.45% 03/31/2025 98420EAC9 ACCOUNT 3055002045 321,000 ACCOUNT 3055002250 246,000	620,309.52	108.441	614,860.47	5,449.05-	4.104
610,000	GFL ENVIRONMENTAL INC PP 144A 4.25% 06/01/2025-2022 36168QAJ3 ACCOUNT 3055002054 610,000	631,835.00	102.895	627,659.50	4,175.50-	4.130
251,000	BARCLAYS PLC 4.375% 01/12/2026 06738EAN5 ACCOUNT 3055002250 251,000	276,795.27	109.373	274,526.23	2,269.04-	4.000
477,000	TEVA PHARMACEUTICAL FIN NETH III 3.15% 10/01/2026 88167AAE1 ACCOUNT 3055002045 477,000	458,063.10	94.00	448,380.00	9,683.10-	3.351
250,000	TEVA PHARMACEUTICAL FIN NETH III 4.75% 05/09/2027-2027 88167AAP6 ACCOUNT 3055002250 250,000	250,000.00	99.00	247,500.00	2,500.00-	4.798
545,000	FLEX LIMITED 4.875% 06/15/2029-2029 33938XAA3 ACCOUNT 3055002045 302,000 ACCOUNT 3055002250 243,000	584,151.10	113.535	618,765.75	34,614.65	4.294
200,000	AERCAP IRELAND CAP DESIGNATED AC 3.3% 01/30/2032-2031 00774MAX3 ACCOUNT 3055002045 200,000	199,248.00	102.08	204,160.00	4,912.00	3.233
285,000	BARCLAYS PLC 3.564% 09/23/2035-2030 06738EBP9 ACCOUNT 3055002045 285,000	285,954.75	102.6387	292,520.32	6,565.57	3.472
	TOTAL FOREIGN BONDS AND NOTES	6,179,643.58		6,174,512.29	5,131.29-	

Schedule Of Assets Held

UNITS	ASSET DESCRIPTION	COST	UNIT PRICE	MARKET VALUE	UNREALIZED GAIN/LOSS	YIELD AT MARKET
	PRIVATE PLACEMENTS					
650,000	ADANI ABBOT PT TERM PTY LTD PP 144A 4.45% 12/15/2022 00653GAB0 ACCOUNT 3055002045 413,000 ACCOUNT 3055002250 237,000	575,250.00	96.00	624,000.00	48,750.00	4.635
411,000	CANTOR FITZGERALD L P PP 144A 4.875% 05/01/2024-2024 138616AE7 ACCOUNT 3055002045 261,000 ACCOUNT 3055002250 150,000	437,456.07	106.812	438,997.32	1,541.25	4.564
200,000	AMERICAN CAMPUS CMNTYS OPER PART 4.125% 07/01/2024-2024 024836AB4 ACCOUNT 3055002250 200,000	219,104.00	106.819	213,638.00	5,466.00-	3.862
695,000	SENSATA TECHNOLOGIES BV PP 144A 5.625% 11/01/2024 81725WAH6 ACCOUNT 3055002054 695,000	774,984.00	109.93	764,013.50	10,970.50-	5.117
745,000	CLEARWATER PAPER CORP PP 144A 5.375% 02/01/2025 18538RAH6 ACCOUNT 3055002054 745,000	792,568.75	108.00	804,600.00	12,031.25	4.977
1,130,000	XPO LOGISTICS INC PP 144A 6.25% 05/01/2025-2022 983793AH3 ACCOUNT 3055002054 1,130,000	1,193,953.00	104.625	1,182,262.50	11,690.50-	5.974
1,130,000	ARCONIC ROLLED PRODUCTS CORPORAT PP 144A 6% 05/15/2025-2022 03966VAB3 ACCOUNT 3055002054 1,130,000	1,210,415.00	104.50	1,180,850.00	29,565.00-	5.742
935,000	NMI HLDGS INC PP 144A 7.375% 06/01/2025-2025 629209AA5 ACCOUNT 3055002054 935,000	972,600.75	113.55	1,061,692.50	89,091.75	6.495
835,000	INTL FCSTONE INC PP 144A 8.625% 06/15/2025-2022 46116VAE5 ACCOUNT 3055002054 835,000	842,975.00	106.00	885,100.00	42,125.00	8.137

Schedule Of Assets Held

UNITS	ASSET DESCRIPTION	COST	UNIT PRICE	MARKET VALUE	UNREALIZED GAIN/LOSS	YIELD AT MARKET
1,110,000	WESCO DISTR INC PP 144A 7.125% 06/15/2025-2022 95081QAN4 ACCOUNT 3055002054 1,110,000	1,164,049.30	106.00	1,176,600.00	12,550.70	6.722
780,000	RATTLER MIDSTREAM LP SNR PIDI NTS USD (144A) 5.625% 07/15/2025 75419TAA1 ACCOUNT 3055002054 780,000	796,437.50	104.00	811,200.00	14,762.50	5.409
580,000	GFL ENVIRONMENTAL INC PP 144A 3.75% 08/01/2025-2022 36168QAK0 ACCOUNT 3055002054 580,000	600,319.50	101.00	585,800.00	14,519.50-	3.713
385,000	SENSATA TECHNOLOGIES BV PP 144A 5% 10/01/2025-2025 81725WAJ2 ACCOUNT 3055002054 385,000	419,652.65	108.50	417,725.00	1,927.65-	4.608
1,185,000	COMMSCOPE FINANCE LLC PP 144A 6% 03/01/2026-2022 20338QAD5 ACCOUNT 3055002054 1,185,000	1,249,224.99	103.00	1,220,550.00	28,674.99-	5.825
1,225,000	ALBERTSONS COS INC / SAFEWAY INC 3.25% SNR PIDI NTS 15/03/2026 USD (144A) 3.25% 03/15/2026 013092AF8 ACCOUNT 3055002054 1,225,000	1,232,533.00	101.875	1,247,968.75	15,435.75	3.190
551,000	CINEMARK USA INC PP 144A 5.875% 03/15/2026-2023 172441BD8 ACCOUNT 3055002045 291,000 ACCOUNT 3055002250 260,000	558,726.00	101.25	557,887.50	838.50-	5.802
1,185,000	TEGNA INC PP 144A 4.75% 03/15/2026-2023 87901JAF2 ACCOUNT 3055002054 1,185,000	1,210,623.13	104.00	1,232,400.00	21,776.87	4.567
555,000	AADVANTAGE LOYALTY IP LTD/ AMERI PP 144A 5.5% 04/20/2026 00253XAA9 ACCOUNT 3055002045 290,000 ACCOUNT 3055002250 265,000	576,284.60	103.988	577,133.40	848.80	5.289

Schedule Of Assets Held

UNITS	ASSET DESCRIPTION	COST	UNIT PRICE	MARKET VALUE	UNREALIZED GAIN/LOSS	YIELD AT MARKET
470,000	STARWOOD PPTY TR INC PP 144A 3.625% 07/15/2026-2026 85571BAU9 ACCOUNT 3055002054 470,000	469,659.25	99.50	467,650.00	2,009.25-	3.643
1,205,000	SIRIUS XM HOLDINGS INC COM PP 144A 3.125% 09/01/2026-2021 82967NBL1 ACCOUNT 3055002054 1,205,000	1,214,187.50	100.029	1,205,349.45	8,838.05-	3.124
1,180,000	VICI PROPERTIES INC PP 144A 4.25% 12/01/2026-2022 92564RAA3 ACCOUNT 3055002054 1,180,000	1,237,034.25	104.147	1,228,934.60	8,099.65-	4.081
420,000	SPRINT SPECTRUM CO LLC / SPRINT PP 144A 5.152% 03/20/2028 85208NAE0 ACCOUNT 3055002045 220,000 ACCOUNT 3055002250 200,000	453,801.60	110.245	463,029.00	9,227.40	4.673
350,000	SKYMILES IP LIMITED DELTA AIR LI PP 144A 4.75% 10/20/2028 830867AB3 ACCOUNT 3055002045 222,000 ACCOUNT 3055002250 128,000	350,725.85	109.267	382,434.50	31,708.65	4.347
405,000	MAJORDRIVE HOLDINGS IV LLC PP 144A 6.375% 06/01/2029-2024 56085RAA8 ACCOUNT 3055002045 210,000 ACCOUNT 3055002250 195,000	402,468.75	96.75	391,837.50	10,631.25-	6.589
555,000	LAND O LAKES INC PP 144A 7% 12/31/2099-2028 514666AN6 ACCOUNT 3055002045 290,000 ACCOUNT 3055002250 265,000	505,050.00	106.50	591,075.00	86,025.00	6.573
	TOTAL PRIVATE PLACEMENTS	19,460,084.44		19,712,728.52	252,644.08	
	OPEN END MF - FIXED INC TAX					
1,029,805.759	WA CAP JMT REAL ESTATE EQUITY FUND OF0000910 ACCOUNT 3055002081 1,029,805.759	28,850,010.05	90.0398	92,723,504.58	63,873,494.53	0.000

Schedule Of Assets Held

UNITS	ASSET DESCRIPTION	COST	UNIT PRICE	MARKET VALUE	UNREALIZED GAIN/LOSS	YIELD AT MARKET
	CTF - FIXED INCOME					
21,047.4422	INTERCONTINENTAL REAL ESTATE U.S. REAL ESTATE INVESTMENT FUND LLC CTFF00500 ACCOUNT 3055002081 21,047.4422	26,047,674.00	1439.5656	30,299,174.22	4,251,500.22	0.000
	TOTAL DEBT SECURITIES	238,638,719.03		282,289,240.71	43,650,521.68	
	EQUITY SECURITIES					
	COMMON STOCK					
50,407	ABBOTT LABS 002824100 ACCOUNT 4055003196 50,407	4,439,283.92	140.74	7,094,281.18	2,654,997.26	1.336
12,588	ADOBE SYS INC 00724F101 ACCOUNT 4055003196 12,588	4,230,372.53	567.06	7,138,151.28	2,907,778.75	0.000
23,002	AIRBNB INC COM CL A 009066101 ACCOUNT 4055003196 23,002	3,425,739.12	166.49	3,829,602.98	403,863.86	0.000
13,830	AKAMAI TECHNOLOGIES 00971T101 ACCOUNT 4055003221 13,830	1,287,259.89	117.04	1,618,663.20	331,403.31	0.000
26,423	ALBANY INTER CORP CL A 012348108 ACCOUNT 4055003221 26,423	1,927,257.32	88.45	2,337,114.35	409,857.03	0.950
11,496	ALBEMARLE CORP 012653101 ACCOUNT 4055003221 11,496	849,927.76	233.77	2,687,419.92	1,837,492.16	0.667
3,615	ALIGN TECHNOLOGY INC 016255101 ACCOUNT 4055003196 3,615	1,014,342.18	657.18	2,375,705.70	1,361,363.52	0.000
3,611	ALPHABET INC CL C 02079K107 ACCOUNT 4055003196 3,611	4,962,595.74	2893.59	10,448,753.49	5,486,157.75	0.000
1,803	ALPHABET INC CL A 02079K305 ACCOUNT 4055003196 1,803	2,675,075.66	2897.04	5,223,363.12	2,548,287.46	0.000

Schedule Of Assets Held

UNITS	ASSET DESCRIPTION	COST	UNIT PRICE	MARKET VALUE	UNREALIZED GAIN/LOSS	YIELD AT MARKET
3,452	AMAZON COM INC 023135106 ACCOUNT 4055003196 3,452	11,503,782.26	3334.34	11,510,141.68	6,359.42	0.000
79,235	AMERICAN INTL GROUP INC 026874784 ACCOUNT 4055003203 79,235	2,590,860.61	56.86	4,505,302.10	1,914,441.49	2.251
4,329	ANSYS INC 03662Q105 ACCOUNT 4055003221 4,329	1,142,836.20	401.12	1,736,448.48	593,612.28	0.000
72,935	ARCHER DANIELS MIDLAND CO 039483102 ACCOUNT 4055003203 72,935	3,157,431.53	67.59	4,929,676.65	1,772,245.12	2.190
154,367	ARCHROCK INC 03957W106 ACCOUNT 4055003221 154,367	828,939.03	7.48	1,154,665.16	325,726.13	7.754
15,205	ARROW ELECTRS INC 042735100 ACCOUNT 4055003221 15,205	1,164,793.72	134.27	2,041,575.35	876,781.63	0.000
15,359	AUTODESK INC (DEL) 052769106 ACCOUNT 4055003196 15,359	3,396,945.57	281.19	4,318,797.21	921,851.64	0.000
55,772	BAXTER INTL INC 071813109 ACCOUNT 4055003203 55,772	4,563,652.38	85.84	4,787,468.48	223,816.10	1.305
3,232	BIO RAD LABORATORIES INC CL A 090572207 ACCOUNT 4055003221 3,232	1,239,033.64	755.57	2,442,002.24	1,202,968.60	0.000
24,216	BLACK KNIGHT INC 09215C105 ACCOUNT 4055003221 24,216	1,622,986.67	82.89	2,007,264.24	384,277.57	0.000
31,277	BORG WARNER 099724106 ACCOUNT 4055003221 31,277	1,147,566.50	45.07	1,409,654.39	262,087.89	1.509
61,187	BOX INC - CLASS A 10316T104 ACCOUNT 4055003221 61,187	1,589,534.24	26.19	1,602,487.53	12,953.29	0.000
8,361	BROADCOM INC 11135F101	2,700,049.34	665.41	5,563,493.01	2,863,443.67	2.465

Schedule Of Assets Held

UNITS	ASSET DESCRIPTION		COST	UNIT PRICE	MARKET VALUE	UNREALIZED GAIN/LOSS	YIELD AT MARKET
	ACCOUNT 4055003203	8,361					
28,625	CBRE GROUP INC 12504L109		1,417,288.88	108.51	3,106,098.75	1,688,809.87	0.000
	ACCOUNT 4055003221	28,625					
40,319	CF INDS HLDGS INC 125269100		1,129,252.09	70.78	2,853,778.82	1,724,526.73	1.695
	ACCOUNT 4055003221	40,319					
19,761	CIGNA CORP 125523100		3,576,155.92	229.63	4,537,718.43	961,562.51	1.742
	ACCOUNT 4055003203	19,761					
54,094	CVS/CAREMARK CORP 126650100		3,539,905.70	103.16	5,580,337.04	2,040,431.34	2.133
	ACCOUNT 4055003203	54,094					
20,929	CABOT CORP 127055101		828,151.42	56.20	1,176,209.80	348,058.38	2.633
	ACCOUNT 4055003221	20,929					
18,537	CENTENE CORP 15135B101		1,032,302.36	82.40	1,527,448.80	495,146.44	0.000
	ACCOUNT 4055003221	18,537					
19,238	CIRRUS LOGIC INC 172755100		1,243,146.22	92.02	1,770,280.76	527,134.54	0.000
	ACCOUNT 4055003221	19,238					
81,492	CISCO SYS INC 17275R102		3,865,376.32	63.37	5,164,148.04	1,298,771.72	2.335
	ACCOUNT 4055003203	81,492					
56,232	COGNIZANT TECHNOLOGY SOLUTIONS 192446102		3,564,687.72	88.72	4,988,903.04	1,424,215.32	1.082
	ACCOUNT 4055003203	56,232					
3,688	COHERENT INC 192479103		514,148.88	266.54	982,999.52	468,850.64	0.000
	ACCOUNT 4055003221	3,688					
75,662	COMCAST CORP CL A 20030N101		3,152,109.75	50.33	3,808,068.46	655,958.71	1.987
	ACCOUNT 4055003203	75,662					
128,273	CONAGRA FOODS INC 205887102		4,186,339.59	34.15	4,380,522.95	194,183.36	3.660
	ACCOUNT 4055003203	128,273					

Schedule Of Assets Held

UNITS	ASSET DESCRIPTION	COST	UNIT PRICE	MARKET VALUE	UNREALIZED GAIN/LOSS	YIELD AT MARKET
84,720	CONOCOPHILLIPS 20825C104 ACCOUNT 4055003203 84,720	3,951,992.89	72.18	6,115,089.60	2,163,096.71	2.549
11,399	CRACKER BARREL OLD CTRY STORE 22410J106 ACCOUNT 4055003221 11,399	1,305,995.23	128.64	1,466,367.36	160,372.13	3.731
18,406	D R HORTON INC 23331A109 ACCOUNT 4055003221 18,406	975,405.15	108.45	1,996,130.70	1,020,725.55	0.830
8,616	DARDEN RESTAURANTS INC 237194105 ACCOUNT 4055003221 8,616	827,920.08	150.64	1,297,914.24	469,994.16	2.775
28,961	DIODES INC 254543101 ACCOUNT 4055003221 28,961	1,477,742.94	109.81	3,180,207.41	1,702,464.47	0.000
22,269	WALT DISNEY CO 254687106 ACCOUNT 4055003203 22,269	2,618,286.91	154.89	3,449,245.41	830,958.50	0.000
35,763	DISCOVER FINL SVCS 254709108 ACCOUNT 4055003203 35,763	3,036,591.33	115.56	4,132,772.28	1,096,180.95	1.731
4,224	DOCUSIGN INC 256163106 ACCOUNT 4055003196 4,224	655,767.97	152.31	643,357.44	12,410.53-	0.000
20,304	DOLLAR GEN CORP NEW 256677105 ACCOUNT 4055003203 20,304	4,394,719.51	235.83	4,788,292.32	393,572.81	0.712
46,617	DOLLAR TREE INC 256746108 ACCOUNT 4055003203 46,617	4,679,884.61	140.52	6,550,620.84	1,870,736.23	0.000
25,772	DOVER CORP 260003108 ACCOUNT 4055003203 25,772	4,386,385.91	181.60	4,680,195.20	293,809.29	1.101
58,616	DUPONT DE NEMOURS INC 26614N102 ACCOUNT 4055003203 58,616	3,865,717.22	80.78	4,735,000.48	869,283.26	1.486
12,663	EASTMAN CHEMICAL CO 277432100	988,240.04	120.91	1,531,083.33	542,843.29	2.514

Schedule Of Assets Held

UNITS	ASSET DESCRIPTION	COST	UNIT PRICE	MARKET VALUE	UNREALIZED GAIN/LOSS	YIELD AT MARKET
	ACCOUNT 4055003221 12,663					
69,182	EDISON INTERNATIONAL 281020107 ACCOUNT 4055003203 69,182	4,307,824.59	68.25	4,721,671.50	413,846.91	4.103
23,639	FACEBOOK INC 30303M102 ACCOUNT 4055003196 23,639	4,787,062.55	336.35	7,950,977.65	3,163,915.10	0.000
34,875	FIDELITY NATL INFORMATION SVCS COM 31620M106 ACCOUNT 4055003203 34,875	4,918,283.25	109.15	3,806,606.25	1,111,677.00-	1.429
23,570	FIRSTCASH HLDGS INC 33768G107 ACCOUNT 4055003221 23,570	1,613,912.25	74.81	1,763,271.70	149,359.45	1.604
51,895	FORMFACTOR INC 346375108 ACCOUNT 4055003221 51,895	2,071,778.82	45.72	2,372,639.40	300,860.58	0.000
21,356	GATX CORP 361448103 ACCOUNT 4055003221 21,356	1,574,132.86	104.19	2,225,081.64	650,948.78	1.920
11,649	GARTNER INC CL A 366651107 ACCOUNT 4055003196 11,649	1,627,296.19	334.32	3,894,493.68	2,267,197.49	0.000
21,477	HAIGHTS CROSS COMMUNICATIONS INC INC. COMMON STOCK CERT. N/O: HARE & CO. 405990722 ACCOUNT 3055002036 21,477	21,477.00		21,477.00	0.00	0.000
159	HAIGHTS CROSS COMMUNICATIONS INC WARRANT FOR PURCH OF SHS OF COMMON STOCK #153 405990730 ACCOUNT 3055002036 159	0.00		0.00	0.00	0.000
30,032	HEXCEL CORP NEW 428291108 ACCOUNT 4055003221 30,032	1,453,037.06	51.80	1,555,657.60	102,620.54	0.000
30,105	HOLOGIC INC 436440101 ACCOUNT 4055003221 30,105	1,590,317.20	76.56	2,304,838.80	714,521.60	0.000

Schedule Of Assets Held

UNITS	ASSET DESCRIPTION	COST	UNIT PRICE	MARKET VALUE	UNREALIZED GAIN/LOSS	YIELD AT MARKET
19,576	HONEYWELL INTERNATIONAL INC 438516106 ACCOUNT 4055003203 19,576	4,024,212.53	208.51	4,081,791.76	57,579.23	1.880
30,343	HORACE MANN EDUCATORS CORP NEW 440327104 ACCOUNT 4055003221 30,343	1,157,127.05	38.70	1,174,274.10	17,147.05	3.204
26,745	HOULIHAN LOKEY INC 441593100 ACCOUNT 4055003221 26,745	1,388,333.67	103.52	2,768,642.40	1,380,308.73	1.662
6,710	HUNTINGTON INGALLS INDS INC 446413106 ACCOUNT 4055003221 6,710	1,333,505.80	186.74	1,253,025.40	80,480.40-	2.528
6,169	ILLUMINA INC 452327109 ACCOUNT 4055003196 6,169	2,127,542.98	380.44	2,346,934.36	219,391.38	0.000
8,037	INTUITIVE SURGICAL INC 46120E602 ACCOUNT 4055003196 8,037	2,009,642.63	359.30	2,887,694.10	878,051.47	0.000
24,670	JOHNSON & JOHNSON 478160104 ACCOUNT 4055003203 24,670	3,477,508.73	171.07	4,220,296.90	742,788.17	2.479
79,747	KEYCORP 493267108 ACCOUNT 4055003221 79,747	1,232,444.68	23.13	1,844,548.11	612,103.43	3.372
3,288	MSCI INC CL A 55354G100 ACCOUNT 4055003196 3,288	877,835.41	612.69	2,014,524.72	1,136,689.31	0.679
17,938	MASTERCARD INC 57636Q104 ACCOUNT 4055003196 17,938	5,438,680.85	359.32	6,445,482.16	1,006,801.31	0.545
56,087	MERCK & CO INC 58933Y105 ACCOUNT 4055003203 56,087	4,312,975.41	76.64	4,298,507.68	14,467.73-	3.601
72,875	METLIFE INC 59156R108 ACCOUNT 4055003203 72,875	3,981,745.77	62.49	4,553,958.75	572,212.98	3.072
21,739	MICROSOFT CORP 594918104	3,880,958.30	336.32	7,311,260.48	3,430,302.18	0.737

Schedule Of Assets Held

UNITS	ASSET DESCRIPTION		COST	UNIT PRICE	MARKET VALUE	UNREALIZED GAIN/LOSS	YIELD AT MARKET
	ACCOUNT 4055003196	21,739					
5,042	MONOLITHIC POWER SYSTEMS INC 609839105		972,827.99	493.33	2,487,369.86	1,514,541.87	0.486
	ACCOUNT 4055003221	5,042					
16,659	MOOG INC 615394202		1,135,038.36	80.97	1,348,879.23	213,840.87	1.235
	ACCOUNT 4055003221	16,659					
18,004	MOTOROLA SOLUTIONS INC. 620076307		3,025,316.20	271.70	4,891,686.80	1,866,370.60	1.163
	ACCOUNT 4055003203	18,004					
63,781	MYRIAD GENETICS INC 62855J104		920,364.76	27.60	1,760,355.60	839,990.84	0.000
	ACCOUNT 4055003221	63,781					
6,053	NETFLIX.COM INC 64110L106		3,260,552.32	602.44	3,646,569.32	386,017.00	0.000
	ACCOUNT 4055003196	6,053					
17,121	NIKE INC CL B 654106103		1,602,800.13	166.67	2,853,557.07	1,250,756.94	0.732
	ACCOUNT 4055003196	17,121					
13,057	NORTHROP GRUMMAN CORP 666807102		4,402,246.78	387.07	5,053,972.99	651,726.21	1.622
	ACCOUNT 4055003203	13,057					
71,251	ON SEMICONDUCTOR CORP 682189105		1,302,026.62	67.92	4,839,367.92	3,537,341.30	0.000
	ACCOUNT 4055003221	71,251					
50,340	ORACLE CORPORATION 68389X105		2,819,280.82	87.21	4,390,151.40	1,570,870.58	1.468
	ACCOUNT 4055003203	50,340					
122,217	ORASURE TECHNOLOGIES INC 68554V108		1,542,200.24	8.69	1,062,065.73	480,134.51-	0.000
	ACCOUNT 4055003221	122,217					
15,408	PAYPAL HLDGS INC 70450Y103		2,204,160.02	188.58	2,905,640.64	701,480.62	0.000
	ACCOUNT 4055003196	15,408					
30,806	PENN NATL GAMING INC 707569109		767,286.99	51.85	1,597,291.10	830,004.11	0.000
	ACCOUNT 4055003221	30,806					

Schedule Of Assets Held

UNITS	ASSET DESCRIPTION	COST	UNIT PRICE	MARKET VALUE	UNREALIZED GAIN/LOSS	YIELD AT MARKET
19,749	RAYMOND JAMES FINL INC 754730109 ACCOUNT 4055003221 19,749	1,012,513.85	100.40	1,982,799.60	970,285.75	1.355
54,523	RAYTHEON TECHNOLOGIES CORP 75513E101 ACCOUNT 4055003203 54,523	3,891,424.70	86.06	4,692,249.38	800,824.68	2.370
15,744	REINSURANCE GROUP OF AMERICA 759351604 ACCOUNT 4055003221 15,744	1,853,333.18	109.49	1,723,810.56	129,522.62-	2.667
10,904	REPUBLIC SVCS INC 760759100 ACCOUNT 4055003221 10,904	927,346.18	139.45	1,520,562.80	593,216.62	1.319
32,385	RYDER SYSTEMS INC 783549108 ACCOUNT 4055003221 32,385	1,164,962.54	82.43	2,669,495.55	1,504,533.01	2.815
23,722	SALESFORCE.COM INC 79466L302 ACCOUNT 4055003196 23,722	4,470,165.76	254.13	6,028,471.86	1,558,306.10	0.000
7,409	SERVICENOW INC 81762P102 ACCOUNT 4055003196 7,409	2,615,488.70	649.11	4,809,255.99	2,193,767.29	0.000
22,977	SMITH A O CORP 831865209 ACCOUNT 4055003221 22,977	1,254,793.68	85.85	1,972,575.45	717,781.77	1.305
8,293	SNAP ON INC 833034101 ACCOUNT 4055003221 8,293	1,219,078.86	215.38	1,786,146.34	567,067.48	2.637
22,286	SONOCO PRODS CO 835495102 ACCOUNT 4055003221 22,286	1,238,791.89	57.89	1,290,136.54	51,344.65	3.109
28,312	STARBUCKS CORP 855244109 ACCOUNT 4055003196 28,312	2,394,801.18	116.97	3,311,654.64	916,853.46	1.676
20,071	STERICYCLE INC 858912108 ACCOUNT 4055003221 20,071	1,076,289.39	59.64	1,197,034.44	120,745.05	0.000
69,894	STERLING BANCORP DEL 85917A100	1,157,441.34	25.79	1,802,566.26	645,124.92	1.086

Schedule Of Assets Held

UNITS	ASSET DESCRIPTION		COST	UNIT PRICE	MARKET VALUE	UNREALIZED GAIN/LOSS	YIELD AT MARKET
	ACCOUNT 4055003221	69,894					
106,138	SWITCH INC 87105L104		1,856,948.20	28.64	3,039,792.32	1,182,844.12	0.733
	ACCOUNT 4055003221	106,138					
26,043	SYNEOS HEALTH INC 87166B102		1,505,977.46	102.68	2,674,095.24	1,168,117.78	0.000
	ACCOUNT 4055003221	26,043					
62,421	TJX COMPANIES INC NEW 872540109		4,578,568.71	75.92	4,739,002.32	160,433.61	1.370
	ACCOUNT 4055003203	62,421					
6,133	TELEDYNE TECHNOLOGIES INC 879360105		2,009,989.80	436.89	2,679,446.37	669,456.57	0.000
	ACCOUNT 4055003221	6,133					
190	TOBIRA THERAPEUTICS IN + 888CVR990		190.00		190.00	0.00	0.000
	ACCOUNT 3055002054	190					
74,728	TRUIST FINANCIAL CORP COM 89832Q109		3,394,722.15	58.55	4,375,324.40	980,602.25	3.279
	ACCOUNT 4055003203	74,728					
75,358	US BANCORP DEL 902973304		4,201,225.38	56.17	4,232,858.86	31,633.48	3.276
	ACCOUNT 4055003203	75,358					
8,873	UNITEDHEALTH GROUP INC 91324P102		2,762,082.33	502.14	4,455,488.22	1,693,405.89	1.155
	ACCOUNT 4055003196	8,873					
79,380	VERIZON COMMUNICATIONS 92343V104		4,577,088.33	51.96	4,124,584.80	452,503.53-	4.927
	ACCOUNT 4055003203	79,380					
298,698	VIATRIS INC COM 92556V106		5,039,781.01	13.53	4,041,383.94	998,397.07-	3.252
	ACCOUNT 4055003203	298,698					
23,274	VISA INC CL A 92826C839		4,297,525.90	216.71	5,043,708.54	746,182.64	0.692
	ACCOUNT 4055003196	23,274					
10,640	WEC ENERGY GROUP INC 92939U106		966,725.27	97.07	1,032,824.80	66,099.53	2.998
	ACCOUNT 4055003221	10,640					

Schedule Of Assets Held

UNITS	ASSET DESCRIPTION	COST	UNIT PRICE	MARKET VALUE	UNREALIZED GAIN/LOSS	YIELD AT MARKET
48,181	WOLVERINE WORLD WIDE INC 978097103 ACCOUNT 4055003221 48,181	1,358,387.92	28.81	1,388,094.61	29,706.69	1.388
12,150	WOODWARD INC 980745103 ACCOUNT 4055003221 12,150	1,140,753.39	109.46	1,329,939.00	189,185.61	0.594
23,270	ZOETIS INC 98978V103 ACCOUNT 4055003196 23,270	3,102,750.70	244.03	5,678,578.10	2,575,827.40	0.533
	TOTAL COMMON STOCK	270,904,665.06		371,481,457.49	100,576,792.43	
	PREFERRED STOCK					
1,802	BERKLEY SUBORDINATED DEBENTURES DUE DECEMBER 30, 2059 084423805 ACCOUNT 3055002045 1,152 ACCOUNT 3055002250 650	47,453.87	27.24	49,086.48	1,632.61	4.681
7,787	METLIFE INC 4.75% DEPOSITARY SHARES EACH REPRESENTING A 1/1,000TH INTEREST IN A SHARE OF FIXED RATE NON-CUMULATIVE PERPETUAL 59156R850 ACCOUNT 3055002045 4,937 ACCOUNT 3055002250 2,850	195,599.25	26.68	207,757.16	12,157.91	4.453
5,106	PUBLIC STORAGE DEPOSITARY SHARES EACH REPRESENTING 1/1000 OF A 4.75% CUMULATIVE PREFERRED SHARE OF BENEFICIAL INTEREST SERIES K 74460W578 ACCOUNT 3055002045 3,231 ACCOUNT 3055002250 1,875	131,601.34	26.34	134,492.04	2,890.70	4.510
15,465	BROOKFIELD PROPERTY PARTNERS G16249164 ACCOUNT 3055002045 8,015 ACCOUNT 3055002250 7,450	386,625.00	23.56	364,355.40	22,269.60-	6.104
	TOTAL PREFERRED STOCK	761,279.46		755,691.08	5,588.38-	

Schedule Of Assets Held

UNITS	ASSET DESCRIPTION	COST	UNIT PRICE	MARKET VALUE	UNREALIZED GAIN/LOSS	YIELD AT MARKET
	CLOSELY HELD - EQUITY					
25,959,695.32	WHITE OAK SUMMIT FUND LP CHB026474 ACCOUNT 305500206325,959,695.32	23,478,349.91	1.00	25,959,695.32	2,481,345.41	0.000
171,325.924	LEGAL & GENERAL S&P 400 COLLECTIVE INV TR FUND CLASS D CHB035798 ACCOUNT 3055002090 171,325.924	17,838,119.24	173.69	29,757,599.74	11,919,480.50	0.000
192,097.295	LEGAL & GENERAL S&P 600 COLLECTIVE INV TR FUND CLASS D CHB035806 ACCOUNT 3055002090 192,097.295	17,544,784.77	174.24	33,471,032.68	15,926,247.91	0.000
561,757.092	L&G MSCI ACWI EX US CIT FUND D CHB036887 ACCOUNT 3055002090 561,757.092	75,681,809.10	173.70	97,577,206.88	21,895,397.78	0.000
969,860.584	L&G S&P 500 CIT FUND CLASS D CHB037158 ACCOUNT 3055002090 969,860.584	133,139,599.03	241.36	234,085,550.55	100,945,951.52	0.000
45,568,824.51	WHITE OAK YIELD SPECTRUM PEER FUND L.P. CHB038420 ACCOUNT 305500206345,568,824.51	40,699,203.79	1.00	45,568,824.51	4,869,620.72	0.000
17,035,515	HAMILTON LANE PRIVATE EQUITY VIII LP CHB043172 ACCOUNT 30550020721 7,035,515	10,662,528.25	1.00	17,035,515.00	6,372,986.75	0.000
2,511,987	HARBOURVEST DOVER STREET VIII LP CHB043198 ACCOUNT 3055002072 2,511,987	867,488.40	1.00	2,511,987.00	1,644,498.60	0.000
7,563,408.35	PRIVATE EQUITY PARTNERS X MGR LP CHB043206 ACCOUNT 3055002072 7,563,408.35	2,009,706.94	1.00	8,799,978.00	5,553,701.41	0.000
4,330,042	PARTNERS GROUP PRIVATE MARKETS CREDIT STRATEGIES 2013 USD LP CHB043222 ACCOUNT 3055002063 4,330,042	196,892.17	1.00	4,330,042.00	4,133,149.83	0.000
15,671,388	MC CREDIT I LP CHB043230 ACCOUNT 305500206315,671,388	15,595,891.35	1.00	15,671,388.00	75,496.65	0.000

Schedule Of Assets Held

UNITS	ASSET DESCRIPTION	COST	UNIT PRICE	MARKET VALUE	UNREALIZED GAIN/LOSS	YIELD AT MARKET
4,222.4834	UBS TRUMBULL PROPERTY FUND LP CHB043248 ACCOUNT 3055002081 4,222.4834	32,306,230.00	11021.6275	46,538,639.36	14,232,409.36	0.000
4,855,248.6	PA SMALL COMPANY PRIVATE EQUITY FUND IX LP CHB049716 ACCOUNT 3055002072 4,855,248.6	3,493,179.76	1.00	4,855,248.60	1,362,068.84	0.000
11,042,884	CK OPPORTUNITIES OFFSHORE FUND LP CHB055036 ACCOUNT 305500206311,042,884	9,456,669.00	1.00	11,042,884.00	1,586,215.00	0.000
15,000,000	BLACKSTONE PRIVATE CREDIT FUND CHB057669 ACCOUNT 305500206315,000,000	15,000,000.00	1.00	15,000,000.00	0.00	0.000
	TOTAL CLOSELY HELD - EQUITY	397,970,451.71		590,969,021.99	192,998,570.28	
	FOREIGN STOCK					
18,997	ARCELORMITTAL SA LUXEMBOURG 03938L203 ACCOUNT 4055003212 18,997	460,725.34	32.0066	608,029.38	147,304.04	0.797
4,283	CANADIAN NATL RAILWAY CO 136375102 ACCOUNT 4055003212 4,283	542,893.14	122.86	526,209.38	16,683.76-	1.566
36,640	VOLKSWAGEN 928662600 ACCOUNT 4055003212 36,640	1,103,260.94	29.385	1,076,666.40	26,594.54-	2.484
14,041	ACCENTURE PLC CL A G1151C101 ACCOUNT 4055003196 14,041	2,880,555.94	414.55	5,820,696.55	2,940,140.61	0.936
2,928	CREDITCORP LTD ADR G2519Y108 ACCOUNT 4055003212 2,928	363,247.61	122.07	357,420.96	5,826.65-	0.991
	TOTAL FOREIGN STOCK	5,350,682.97		8,389,022.67	3,038,339.70	
	PREFERRED FOREIGN STOCK					
5,800	RENAISSANCERE HOLDINGS L G7498P127 ACCOUNT 3055002045 5,800	145,000.00	25.115	145,667.00	667.00	4.181

Schedule Of Assets Held

UNITS	ASSET DESCRIPTION	COST	UNIT PRICE	MARKET VALUE	UNREALIZED GAIN/LOSS	YIELD AT MARKET
	ADR					
81,657	AENA SME S.A. 00774W103 ACCOUNT 4055003212 81,657	1,400,335.84	15.784	1,288,874.09	111,461.75-	0.000
28,232	AKZO NOBEL NV ADR 010199503 ACCOUNT 4055003212 28,232	894,162.71	36.58	1,032,726.56	138,563.85	1.706
376,165	ALSTOM ADR 021244207 ACCOUNT 4055003212 376,165	1,747,467.98	3.55	1,335,385.75	412,082.23-	0.563
35,569	AMADEUS IT HLDG S A ADR 02263T104 ACCOUNT 4055003212 35,569	2,150,556.10	67.823	2,412,396.29	261,840.19	0.000
27,247	ASTRAZENECA PLC SPON ADR 046353108 ACCOUNT 4055003212 27,247	1,603,171.57	58.25	1,587,137.75	16,033.82-	2.352
52,283	AXA SA ONE ADR REPRESENTS 1/2 SHR FORMERLY AXA SA SPONSORED ADR 054536107 ACCOUNT 4055003212 52,283	1,189,457.83	29.778	1,556,883.17	367,425.34	7.012
103,858	BASF AG SPON ADR 055262505 ACCOUNT 4055003212 103,858	1,774,794.46	17.564	1,824,161.91	49,367.45	7.834
87,227	BP PLC SPON ADR 055622104 ACCOUNT 4055003212 87,227	2,081,497.74	26.63	2,322,855.01	241,357.27	4.750
6,034	BNP PARIBAS ADR 05565A202 ACCOUNT 4055003212 6,034	161,874.97	34.554	208,498.84	46,623.87	4.026
98,010	BANCO BILBAO VIZCAYA SPONS ADR 05946K101 ACCOUNT 4055003212 98,010	336,239.24	5.87	575,318.70	239,079.46	1.278
97,606	BARCLAYS PLC ADR 06738E204 ACCOUNT 4055003212 97,606	608,576.38	10.35	1,010,222.10	401,645.72	1.565
50,771	BAYER AG SPONSORED ADR 072730302	901,289.12	13.362	678,402.10	222,887.02-	3.106

Schedule Of Assets Held

UNITS	ASSET DESCRIPTION	COST	UNIT PRICE	MARKET VALUE	UNREALIZED GAIN/LOSS	YIELD AT MARKET
	ACCOUNT 4055003212 50,771					
32,532	BRITISH AMERN TOB PLC SPONSORED ADR 110448107 ACCOUNT 4055003212 32,532	1,200,521.91	37.41	1,217,022.12	16,500.21	7.859
1,462,772	CAIXABANK ADR 12803K109 ACCOUNT 4055003212 1,462,772	1,137,391.47	0.915	1,338,436.38	201,044.91	0.874
83,041	COMPAGNIE FINANCIERE RICHEMONT A ADR 204319107 ACCOUNT 4055003212 83,041	598,376.47	15.031	1,248,189.27	649,812.80	1.045
56,052	COMPASS GROUP PLC ADR 20449X401 ACCOUNT 4055003212 56,052	1,091,125.65	22.362	1,253,434.82	162,309.17	0.751
128,322	CREDIT SUISSE GROUP-SPON ADR 225401108 ACCOUNT 4055003212 128,322	1,514,111.42	9.64	1,237,024.08	277,087.34-	0.436
104,878	DANONE SPONSORED ADR 23636T100 ACCOUNT 4055003212 104,878	1,508,384.23	12.416	1,302,165.25	206,218.98-	5.606
242,904	ENEL SOCIETA PER AZIONI ADR 29265W207 ACCOUNT 4055003212 242,904	2,240,722.57	8.013	1,946,389.75	294,332.82-	2.970
125,364	FANUC LTD ADR 307305102 ACCOUNT 4055003212 125,364	2,639,495.36	21.172	2,654,206.61	14,711.25	1.374
13,213	GLAXOSMITHKLINE PLC ADR 37733W105 ACCOUNT 4055003212 13,213	552,563.98	44.10	582,693.30	30,129.32	4.930
12,828	GRUPO FINANCIERO BANORTE S A B D ADR 40052P107 ACCOUNT 4055003212 12,828	266,445.44	32.536	417,371.81	150,926.37	4.180
4,777	INFINEON TECHNOLOGIES AG SPONSORED ADR 45662N103 ACCOUNT 4055003212 4,777	200,920.62	46.352	221,423.50	20,502.88	0.850

Schedule Of Assets Held

UNITS	ASSET DESCRIPTION	COST	UNIT PRICE	MARKET VALUE	UNREALIZED GAIN/LOSS	YIELD AT MARKET
38,192	ING GROEP NV ADR 456837103 ACCOUNT 4055003212 38,192	334,531.01	13.92	531,632.64	197,101.63	4.267
67,589	MURATA MFG CO LTD ADR 626425102 ACCOUNT 4055003212 67,589	1,254,489.17	19.88	1,343,669.32	89,180.15	0.845
27,631	NOVARTIS A G ADR 66987V109 ACCOUNT 4055003212 27,631	2,419,866.87	87.47	2,416,883.57	2,983.30-	2.377
53,094	PT BK MANDIRI PERSERO TBK ADR 69367U105 ACCOUNT 4055003212 53,094	469,921.86	9.858	523,400.65	53,478.79	2.151
17,079	PERNOD RICARD S A ADR 714264306 ACCOUNT 4055003212 17,079	658,475.51	48.104	821,568.22	163,092.71	1.104
45,006	PRUDENTIAL PLC ADR 74435K204 ACCOUNT 4055003212 45,006	1,566,057.28	34.43	1,549,556.58	16,500.70-	0.935
37,576	RWE AKTIENGESELLSCHAF-SP ADR 74975E303 ACCOUNT 4055003212 37,576	1,518,142.35	40.621	1,526,374.70	8,232.35	3.382
25,977	RELX PLC ADR 759530108 ACCOUNT 4055003212 25,977	658,071.86	32.61	847,109.97	189,038.11	2.045
36,435	ROCHE HLDG LTD SPON ADR 771195104 ACCOUNT 4055003212 36,435	1,560,228.68	52.009	1,894,947.92	334,719.24	1.486
1,914,562	ROLLS-ROYCE GROUP PLC SPONSORED ADR 775781206 ACCOUNT 4055003212 1,914,562	3,452,167.69	1.664	3,185,831.17	266,336.52-	0.000
34,625	SHELL PLC PLC-ADR A 780259206 ACCOUNT 4055003212 34,625	1,539,619.50	43.40	1,502,725.00	36,894.50-	3.212
11,032	RYANAIR HLDGS PLC SPON ADR 783513203 ACCOUNT 4055003212 11,032	857,918.29	102.33	1,128,904.56	270,986.27	0.000

Schedule Of Assets Held

UNITS	ASSET DESCRIPTION	COST	UNIT PRICE	MARKET VALUE	UNREALIZED GAIN/LOSS	YIELD AT MARKET
44,252	SANDS CHINA LTD UNSPONSORED ADR 80007R105 ACCOUNT 4055003212 44,252	1,489,672.00	23.293	1,030,761.84	458,910.16-	0.000
45,865	SANOFI-AVENTIS 80105N105 ACCOUNT 4055003212 45,865	2,272,083.64	50.10	2,297,836.50	25,752.86	2.731
16,225	SAP AG SPONSORED ADR AKTIENGESELLSCHAFT 4 ADRS = 1 PREF SHR 803054204 ACCOUNT 4055003212 16,225	2,042,263.78	140.11	2,273,284.75	231,020.97	2.056
13,805	SIEMENS AG ADR 826197501 ACCOUNT 4055003212 13,805	1,052,634.85	86.814	1,198,467.27	145,832.42	1.920
139,320	SUMITOMO MITSUI FIN GRP INC FLT SPONSORED ADR 86562M209 ACCOUNT 4055003212 139,320	902,074.42	6.79	945,982.80	43,908.38	4.345
39,834	SWEDBANK A B ADR 870195104 ACCOUNT 4055003212 39,834	777,328.83	20.113	801,181.24	23,852.41	6.727
123,419	TAKEDA PHARMACEUTICAL CO ADR 874060205 ACCOUNT 4055003212 123,419	2,190,810.55	13.63	1,682,200.97	508,609.58-	5.143
46,317	TOTAL SE 89151E109 ACCOUNT 4055003212 46,317	1,883,056.75	49.46	2,290,838.82	407,782.07	4.984
386,199	UNICREDIT SPA ADR 904678406 ACCOUNT 4055003212 386,199	1,885,105.74	7.701	2,974,118.50	1,089,012.76	0.610
33,027	UNILEVER PLC-SPONSORED ADR 904767704 ACCOUNT 4055003212 33,027	1,863,148.72	53.79	1,776,522.33	86,626.39-	3.737
40,236	VALEO ADR 919134304 ACCOUNT 4055003212 40,236	585,752.72	15.113	608,086.67	22,333.95	1.568
36,062	VINCI S A ADR 927320101 ACCOUNT 4055003212 36,062	811,219.68	26.414	952,541.67	141,321.99	2.237

Schedule Of Assets Held

UNITS	ASSET DESCRIPTION	COST	UNIT PRICE	MARKET VALUE	UNREALIZED GAIN/LOSS	YIELD AT MARKET
35,478	ZURICH INS GROUP LTD SPONSORED ADR 989825104 ACCOUNT 4055003212 35,478	1,356,142.02	43.945	1,559,080.71	202,938.69	4.139
	TOTAL ADR	63,200,266.83		66,914,727.53	3,714,460.70	
	OPEN END MF - EQUITY					
530,548.744	EUROPAC GROWTH FD AMERICAN 298706821 ACCOUNT 3055002134 530,548.744	4,161,396.18	64.73	34,342,420.20	30,181,024.02	1.829
	REAL ESTATE INVESTMENT TRUSTS					
10,495	BOSTON PROPERTIES INC 101121101 ACCOUNT 4055003221 10,495	1,137,803.05	115.18	1,208,814.10	71,011.05	3.403
59,499	CORPORATE OFFICE PPTYS TR 22002T108 ACCOUNT 4055003221 59,499	1,363,740.88	27.97	1,664,187.03	300,446.15	3.933
59,930	EQUITY RESIDENTIAL 29476L107 ACCOUNT 4055003203 59,930	4,032,905.57	90.50	5,423,665.00	1,390,759.43	2.663
63,559	HUDSON PAC PPTYS INC 444097109 ACCOUNT 4055003221 63,559	1,502,485.61	24.71	1,570,542.89	68,057.28	4.047
4,817	SBA COMMUNICATIONS CORP 78410G104 ACCOUNT 4055003221 4,817	1,347,922.99	389.02	1,873,909.34	525,986.35	0.596
	TOTAL REAL ESTATE INVESTMENT TRUSTS	9,384,858.10		11,741,118.36	2,356,260.26	
	CIF - EQUITY					
1,802,572.8958	TRIVALENT INTERNATIONAL SMALL CAP FUND CIFE08963 ACCOUNT 3055002125 1,802,572.8958	24,684,054.48	19.0799	34,392,910.59	9,708,856.11	0.000
	TOTAL EQUITY SECURITIES	776,562,654.79		1,119,132,036.91	342,569,382.12	

Schedule Of Assets Held

UNITS	ASSET DESCRIPTION	COST	UNIT PRICE	MARKET VALUE	UNREALIZED GAIN/LOSS	YIELD AT MARKET
	SHORT TERM INVESTMENTS					
	SHORT TERM INVESTMENTS					
114,180,450.65	COMERICA SHORT TERM FUND 20035Y102	114,180,450.65	1.00	114,180,450.65	0.00	0.120
	ACCOUNT 3055002036	109,707,489.64				
	ACCOUNT 3055002045	1,595,077.86				
	ACCOUNT 3055002054	1,799,109.57				
	ACCOUNT 3055002090	433.04				
	ACCOUNT 3055002134	11.06				
	ACCOUNT 3055002250	1,078,329.48				
	CASH	18,059,260.29		18,059,260.29	0.00	0.000
	ACCOUNT 3055002045	2,161.6				
	ACCOUNT 3055002063	16,486,746				
	ACCOUNT 3055002072	1,354,592.36				
	ACCOUNT 3055002081	4,891,376.29-				
	ACCOUNT 3055002090	20,380.62-				
	ACCOUNT 3055002250	2,009.24				
	ACCOUNT 4055003196	289,027.33				
	ACCOUNT 4055003203	2,535,684.43				
	ACCOUNT 4055003212	1,395,365.95				
	ACCOUNT 4055003221	905,430.29				

Schedule Of Assets Held

UNITS	ASSET DESCRIPTION	COST	UNIT PRICE	MARKET VALUE	UNREALIZED GAIN/LOSS	YIELD AT MARKET
	Total Assets	1,153,949,534.76		1,540,169,438.56	**386,219,903.80**	

Schedule MB, Line 8b(2)
Schedule of Active Participant Data

Measurement Date: January 1, 2021

Years of Credited Service

Age	Under 1	1 - 4	5 - 9	10 - 14	15 - 19	20 - 24	25 - 29	30 - 34	35 - 39	40 +	Total
Under 25	8	211	10	-	-	-	-	-	-	-	229
25 - 29	12	393	197	3	-	-	-	-	-	-	605
30 - 34	5	354	326	109	13	-	-	-	-	-	807
35 - 39	6	218	224	225	132	5	-	-	-	-	810
40 - 44	4	194	148	170	204	128	3	-	-	-	851
45 - 49	3	108	86	99	150	162	62	4	-	-	674
50 - 54	4	70	52	71	115	169	123	106	9	-	719
55 - 59	2	66	43	43	85	111	43	69	27	1	490
60 - 64	-	18	19	16	49	40	21	22	17	17	219
65 - 69	-	3	5	4	4	4	3	-	-	3	26
70 +	-	1	-	1	2	1	-	-	-	-	5
Missing	-	29	-	-	-	-	-	-	-	-	29
Total	44	1,665	1,110	741	754	620	255	201	53	21	5,464

Males	5,414
Females	50
Total	5,464

Average Age	42.0
Average Credited Service	11.7
Number Fully Vested	3,755
Number Partially Vested	1,709

Notes

- Participants with unknown gender are assumed to be male.

2021 ACTUARIAL CERTIFICATION OF PLAN STATUS

Plan Name:	Sheet Metal Workers Pension Plan of Northern California
EIN/PN:	51-6115939/001
Plan Sponsor:	Board of Trustees of the Sheet Metal Workers Pension Plan of Northern California 3240B Constitution Drive, Livermore, CA 94551
Plan Year:	January 1, 2021 – December 31, 2021
Certification Results:	• Critical status ("zed zone") • Not in critical and declining status

This is the annual certification by the Plan Actuaries as required under section 432(b) of the Internal Revenue Code (the "Code") for the above-named multiemployer plan (the "Plan") and plan year (the "Plan Year"). For the Plan Year, the Plan is in critical status (but not in critical and declining status). The Board of Trustees have elected to apply Section 9701(a) of the American Rescue Plan Act of 2021 (ARPA) for the Plan Year, based on the prior Plan Year (2020) certification status .

In the absence of the ARPA election, the plan would have been in critical status (but not in critical and declining status) and would have been certified as not making scheduled progress toward the rehabilitation plan for the Plan Year. The actuarial calculations, prior to the application of ARPA, were as follows:

1. Actuarial projections of assets and liabilities for the current and succeeding plan years, as described under section 432(b)(3)(B). The projections underlying certification actuarial calculations in the absence of the ARPA election, are based on reasonable actuarial estimates, assumptions, and methods that offer our best estimate of anticipated experience under the Plan.
2. The projected present value of Plan liabilities as of the beginning of the Plan Year was determined based on a projection of the actuarial valuation of the Plan as of January 1, 2020. The actuarial value of assets was projected to the current and each succeeding plan year as required under this certification by assuming that the underlying market value of assets as of December 31, 2020, as provided by the Plan Administrator, returns the valuation rate of interest of 7.50% for each Plan Year beginning January 1, 2021.
3. The projections are based on anticipated future hours worked of 8.5 million in all future years. This assumption assumes projections of future industry activity and covered employment levels, which are based on information provided in good faith by the Plan Sponsor.

This certification assumes that the current terms of the collective bargaining agreements under which contributions are made to the Plan will remain in effect for all succeeding plan years.

To the best of our knowledge, the actuarial assumptions and methods used in the preparation of this certification comply with the applicable Actuarial Standards of Practice.

Certified by,

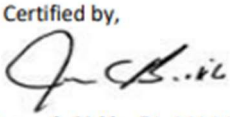



Jason C. Birkle, EA, MAAA, ASA
Enrollment Number: 20-07856
NWPS
160 W Santa Clara Street, Suite 1550
San Jose, CA 95113
(408) 298-1170

Alexandra Willson, FSA, EA, MAAA
Enrollment Number: 20-06889
Horizon Actuarial Services, LLC
1990 N. California Blvd., Suite 830
Walnut Creek, CA 94596
(818) 691-2005

March 31, 2021

Illustration Supporting 2021 Pension Protection Act of 2006 (PPA) Actuarial Certification of Status
Plan Name: Sheet Metal Workers Pension Plan of Northern California
EIN: 51-6115939
PN: 001

2021 PPA Funding Status: Critical

The Plan has an accumulated funding deficiency for the current plan year and is not projected to become insolvent within 20 years.

1/1 Plan Year	PPA Liability ($000,000) (1)	Actuarial Value of Assets ($000,000) (2)	PPA Funded % (2)/(1)	12/31 Credit Balance ($000,000)	Assumed Hours Worked	Assumed Contribs ($000,000)	Investment Return %	
2020	2,395	1,286	54%	(237)	8,839,376	131	10.99%	Unaudited
2021	2,455	1,390	57%	(275)	8,500,000	126	7.50%	Projected
2022	2,515	1,441	57%	(315)	8,500,000	126	7.50%	Projected
2023	2,568	1,489	58%	(375)	8,500,000	126	7.50%	Projected
2024	2,619	1,533	59%	(430)	8,500,000	126	7.50%	Projected
2025	2,665	1,573	59%	(487)	8,500,000	126	7.50%	Projected
2026	2,708	1,609	59%	(541)	8,500,000	126	7.50%	Projected
2027	2,746	1,641	60%	(603)	8,500,000	126	7.50%	Projected
2028	2,781	1,668	60%	(669)	8,500,000	126	7.50%	Projected
2029	2,814	1,692	60%	(723)	8,500,000	126	7.50%	Projected
2030	2,843	1,713	60%	(798)	8,500,000	126	7.50%	Projected
2031	2,869	1,731	60%	(876)	8,500,000	126	7.50%	Projected
2032	2,893	1,745	60%	(940)	8,500,000	126	7.50%	Projected
2033	2,915	1,755	60%	(1,001)	8,500,000	126	7.50%	Projected
2034	2,934	1,763	60%	(1,068)	8,500,000	126	7.50%	Projected
2035	2,950	1,767	60%	(1,112)	8,500,000	126	7.50%	Projected
2036	2,964	1,767	60%	(1,152)	8,500,000	126	7.50%	Projected
2037	2,975	1,763	59%	(1,201)	8,500,000	126	7.50%	Projected
2038	2,985	1,757	59%	(1,254)	8,500,000	126	7.50%	Projected
2039	2,994	1,748	58%	(1,275)	8,500,000	126	7.50%	Projected
2040	3,001	1,736	58%	(1,299)	8,500,000	126	7.50%	Projected
2041	3,007	1,720	57%	(1,324)	8,500,000	126	7.50%	Projected

Schedule MB, Lines 9c and 9h
Schedule of Funding Standard Account Bases

Charges

Type	Date Established	Initial Period	Initial Balance	*Outstanding at 1/1/2021* Period	Balance	Annual Payment
Amendment	1/1/1993	30.00	$ 13,058,094	2.00	$ 2,029,222	$ 1,051,283
Amendment	1/1/1994	30.00	18,950,282	3.00	4,246,467	1,519,001
Amendment	1/1/1995	30.00	5,494,726	4.00	1,582,654	439,562
Amendment	1/1/1996	30.00	8,227,046	5.00	2,859,746	657,515
Assumption	1/1/1998	30.00	107,834,503	7.00	48,981,887	8,602,601
Amendment	1/1/1999	30.00	4,254,182	8.00	2,135,093	339,086
Assumption	1/1/1999	30.00	43,955,810	8.00	22,060,600	3,503,572
Exper Loss	1/1/2007	15.00	27,325,562	1.00	2,908,213	2,908,213
Exper Loss	1/1/2008	15.00	6,097,987	2.00	1,251,424	648,328
Assumption	1/1/2008	15.00	70,655,084	2.00	14,499,772	7,511,930
Exper Loss	1/1/2009	15.00	8,384,857	3.00	2,489,640	890,568
ENIL (2009)	1/1/2009	29.00	261,472,571	17.00	211,915,400	20,895,850
Exper Loss	1/1/2010	15.00	57,012,187	4.00	21,781,120	6,049,427
ENIL (2009)	1/1/2010	29.00	37,484,209	17.00	30,688,195	3,026,000
Exper Loss	1/1/2011	15.00	34,568,281	5.00	15,937,994	3,664,474
ENIL (2009)	1/1/2011	29.00	27,157,845	17.00	22,479,932	2,216,626
Exper Loss	1/1/2012	15.00	203,288	6.00	108,638	21,530
ENIL (2009)	1/1/2012	29.00	91,514,754	17.00	76,665,010	7,559,529
Exper Loss	1/1/2013	15.00	65,275,684	7.00	39,327,960	6,907,099
Exper Loss	1/1/2015	15.00	30,042,254	9.00	21,760,698	3,173,361
Exper Loss	1/1/2016	15.00	33,914,904	10.00	101,796,425	13,795,634
Assumption	1/1/2016	15.00	130,705,679	10.00	26,413,665	3,579,627
Exper Loss	1/1/2017	15.00	12,736,579	11.00	66,532,127	8,460,255
Assumption	1/1/2017	15.00	80,219,350	11.00	10,563,432	1,343,251
Assumption	1/1/2018	15.00	65,403,062	12.00	57,313,246	6,892,402
Exper Loss	1/1/2019	15.00	218,766,661	13.00	201,386,524	23,054,391
Assumption	1/1/2019	15.00	41,048,822	13.00	37,787,656	4,325,868
Method	1/1/2020	10.00	75,960,409	9.00	70,591,077	10,294,291
Total Charges					$1,118,093,817	$ 153,331,274

Schedule MB, Lines 9c and 9h
Schedule of Funding Standard Account Bases

Credits

Type	Date Established	Initial Period	Initial Balance	*Outstanding at 1/1/2021* Period	*Outstanding at 1/1/2021* Balance	Annual Payment
Assumption	1/1/1992	30.00	$ 30,267,035	1.00	$ 2,452,736	$ 2,452,736
Assumption	1/1/1995	30.00	11,038,646	4.00	3,179,480	883,060
Assumption	1/1/2002	30.00	16,019,157	11.00	10,016,586	1,273,713
Amendment	1/1/2003	30.00	78,639,605	12.00	51,954,842	6,248,009
Method	1/1/2012	10.00	140,289,729	1.00	19,122,641	19,122,641
Assumption	1/1/2014	15.00	164,697,766	8.00	109,637,961	17,412,244
Exper Gain	1/1/2014	15.00	15,344,475	8.00	10,214,692	1,622,255
Method	1/1/2016	10.00	53,450,685	5.00	31,562,693	7,256,916
Exper Gain	1/1/2018	15.00	25,847,272	12.00	22,650,179	2,723,875
Exper Gain	1/1/2020	15.00	21,405,987	14.00	20,586,411	2,255,837
Exper Gain	1/1/2021	15.00	50,772,915	15.00	50,772,915	5,350,626
Total Credits					$ 332,151,136	$ 66,601,912
Net Total					$ 785,942,681	$ 86,729,362

See the comments following this Exhibit

Schedule MB, Lines 9c and 9h
Schedule of Funding Standard Account Bases

Different types of amortization bases are as follows:

Abbreviation	Description
Initial Liab	Initial unfunded actuarial accrued liability
Exper Loss	Actuarial experience loss (charge only)
Exper Gain	Actuarial experience gain (credit only)
ENIL (2008)	Eligible net investment loss under the Pension Relief Act of 2010
Amendment	Plan amendment
Assumption	Change in actuarial assumptions
Method	Change in the actuarial cost method or asset valuation method
Combined	Combined charge base or combined credit base
Offset	Combined and offset charge and credit bases

The "ENIL (2008)" bases are the portions of the eligible net investment losses ("ENIL") for the plan year ending December 31, 2008. These bases are amortized over the period ending December 31, 2037, as permitted under the special amortization rule provided in the Pension Relief Act of 2010. The portions of the 2008 market value investment loss to be recognized have already been determined.

Loss Recognized on January 1	Portion of 2008 ENIL to be Amortized	Amortization Period
2009	$261,472,571	29
2010	37,484,209	28
2011	27,157,845	27
2012	91,514,754	26

Schedule MB, Line 11
Justification for Change in Actuarial Assumptions

The operating expense assumption was increased to reflect anticipated inflation.

The changes in the interest rate and mortality tables used to determine the RPA ’94 current liability were mandated legislative changes.

Schedule MB, Line 6
Statement of Actuarial Assumptions/Methods

Plan Name	**Sheet Metal Workers Pension Plan of Northern California**
Plan Sponsor	Sheet Metal Workers Pension Trust
EIN / PN	51-6115939/001
Interest Rates	7.50% per annum, compounded annually, net of investment expense for determining costs and liabilities The valuation interest rate was chosen in consideration of the purpose of the measurement (long-term contribution budgeting), current and historical investment data, and the Plan's asset allocation as set by the Plan Sponsor. As a part of the analysis, we considered the results of the current and prior editions of Horizon's Survey of Capital Market Assumptions and the expectations of the Plan's investment advisor. The ultimate selection of the interest rate reflects professional judgment. The highest rate within the IRS allowable range for determining Current Liability, which is 2.43% per annum as of January 1, 2021.
Mortality	*Non-Disabled Participants and Beneficiaries:* PRI-2012 Blue Collar mortality tables for employees, annuitants and contingent annuitants, projected to 2020 using mortality improvement scale MP-2019. *Disabled Participants:* PRI-2012 Disabled Annuitant mortality tables, projected to 2020 using mortality improvement scale MP-2019. The mortality assumptions were chosen based on a review of standard mortality tables and projection scales, historical and current demographic data, and reflecting anticipated future experience and professional judgment. For determining the RPA '94 current liability, the mortality tables prescribed by the Pension Protection Act of 2006 were used.

Retirement Age

Active participants:

Retirement Probabilities

Age	<25 Years of Service	25+ Years of Service
52-54	0%	10%
55	20%	25%
56-59	10%	20%
60	20%	20%
61	15%	15%
62-63	25%	25%
64	30%	30%
65+	100%	100%

Weighted Average Retirement Age for active participants: 59

Inactive vested participants: Age 65. Liability for inactive vested participants over Age 65 is multiplied by the factors shown in the following table.

Age	Factor
65	100%
66	90%
67	80%
68	70%
69	60%
70	50%
71	40%
72	30%
73	20%
74	10%
75+	0%

Disability

Illustrations of the annual probabilities of disablement are shown in the table below for selected ages (the same rates are used for males and females):

Representative Disability Probabilities

Age	Probability
25	0.000%
35	0.200%
45	0.300%
55	0.915%
60	0.000%

Withdrawal

Illustrations of the annual probabilities of withdrawal (for reasons other than mortality or disablement) are shown in the table below for selected ages:

Representative Withdrawal Probabilities

Age	Probability
25	7.45%
35	6.06%
45	3.14%
55	0.00%

Operating Expenses

Expenses are assumed to be $3,100,000, payable at the beginning of the year, added to the Plan's normal cost. Investment counseling and investment management fees are not included in assumed operating expenses. This assumption is selected based on a review of recent years' operating expenses and anticipated future changes in expenses, including inflation.

Hours Worked and Contributions

For the purpose of projecting future benefit accruals, it is assumed that each active participant will work the same number of hours per year and have the same amount of benefit-accruing contributions as during the plan year preceding the valuation date.

Active Participant

For valuation purposes, an active participant is a participant who has worked over 435 hours in the prior plan year.

Reemployment

It is assumed that participants will not be reemployed following a break in service.

Form of Payment

All participants are assumed to elect a single life annuity with 3 years of payment guaranteed at retirement.

Marriage

All participants are assumed to be married.

Spouse Ages

Males are assumed to be 3 years older than their spouses.

Schedule MB, Line 6
Statement of Actuarial Assumptions/Methods

Cost Method	The Unit Credit Cost Method is used to determine the normal cost and the actuarial accrued liability. The actuarial accrued liability is the present value of the accrued benefits as of the beginning of the year for active participants and is the present value of all benefits for other participants. The normal cost is the present value of the difference between the accrued benefits as of the beginning and end of the year. The normal cost and actuarial accrued liability for the plan are the sums of the individually computed normal costs and actuarial accrued liabilities for all plan participants.
Asset Valuation Method	The Actuarial Value of Assets is equal to the Market Value of Assets.
Participant Data	Participant census data as of January 1, 2021 was provided by the Plan Administrator.
Missing or Incomplete Participant Data	Assumptions were made to adjust for participants and beneficiaries with missing or incomplete data, based on those exhibited by participants with similar known characteristics.
Financial Information	Financial information was obtained from the Plan's auditor.
Nature of Actuarial Calculations	The valuation results presented in this report are estimates. The results are based on data that may be imperfect and on assumptions made about future events. Certain plan provisions may be approximated or deemed immaterial for the purposes of the valuation. Assumptions may be made about missing or incomplete participant census data or other factors. Reasonable efforts were made to ensure that significant items and factors are included in the valuation and treated appropriately. A range of results different from those presented in this report could also be considered reasonable. The actuarial assumptions selected for this valuation – including the valuation interest rate – generally reflect average expectations over the long term. If overall future demographic or investment experience is less favorable than assumed, the relative level of plan costs determined in this valuation will likely increase in future valuations. Investment returns and demographic factors may fluctuate significantly from year to year. The deterministic actuarial models used in this valuation do not take into consideration the possibility of such volatility.

Changes in Assumptions Since the prior valuation, the following assumptions have been changed:

- Operating expenses assumption was changed from $3,000,000 to $3,100,000.
- For RPA '94 current liability, the interest rate and mortality assumptions were updated in accordance with the changes in the IRS prescribed assumptions. The interest rate is at the high end of the legal range.

REHABILITATION PLAN FOR
SHEET METAL WORKERS OF NORTHERN CALIFORNIA PENSION PLAN
(EIN/PN: 51-6115939/001)
(Dated December 13, 2021)

A. INTRODUCTION

This is the Restated Funding Rehabilitation Plan ("FRP") adopted pursuant to ERISA Section 305 by the Plan Sponsor of the Sheet Metal Workers of Northern California Pension Plan and Trust Fund ("Plan" and "Fund"). The Plan was anticipated to enter critical status in 2010 and accordingly, the initial FRP decisions were effective July 1, 2009. The Pension Protection Act ("PPA") directs the Board of Trustees of the Fund ("Board") to adopt an FRP designed to allow the Plan to emerge from Critical Status by the end of a 10-year Rehabilitation Period. However, the PPA also allows for a Funding Rehabilitation Plan that allows the Plan to emerge from Critical Status at a later date if the Board determines that the Plan cannot emerge within 10 years based on reasonable actuarial assumptions and upon exhaustion of all reasonable measures.

The Board considered many alternative combinations of contribution increases and benefit adjustments, and also evaluated whether the Plan is eligible for any financial assistance under federal legislation (it is not). After extensive deliberations and consultations with the Fund's actuaries and Trustees' legal counsel, the Board concluded in December 2020 that, based on reasonable actuarial assumptions and upon exhaustion of all reasonable measures, the Plan was not able to emerge from Critical Status by the end of the 10-year Rehabilitation Period. Consequently, the Board has now adopted an updated FRP that contains reasonable measures aimed at enabling the Plan to emerge from Critical Status within the next 25 years.

B. BENEFIT CHANGES

(1) Effective January 1, 2022, benefits are modified as follows:

a. The "*Variable Benefit Accrual Rate" (*also called the "*VBAR")* formula is eliminated for benefits earned after December 31, 2021.

b. If a Participant is younger than age 52 or has less than 25 years of Service Credits[1] as of December 31, 2021, the benefit formula for each year of service is an *accrual rate* of 0.70% multiplied by the number of hours worked in the year multiplied by the benefit-bearing *pension contribution rate* effective on January 1, 2021.

c. If a Participant is at least age 52 and has at least 25 years of Service Credits as of December 31, 2021, the benefit formula for each year of service is an *accrual rate* of 0.55% multiplied by the number of hours worked in the year multiplied by the benefit-bearing *pension contribution rate* effective on January 1, 2021.

d. **Disability Benefits**: For benefits commencing on or after January 1, 2022, if a Participant has earned less than 25 years of Service Credits at the date of Total & Permanent Disability or

[1] Service Credits, as used herein, unless otherwise specified, include both Past and Future Service Credits.

Partial Disability, the monthly disability benefit will be the Normal Retirement Benefit reduced by 6% for each year (and by prorated amounts for any partial year) that the Participant's age at the date of Total & Permanent Disability or Partial Disability is less than age 65, with a maximum reduction of 42%.

e. Pre-Retirement Death Benefit: If a Participant is married at the date of death, the surviving spouse has the choice of two benefit options:

(i) A monthly benefit of 50% of the Participant's retirement benefit payable at the earliest date the Participant could have retired under the 50% Joint and Survivor Benefit; plus the excess of 80% of the total contributions made on the Participant's behalf over the value of the spouse's monthly benefit; or

(ii) 48 monthly payments of the Participant's Normal Retirement Benefit earned up until the date of death. The value of this benefit cannot exceed 80% of the total contributions made on the Participant's behalf.

If a Participant is single at the date of death, the beneficiary(s) is (are) entitled to 48 monthly payments of the Normal Retirement Benefit earned up until the date of death. The value of this benefit cannot exceed 80% of the total contributions made on the Participant's behalf.

f. Elimination of National Pension Plan Make-Up Benefit: The National Pension Plan Make-up Benefit is eliminated for pensions commencing on or after January 1, 2022.

(2) ***Effective April 1, 2022:*** The following changes apply to Early Pension Benefits commencing after March 31, 2022:

a. Early Retirement Age and Service Eligibility: A Participant will be eligible to start receiving an Early Pension Benefit if upon retirement the Participant has attained (A) age 60 with 10 years of Vesting Service Credits or (B) age 55 with 15 years of Vesting Service Credits. A Participant is not eligible for a Reduced Early Pension Benefit, Partially Reduced Early Pension Benefit or an Unreduced Early Pension Benefit if the Participant has not worked in covered employment for 36 consecutive months or longer, exclusive of any period that the Participant has been on Sheet Metal Workers Local 104's out-of-work list.

b. Reduced Early Pension Benefit: If at the date of retirement a Participant has less than 25 years of Unreduced Pension Service[2], then the Normal Retirement Benefit amount is reduced by 6% for each year (and reduced by prorated amounts for any partial year) the age at retirement is before age 65.

c. Partially Reduced Early Pension Benefit: If a Participant whose first covered hour is before July 1, 2022, either (A) retires at age 55 or later and has at least 30 Years of Unreduced Pension Service or (B) retires at age 58 or later and has at least 25 Years of Unreduced Pension Service, then the Participant will be eligible for an Unreduced Pension Benefit (see below). If the Participant (whose first covered hour is before July 1, 2022) retires at age 55 or later but before age 58 and has at least 25 but less than 30 Years of Unreduced Pension Service, the portion of

[2] Unreduced Pension Service, as defined in the Plan, includes Past and Future Service Credits as well as certain other types of service.

the Normal Retirement Benefit that is not grandfathered (see below) will be reduced by 3% for each year (and reduced by prorated amounts for any partial year) the age at retirement is before age 60.

d. Unreduced Early Pension Benefit:

(i) **Grandfathered Eligibility: Participants who, as of December 31, 2021, have attained age 49 and have earned at least 22 Years of Unreduced Pension Service, will be eligible to receive a portion of their benefit under the Plan's early retirement rules in effect prior to this FRP update, regardless of when they retire:**

a) The Grandfathered Benefit Portion (benefits earned before January 1, 2022):, If a Participant with Grandfathered Eligibility has at least 25 years of Unreduced Pension Service at the date of retirement, the Participant will be entitled to an Unreduced Early Pension Benefit starting at age 52 for benefits earned prior to July 1, 2009 and starting at age 55 for benefits earned on and after July 1, 2009, and prior to January 1, 2022.

b) The Non-Grandfathered Benefit Portion (benefits earned on and after January 1, 2022):

i. If (A) a Participant with Grandfathered Eligibility retires at age 55 or later with at least 30 Years of Unreduced Pension Service; or (B) he or she retires at age 58 or later with at least 25 Years of Unreduced Pension Service, then the Participant will be entitled to an Unreduced Early Pension Benefit for benefits earned on and after January 1, 2022.

ii. If a Participant with Grandfathered Eligibility retires at age 55 or later but before age 58 and has at least 25 but less than 30 Years of Unreduced Pension Service, benefits earned on and after January 1, 2022, will be reduced by 3% for each year (and reduced by prorated amounts for any partial year) the age at retirement is before age 60.

(ii) **No Grandfathered Eligibility: Participants who, as of December 31, 2021, are younger than age 49 or have less than 22 years of Service Credits may receive an Unreduced Pension Benefit if** (A) the Participant retires at age 55 or later and has at least 30 Years of Service Credits or (B) the Participant retires at age 58 or later and has at least 25 Years of Service Credits.

(iii) **Future Participants: Participants whose first contribution is on or after July 1, 2022** will be eligible for an Unreduced Early Pension Benefit if, at the time of retirement, they are either (A) at least age 55 with at least 30 Years of Future Service Credits OR (B) at least age 60 with at least 25 Years of Future Service Credits. This group of Participants will not be eligible for a Partially Reduced Early Pension Benefit.

C. CONTRIBUTION SCHEDULE

Effective for benefits earned on or after January 1, 2022, the contribution rate increase made in 2021 equal to 4.85% of the credited contribution rate on January 1, 2021 shall be non-benefit bearing. Three future non-benefit bearing annual contribution rate increases shall be made on or around July 1st of each year (2022, 2023 and 2024) equal to 4.85% of the credited contribution rate on January 1, 2021.

Production Shop Rule: Effective upon the expiration of the collective bargaining agreement in effect on January 1, 2022, the four (4) annual increases equal to 4.85% of the contribution rate as of January 1, 2021, shall be non-benefit bearing. Non-benefit bearing contributions may consist of future contribution increases or reallocation of the benefit-bearing contribution or any combination thereof.

The contribution increases required above are part of the updated FRP schedule under PPA. Notice of the updated FRP schedule above will be mailed to the bargaining parties within 30 days of its adoption. Prior contribution increases under the FRP have been implemented since 2009 and detailed information is available upon request from the Plan office.

D. NON-COLLECTIVELY BARGAINED PARTICIPANTS

In the case of an employer that contributes to the Plan on behalf of both collectively bargained and non-collectively bargained participants, the contributions for, and the benefits provided to, the non-collectively bargained employees, including non-benefit bearing contributions, were determined as if those non-collectively bargained participants were covered under such employer's collective bargaining agreement.

In the case of an employer that contributes to the Plan on behalf of non-collectively bargained employees only, the rules contained in this Rehabilitation Plan, as updated from time to time, shall be applied as if the participation agreement were a collective bargaining agreement.

E. PRIOR ACTIONS UNDER FRP

The FRP also incorporates the benefit reductions made by the Plan's Board of Trustees, as reflected in Amendment Eight to the Plan dated June 23, 2009, which provided that no accruals were allocated on the contribution increases for the period from July 1, 2009 through June 30, 2012. Moreover, the Plan's unreduced early retirement date was increased from age 52 to age 55 for benefits earned on and after July 1, 2009. The Board later amended the Plan to provide that accruals would also not be earned on the contribution increases from July 1, 2013 through June 30, 2015. Effective January 1, 2017, the Board changed the benefit formula to adopt the VBAR to better address situations where Plan investment yields were lower than expected. The Board also eliminated the Social Security Adjustment Option and placed restrictions on the amount of the Plan's Disability Benefit as part of the Rehabilitation Plan. Effective November 1, 2019, the Board amended the Plan to provide that a Participant is not entitled to an Unreduced Early Pension Benefit if the Participant has not worked in Covered Employment for thirty-six consecutive months, exclusive of any period in which the Participant was on Local 104's out-of-work list. The Board reduced certain Contribution Death Benefits to provide that for deaths that occur on or after November 1, 2019, the Contribution Death benefit is 100% of Employer contributions less any disability

payments up to a maximum of $15,000 (previously there was no such maximum). In addition, the Board revised the VBAR formula effective as of December 31, 2018, to reduce expected benefit accruals.

F. FUTURE BENEFITS

As the Plan's funding meets certain benchmarks, benefits will accrue as follows:

Plan's Funded Percentage*	Accrual Rate	Accrual Rate for those who are at least age 52 and have at least 25 years of service credits as of December 31, 2021
Less than 85% (current funding position)	0.70%	0.55%
At least 85% and less than 95%	0.80%	0.70%
At least 95% and less than 100%	0.90%	0.80%
At least 100%	1.00%	1.00%

* The funded percentage used for the required annual "zone status" certification under Pension Protection Act of 2006 (PPA)

Additionally, the benefit-bearing pension contribution rate for determining benefit accruals will increase as follows:

Plan's Funded Percentage*	Benefit Accruals Based on Benefit-Bearing Pension Contribution Rate in Effect on
Less than 85% (current funding position)	January 1, 2021
At least 85% and less than 90%	July 1, 2021
At least 90% and less than 95%	July 1, 2022
At least 95% and less than 100%	July 1, 2023
At least 100%	July 1, 2024 (or any contribution rate thereafter)

* The funded percentage used for the required annual "zone status" certification under Pension Protection Act of 2006 (PPA)

G. ANNUAL REVIEW OF REHABILITATION PLAN

The Board of Trustees will review the Plan's progress under the FRP at least annually with such review reflected in the minutes of Committee and/or Board meetings with the assistance of the Plan's actuarial consultants. If, for example, the Plan's actual experience does not reflect the assumptions used to develop the FRP, the Board may amend or modify the FRP based on the advice of the Plan's actuarial consultants and legal counsel or it may amend the Contribution Schedule in any manner consistent with the requirements of ERISA.

Remainder of page left intentionally blank.

H. ADDITIONAL NON-BENEFIT BEARING CONRIBUTIONS

Sheet Metal Workers Local 104 shall make three lump sum, non-benefit-bearing contributions to the Plan totaling $9 million as follows: $3 million on April 1, 2022; $3 million on April 1, 2023; and $3 million on April 1, 2024.



Sean O'Donoghue, Chair



Rick Werner, Co-Chair

Schedule MB
Statement by the Enrolled Actuary

Plan Sponsor	Sheet Metal Workers Pension Trust
EIN / PN	51-6115939 / 001
Plan Year	Beginning January 1, 2021 and ending December 31, 2021
Plan Name	Sheet Metal Workers Pension Plan of Northern California
Enrolled Actuary	Alexandra Willson
Enrollment Number	20-06889

Actuarial assumptions: The actuarial assumptions and methods are individually reasonable and, in combination, represent the enrolled actuary's best estimate of anticipated experience under the Plan.

Census data and financial information: The actuarial valuation, on which the information in this Schedule MB is based, has been prepared in reliance upon the employee and financial data furnished by the plan administrator and the plan's auditor. The enrolled actuary has not made a rigorous check of the accuracy of this information but has reviewed it and concluded it to be reasonable for the purpose of this actuarial valuation. The amounts of contributions shown in Line 3 of Schedule MB were listed in reliance on information provided by the plan administrator and/or the plan's auditor.

Rehabilitation Plan and Scheduled Progress: The Plan is in Critical Status and is operating under a Rehabilitation Plan. The Plan Sponsor has declared that all reasonable measures have been exhausted, and have enacted measures with the intent of emerging from Critical Status after the Rehabilitation Period, which ended December 31, 2021. Because the Rehabilitation Period had ended, the Plan actuary was not required to certify whether the Plan was making Scheduled Progress in 2022.

Attached as separate exhibits are:

- Line 4b - Illustration Supporting Actuarial Certification of Status
- Line 4f - Cash Flow Projections
- Line 6 - Statement of Actuarial Assumptions/Methods
- Line 6 - Summary of Plan Provisions
- Line 8b(1) - Schedule of Projection of Expected Benefit Payments
- Line 8b(2) - Schedule of Active Participant Data
- Lines 9c and 9h - Schedule of Funding Standard Account Bases
- Line 11 - Justification for Change in Actuarial Assumptions

Sheet Metal Workers Pension Plan of Northern California
EIN: 51-6115939 Plan No: 001
Schedule R, line 13e - Contribution Rate Information

EffDt	LclArea	LclAreaDesc	Assoc	AssocDesc	AgreeDesc	JCDesc	PENSION
7/1/2021	111	ALL AREAS	99	NO ASSOCIATION	SHEET METAL APP & JRNY	GENERAL FOREPERSON 11+ YEARS	21.6
7/1/2021	111	ALL AREAS	10	DEPENDABLE SHEET META	RESIDENTIAL	SERVICE MECHANIC	12.26
7/1/2021	111	ALL AREAS	81	SMACNA	KITCHEN EQUIPMENT SHOPS (CLASSIFIED EMPL	GROUP I FOREPERSON 10%	15.14
7/1/2021	300	CASTROVILLE	83	MBA	SHEET METAL SPEC. B	JOURNEYPERSON	4.94
7/1/2021	111	ALL AREAS	82	SCVCA	PART TIME OFFICER OF LOCAL 104	FOREPERSON 0-10 YEARS	21.6
7/1/2021	111	ALL AREAS	81	SMACNA	SERVICE TECH-RESIDENTIAL	TRAINEE 3RD 6 MONTHS	3.69
7/1/2021	111	ALL AREAS	81	SMACNA	SERVICE TECH-RESIDENTIAL	TRAINEE 2ND 6 MONTHS	3.69
7/1/2021	111	ALL AREAS	81	SMACNA	PART TIME OFFICER OF LOCAL 104	LIGHT COMMERCIAL JOURNEY/FOREPERSON	20.94
7/1/2021	111	ALL AREAS	81	SMACNA	RESIDENTIAL	GENERAL FOREPERSON 11+ YRS OWNER/MEMBER	15.78
7/1/2021	111	ALL AREAS	81	SMACNA	RESIDENTIAL	GENERAL FOREPERSON 0-10 YRS OWNER/MEMBER	15.78
7/1/2021	111	ALL AREAS	81	SMACNA	RESIDENTIAL	FOREPERSON 11+ YEARS OWNER/MEMBER	15.78
7/1/2021	111	ALL AREAS	81	SMACNA	RESIDENTIAL	FOREPERSON 0-10 YEARS OWNER/MEMBER	15.78
7/1/2021	111	ALL AREAS	81	SMACNA	LIGHT COMMERCIAL	GENERAL FOREPERSON 11+ YRS OWNER/MEMBER	20.94
7/1/2021	111	ALL AREAS	81	SMACNA	LIGHT COMMERCIAL	GENERAL FOREPERSON 0-10 YRS OWNER/MEMBER	20.94
7/1/2021	111	ALL AREAS	81	SMACNA	LIGHT COMMERCIAL	FOREPERSON 11+ YEARS OWNER/MEMBER	20.94
7/1/2021	111	ALL AREAS	81	SMACNA	LIGHT COMMERCIAL	FOREPERSON 0-10 YEARS OWNER/MEMBER	20.94
7/1/2021	111	ALL AREAS	81	SMACNA	OWNER/MEMBER	GENERAL FOREPERSON 11+ YRS OWNER/MEMBER	21.6
7/1/2021	111	ALL AREAS	81	SMACNA	OWNER/MEMBER	GENERAL FOREPERSON 0-10 YRS OWNER/MEMBER	21.6
7/1/2021	111	ALL AREAS	81	SMACNA	A/C SPECIALIST-RESIDENTIAL	4TH 6 MONTHS	1.09
7/1/2021	111	ALL AREAS	81	SMACNA	A/C SPECIALIST-RESIDENTIAL	3RD 6 MONTHS	1.09
7/1/2021	111	ALL AREAS	81	SMACNA	LIGHT COMMERCIAL	JOURNEYPERSON 11+ YEARS OWNER/MEMBER	20.94
7/1/2021	111	ALL AREAS	81	SMACNA	RESIDENTIAL	JOURNEYPERSON 11+ YEARS OWNER/MEMBER	15.78
7/1/2021	111	ALL AREAS	99	NO ASSOCIATION	SHEET METAL WORKERS LU 104	GENERAL FOREPERSON 11+ YEARS	21.6
7/1/2021	111	ALL AREAS	99	NO ASSOCIATION	SHEET METAL WORKERS LU 104	GENERAL FOREPERSON 0-10 YEARS	21.6
7/1/2021	111	ALL AREAS	99	NO ASSOCIATION	SHEET METAL WORKERS LU 104	FOREPERSON 11+ YEARS	21.6
7/1/2021	111	ALL AREAS	99	NO ASSOCIATION	SHEET METAL WORKERS LU 104	FOREPERSON 0-10 YEARS	21.6
7/1/2021	111	ALL AREAS	99	NO ASSOCIATION	SHEET METAL APP & JRNY	GENERAL FOREPERSON 11+ YEARS	21.6
7/1/2021	111	ALL AREAS	99	NO ASSOCIATION	SHEET METAL APP & JRNY	GENERAL FOREPERSON 0-10 YEARS	21.6
7/1/2021	111	ALL AREAS	99	NO ASSOCIATION	SHEET METAL APP & JRNY	FOREPERSON 11+ YEARS	21.6
7/1/2021	111	ALL AREAS	99	NO ASSOCIATION	SHEET METAL APP & JRNY	FOREPERSON 0-10 YEARS	21.6
7/1/2021	111	ALL AREAS	99	NO ASSOCIATION	SHEET METAL APP & JRNY	JOURNEYPERSON 11+ YEARS	21.6
7/1/2021	111	ALL AREAS	99	NO ASSOCIATION	SHEET METAL WORKERS LU 104	JOURNEYPERSON 11+ YEARS	21.6
7/1/2021	111	ALL AREAS	81	SMACNA	RESIDENTIAL	GENERAL FOREPERSON 11+ YEARS	15.78
7/1/2021	111	ALL AREAS	81	SMACNA	RESIDENTIAL	GENERAL FOREPERSON 0-10 YEARS	15.78
7/1/2021	111	ALL AREAS	81	SMACNA	RESIDENTIAL	FOREPERSON 11+ YEARS	15.78
7/1/2021	111	ALL AREAS	81	SMACNA	RESIDENTIAL	FOREPERSON 0-10 YEARS	15.78
7/1/2021	111	ALL AREAS	81	SMACNA	RESIDENTIAL	JOURNEYPERSON 11+ YEARS	15.78
7/1/2021	111	ALL AREAS	81	SMACNA	LIGHT COMMERCIAL	GENERAL FOREPERSON 11+ YEARS	20.94
7/1/2021	111	ALL AREAS	81	SMACNA	LIGHT COMMERCIAL	GENERAL FOREPERSON 0-10 YEARS	20.94
7/1/2021	111	ALL AREAS	81	SMACNA	LIGHT COMMERCIAL	FOREPERSON 11+ YEARS	20.94
7/1/2021	111	ALL AREAS	81	SMACNA	LIGHT COMMERCIAL	FOREPERSON 0-10 YEARS	20.94
7/1/2021	111	ALL AREAS	81	SMACNA	LIGHT COMMERCIAL	JOURNEYPERSON 11+ YEARS	20.94
7/1/2020	222	SAN LEANDRO	81	SMACNA	INDUSTRIAL	INDUSTRIAL FOREPERSON	20.15
7/1/2020	111	ALL AREAS	81	SMACNA	INDUSTRIAL	RED CIRCLE FOREPERSON	21.98
7/1/2021	111	ALL AREAS	81	SMACNA	KITCHEN EQUIPMENT SHOPS (CLASSIFIED EMPL	GROUP I APPRENTICE 95%	14.44
7/1/2021	111	ALL AREAS	81	SMACNA	KITCHEN EQUIPMENT SHOPS (CLASSIFIED EMPL	GROUP I APPRENTICE 90%	14.44
7/1/2021	111	ALL AREAS	81	SMACNA	KITCHEN EQUIPMENT SHOPS (CLASSIFIED EMPL	GROUP I APPRENTICE 85%	14.44
7/1/2021	111	ALL AREAS	81	SMACNA	KITCHEN EQUIPMENT SHOPS (CLASSIFIED EMPL	GROUP I APPRENTICE 80%	14.44
7/1/2021	111	ALL AREAS	81	SMACNA	KITCHEN EQUIPMENT SHOPS (CLASSIFIED EMPL	GROUP I APPRENTICE 75%	14.44
7/1/2021	111	ALL AREAS	81	SMACNA	KITCHEN EQUIPMENT SHOPS (CLASSIFIED EMPL	GROUP I APPRENTICE 70%	14.44
7/1/2021	111	ALL AREAS	81	SMACNA	KITCHEN EQUIPMENT SHOPS (CLASSIFIED EMPL	GROUP I APPRENTICE 65%	14.44
7/1/2021	111	ALL AREAS	81	SMACNA	KITCHEN EQUIPMENT SHOPS (CLASSIFIED EMPL	GROUP I APPRENTICE 60%	14.44
7/1/2021	111	ALL AREAS	81	SMACNA	FOOD SERVICE & KITCHEN EQUIPMENT SHOPS	FOREPERSON	19.97
7/1/2021	111	ALL AREAS	81	SMACNA	K & M INSTALLATIONS	TRAINEE 4TH 6 MONTHS	10.35
7/1/2021	111	ALL AREAS	81	SMACNA	K & M INSTALLATIONS	TRAINEE 3RD 6 MONTHS	10.35
7/1/2021	111	ALL AREAS	81	SMACNA	K & M INSTALLATIONS	TRAINEE 2ND 6 MONTHS	10.35
7/1/2021	111	ALL AREAS	81	SMACNA	TOILET PARTITION	TRAINEE 4TH 6 MONTHS	13.03
7/1/2021	111	ALL AREAS	81	SMACNA	TOILET PARTITION	TRAINEE 3RD 6 MONTHS	13.03
7/1/2021	111	ALL AREAS	81	SMACNA	TOILET PARTITION	TRAINEE 2ND 6 MONTHS	13.03
7/1/2021	111	ALL AREAS	81	SMACNA	DECKING AND SIDING	APPRENTICE 85%	4.4
7/1/2021	111	ALL AREAS	81	SMACNA	DECKING AND SIDING	APPRENTICE 70%	4.4
7/1/2021	111	ALL AREAS	81	SMACNA	DECKING AND SIDING	APPRENTICE 55%	4.4
7/1/2021	111	ALL AREAS	81	SMACNA	DECKING AND SIDING	GENERAL FOREPERSON	16.92
7/1/2021	111	ALL AREAS	81	SMACNA	DECKING AND SIDING	FOREPERSON	16.92
7/1/2021	111	ALL AREAS	81	SMACNA	SERVICE TECHNICIAN	TRAINEE 4TH 6 MONTHS	3.88

7/1/2021	111	ALL AREAS	81	SMACNA	SERVICE TECHNICIAN	TRAINEE 3RD 6 MONTHS	3.88
7/1/2021	111	ALL AREAS	81	SMACNA	A/C SPECIALIST-LIGHT COMMERCIAL	4TH 6 MONTHS	1.16
7/1/2021	111	ALL AREAS	81	SMACNA	A/C SPECIALIST-LIGHT COMMERCIAL	3RD 6 MONTHS	1.16
7/1/2021	111	ALL AREAS	81	SMACNA	OWNER/MEMBER	FOREPERSON 11+ YEARS OWNER/MEMBER	21.6
7/1/2021	111	ALL AREAS	81	SMACNA	OWNER/MEMBER	FOREPERSON 0-10 YEARS OWNER/MEMBER	21.6
7/1/2021	111	ALL AREAS	81	SMACNA	OWNER/MEMBER	JOURNEYPERSON 11+ YEARS OWNER/MEMBER	21.6
7/1/2021	111	ALL AREAS	81	SMACNA	BUILDING TRADES	GENERAL FOREPERSON 11+ YEARS	21.6
7/1/2021	111	ALL AREAS	81	SMACNA	BUILDING TRADES	GENERAL FOREPERSON 0-10 YEARS	21.6
7/1/2021	111	ALL AREAS	81	SMACNA	BUILDING TRADES	FOREPERSON 11+ YEARS	21.6
7/1/2021	111	ALL AREAS	81	SMACNA	BUILDING TRADES	FOREPERSON 0-10 YEARS	21.6
7/1/2021	111	ALL AREAS	81	SMACNA	BUILDING TRADES	JOURNEYPERSON 11+ YEARS	21.6
7/1/2021	300	CASTROVILLE	83	MBA	BUILDING TRADES-MONTEREY/SAN BENITO COUN	JOURNEYPERSON 0-10 YEARS	14.02
7/1/2021	111	ALL AREAS	81	SMACNA	A/C SPECIALIST-RESIDENTIAL	2ND-4TH 6 MONTHS	1.09
7/1/2021	111	ALL AREAS	81	SMACNA	PART TIME OFFICER OF LOCAL 104	LIGHT COMMERCIAL JOURNEY/FOREPERSON	20.94
7/1/2021	111	ALL AREAS	81	SMACNA	MATERIAL EXPEDITER	MATERIAL EXPEDITER CLASSIFICATION 1 (LES	2.23
7/1/2021	111	ALL AREAS	81	SMACNA	BUILDING TRADES	JOURNEYPERSON 0-10 YEARS	21.6
7/1/2021	300	CASTROVILLE	83	MBA	MATERIAL EXPEDITER	MATERIAL EXPEDITER CLASSIFICATION 1 (LES	0.43
7/1/2021	300	CASTROVILLE	83	MBA	MATERIAL EXPEDITER	MATERIAL EXPEDITER CLASSIFICATION 2 (5 Y	0.43
7/1/2021	111	ALL AREAS	81	SMACNA	SERVICE TECHNICIAN	TRAINEE 1ST 6 MONTHS	3.88
7/1/2021	111	ALL AREAS	81	SMACNA	SERVICE TECHNICIAN	TRAINEE 2ND 6 MONTHS	3.88
8/1/2020	222	SAN LEANDRO	81	SMACNA	INDUSTRIAL	PRODUCTION WORKERS	10.22
7/1/2021	111	ALL AREAS	81	SMACNA	TOILET PARTITION	TRAINEE 1ST 6 MONTHS	13.03
7/1/2021	111	ALL AREAS	81	SMACNA	LIGHT COMMERCIAL	SERVICE TECHNICIAN	8.09
7/1/2021	111	ALL AREAS	81	SMACNA	LIGHT COMMERCIAL	SERVICE TECH ADVANCED 6 MOS	8.09
7/1/2021	111	ALL AREAS	81	SMACNA	LIGHT COMMERCIAL	SERVICE TECH ADVANCED 12 MOS	8.09
7/1/2021	111	ALL AREAS	81	SMACNA	LIGHT COMMERCIAL	KEY SERVICE EMPLOYEE	14.25
7/1/2021	111	ALL AREAS	81	SMACNA	TOILET PARTITION	JOURNEYPERSON	17.85
7/1/2021	111	ALL AREAS	81	SMACNA	LIGHT COMMERCIAL	JOURNEYPERSON 0-10 YEARS	20.94
7/1/2021	111	ALL AREAS	81	SMACNA	RESIDENTIAL	JOURNEYPERSON 0-10 YEARS	15.78
7/1/2021	300	CASTROVILLE	83	MBA	BUILDING TRADES-MONTEREY/SAN BENITO COUN	APPRENTICE 75%	10.52
7/1/2021	300	CASTROVILLE	83	MBA	BUILDING TRADES-SANTA CRUZ COUNTY	JOURNEYPERSON 0-10 YEARS OWNER/MEMBER	13.54
7/1/2021	300	CASTROVILLE	83	MBA	BUILDING TRADES-MONTEREY/SAN BENITO COUN	JOURNEYPERSON 0-10 YEARS OWNER/MEMBER	14.02
7/1/2021	111	ALL AREAS	81	SMACNA	BUILDING TRADES	APPRENTICE 40%	8.64
7/1/2021	300	CASTROVILLE	83	MBA	BUILDING TRADES-SANTA CRUZ COUNTY	JOURNEYPERSON 0-10 YEARS	13.54
7/1/2021	300	CASTROVILLE	83	MBA	BUILDING TRADES-SANTA CRUZ COUNTY	APPRENTICE 65%	8.8
7/1/2021	111	ALL AREAS	82	SCVCA	BUILDING TRADES	JOURNEYPERSON 0-10 YEARS	21.6
7/1/2021	300	CASTROVILLE	83	MBA	BUILDING TRADES-SANTA CRUZ COUNTY	APPRENTICE 75%	10.16
7/1/2021	300	CASTROVILLE	83	MBA	BUILDING TRADES-SANTA CRUZ COUNTY	APPRENTICE 70%	9.48
7/1/2021	300	CASTROVILLE	83	MBA	BUILDING TRADES-SANTA CRUZ COUNTY	APPRENTICE 80%	10.83
7/1/2021	300	CASTROVILLE	83	MBA	BUILDING TRADES-SANTA CRUZ COUNTY	APPRENTICE 85%	11.51
7/1/2021	300	CASTROVILLE	83	MBA	BUILDING TRADES-MONTEREY/SAN BENITO COUN	APPRENTICE 55%	7.71
7/1/2021	300	CASTROVILLE	83	MBA	BUILDING TRADES-MONTEREY/SAN BENITO COUN	APPRENTICE 60%	8.41
7/1/2021	300	CASTROVILLE	83	MBA	BUILDING TRADES-MONTEREY/SAN BENITO COUN	APPRENTICE 65%	9.11
7/1/2021	300	CASTROVILLE	83	MBA	BUILDING TRADES-MONTEREY/SAN BENITO COUN	APPRENTICE 70%	9.81
7/1/2021	300	CASTROVILLE	83	MBA	BUILDING TRADES-MONTEREY/SAN BENITO COUN	APPRENTICE 80%	11.22
7/1/2021	300	CASTROVILLE	83	MBA	BUILDING TRADES-MONTEREY/SAN BENITO COUN	APPRENTICE 85%	11.92
7/1/2021	300	CASTROVILLE	83	MBA	SHEET METAL SPEC. A	JOURNEYPERSON	4.94
7/1/2021	111	ALL AREAS	82	SCVCA	BUILDING TRADES	APPRENTICE 40%	8.64
7/1/2021	111	ALL AREAS	82	SCVCA	A/C SPECIALIST	A/C SPECIALIST	3.41
7/1/2021	111	ALL AREAS	99	NO ASSOCIATION	SHEET METAL WORKERS LU 104	GENERAL FOREPERSON 11+ YEARS	21.6
7/1/2021	111	ALL AREAS	99	NO ASSOCIATION	SCHAFER'S SHEET METAL & MANUFACTURING, I	INDUSTRIAL CLASSIFIED GROUP 2	4.17
7/1/2021	111	ALL AREAS	82	SCVCA	LIGHT COMMERCIAL	JOURNEYPERSON 0-10 YEARS	20.94
7/1/2021	111	ALL AREAS	82	SCVCA	OWNER/MEMBER	JOURNEYPERSON 0-10 YEARS OWNER/MEMBER	21.6
7/1/2021	111	ALL AREAS	81	SMACNA	DECKING AND SIDING	JOURNEYPERSON	16.92
7/1/2021	111	ALL AREAS	81	SMACNA	K & M INSTALLATIONS	TRAINEE 1ST 6 MONTHS	10.35
7/1/2021	111	ALL AREAS	81	SMACNA	LIGHT COMMERCIAL	A/C SPECIALIST	3.41
7/1/2021	111	ALL AREAS	81	SMACNA	OWNER/MEMBER	JOURNEYPERSON 0-10 YEARS OWNER/MEMBER	21.6
7/1/2021	111	ALL AREAS	81	SMACNA	LIGHT COMMERCIAL	JOURNEYPERSON 0-10 YEARS OWNER/MEMBER	20.94
7/1/2021	111	ALL AREAS	81	SMACNA	RESIDENTIAL	JOURNEYPERSON 0-10 YEARS OWNER/MEMBER	15.78
7/1/2021	333	SAN MATEO	81	SMACNA	K & M INSTALLATIONS	JOURNEYPERSON OWNER MEMBER	10.35
7/1/2020	111	ALL AREAS	81	SMACNA	INDUSTRIAL	RED CIRCLE JOURNEYPERSON	21.98
7/1/2020	222	SAN LEANDRO	81	SMACNA	INDUSTRIAL	INDUSTRIAL JOURNEYPERSON	20.15
7/1/2021	111	ALL AREAS	82	SCVCA	MATERIAL EXPEDITER	MATERIAL EXPEDITER CLASSIFICATION 1 (LES	2.23
7/1/2021	111	ALL AREAS	81	SMACNA	KITCHEN EQUIPMENT SHOPS (CLASSIFIED EMPL	GROUP I JOURNEYPERSON	15.14
7/1/2021	111	ALL AREAS	81	SMACNA	FOOD SERVICE & KITCHEN EQUIPMENT SHOPS	JOURNEYPERSON	19.97
7/1/2021	111	ALL AREAS	99	NO ASSOCIATION	SHEET METAL WORKERS LU 104	JOURNEYPERSON 11+ YEARS	21.6
7/1/2021	111	ALL AREAS	81	SMACNA	KITCHEN EQUIPMENT SHOPS (CLASSIFIED EMPL	GROUP II APPRENTICE 70% 3-5 MONTHS	1.29
7/1/2021	111	ALL AREAS	81	SMACNA	KITCHEN EQUIPMENT SHOPS (CLASSIFIED EMPL	GROUP II JOURNEYPERSON	3.32
7/1/2021	111	ALL AREAS	81	SMACNA	KITCHEN EQUIPMENT SHOPS (CLASSIFIED EMPL	GROUP III APPRENTICE 97% 2ND 3 MONTHS	0.42
7/1/2021	300	CASTROVILLE	83	MBA	BUILDING TRADES-SANTA CRUZ COUNTY	APPRENTICE 60%	8.12
7/1/2021	300	CASTROVILLE	99	NO ASSOCIATION	LARGE'S METAL FABRICATION, INC.	JOURNEYPERSON	17.8
7/1/2021	300	CASTROVILLE	99	NO ASSOCIATION	LARGE'S METAL FABRICATION, INC.	2ND YEAR APPRENTICE - 50% AFTER 18 MONTH	5.79

7/1/2021	111	ALL AREAS	99	NO ASSOCIATION	SHEET METAL APP & JRNY	JOURNEYPERSON 0-10 YEARS	21.6
7/1/2020	222	SAN LEANDRO	99	NO ASSOCIATION	SMW FEDERAL CREDIT UNION	RELATED GROUP	7.7
7/1/2021	111	ALL AREAS	99	NO ASSOCIATION	SHEET METAL WORKERS LU 104	JOURNEYPERSON 0-10 YEARS	21.6
7/1/2021	111	ALL AREAS	99	NO ASSOCIATION	PROD. WORKERS - ACOSTA SHEET METAL MANUF	MATERIAL HELPER 12 MONTHS - 24 MONTHS	2.99
7/1/2021	111	ALL AREAS	99	NO ASSOCIATION	PROD. WORKERS - ACOSTA SHEET METAL MANUF	MATERIAL HANDLER/HELPER - SUBSCRIPTION A	2.99
7/1/2020	222	SAN LEANDRO	81	SMACNA	INDUSTRIAL	INDUSTRIAL JOURNEYPERSON OWNER MEMBER	20.15
7/1/2021	111	ALL AREAS	81	SMACNA	A/C SPECIALIST-LIGHT COMMERCIAL	2ND 6 MONTHS	1.16
7/1/2021	300	CASTROVILLE	99	NO ASSOCIATION	LARGE'S METAL FABRICATION, INC.	3RD YEAR APPRENTICE - 55% AFTER 24 MONTH	6.59
7/1/2021	111	ALL AREAS	99	NO ASSOCIATION	SHEET METAL WORKERS LU 104	JOURNEYPERSON 0-10 YEARS	22.62
7/1/2021	111	ALL AREAS	99	NO ASSOCIATION	SHEET METAL WORKERS LU 104	JOURNEYPERSON 0-10 YEARS	21.6
7/1/2021	111	ALL AREAS	99	NO ASSOCIATION	SHEET METAL WORKERS LU 104	JOURNEYPERSON 0-10 YEARS	22.62
7/1/2021	300	CASTROVILLE	83	MBA	BUILDING TRADES-MONTEREY/SAN BENITO COUN	APPRENTICE 50%	7.01
7/1/2021	300	CASTROVILLE	83	MBA	BUILDING TRADES-SANTA CRUZ COUNTY	APPRENTICE 50%	6.77
7/1/2021	300	CASTROVILLE	83	MBA	BUILDING TRADES-SANTA CRUZ COUNTY	APPRENTICE 55%	7.45
7/1/2021	300	CASTROVILLE	99	NO ASSOCIATION	LARGE'S METAL FABRICATION, INC.	2ND YEAR APPRENTICE - 45% AFTER 12 MONTH	4.86
7/1/2021	300	CASTROVILLE	99	NO ASSOCIATION	LARGE'S METAL FABRICATION, INC.	3RD YEAR APPRENTICE - 60% AFTER 30 MONTH	7.42
7/1/2021	300	CASTROVILLE	99	NO ASSOCIATION	LARGE'S METAL FABRICATION, INC.	4TH YEAR APPRENTICE - 65% AFTER 36 MONTH	8.4
7/1/2021	300	CASTROVILLE	99	NO ASSOCIATION	LARGE'S METAL FABRICATION, INC.	4TH YEAR APPRENTICE - 70 AFTER 42 MONTHS	9.29
7/1/2021	300	CASTROVILLE	99	NO ASSOCIATION	LARGE'S METAL FABRICATION, INC.	5TH YEAR APPRENTICE - 80%	10.59
7/1/2021	300	CASTROVILLE	99	NO ASSOCIATION	LARGE'S METAL FABRICATION, INC.	FABRICATOR	17.41
7/1/2021	111	ALL AREAS	81	SMACNA	FOOD SERVICE & KITCHEN EQUIPMENT SHOPS	JOURNEYPERSON 0-10 YEARS OWNER/MEMBER	19.97
7/1/2021	111	ALL AREAS	82	SCVCA	A/C SPECIALIST	TRAINEE 2ND - 4TH 6 MONTHS	1.16
7/1/2021	111	ALL AREAS	82	SCVCA	RESIDENTIAL	JOURNEYPERSON 0-10 YEARS	15.78
7/1/2021	111	ALL AREAS	82	SCVCA	RESIDENTIAL	JOURNEYPERSON 0-10 YEARS OWNER/MEMBER	15.78
7/1/2021	111	ALL AREAS	82	SCVCA	RESIDENTIAL	SERVICE TECHNICIAN	7.68
7/1/2021	111	ALL AREAS	82	SCVCA	SERVICE TECHNICIAN	SERVICE TECH ADVANCED	7.68
7/1/2021	111	ALL AREAS	82	SCVCA	RESIDENTIAL	SERVICE TECH APPRENTICE 1ST 6 MONTHS	3.69
7/1/2021	111	ALL AREAS	82	SCVCA	RESIDENTIAL	SERVICE TECH APPRENTICE 2ND 6 MONTHS	3.69
7/1/2021	111	ALL AREAS	82	SCVCA	RESIDENTIAL	SERVICE TECH APPRENTICE 3RD 6 MONTHS	3.69
7/1/2021	111	ALL AREAS	82	SCVCA	RESIDENTIAL	SERVICE TECH APPRENTICE 4TH 6 MONTHS	3.69
7/1/2021	111	ALL AREAS	81	SMACNA	TOILET PARTITION	JOURNEYPERSON 0-10 YEARS OWNER/MEMBER	17.85
7/1/2021	111	ALL AREAS	81	SMACNA	DECKING AND SIDING	APPRENTICE 40%	4.4
7/1/2021	111	ALL AREAS	81	SMACNA	KITCHEN EQUIPMENT SHOPS (CLASSIFIED EMPL	GROUP III JOURNEYPERSON	0.82
7/1/2021	111	ALL AREAS	81	SMACNA	KITCHEN EQUIPMENT SHOPS (CLASSIFIED EMPL	GROUP IV APPRENTICE 90% 3-5 MONTHS	0.62
7/1/2021	111	ALL AREAS	81	SMACNA	KITCHEN EQUIPMENT SHOPS (CLASSIFIED EMPL	GROUP IV JOURNEYPERSON	0.62
7/1/2021	111	ALL AREAS	81	SMACNA	A/C SPECIALIST-LIGHT COMMERCIAL	A/C JOURNEYPERSON	8.82
7/1/2021	111	ALL AREAS	10	DEPENDABLE SHEET META	BLD TRADES/LGHT COMMER/RESIDENTIAL	APPRENTICE 40%	8.64
7/1/2021	111	ALL AREAS	10	DEPENDABLE SHEET META	LIGHT COMMERCIAL	JOURNEYPERSON 0-10 YEARS	20.94
7/1/2021	111	ALL AREAS	10	DEPENDABLE SHEET META	RESIDENTIAL	JOURNEYPERSON 0-10 YEARS	15.78
7/1/2021	111	ALL AREAS	10	DEPENDABLE SHEET META	RESIDENTIAL	MATERIAL EXPEDITER	0.99
7/1/2021	111	ALL AREAS	10	DEPENDABLE SHEET META	RESIDENTIAL	SERVICE TECHNICIAN	6.51
7/1/2021	111	ALL AREAS	10	DEPENDABLE SHEET META	SERVICE TECHNICIAN	TRAINEE 1ST 6 MONTHS	3.65
7/1/2021	111	ALL AREAS	10	DEPENDABLE SHEET META	SERVICE TECHNICIAN	TRAINEE 2ND 6 MONTHS	5.53
7/1/2021	111	ALL AREAS	10	DEPENDABLE SHEET META	SERVICE TECHNICIAN	TRAINEE 3RD 6 MONTHS	5.86
7/1/2021	111	ALL AREAS	10	DEPENDABLE SHEET META	SERVICE TECHNICIAN	TRAINEE 4TH 6 MONTHS	6.18
7/1/2021	111	ALL AREAS	10	DEPENDABLE SHEET META	A/C SPECIALIST	AC PRO	8.4
7/1/2021	111	ALL AREAS	10	DEPENDABLE SHEET META	RESIDENTIAL	A/C SPECIALIST	1.87
7/1/2021	111	ALL AREAS	10	DEPENDABLE SHEET META	A/C SPECIALIST	1ST 6 MONTHS	1.2
7/1/2021	111	ALL AREAS	10	DEPENDABLE SHEET META	A/C SPECIALIST	2ND 6 MONTHS	1.2
7/1/2021	111	ALL AREAS	10	DEPENDABLE SHEET META	A/C SPECIALIST	3RD 6 MONTHS	1.2
7/1/2021	111	ALL AREAS	10	DEPENDABLE SHEET META	A/C SPECIALIST	4TH 6 MONTHS	1.2
7/1/2021	111	ALL AREAS	81	SMACNA	LIGHT COMMERCIAL	SERVICE MECHANIC	12.68
7/1/2021	111	ALL AREAS	82	SCVCA	A/C SPECIALIST	JOURNEYPERSON	8.82
7/1/2021	111	ALL AREAS	82	SCVCA	PART TIME OFFICER OF LOCAL 104	JOURNEYPERSON 0-10 YEARS	21.6
7/1/2021	111	ALL AREAS	81	SMACNA	PART TIME OFFICER OF LOCAL 104	JOURNEYPERSON 0-10 YEARS	21.6
7/1/2021	111	ALL AREAS	82	SCVCA	MATERIAL EXPEDITER	MATERIAL EXPEDITER CLASSIFICATION 2 (5 Y	2.65
7/1/2021	111	ALL AREAS	81	SMACNA	MATERIAL EXPEDITER	MATERIAL EXPEDITER CLASSIFICATION 2 (5 Y	2.65
7/1/2021	111	ALL AREAS	81	SMACNA	LIGHT COMMERCIAL	SERVICE MECHANIC OWNER/MEMBER	12.68
7/1/2021	111	ALL AREAS	82	SCVCA	PART TIME OFFICER OF LOCAL 104	FOREPERSON 11+ YEARS	21.6
7/1/2021	111	ALL AREAS	82	SCVCA	RESIDENTIAL	SERVICE MECHANIC	12.26
7/1/2021	111	ALL AREAS	81	SMACNA	A/C SPECIALIST-RESIDENTIAL	JOURNEYPERSON	8.4
7/1/2021	111	ALL AREAS	81	SMACNA	RESIDENTIAL	A/C SPECIALIST	3.2
7/1/2021	111	ALL AREAS	81	SMACNA	LIGHT COMMERCIAL	A/C SPECIALIST OWNER/MEMBER	3.41
7/1/2021	111	ALL AREAS	10	DEPENDABLE SHEET META	RESIDENTIAL	UTILITY WORKER	3.74
7/1/2021	111	ALL AREAS	81	SMACNA	RESIDENTIAL	UTILITY WORKER	3.74
7/1/2021	111	ALL AREAS	81	SMACNA	OWNER/MEMBER	A/C SPECIALIST	3.2
7/1/2021	111	ALL AREAS	10	DEPENDABLE SHEET META	LIGHT COMMERCIAL	SERVICE MECHANIC	12.68
7/1/2021	111	ALL AREAS	81	SMACNA	RESIDENTIAL	SERVICE TECHNICIAN	7.68
7/1/2021	111	ALL AREAS	81	SMACNA	RESIDENTIAL	MATERIAL EXPEDITER CLASSIFICATION 1 (LES	2.13
7/1/2021	111	ALL AREAS	81	SMACNA	RESIDENTIAL	SERVICE MECHANIC	12.26
7/1/2021	111	ALL AREAS	81	SMACNA	RESIDENTIAL	KEY SERVICE EMPLOYEE	13.54
7/1/2021	111	ALL AREAS	81	SMACNA	RESIDENTIAL	SERVICE TECH ADVANCED 12 MOS	7.68

7/1/2021	111	ALL AREAS	81	SMACNA	RESIDENTIAL	SERVICE TECH ADVANCED 6 MOS	7.68
7/1/2021	111	ALL AREAS	81	SMACNA	K & M INSTALLATIONS	JOURNEYPERSON	10.35
7/1/2021	111	ALL AREAS	82	SCVCA	LIGHT COMMERCIAL	SERVICE MECHANIC	12.68
7/1/2021	111	ALL AREAS	82	SCVCA	LIGHT COMMERCIAL	SERVICE TECHNICIAN	8.09
7/1/2021	111	ALL AREAS	82	SCVCA	SERVICE TECHNICIAN	TRAINEE 1ST 6 MONTHS	3.88
7/1/2021	111	ALL AREAS	82	SCVCA	SERVICE TECHNICIAN	TRAINEE 2ND 6 MONTHS	3.88
7/1/2021	111	ALL AREAS	82	SCVCA	SERVICE TECHNICIAN	TRAINEE 3RD 6 MONTHS	3.88
7/1/2021	111	ALL AREAS	82	SCVCA	SERVICE TECHNICIAN	TRAINEE 4TH 6 MONTHS	3.88
7/1/2021	111	ALL AREAS	81	SMACNA	KITCHEN EQUIPMENT SHOPS (CLASSIFIED EMPL	GROUP II APPRENTICE 80% 6-8 MONTHS	1.29
7/1/2021	111	ALL AREAS	81	SMACNA	KITCHEN EQUIPMENT SHOPS (CLASSIFIED EMPL	GROUP II APPRENTICE 90% 9-12 MONTHS	1.29
7/1/2021	111	ALL AREAS	81	SMACNA	FOOD SERVICE & KITCHEN EQUIPMENT SHOPS	GROUP IV APPRENTICE 92% 6-8 MONTHS	0.62
7/1/2021	111	ALL AREAS	81	SMACNA	FOOD SERVICE & KITCHEN EQUIPMENT SHOPS	GROUP IV APPRENTICE 96% 9-12 MONTHS	0.62
7/1/2021	111	ALL AREAS	81	SMACNA	BUILDING TRADES	APPRENTICE 60%	8.64
7/1/2021	111	ALL AREAS	81	SMACNA	BUILDING TRADES	APPRENTICE 65%	8.64
7/1/2021	111	ALL AREAS	81	SMACNA	BUILDING TRADES	APPRENTICE 70%	8.64
7/1/2021	111	ALL AREAS	81	SMACNA	BUILDING TRADES	APPRENTICE 75%	8.64
7/1/2021	111	ALL AREAS	81	SMACNA	BUILDING TRADES	APPRENTICE 80%	8.64
7/1/2021	111	ALL AREAS	10	DEPENDABLE SHEET META	RESIDENTIAL	JOURNEYPERSON 11+ YEARS	15.78
7/1/2021	111	ALL AREAS	10	DEPENDABLE SHEET META	BLD TRADES/LGHT COMMER/RESIDENTIAL	APPRENTICE 45%	8.64
7/1/2021	111	ALL AREAS	10	DEPENDABLE SHEET META	BLD TRADES/LGHT COMMER/RESIDENTIAL	APPRENTICE 50%	8.64
7/1/2021	111	ALL AREAS	10	DEPENDABLE SHEET META	BLD TRADES/LGHT COMMER/RESIDENTIAL	APPRENTICE 55%	8.64
7/1/2021	111	ALL AREAS	10	DEPENDABLE SHEET META	BLD TRADES/LGHT COMMER/RESIDENTIAL	APPRENTICE 60%	8.64
7/1/2021	111	ALL AREAS	10	DEPENDABLE SHEET META	BLD TRADES/LGHT COMMER/RESIDENTIAL	APPRENTICE 65%	8.64
7/1/2021	111	ALL AREAS	10	DEPENDABLE SHEET META	BLD TRADES/LGHT COMMER/RESIDENTIAL	APPRENTICE 70%	8.64
7/1/2021	111	ALL AREAS	10	DEPENDABLE SHEET META	BLD TRADES/LGHT COMMER/RESIDENTIAL	APPRENTICE 75%	8.64
7/1/2021	111	ALL AREAS	10	DEPENDABLE SHEET META	BLD TRADES/LGHT COMMER/RESIDENTIAL	APPRENTICE 80%	8.64
7/1/2021	111	ALL AREAS	10	DEPENDABLE SHEET META	RESIDENTIAL	FOREPERSON 0-10 YEARS	15.78
7/1/2021	111	ALL AREAS	10	DEPENDABLE SHEET META	RESIDENTIAL	FOREPERSON 11+ YEARS	15.78
7/1/2021	111	ALL AREAS	10	DEPENDABLE SHEET META	RESIDENTIAL	GENERAL FOREPERSON 0-10 YEARS	15.78
7/1/2021	111	ALL AREAS	10	DEPENDABLE SHEET META	RESIDENTIAL	GENERAL FOREPERSON 11+ YEARS	15.78
7/1/2021	111	ALL AREAS	10	DEPENDABLE SHEET META	LIGHT COMMERCIAL	JOURNEYPERSON 11+ YEARS	20.94
7/1/2021	111	ALL AREAS	81	SMACNA	BUILDING TRADES	APPRENTICE 55%	8.64
7/1/2021	111	ALL AREAS	81	SMACNA	BUILDING TRADES	APPRENTICE 45%	8.64
7/1/2021	111	ALL AREAS	81	SMACNA	BUILDING TRADES	APPRENTICE 75%	8.64
7/1/2021	111	ALL AREAS	81	SMACNA	BUILDING TRADES	APPRENTICE 50%	8.64
7/1/2021	111	ALL AREAS	81	SMACNA	BUILDING TRADES	APPRENTICE 60%	8.64
7/1/2021	300	CASTROVILLE	83	MBA	BUILDING TRADES-MONTEREY/SAN BENITO COUN	APPRENTICE 55%	7.71
7/1/2021	111	ALL AREAS	81	SMACNA	BUILDING TRADES	APPRENTICE 50%	8.64
7/1/2021	111	ALL AREAS	81	SMACNA	BUILDING TRADES	APPRENTICE 55%	8.64
7/1/2021	111	ALL AREAS	81	SMACNA	BUILDING TRADES	APPRENTICE 75%	8.64
7/1/2021	111	ALL AREAS	81	SMACNA	BUILDING TRADES	APPRENTICE 80%	8.64
7/1/2020	111	ALL AREAS	81	SMACNA	BUILDING TRADES	JOURNEYPERSON 11+ YEARS	20.6
7/1/2020	111	ALL AREAS	81	SMACNA	BUILDING TRADES	JOURNEYPERSON 0-10 YEARS	20.6
7/1/2020	111	ALL AREAS	81	SMACNA	BUILDING TRADES	APPRENTICE 45%	7.21
7/1/2021	111	ALL AREAS	81	SMACNA	BUILDING TRADES	APPRENTICE 50%	8.64
7/1/2021	111	ALL AREAS	81	SMACNA	BUILDING TRADES	APPRENTICE 65%	8.64
7/1/2021	111	ALL AREAS	81	SMACNA	BUILDING TRADES	APPRENTICE 80%	8.64
7/1/2021	111	ALL AREAS	81	SMACNA	BUILDING TRADES	JOURNEYPERSON 11+ YEARS	21.6
7/1/2021	111	ALL AREAS	81	SMACNA	BUILDING TRADES	JOURNEYPERSON 0-10 YEARS	21.6
7/1/2019	111	ALL AREAS	81	SMACNA	BUILDING TRADES	FOREPERSON 0-10 YEARS	20.6
8/1/2017	111	ALL AREAS	81	SMACNA	BUILDING TRADES	APPRENTICE 60%	4.06
7/1/2021	111	ALL AREAS	81	SMACNA	BUILDING TRADES	JOURNEYPERSON 11+ YEARS	21.6
7/1/2021	111	ALL AREAS	81	SMACNA	BUILDING TRADES	JOURNEYPERSON 0-10 YEARS	21.6
7/1/2020	111	ALL AREAS	81	SMACNA	BUILDING TRADES	JOURNEYPERSON 0-10 YEARS	20.6
7/1/2018	111	ALL AREAS	81	SMACNA	BUILDING TRADES	APPRENTICE 40%	5.03
5/1/2017	300	CASTROVILLE	83	MBA	BUILDING TRADES-MONTEREY/SAN BENITO COUN	APPRENTICE 55%	7.02
1/1/2017	300	CASTROVILLE	83	MBA	BUILDING TRADES-SANTA CRUZ COUNTY	APPRENTICE 80%	9.53
7/1/2021	283	STOCKTON	81	SMACNA	BUILDING TRADES	APPRENTICE 1ST @ 45%	8.23
7/1/2020	444	FRESNO	81	SMACNA	BUILDING TRADES	APPRENTICE 2ND @ 45%	5.09
7/1/2020	162S	SACRAMENTO	81	SMACNA	BUILDING TRADES	APPRENTICE 1ST @ 40%	14.76
7/1/2018	555	MODESTO	81	SMACNA	BUILDING TRADES	APPRENTICE 1ST @ 40%	6.1
1/1/2007	444	FRESNO	81	SMACNA	BUILDING TRADES	APPRENTICE 2ND @ 45%	1.28
7/1/2021	283	STOCKTON	81	SMACNA	BUILDING TRADES	APPRENTICE 2ND @ 50%	8.23
7/1/2020	162S	SACRAMENTO	81	SMACNA	BUILDING TRADES	APPRENTICE 2ND @ 45%	14.76
7/1/2020	162R	REDDING	81	SMACNA	BUILDING TRADES	APPRENTICE 2ND @ 45%	13.1
7/1/2014	162S	SACRAMENTO	81	SMACNA	BUILDING TRADES	APPRENTICE 2ND @ 50%	12.62
1/1/2007	444	FRESNO	81	SMACNA	BUILDING TRADES	APPRENTICE 3RD @ 50%	1.35
7/1/2021	162S	SACRAMENTO	81	SMACNA	BUILDING TRADES	APPRENTICE 3RD @ 50%	15.48
1/1/2007	555	MODESTO	81	SMACNA	BUILDING TRADES	APPRENTICE 3RD @ 50%	0.99
7/1/2021	162R	REDDING	81	SMACNA	BUILDING TRADES	APPRENTICE 3RD @ 50%	13.74
7/1/2014	444	FRESNO	81	SMACNA	BUILDING TRADES	APPRENTICE 3	4.43
7/1/2021	283	STOCKTON	81	SMACNA	BUILDING TRADES	APPRENTICE 3RD @ 55%	8.23

1/1/2007	444	FRESNO	81	SMACNA	BUILDING TRADES	APPRENTICE 4TH @ 55%	1.37
7/1/2021	283	STOCKTON	81	SMACNA	BUILDING TRADES	APPRENTICE 4TH @ 60%	8.23
7/1/2021	162S	SACRAMENTO	81	SMACNA	BUILDING TRADES	APPRENTICE 4TH @ 55%	15.48
7/1/2014	162S	SACRAMENTO	81	SMACNA	BUILDING TRADES	APPRENTICE 4TH @ 60%	12.62
1/1/2012	444	FRESNO	81	SMACNA	BUILDING TRADES	APPRENTICE 4	3.57
1/1/2007	555	MODESTO	81	SMACNA	BUILDING TRADES	APPRENTICE 4TH @ 55%	1.64
1/1/2007	444	FRESNO	81	SMACNA	BUILDING TRADES	APPRENTICE 4TH @ 60%	1.37
1/1/2007	444	FRESNO	81	SMACNA	BUILDING TRADES	APPRENTICE 5TH @ 60%	1.45
7/1/2021	162S	SACRAMENTO	81	SMACNA	BUILDING TRADES	APPRENTICE 5TH @ 60%	15.48
7/1/2014	162S	SACRAMENTO	81	SMACNA	BUILDING TRADES	APPRENTICE 5TH @ 65%	12.62
7/1/2014	283	STOCKTON	81	SMACNA	BUILDING TRADES	APPRENTICE 5TH @ 65%	8.41
1/1/2007	444	FRESNO	81	SMACNA	BUILDING TRADES	APPRENTICE 6TH @ 65%	1.52
7/1/2021	283	STOCKTON	81	SMACNA	BUILDING TRADES	APPRENTICE 6TH @ 70%	8.23
7/1/2021	162S	SACRAMENTO	81	SMACNA	BUILDING TRADES	APPRENTICE 6TH @ 65%	15.48
1/1/2007	555	MODESTO	81	SMACNA	BUILDING TRADES	APPRENTICE 6TH @ 65%	2.91
7/1/2014	162S	SACRAMENTO	81	SMACNA	BUILDING TRADES	APPRENTICE 6TH @ 70%	12.62
7/1/2014	283	STOCKTON	81	SMACNA	BUILDING TRADES	APPRENTICE 6TH @ 70%	8.41
7/1/2021	162S	SACRAMENTO	81	SMACNA	BUILDING TRADES	APPRENTICE 7TH @ 70%	15.48
1/1/2007	444	FRESNO	81	SMACNA	BUILDING TRADES	APPRENTICE 7TH @ 70%	1.6
7/1/2021	283	STOCKTON	81	SMACNA	BUILDING TRADES	APPRENTICE 7TH @ 75%	8.23
7/1/2014	162S	SACRAMENTO	81	SMACNA	BUILDING TRADES	APPRENTICE 7TH @ 75%	12.62
1/1/2007	444	FRESNO	81	SMACNA	BUILDING TRADES	APPRENTICE 8TH @ 75%	1.67
7/1/2021	283	STOCKTON	81	SMACNA	BUILDING TRADES	APPRENTICE 8TH @ 80%	8.23
7/1/2021	162S	SACRAMENTO	81	SMACNA	BUILDING TRADES	APPRENTICE 8TH @ 75%	15.48
1/1/2007	555	MODESTO	81	SMACNA	BUILDING TRADES	APPRENTICE 8TH @ 75%	4.18
1/1/2007	444	FRESNO	81	SMACNA	BUILDING TRADES	APPRENTICE 8TH @ 80%	1.67
7/1/2014	283	STOCKTON	81	SMACNA	BUILDING TRADES	APPRENTICE 8TH @ 80%	8.41
7/1/2014	162S	SACRAMENTO	81	SMACNA	BUILDING TRADES	APPRENTICE 8TH @ 80%	12.62
1/1/2007	555	MODESTO	81	SMACNA	BUILDING TRADES	APPRENTICE 8TH @ 80%	4.18
1/1/2007	444	FRESNO	81	SMACNA	BUILDING TRADES	APPRENTICE 9TH @ 80%	1.75
7/1/2021	162S	SACRAMENTO	81	SMACNA	BUILDING TRADES	APPRENTICE 9TH @ 80%	15.48
7/1/2021	283	STOCKTON	81	SMACNA	BUILDING TRADES	APPRENTICE 9TH @ 85%	8.23
7/1/2014	162S	SACRAMENTO	81	SMACNA	BUILDING TRADES	APPRENTICE 9TH @ 85%	12.62
7/1/2014	283	STOCKTON	81	SMACNA	BUILDING TRADES	APPRENTICE 9TH @ 85%	8.41
1/1/2007	444	FRESNO	81	SMACNA	BUILDING TRADES	APPRENTICE 9TH @ 85%	1.75
1/1/2007	444	FRESNO	81	SMACNA	BUILDING TRADES	APPRENTICE 10TH @ 85%	1.78
7/1/2021	162S	SACRAMENTO	81	SMACNA	BUILDING TRADES	APPRENTICE 10TH @ 85%	15.48
7/1/2021	283	STOCKTON	81	SMACNA	BUILDING TRADES	APPRENTICE 10TH @ 90%	8.23
7/1/2021	162R	REDDING	81	SMACNA	BUILDING TRADES	APPRENTICE 10TH @ 85%	13.74
7/1/2014	162S	SACRAMENTO	81	SMACNA	BUILDING TRADES	APPRENTICE 10TH 3	12.62
7/1/2014	283	STOCKTON	81	SMACNA	BUILDING TRADES	APPRENTICE 10TH 3	8.41
1/1/2008	283	STOCKTON	99	NO ASSOCIATION	E-Z VENT SHEET METAL PRODUCTS - CLASSIFI	LEVEL 4-1 @ 80%	0.95
1/1/2008	283	STOCKTON	99	NO ASSOCIATION	E-Z VENT SHEET METAL PRODUCTS - CLASSIFI	LEVEL 4-2 @ 85%	1
7/1/2021	162S	SACRAMENTO	81	SMACNA	OWNER/MEMBER	JOURNEYPERSON OWNER MEMBER	18.42
7/1/2021	162S	SACRAMENTO	81	SMACNA	BUILDING TRADES	JOURNEYPERSON	18.42
7/1/2021	444	FRESNO	81	SMACNA	BUILDING TRADES	JOURNEYPERSON	18.64
1/1/2007	162S	SACRAMENTO	81	SMACNA	BUILDING TRADES	FOREPERSON 16% 5	5.16
7/1/2021	283	STOCKTON	81	SMACNA	BUILDING TRADES	JOURNEYPERSON	16.46
7/1/2021	555	MODESTO	81	SMACNA	BUILDING TRADES	JOURNEYPERSON	19.55
7/1/2021	162R	REDDING	81	SMACNA	BUILDING TRADES	JOURNEYPERSON	16.42
1/1/2008	283	STOCKTON	99	NO ASSOCIATION	E-Z VENT SHEET METAL PRODUCTS	JOURNEYPERSON	4.04
7/1/2014	162S	SACRAMENTO	81	SMACNA	BUILDING TRADES	GENERAL FOREMAN @ 17%	15.09
7/1/2014	444	FRESNO	81	SMACNA	BUILDING TRADES	GENERAL FOREMAN @ 17%	15.29
7/1/2014	283	STOCKTON	81	SMACNA	BUILDING TRADES	GENERAL FOREMAN @ 17%	13.32
1/1/2007	162S	SACRAMENTO	81	SMACNA	BUILDING TRADES	FOREMAN @ 18%	5.16
7/1/2014	555	MODESTO	81	SMACNA	BUILDING TRADES	GENERAL FOREMAN @ 17%	16.11
1/1/2007	162R	REDDING	81	SMACNA	BUILDING TRADES	FOREMAN @ 18%	5.16
7/1/2014	162S	SACRAMENTO	81	SMACNA	BUILDING TRADES	JOURNEYMAN/FOREMAN/GEN. FOREMAN 4	15.09
7/1/2014	444	FRESNO	81	SMACNA	BUILDING TRADES	JOURNEYMAN/FOREMAN/GEN. FOREMAN 4	15.29
7/1/2014	283	STOCKTON	81	SMACNA	BUILDING TRADES	JOURNEYMAN/FOREMAN/GEN. FOREMAN 4	13.32
1/1/2007	162S	SACRAMENTO	81	SMACNA	BUILDING TRADES	FOREMAN @ 15%	5.16
7/1/2014	555	MODESTO	81	SMACNA	BUILDING TRADES	JOURNEYMAN/FOREMAN/GEN. FOREMAN 4	16.11
7/1/2014	555	MODESTO	81	SMACNA	BUILDING TRADES	JOURNEYMAN/FOREMAN/GEN. FOREMAN 5	16.11
7/1/2014	162S	SACRAMENTO	81	SMACNA	BUILDING TRADES	JOURNEYMAN/FOREMAN/GEN. FOREMAN 5	15.09
7/1/2014	444	FRESNO	81	SMACNA	BUILDING TRADES	JOURNEYMAN/FOREMAN/GEN. FOREMAN 5	15.29
1/1/2007	162S	SACRAMENTO	81	SMACNA	BUILDING TRADES	FOREMAN @ 8%	5.16
7/1/2014	162R	REDDING	81	SMACNA	BUILDING TRADES	JOURNEYMAN/FOREMAN/GEN. FOREMAN 5	13.47
7/1/2014	283	STOCKTON	81	SMACNA	BUILDING TRADES	JOURNEYMAN/FOREMAN/GEN. FOREMAN 5	13.32
7/1/2014	555	MODESTO	81	SMACNA	BUILDING TRADES	JOURNEYMAN/FOREMAN/GEN. FOREMAN 6	16.11
7/1/2014	162S	SACRAMENTO	81	SMACNA	BUILDING TRADES	JOURNEYMAN/FOREMAN/GEN. FOREMAN 6	15.09
7/1/2021	162S	SACRAMENTO	81	SMACNA	BUILDING TRADES	CLASSIFIED WORKER	6.4
7/1/2014	162S	SACRAMENTO	81	SMACNA	BUILDING TRADES	CLASSIFIED WORKER 3	5.2

1/1/2007	162R	REDDING	81	SMACNA	BUILDING TRADES	FOREMAN @ 10%	5.16
1/1/2007	162R	REDDING	81	SMACNA	BUILDING TRADES	FOREPERSON 2 OWNER MEMBER	5.16
1/1/2007	162S	SACRAMENTO	81	SMACNA	BUILDING TRADES	FOREMAN @ 10%	5.16
1/1/2007	162S	SACRAMENTO	81	SMACNA	BUILDING TRADES	FOREPERSON 6	5.16
1/1/2007	444	FRESNO	81	SMACNA	BUILDING TRADES	FOREMAN @ 10%	5.2
1/1/2007	444	FRESNO	81	SMACNA	BUILDING TRADES	FOREMAN @ 18%	5.2
1/1/2007	444	FRESNO	81	SMACNA	BUILDING TRADES	FOREMAN @ 15%	5.2
1/1/2007	444	FRESNO	81	SMACNA	BUILDING TRADES	FOREPERSON 6	5.2
1/1/2007	162S	SACRAMENTO	81	SMACNA	BUILDING TRADES	FOREPERSON 16% 2	5.16
1/1/2007	162S	SACRAMENTO	81	SMACNA	BUILDING TRADES	FOREPERSON 16% 4	5.16
1/1/2007	162S	SACRAMENTO	81	SMACNA	BUILDING TRADES	FOREPERSON 16% 3	5.16
1/1/2007	444	FRESNO	81	SMACNA	BUILDING TRADES	FOREPERSON 15% 3	5.2
1/1/2007	444	FRESNO	81	SMACNA	BUILDING TRADES	FOREPERSON 15% 4	5.2
1/1/2007	162S	SACRAMENTO	81	SMACNA	BUILDING TRADES	FOREPERSON 16% 6	5.16
1/1/2007	444	FRESNO	81	SMACNA	BUILDING TRADES	FOREPERSON 15% 2	5.2
7/1/2021	162S	SACRAMENTO	81	SMACNA	RESIDENTIAL	JOURNEYPERSON	18.42
7/1/2014	162S	SACRAMENTO	81	SMACNA	RESIDENTIAL WORKER	JOURNEYPERSON 3	2.03
7/1/2014	444	FRESNO	81	SMACNA	BUILDING TRADES	CLASSIFIED WORKER 3	1
1/1/2007	444	FRESNO	81	SMACNA	BUILDING TRADES	INDUSTRIAL WORKER - 24 MONTHS - 85%	0.32
7/1/2021	444	FRESNO	81	SMACNA	OWNER/MEMBER	JOURNEYPERSON	18.64
7/1/2014	162S	SACRAMENTO	81	SMACNA	OWNER/MEMBER	JOURNEYMAN/FOREMAN/GEN. FOREMAN 4 OWNE	15.09
7/1/2014	162S	SACRAMENTO	81	SMACNA	OWNER/MEMBER	JOURNEYMAN/FOREMAN/GEN. FOREMAN 6 OWNE	15.09
6/1/2021	283	STOCKTON	99	NO ASSOCIATION	PRODUCTION WORKER - DUCTMATE	CLASS 'C'	3.31
6/1/2021	283	STOCKTON	99	NO ASSOCIATION	PRODUCTION WORKER - DUCTMATE	CLASS 'B'	3.31
7/1/2018	283	STOCKTON	81	SMACNA	RESIDENTIAL WORKER	FIRST CLASS	4.29
7/1/2014	283	STOCKTON	81	SMACNA	RESIDENTIAL WORKER	FIRST CLASS 3	3.77
7/1/2018	283	STOCKTON	81	SMACNA	RESIDENTIAL WORKER	SECOND CLASS	4.29
7/1/2018	283	STOCKTON	81	SMACNA	RESIDENTIAL WORKER	THIRD CLASS	4.29
7/1/2018	283	STOCKTON	81	SMACNA	RESIDENTIAL WORKER	FOURTH CLASS	4.29
7/1/2014	283	STOCKTON	81	SMACNA	RESIDENTIAL WORKER	FOURTH CLASS 3	3.77
7/1/2018	283	STOCKTON	81	SMACNA	RESIDENTIAL WORKER	FIFTH CLASS	4.29
1/1/2007	444	FRESNO	81	SMACNA	BUILDING TRADES	SUPERVISOR 2	5.2
1/1/2007	444	FRESNO	81	SMACNA	BUILDING TRADES	SUPERVISOR 4	5.2
1/1/2007	444	FRESNO	81	SMACNA	BUILDING TRADES	SUPERVISOR 6	5.2
1/1/2007	555	MODESTO	81	SMACNA	BUILDING TRADES	FOREMAN @ 10%	5.57
1/1/2007	555	MODESTO	81	SMACNA	BUILDING TRADES	FOREMAN @ 18%	5.57
7/1/2014	162S	SACRAMENTO	99	NO ASSOCIATION	SMW LOCAL 104 DIST 2	RELATED GROUP	15.09
7/1/2014	162S	SACRAMENTO	99	NO ASSOCIATION	SMW LOCAL 104 DIST 2	RELATED GROUP	16.11
7/1/2005	162S	SACRAMENTO	99	NO ASSOCIATION	SMW LOCAL 104 DIST 2	RELATED GROUP	5.57
7/1/2006	162S	SACRAMENTO	99	NO ASSOCIATION	SMW LOCAL 104 DIST 2	RELATED GROUP	5.57
7/1/2014	162S	SACRAMENTO	99	NO ASSOCIATION	SMW LOCAL 104 DIST 2	RELATED GROUP	15.09
7/1/2006	162S	SACRAMENTO	99	NO ASSOCIATION	SMW LOCAL 104 DIST 2	RELATED GROUP	5.57
7/1/2014	162S	SACRAMENTO	99	NO ASSOCIATION	SMW LOCAL 104 DIST 2	RELATED GROUP	16.11
7/1/2014	162S	SACRAMENTO	99	NO ASSOCIATION	SMW LOCAL 104 DIST 2	RELATED GROUP	15.09
7/1/2014	283	STOCKTON	99	NO ASSOCIATION	MCGILL AIRFLOW CORPORATION	APPRENTICE 65%	2.13
1/1/2014	283	STOCKTON	99	NO ASSOCIATION	MCGILL AIRFLOW CORPORATION	APPRENTICE 75%	2.31
7/1/2014	283	STOCKTON	99	NO ASSOCIATION	MCGILL AIRFLOW CORPORATION	JOURNEYPERSON	3.21
7/1/2013	371	PROD. WORKERS	99	NO ASSOCIATION	PRODUCTION WORKER LOCAL	PRODUCTION WORKER - SINGLE	0.6
7/1/2013	371	PROD. WORKERS	99	NO ASSOCIATION	PRODUCTION WORKER LOCAL	PRODUCTION WORKER - SINGLE	0.1
12/1/2019	371	PROD. WORKERS	99	NO ASSOCIATION	PRODUCTION WORKER LOCAL	PRODUCTION WORKER	3.02
7/1/2021	371	PROD. WORKERS	99	NO ASSOCIATION	PRODUCTION WORKER LOCAL	PRODUCTION WORKER - SINGLE	2
7/1/2006	371	PROD. WORKERS	99	NO ASSOCIATION	PRODUCTION WORKER LOCAL	PRODUCTION WORKER - SINGLE	1
8/14/2020	371	PROD. WORKERS	99	NO ASSOCIATION	PRODUCTION WORKER LOCAL	PRODUCTION WORKER	1.9
8/14/2020	371	PROD. WORKERS	99	NO ASSOCIATION	PRODUCTION WORKER LOCAL	PRODUCTION WORKER	3.21
1/1/2023	371	PROD. WORKERS	99	NO ASSOCIATION	PRODUCTION WORKER A	PRODUCTION WORKER	6.63
1/1/2023	371	PROD. WORKERS	99	NO ASSOCIATION	PRODUCTION WORKER A	PRODUCTION WORKER	5.29
4/1/2010	371	PROD. WORKERS	99	NO ASSOCIATION	NOLL MANUFACTURING	PRODUCTION WORKER - SINGLE	1.76
10/1/2018	371	PROD. WORKERS	99	NO ASSOCIATION	NOLL MANUFACTURING	PRODUCTION WORKER - SINGLE	0.92
8/1/2022	371	PROD. WORKERS	99	NO ASSOCIATION	PRODUCTION WORKER A	PRODUCTION WORKER	4.49
7/1/2022	371	PROD. WORKERS	99	NO ASSOCIATION	SIMPSON STRONG-TIE	PRODUCTION WORKER	4.16
7/1/2006	371	PROD. WORKERS	99	NO ASSOCIATION	SIMPSON STRONG-TIE	PRODUCTION WORKER - SINGLE	0.75
7/1/2006	371	PROD. WORKERS	99	NO ASSOCIATION	SIMPSON STRONG-TIE	PRODUCTION WORKER - SINGLE	1.8
7/1/2006	371	PROD. WORKERS	99	NO ASSOCIATION	PRODUCTION WORKER LOCAL	PRODUCTION WORKER - SINGLE	1.3
11/1/2022	371	PROD. WORKERS	99	NO ASSOCIATION	PRODUCTION WORKER LOCAL	PRODUCTION WORKER	2.04
1/1/2017	371	PROD. WORKERS	99	NO ASSOCIATION	PRODUCTION WORKER A	PRODUCTION WORKER	4.94
1/1/2020	371	PROD. WORKERS	99	NO ASSOCIATION	PRODUCTION WORKER LOCAL	PRODUCTION WORKER	0.48
6/1/2021	283	STOCKTON	99	NO ASSOCIATION	PRODUCTION WORKER - DUCTMATE	CLASS 'A'	3.31
7/1/2021	555	MODESTO	99	NO ASSOCIATION	CLASSIFIED WORKER	LEVEL 1 @ 40%	2.37
1/1/2007	555	MODESTO	99	NO ASSOCIATION	CLASSIFIED WORKER	LEVEL 2 @ 45%	0.63
1/1/2007	555	MODESTO	99	NO ASSOCIATION	CLASSIFIED WORKER	LEVEL 3 @ 50%	0.66
1/1/2007	555	MODESTO	99	NO ASSOCIATION	CLASSIFIED WORKER	LEVEL 5 @ 60%	0.72
1/1/2007	555	MODESTO	99	NO ASSOCIATION	CLASSIFIED WORKER	LEVEL 6 @ 65%	0.76

7/1/2021	555	MODESTO	99	NO ASSOCIATION	CLASSIFIED WORKER	LEVEL 7 @ 70%	6.94
7/1/2014	555	MODESTO	99	NO ASSOCIATION	CLASSIFIED WORKER	LEVEL 7 @ 70% 3	6.02
1/1/2017	162S	SACRAMENTO	99	NO ASSOCIATION	JOINT APPRENTICE COMMITTEE	SACRAMENTO - SPECIAL RATE	15.97
7/1/2021	444	FRESNO	81	SMACNA	BUILDING TRADES	FOREPERSON 2 - SPECIAL RATE	18.64
7/1/2007	162S	SACRAMENTO	99	NO ASSOCIATION	PACIFIC NEON CO.	NEON - SINGLE	0.75
7/1/2007	162S	SACRAMENTO	99	NO ASSOCIATION	PACIFIC NEON CO.	NEON - SINGLE	1.25
7/1/2014	283	STOCKTON	81	SMACNA	OWNER/MEMBER	JOURNEYMAN/FOREMAN/GEN. FOREMAN 6 OWNE	13.32
7/1/2014	162S	SACRAMENTO	81	SMACNA	OWNER/MEMBER	JOURNEYMAN/FOREMAN/GEN. FOREMAN 5 OWNE	15.09
7/1/2005	162S	SACRAMENTO	99	NO ASSOCIATION	GOLDEN PLASTICS CORP	PENSION ONLY	1.44
7/1/2005	162S	SACRAMENTO	99	NO ASSOCIATION	GOLDEN PLASTICS CORP	PENSION ONLY	0.5
7/1/2009	162S	SACRAMENTO	99	NO ASSOCIATION	JOINT APPRENTICE COMMITTEE	RELATED GROUP	9.53
7/1/2021	162S	SACRAMENTO	99	NO ASSOCIATION	JOINT APPRENTICE COMMITTEE	RELATED GROUP	18.42
7/1/2012	162S	SACRAMENTO	81	SMACNA	BUILDING TRADES	CLASSIFIED WORKER 4	4.6
1/1/2007	444	FRESNO	81	SMACNA	BUILDING TRADES	APPRENTICE 5TH @ 65%	1.45
7/1/2014	162R	REDDING	81	SMACNA	BUILDING TRADES	JOURNEYMAN/FOREMAN/GEN. FOREMAN 6	13.47
1/1/2007	555	MODESTO	81	SMACNA	BUILDING TRADES	APPRENTICE 5TH @ 60%	2.27
1/1/2007	555	MODESTO	81	SMACNA	BUILDING TRADES	APPRENTICE 3RD @ 55%	0.99
1/1/2007	555	MODESTO	99	NO ASSOCIATION	CLASSIFIED WORKER	LEVEL 4 @ 55%	0.69
1/1/2007	283	STOCKTON	81	SMACNA	BUILDING TRADES	FOREPERSON 15% 2	4.59
7/1/2014	162R	REDDING	81	SMACNA	BUILDING TRADES	GENERAL FOREMAN @ 17%	13.47
1/1/2007	444	FRESNO	81	SMACNA	BUILDING TRADES	APPRENTICE 10TH 3	1.78
7/1/2014	162S	SACRAMENTO	81	SMACNA	BUILDING TRADES	APPRENTICE 3RD @ 55%	12.62
7/1/2006	371	PROD. WORKERS	99	NO ASSOCIATION	PRODUCTION WORKER LOCAL	PRODUCTION WORKER - 2-PARTY	0.1
7/1/2006	371	PROD. WORKERS	99	NO ASSOCIATION	PRODUCTION WORKER LOCAL	PRODUCTION WORKER - FAMILY	0.1
3/15/2007	371	PROD. WORKERS	99	NO ASSOCIATION	PRODUCTION WORKER LOCAL	PRODUCTION WORKER	0.7
3/15/2021	371	PROD. WORKERS	99	NO ASSOCIATION	PRODUCTION WORKER LOCAL	PRODUCTION WORKER	2.6
7/1/2021	371	PROD. WORKERS	99	NO ASSOCIATION	PRODUCTION WORKER LOCAL	PRODUCTION WORKER - 2-PARTY	2
7/1/2021	371	PROD. WORKERS	99	NO ASSOCIATION	PRODUCTION WORKER LOCAL	PRODUCTION WORKER - FAMILY	2
7/1/2006	371	PROD. WORKERS	99	NO ASSOCIATION	PRODUCTION WORKER LOCAL	PRODUCTION WORKER - 2-PARTY	1
7/1/2006	371	PROD. WORKERS	99	NO ASSOCIATION	PRODUCTION WORKER LOCAL	PRODUCTION WORKER - FAMILY	1
7/1/2014	283	STOCKTON	81	SMACNA	BUILDING TRADES	JOURNEYMAN/FOREMAN/GEN. FOREMAN 6	13.32
7/1/2014	283	STOCKTON	81	SMACNA	BUILDING TRADES	APPRENTICE 3RD @ 55%	8.41
7/1/2014	283	STOCKTON	81	SMACNA	BUILDING TRADES	APPRENTICE 4TH @ 60%	8.41
1/1/2007	555	MODESTO	81	SMACNA	BUILDING TRADES	APPRENTICE 4TH @ 60%	1.64
8/1/2008	371	PROD. WORKERS	99	NO ASSOCIATION	PRODUCTION WORKER A	PRODUCTION WORKER - 2-PARTY	2.65
8/1/2008	371	PROD. WORKERS	99	NO ASSOCIATION	PRODUCTION WORKER A	PRODUCTION WORKER - FAMILY	2.65
8/1/2005	371	PROD. WORKERS	99	NO ASSOCIATION	SIMPSON STRONG-TIE	PRODUCTION WORKER - 2-PARTY	1.6
8/1/2005	371	PROD. WORKERS	99	NO ASSOCIATION	SIMPSON STRONG-TIE	PRODUCTION WORKER - FAMILY	1.6
8/1/2005	371	PROD. WORKERS	99	NO ASSOCIATION	SIMPSON STRONG-TIE	PRODUCTION WORKER - 2-PARTY	0.75
8/1/2005	371	PROD. WORKERS	99	NO ASSOCIATION	SIMPSON STRONG-TIE	PRODUCTION WORKER - FAMILY	0.75
8/1/2005	371	PROD. WORKERS	99	NO ASSOCIATION	SIMPSON STRONG-TIE	PRODUCTION WORKER - 2-PARTY	1.8
8/1/2005	371	PROD. WORKERS	99	NO ASSOCIATION	SIMPSON STRONG-TIE	PRODUCTION WORKER - FAMILY	1.8
7/1/2006	371	PROD. WORKERS	99	NO ASSOCIATION	PRODUCTION WORKER LOCAL	PRODUCTION WORKER - 2-PARTY	1.3
7/1/2006	371	PROD. WORKERS	99	NO ASSOCIATION	PRODUCTION WORKER LOCAL	PRODUCTION WORKER - FAMILY	1.3
11/1/2007	371	PROD. WORKERS	99	NO ASSOCIATION	PRODUCTION WORKER LOCAL	PRODUCTION WORKER - 2-PARTY	0.75
11/1/2007	371	PROD. WORKERS	99	NO ASSOCIATION	PRODUCTION WORKER LOCAL	PRODUCTION WORKER - FAMILY	0.75
7/1/2007	162S	SACRAMENTO	99	NO ASSOCIATION	PACIFIC NEON CO.	NEON - 2-PARTY	0.75
7/1/2007	162S	SACRAMENTO	99	NO ASSOCIATION	PACIFIC NEON CO.	NEON - FAMILY	0.75
7/1/2007	162S	SACRAMENTO	99	NO ASSOCIATION	PACIFIC NEON CO.	NEON - 2-PARTY	1.25
7/1/2007	162S	SACRAMENTO	99	NO ASSOCIATION	PACIFIC NEON CO.	NEON - FAMILY	1.25
7/1/2021	283	STOCKTON	81	SMACNA	BUILDING TRADES	APPRENTICE 5TH @ 65%	8.23
7/1/2008	162S	SACRAMENTO	81	SMACNA	MENDENHALL MANUFACTURING	JOURNEYPERSON OWNER MEMBER	7.48
1/1/2008	283	STOCKTON	99	NO ASSOCIATION	E-Z VENT SHEET METAL PRODUCTS - CLASSIFI	LEVEL 5-1 @ 100%	1.18
1/1/2007	444	FRESNO	81	SMACNA	BUILDING TRADES	FOREMAN @ 8%	5.2
7/1/2018	283	STOCKTON	81	SMACNA	RESIDENTIAL WORKER	B.T.J. - 75%	15.3
7/1/2014	283	STOCKTON	81	SMACNA	BUILDING TRADES	APPRENTICE 7TH @ 75%	8.41
7/1/2005	371	PROD. WORKERS	99	NO ASSOCIATION	PENINSULA SHOWER DOOR	PENSION ONLY	0.9
1/1/2007	444	FRESNO	81	SMACNA	BUILDING TRADES	INDUSTRIAL WORKER - NO EXPERIENCE - 45%	0.17
7/1/2014	162S	SACRAMENTO	81	SMACNA	BUILDING TRADES	APPRENTICE 10TH @ 90%	12.62
7/1/2014	162S	SACRAMENTO	81	SMACNA	OWNER/MEMBER	JOURNEYMAN/FOREMAN/GEN. FOREMAN 3 OWNE	15.09
7/1/2007	444	FRESNO	99	NO ASSOCIATION	ARION MANUFACTURING INDUSTRIES	JOURNEYPERSON OWNER MEMBER	0.5
1/1/2007	444	FRESNO	81	SMACNA	BUILDING TRADES	APPRENTICE 6TH @ 70%	1.52
7/1/2014	444	FRESNO	81	SMACNA	BUILDING TRADES	JOURNEYMAN/FOREMAN/GEN. FOREMAN 6	15.29
7/1/2014	162S	SACRAMENTO	81	SMACNA	RESIDENTIAL WORKER	JOURNEYPERSON 4	2.03
6/1/2021	283	STOCKTON	99	NO ASSOCIATION	PRODUCTION WORKER - DUCTMATE	CLASS 'D'	3.31
7/1/2021	162R	REDDING	81	SMACNA	BUILDING TRADES	APPRENTICE 4TH @ 55%	13.74
1/1/2007	283	STOCKTON	81	SMACNA	BUILDING TRADES	FOREMAN @ 10%	4.59
7/1/2013	162S	SACRAMENTO	81	SMACNA	OWNER/MEMBER	JOURNEYPERSON 6 OWNER MEMBER	14.21
1/1/2007	283	STOCKTON	81	SMACNA	BUILDING TRADES	FOREMAN @ 18%	4.59
1/1/2007	283	STOCKTON	81	SMACNA	BUILDING TRADES	FOREPERSON 15% 6	4.59
1/1/2014	283	STOCKTON	99	NO ASSOCIATION	MCGILL AIRFLOW CORPORATION	METAL HANDLER - 60%	1.85
7/1/2006	162S	SACRAMENTO	99	NO ASSOCIATION	SMW LOCAL 104 DIST 2	RELATED GROUP	5.16

1/1/2007	444	FRESNO	81	SMACNA	BUILDING TRADES	INDUSTRIAL WORKER - 6 MONTHS - 55%	0.21
8/14/2006	162S	SACRAMENTO	99	NO ASSOCIATION	SIGN	JOURNEYPERSON	1.25
1/1/2008	283	STOCKTON	99	NO ASSOCIATION	E-Z VENT SHEET METAL PRODUCTS - CLASSIFI	LEVEL 2-1 @ 60%	0.71
7/1/2021	162R	REDDING	81	SMACNA	BUILDING TRADES	APPRENTICE 6TH @ 65%	13.74
7/1/2014	555	MODESTO	81	SMACNA	BUILDING TRADES	APPRENTICE 3	5.62
1/1/2007	444	FRESNO	81	SMACNA	BUILDING TRADES	INDUSTRIAL WORKER - 30 MONTHS - 90%	0.34
1/1/2007	555	MODESTO	81	SMACNA	BUILDING TRADES	APPRENTICE 5TH @ 65%	2.27
1/1/2007	555	MODESTO	81	SMACNA	BUILDING TRADES	APPRENTICE 7TH @ 70%	3.54
1/1/2007	444	FRESNO	81	SMACNA	BUILDING TRADES	APPRENTICE 7TH @ 75%	1.6
7/1/2021	162R	REDDING	81	SMACNA	OWNER/MEMBER	JOURNEYPERSON	16.42
7/1/2010	162S	SACRAMENTO	99	NO ASSOCIATION	SIGN	JOURNEYPERSON	1.25
7/1/2014	162S	SACRAMENTO	99	NO ASSOCIATION	SMW LOCAL 104 DIST 2	RELATED GROUP	15.09
7/1/2021	162R	REDDING	81	SMACNA	BUILDING TRADES	APPRENTICE 7TH @ 70%	13.74
9/1/2006	162S	SACRAMENTO	99	NO ASSOCIATION	SIGN	ASSEMBLER 'B'	1.25
7/1/2020	162R	REDDING	81	SMACNA	BUILDING TRADES	APPRENTICE 1ST @ 40%	13.1
7/1/2014	555	MODESTO	81	SMACNA	OWNER/MEMBER	JOURNEYMAN/FOREMAN/GEN. FOREMAN 3 OWNE	16.11
1/1/2007	162S	SACRAMENTO	81	SMACNA	STATE OF CALIFORNIA	JOURNEYPERSON	5.16
1/1/2007	444	FRESNO	81	SMACNA	BUILDING TRADES	INDUSTRIAL WORKER - 6 MONTHS - 55%	0.25
7/1/2014	162S	SACRAMENTO	99	NO ASSOCIATION	SMW LOCAL 104 DIST 2	RELATED GROUP	15.09
7/1/2014	162S	SACRAMENTO	81	SMACNA	RESIDENTIAL WORKER	JOURNEYPERSON 5	2.03
1/1/2012	162S	SACRAMENTO	81	SMACNA	BUILDING TRADES	APPRENTICE 3RD 4	10.16
7/1/2014	162R	REDDING	81	SMACNA	BUILDING TRADES	APPRENTICE 10TH @ 90%	11.24
1/1/2007	555	MODESTO	81	SMACNA	BUILDING TRADES	APPRENTICE 6TH @ 70%	2.91
1/1/2007	444	FRESNO	81	SMACNA	BUILDING TRADES	FOREPERSON 15% 5	5.2
7/1/2021	444	FRESNO	81	SMACNA	BUILDING TRADES	CLASSIFIED WORKER	1.16
1/1/2012	283	STOCKTON	81	SMACNA	BUILDING TRADES	APPRENTICE 3RD 4	6.78
7/1/2021	162R	REDDING	81	SMACNA	BUILDING TRADES	APPRENTICE 8TH @ 75%	13.74
1/1/2012	162S	SACRAMENTO	81	SMACNA	BUILDING TRADES	APPRENTICE 4TH 4	10.16
7/1/2014	283	STOCKTON	81	SMACNA	BUILDING TRADES	APPRENTICE 2ND @ 50%	8.41
1/1/2012	283	STOCKTON	81	SMACNA	BUILDING TRADES	APPRENTICE 4TH 4	6.78
7/1/2007	162S	SACRAMENTO	81	SMACNA	BUILDING TRADES	APPRENTICE 4TH 4	5.1
1/1/2014	283	STOCKTON	99	NO ASSOCIATION	MCGILL AIRFLOW CORPORATION	APPRENTICE 80%	2.46
7/1/2012	162S	SACRAMENTO	81	SMACNA	BUILDING TRADES	APPRENTICE 6TH 4	11.14
1/1/2007	444	FRESNO	81	SMACNA	BUILDING TRADES	INDUSTRIAL WORKER - 18 MONTHS - 75%	0.29
7/1/2014	162R	REDDING	81	SMACNA	BUILDING TRADES	APPRENTICE 2ND @ 50%	11.24
1/1/2007	162S	SACRAMENTO	81	SMACNA	BUILDING TRADES	FOREPERSON 2 OWNER MEMBER	5.16
7/1/2014	162R	REDDING	81	SMACNA	BUILDING TRADES	APPRENTICE 3RD @ 55%	11.24
7/1/2021	162R	REDDING	81	SMACNA	BUILDING TRADES	APPRENTICE 9TH @ 80%	13.74
1/1/2012	162S	SACRAMENTO	81	SMACNA	BUILDING TRADES	APPRENTICE 5TH 4	10.16
1/1/2012	283	STOCKTON	81	SMACNA	BUILDING TRADES	APPRENTICE 5TH 4	6.78
7/1/2014	283	STOCKTON	99	NO ASSOCIATION	MCGILL AIRFLOW CORPORATION	APPRENTICE 85%	2.75
1/1/2014	283	STOCKTON	99	NO ASSOCIATION	MCGILL AIRFLOW CORPORATION	METAL HANDLER - 65%	2
7/1/2014	555	MODESTO	81	SMACNA	OWNER/MEMBER	JOURNEYMAN/FOREMAN/GEN. FOREMAN 5 OWNE	16.11
1/1/2012	162S	SACRAMENTO	81	SMACNA	BUILDING TRADES	APPRENTICE 7TH 4	10.16
7/1/2013	162S	SACRAMENTO	99	NO ASSOCIATION	JOINT APPRENTICE COMMITTEE	RELATED GROUP	15.12
7/1/2011	162S	SACRAMENTO	99	NO ASSOCIATION	JOINT APPRENTICE COMMITTEE	SACRAMENTO - SPECIAL RATE	2.85
1/1/2012	555	MODESTO	81	SMACNA	BUILDING TRADES	APPRENTICE 4	4.52
1/1/2012	283	STOCKTON	81	SMACNA	BUILDING TRADES	APPRENTICE 6TH 4	6.78
1/1/2012	162S	SACRAMENTO	81	SMACNA	BUILDING TRADES	APPRENTICE 8TH - 4	10.16
7/1/2014	162R	REDDING	81	SMACNA	BUILDING TRADES	APPRENTICE 4TH @ 60%	11.24
7/1/2021	162R	REDDING	81	SMACNA	BUILDING TRADES	APPRENTICE 5TH @ 60%	13.74
1/1/2012	162S	SACRAMENTO	81	SMACNA	BUILDING TRADES	APPRENTICE 1ST @ 45%	10.16
1/1/2012	283	STOCKTON	81	SMACNA	BUILDING TRADES	APPRENTICE 7TH 4	6.78
1/1/2012	162S	SACRAMENTO	81	SMACNA	BUILDING TRADES	APPRENTICE 9TH - 4	10.16
7/1/2014	162R	REDDING	81	SMACNA	BUILDING TRADES	APPRENTICE 5TH @ 65%	11.24
7/1/2020	162S	SACRAMENTO	81	SMACNA	RESIDENTIAL WORKER	APPRENTICE 1ST 6 MONTHS 55%	1.68
7/1/2014	283	STOCKTON	81	SMACNA	RESIDENTIAL WORKER	THIRD CLASS 3	3.77
1/1/2012	555	MODESTO	81	SMACNA	BUILDING TRADES	APPRENTICE 4	4.52
7/1/2014	162S	SACRAMENTO	99	NO ASSOCIATION	SMW LOCAL 104 DIST 2	RELATED GROUP	15.09
1/1/2012	283	STOCKTON	81	SMACNA	BUILDING TRADES	APPRENTICE 8TH - 4	6.78
1/1/2012	162S	SACRAMENTO	81	SMACNA	BUILDING TRADES	APPRENTICE 10TH - 4	10.16
7/1/2014	162R	REDDING	81	SMACNA	BUILDING TRADES	APPRENTICE 6TH @ 70%	11.24
7/1/2014	162S	SACRAMENTO	99	NO ASSOCIATION	JOINT APPRENTICE COMMITTEE	RELATED GROUP	15.09
1/1/2017	162S	SACRAMENTO	99	NO ASSOCIATION	JOINT APPRENTICE COMMITTEE	RELATED GROUP	15.97
1/1/2012	283	STOCKTON	81	SMACNA	BUILDING TRADES	APPRENTICE 9TH - 4	6.78
1/1/2023	371	PROD. WORKERS	99	NO ASSOCIATION	PRODUCTION WORKER A	PRODUCTION WORKER	3.29
1/1/2012	162S	SACRAMENTO	81	SMACNA	BUILDING TRADES	APPRENTICE 9TH 6	10.16
7/1/2014	162S	SACRAMENTO	81	SMACNA	RESIDENTIAL WORKER	JOURNEYPERSON 6	2.03
7/1/2014	162S	SACRAMENTO	99	NO ASSOCIATION	JOINT APPRENTICE COMMITTEE	SACRAMENTO - SPECIAL RATE	3.53
1/1/2012	162S	SACRAMENTO	81	SMACNA	BUILDING TRADES	APPRENTICE 10TH 6	10.16
1/1/2012	283	STOCKTON	81	SMACNA	BUILDING TRADES	APPRENTICE 10TH - 4	6.78
7/1/2021	283	STOCKTON	81	SMACNA	OWNER/MEMBER	JOURNEYPERSON OWNER MEMBER	16.46

7/1/2013	162S	SACRAMENTO	81	SMACNA	DECKING & SIDING	GENERAL FOREMAN @ 18%	12.94
7/1/2011	162S	SACRAMENTO	81	SMACNA	DECKING & SIDING	SPECIALITY S/M WORKER	12.16
7/1/2013	162S	SACRAMENTO	81	SMACNA	DECKING & SIDING	GENERAL FOREMAN @ 17%	12.94
7/1/2013	162S	SACRAMENTO	81	SMACNA	DECKING & SIDING	JOURNEYMAN/FOREMAN/GEN. FOREMAN 4	12.94
1/1/2012	162S	SACRAMENTO	81	SMACNA	DECKING & SIDING	JOURNEYMAN/FOREMAN/GEN. FOREMAN 5	12.16
1/1/2012	162S	SACRAMENTO	81	SMACNA	DECKING & SIDING	JOURNEYMAN/FOREMAN/GEN. FOREMAN 6	12.16
1/1/2012	162S	SACRAMENTO	81	SMACNA	DECKING & SIDING	APPRENTICE 1ST LEVEL - 40%	1.29
1/1/2012	162S	SACRAMENTO	81	SMACNA	DECKING & SIDING	APPRENTICE 2ND LEVEL - 55%	1.29
1/1/2012	162S	SACRAMENTO	81	SMACNA	DECKING & SIDING	APPRENTICE 3RD LEVEL - 70%	1.29
1/1/2012	162S	SACRAMENTO	81	SMACNA	DECKING & SIDING	APPRENTICE 4TH LEVEL - 85%	1.29
7/1/2011	162S	SACRAMENTO	81	SMACNA	DECKING & SIDING	JOURNEYPERSON	12.16
7/1/2015	162S	SACRAMENTO	81	SMACNA	BUILDING TRADES	GENERAL FOREMAN @ 18%	15.97
7/1/2011	162S	SACRAMENTO	81	SMACNA	DECKING & SIDING	JOURNEYPERSON 4	12.16
7/1/2010	162S	SACRAMENTO	81	SMACNA	SUPPLEMENTAL AGREEMENT	APPRENTICE 10TH @ 85%	9.18
7/1/2010	162S	SACRAMENTO	81	SMACNA	SUPPLEMENTAL AGREEMENT	APPRENTICE 10TH - 4	9.18
7/1/2010	162S	SACRAMENTO	81	SMACNA	SUPPLEMENTAL AGREEMENT	APPRENTICE 10TH 3	9.18
7/1/2011	162S	SACRAMENTO	81	SMACNA	DECKING & SIDING	JOURNEYPERSON 3	12.16
7/1/2014	162S	SACRAMENTO	99	NO ASSOCIATION	SMW LOCAL 104 DIST 2	RELATED GROUP	15.09
1/1/2012	162S	SACRAMENTO	81	SMACNA	BUILDING TRADES	APPRENTICE 9TH 5	10.16
1/1/2012	162S	SACRAMENTO	81	SMACNA	BUILDING TRADES	APPRENTICE 10TH 5	10.16
7/1/2014	162S	SACRAMENTO	99	NO ASSOCIATION	SMW LOCAL 104 DIST 2	RELATED GROUP	15.09
7/1/2014	162S	SACRAMENTO	99	NO ASSOCIATION	JOINT APPRENTICE COMMITTEE	RELATED GROUP	15.09
7/1/2021	162S	SACRAMENTO	99	NO ASSOCIATION	JOINT APPRENTICE COMMITTEE	SACRAMENTO - SPECIAL RATE	4.36
7/1/2014	555	MODESTO	81	SMACNA	OWNER/MEMBER	JOURNEYPERSON 6 OWNER MEMBER	16.11
7/1/2021	162S	SACRAMENTO	81	SMACNA	PT OFFICER	JOURNEYPERSON	18.42
7/1/2012	162S	SACRAMENTO	81	SMACNA	PT OFFICER	CLASSIFIED WORKER 3	4.6
7/1/2014	283	STOCKTON	81	SMACNA	RESIDENTIAL WORKER	B.T.J. - 75%	13.32
7/1/2014	283	STOCKTON	81	SMACNA	PT OFFICER	JOURNEYMAN/FOREMAN/GEN. FOREMAN 5	13.32
7/1/2021	555	MODESTO	81	SMACNA	PT OFFICER	JOURNEYPERSON	19.55
1/1/2017	283	STOCKTON	81	SMACNA	PT OFFICER	JOURNEYPERSON	14.1
7/1/2021	555	MODESTO	81	SMACNA	OWNER/MEMBER	JOURNEYPERSON OWNER MEMBER	19.55
7/1/2020	162S	SACRAMENTO	81	SMACNA	RESIDENTIAL WORKER	FOREMAN @ 18%	17.57
7/1/2014	162S	SACRAMENTO	81	SMACNA	BUILDING TRADES	CLASSIFIED WORKER 4	5.2
7/1/2019	555	MODESTO	99	NO ASSOCIATION	CLASSIFIED WORKER	LEVEL 4 @ 55%	2.26
7/1/2015	555	MODESTO	99	NO ASSOCIATION	CLASSIFIED WORKER	LEVEL 5 @ 60%	2.06
7/1/2015	555	MODESTO	99	NO ASSOCIATION	CLASSIFIED WORKER	LEVEL 6 @ 65%	2.06
7/1/2014	162S	SACRAMENTO	81	SMACNA	PT OFFICER	JOURNEYMAN/FOREMAN/GEN. FOREMAN 5	15.09
7/1/2014	162S	SACRAMENTO	81	SMACNA	PT OFFICER	GENERAL FOREMAN @ 17%	15.09
7/1/2017	162S	SACRAMENTO	99	NO ASSOCIATION	JOINT APPRENTICE COMMITTEE	SACRAMENTO - SPECIAL RATE	5.8
7/1/2014	283	STOCKTON	81	SMACNA	OWNER/MEMBER	JOURNEYMAN/FOREMAN/GEN. FOREMAN 3 OWNE	13.32
7/1/2021	162S	SACRAMENTO	99	NO ASSOCIATION	SMW LOCAL 104 DIST 2	RELATED GROUP	18.42
7/1/2021	283	STOCKTON	81	SMACNA	PRIVATE COMMERCIAL/RESIDENTIAL	A/C SPECIALIST	3.3
7/1/2014	283	STOCKTON	81	SMACNA	PRIVATE COMMERCIAL/RESIDENTIAL	A/C SPECIALIST 1	2.69
7/1/2015	555	MODESTO	99	NO ASSOCIATION	CLASSIFIED WORKER	LEVEL 3 @ 50%	2.06
7/1/2020	162S	SACRAMENTO	99	NO ASSOCIATION	SMW LOCAL 104 DIST 2	RELATED GROUP	20.07
7/1/2014	162S	SACRAMENTO	99	NO ASSOCIATION	JOINT APPRENTICE COMMITTEE	SACRAMENTO - SPECIAL RATE	15.09
7/1/2021	162S	SACRAMENTO	81	SMACNA	BUILDING TRADES	FOREMAN @ 10%	18.42
7/1/2021	162S	SACRAMENTO	81	SMACNA	BUILDING TRADES	GENERAL FOREMAN @ 18%	18.42
7/1/2021	444	FRESNO	81	SMACNA	BUILDING TRADES	APPRENTICE 5TH @ 60%	5.59
7/1/2021	444	FRESNO	81	SMACNA	BUILDING TRADES	APPRENTICE 6TH @ 65%	5.59
7/1/2021	444	FRESNO	81	SMACNA	BUILDING TRADES	APPRENTICE 7TH @ 70%	5.59
7/1/2021	444	FRESNO	81	SMACNA	BUILDING TRADES	APPRENTICE 8TH @ 75%	5.59
7/1/2021	444	FRESNO	81	SMACNA	BUILDING TRADES	APPRENTICE 9TH @ 80%	5.59
7/1/2021	444	FRESNO	81	SMACNA	BUILDING TRADES	APPRENTICE 10TH @ 85%	5.59
7/1/2021	444	FRESNO	81	SMACNA	BUILDING TRADES	FOREMAN @ 10%	18.64
7/1/2021	444	FRESNO	81	SMACNA	BUILDING TRADES	GENERAL FOREMAN @ 18%	18.64
7/1/2021	444	FRESNO	81	SMACNA	BUILDING TRADES	APPRENTICE 3RD @ 50%	3.73
7/1/2018	555	MODESTO	81	SMACNA	BUILDING TRADES	APPRENTICE 2ND @ 45%	6.1
7/1/2021	555	MODESTO	81	SMACNA	BUILDING TRADES	APPRENTICE 3RD @ 50%	6.45
7/1/2021	555	MODESTO	81	SMACNA	BUILDING TRADES	APPRENTICE 4TH @ 55%	6.45
7/1/2021	555	MODESTO	81	SMACNA	BUILDING TRADES	APPRENTICE 5TH @ 60%	6.45
7/1/2021	555	MODESTO	81	SMACNA	BUILDING TRADES	APPRENTICE 6TH @ 65%	6.45
7/1/2021	555	MODESTO	81	SMACNA	BUILDING TRADES	APPRENTICE 7TH @ 70%	6.45
7/1/2021	555	MODESTO	81	SMACNA	BUILDING TRADES	APPRENTICE 8TH @ 75%	6.45
7/1/2021	555	MODESTO	81	SMACNA	BUILDING TRADES	FOREMAN @ 15%	19.55
7/1/2021	555	MODESTO	81	SMACNA	BUILDING TRADES	GENERAL FOREMAN @ 17%	19.55
7/1/2015	555	MODESTO	99	NO ASSOCIATION	CLASSIFIED WORKER	LEVEL 2 @ 45%	2.06
7/1/2021	162R	REDDING	81	SMACNA	BUILDING TRADES	FOREMAN @ 8%	16.42
7/1/2020	162S	SACRAMENTO	81	SMACNA	RESIDENTIAL WORKER	APPRENTICE 2ND 6 MONTHS 60%	1.68
7/1/2020	162S	SACRAMENTO	81	SMACNA	RESIDENTIAL WORKER	APPRENTICE 3RD 6 MONTHS 70%	1.68
7/1/2020	162S	SACRAMENTO	81	SMACNA	RESIDENTIAL WORKER	APPRENTICE 4TH 6 MONTHS 80%	1.68
7/1/2021	283	STOCKTON	81	SMACNA	BUILDING TRADES	FOREMAN @ 10%	16.46

7/1/2021	283	STOCKTON	81	SMACNA	BUILDING TRADES	GENERAL FOREMAN @ 17%	16.46
7/1/2021	283	STOCKTON	81	SMACNA	PRIVATE COMMERCIAL/RESIDENTIAL	SERVICE TECHNICIAN	3.3
7/1/2021	444	FRESNO	81	SMACNA	PT OFFICER	JOURNEYPERSON	18.64
7/1/2021	555	MODESTO	81	SMACNA	BUILDING TRADES	APPRENTICE 9TH @ 80%	6.45
7/1/2021	555	MODESTO	81	SMACNA	BUILDING TRADES	APPRENTICE 10TH @ 85%	6.45
7/1/2021	283	STOCKTON	81	SMACNA	PRIVATE COMMERCIAL/RESIDENTIAL	SERVICE TECH TRAINEE	3.3
7/1/2021	162S	SACRAMENTO	81	SMACNA	PRIVATE COMMERCIAL/RESIDENTIAL	SERVICE TECHNICIAN	3.3
1/1/2017	371	PROD. WORKERS	99	NO ASSOCIATION	PRODUCTION WORKER LOCAL	PRODUCTION WORKER	0.05
7/1/2021	162S	SACRAMENTO	81	SMACNA	PRIVATE COMMERCIAL/RESIDENTIAL	A/C SPECIALIST	3.3
7/1/2021	555	MODESTO	81	SMACNA	PRIVATE COMMERCIAL/RESIDENTIAL	A/C SPECIALIST TRAINEE 60%	3.3
7/1/2021	283	STOCKTON	81	SMACNA	PRIVATE COMMERCIAL/RESIDENTIAL	A/C SPECIALIST TRAINEE 70%	3.3
7/1/2021	283	STOCKTON	81	SMACNA	PRIVATE COMMERCIAL/RESIDENTIAL	A/C SPECIALIST TRAINEE 60%	3.3
7/1/2021	162S	SACRAMENTO	81	SMACNA	PT OFFICER	FOREMAN @ 10%	18.42
7/1/2021	283	STOCKTON	81	SMACNA	PT OFFICER	JOURNEYPERSON	16.46
7/1/2021	555	MODESTO	99	NO ASSOCIATION	CLASSIFIED WORKER	LEVEL 2 @ 50%	2.37

Schedule MB, Line 8b(1)
Schedule of Projection of Expected Benefit Payments

Plan Year Beginning January 1	Expected Benefit Payments
2021	175,002,053
2022	181,597,644
2023	187,712,872
2024	193,309,340
2025	197,966,843
2026	202,071,304
2027	205,168,335
2028	207,248,689
2029	208,655,178
2030	209,745,104

Notes

- Expected benefit payments assume no additional accruals, no future new entrants to the Plan, and experience consistent with the valuation assumptions set forth herein.

Sheet Metal Workers Pension Plan of Northern California
EIN: 51-6115939 **Plan Number: 001**
FYE: December 31, 2021

Schedule of Reportable Transactions, Form 5500, Schedule H, Line 4j

(a) Identity of party involved	(b) Description of asset	(c) Purchase Price	(d) Selling price	(e) Lease Rental	(f) Expense incurred with transaction	(g) Cost of asset	(h) Current value of asset on transaction date	(I) Net gain or (loss)
	see attached							

Report Of 5% Transactions

BY ASSET **VALUATION** **1,357,630,093.98** **THRESHOLD** **67,881,504.70**

DESCRIPTION	TRAN TYPE	SETTLE DATE / SHARES/UNITS	PURCHASE/SALE COST/PROCEEDS	BROKER COMMISSION/ OTH EXPENSE	COST OF ASSET / PREV ANNL MKT	NET GAIN/LOSS

NO REPORTABLE TRANSACTIONS

Report Of 5% Transactions

AGGREGATE BY ASSET VALUATION 1,357,630,093.98 THRESHOLD 67,881,504.70

DESCRIPTION	TRAN TYPE	SETTLE DATE / SHARES/UNITS	PURCHASE/SALE COST/PROCEEDS	BROKER COMMISSION/ OTH EXPENSE	COST OF ASSET / PREV ANNL MKT	NET GAIN/LOSS
CUSIP # 20035Y102						
COMERICA SHORT TERM FUND	BUY	01/04/2021	1,224.03		1,224.03	
ACCOUNT 3055002036		1,224.030			1,224.03	
	BUY	01/04/2021	0.01		0.01	
ACCOUNT 3055002090		0.010			0.01	
	BUY	01/04/2021	11.06		11.06	
ACCOUNT 3055002134		11.060			11.06	
	BUY	01/04/2021	10,623.33		10,623.33	
ACCOUNT 3055002054		10,623.330			10,623.33	
	BUY	01/04/2021	12,836.08		12,836.08	
ACCOUNT 3055002045		12,836.080			12,836.08	
	BUY	01/04/2021	2,390.63		2,390.63	
ACCOUNT 3055002045		2,390.630			2,390.63	
	BUY	01/05/2021	10,561,217.35		10,561,217.35	
ACCOUNT 3055002036		10,561,217.350			10,561,217.35	
	SEL	01/05/2021	723,202.76		723,202.76	
ACCOUNT 3055002045		723,202.760			723,202.76	
	BUY	01/06/2021	906,489.44		906,489.44	
ACCOUNT 3055002045		906,489.440			906,489.44	
	BUY	01/07/2021	7,274.80		7,274.80	
ACCOUNT 3055002054		7,274.800			7,274.80	
	BUY	01/08/2021	872,271.02		872,271.02	
ACCOUNT 3055002036		872,271.020			872,271.02	
	BUY	01/11/2021	10,000,000.00		10,000,000.00	
ACCOUNT 3055002036		10,000,000.000			10,000,000.00	
	SEL	01/11/2021	247,948.11		247,948.11	
ACCOUNT 3055002045		247,948.110			247,948.11	
	BUY	01/12/2021	15,000,000.00		15,000,000.00	
ACCOUNT 3055002036		15,000,000.000			15,000,000.00	
	BUY	01/12/2021	250,832.11		250,832.11	
ACCOUNT 3055002045		250,832.110			250,832.11	
	SEL	01/13/2021	297,499.10		297,499.10	
ACCOUNT 3055002054		297,499.100			297,499.10	
	BUY	01/13/2021	43,591.91		43,591.91	
ACCOUNT 3055002045		43,591.910			43,591.91	
	SEL	01/13/2021	0.03		0.03	
ACCOUNT 3055002045		0.030			0.03	
	BUY	01/14/2021	1,742.73		1,742.73	
ACCOUNT 3055002045		1,742.730			1,742.73	
	SEL	01/14/2021	480,668.94		480,668.94	
ACCOUNT 3055002045		480,668.940			480,668.94	
	BUY	01/14/2021	1,029.76		1,029.76	
ACCOUNT 3055002045		1,029.760			1,029.76	
	BUY	01/15/2021	1,373,379.43		1,373,379.43	
ACCOUNT 3055002054		1,373,379.430			1,373,379.43	
	BUY	01/15/2021	658,174.39		658,174.39	
ACCOUNT 3055002045		658,174.390			658,174.39	

Report Of 5% Transactions

AGGREGATE BY ASSET VALUATION 1,357,630,093.98 THRESHOLD 67,881,504.70

DESCRIPTION	TRAN TYPE	SETTLE DATE / SHARES/UNITS	PURCHASE/SALE COST/PROCEEDS	BROKER COMMISSION/ OTH EXPENSE	COST OF ASSET / PREV ANNL MKT	NET GAIN/LOSS
CUSIP # 20035Y102						
COMERICA SHORT TERM FUND						
	BUY	01/15/2021	1,509.38		1,509.38	
ACCOUNT 3055002045		1,509.380			1,509.38	
	BUY	01/15/2021	11,220.63		11,220.63	
ACCOUNT 3055002045		11,220.630			11,220.63	
	SEL	01/19/2021	115,032.50		115,032.50	
ACCOUNT 3055002054		115,032.500			115,032.50	
	SEL	01/19/2021	1,315.56		1,315.56	
ACCOUNT 3055002045		1,315.560			1,315.56	
	BUY	01/19/2021	20,786.72		20,786.72	
ACCOUNT 3055002054		20,786.720			20,786.72	
	BUY	01/20/2021	2,427,047.73		2,427,047.73	
ACCOUNT 3055002036		2,427,047.730			2,427,047.73	
	SEL	01/20/2021	110,636.46		110,636.46	
ACCOUNT 3055002054		110,636.460			110,636.46	
	BUY	01/20/2021	18,171.15		18,171.15	
ACCOUNT 3055002045		18,171.150			18,171.15	
	BUY	01/20/2021	64,403.88		64,403.88	
ACCOUNT 3055002045		64,403.880			64,403.88	
	BUY	01/20/2021	19.71		19.71	
ACCOUNT 3055002045		19.710			19.71	
	SEL	01/21/2021	14,100,000.00		14,100,000.00	
ACCOUNT 3055002036		14,100,000.000			14,100,000.00	
	BUY	01/21/2021	814,528.23		814,528.23	
ACCOUNT 3055002054		814,528.230			814,528.23	
	BUY	01/21/2021	12,734.26		12,734.26	
ACCOUNT 3055002045		12,734.260			12,734.26	
	SEL	01/22/2021	483,081.28		483,081.28	
ACCOUNT 3055002054		483,081.280			483,081.28	
	BUY	01/22/2021	407,087.85		407,087.85	
ACCOUNT 3055002045		407,087.850			407,087.85	
	BUY	01/25/2021	245,219.55		245,219.55	
ACCOUNT 3055002036		245,219.550			245,219.55	
	SEL	01/25/2021	156,118.40		156,118.40	
ACCOUNT 3055002054		156,118.400			156,118.40	
	BUY	01/25/2021	14,098.49		14,098.49	
ACCOUNT 3055002045		14,098.490			14,098.49	
	BUY	01/25/2021	115,556.09		115,556.09	
ACCOUNT 3055002045		115,556.090			115,556.09	
	SEL	01/25/2021	162,725.76		162,725.76	
ACCOUNT 3055002045		162,725.760			162,725.76	
	BUY	01/26/2021	23,518.75		23,518.75	
ACCOUNT 3055002054		23,518.750			23,518.75	
	BUY	01/26/2021	58,358.04		58,358.04	
ACCOUNT 3055002045		58,358.040			58,358.04	
	SEL	01/27/2021	260,580.00		260,580.00	
ACCOUNT 3055002054		260,580.000			260,580.00	

Report Of 5% Transactions

AGGREGATE BY ASSET VALUATION 1,357,630,093.98 THRESHOLD 67,881,504.70

DESCRIPTION	TRAN TYPE	SETTLE DATE / SHARES/UNITS	PURCHASE/SALE COST/PROCEEDS	BROKER COMMISSION/ OTH EXPENSE	COST OF ASSET / PREV ANNL MKT	NET GAIN/LOSS
CUSIP # 20035Y102						
COMERICA SHORT TERM FUND						
	SEL	01/27/2021	1,492.70		1,492.70	
ACCOUNT 3055002054		1,492.700			1,492.70	
	BUY	01/27/2021	728,954.45		728,954.45	
ACCOUNT 3055002045		728,954.450			728,954.45	
	SEL	01/27/2021	16,886.78		16,886.78	
ACCOUNT 3055002036		16,886.780			16,886.78	
	SEL	01/27/2021	3,011.34		3,011.34	
ACCOUNT 3055002045		3,011.340			3,011.34	
	SEL	01/28/2021	452,707.77		452,707.77	
ACCOUNT 3055002036		452,707.770			452,707.77	
	SEL	01/28/2021	535,338.75		535,338.75	
ACCOUNT 3055002054		535,338.750			535,338.75	
	BUY	01/28/2021	90,169.55		90,169.55	
ACCOUNT 3055002045		90,169.550			90,169.55	
	BUY	01/28/2021	14,835.00		14,835.00	
ACCOUNT 3055002045		14,835.000			14,835.00	
	BUY	01/29/2021	90,026.11		90,026.11	
ACCOUNT 3055002054		90,026.110			90,026.11	
	BUY	01/29/2021	142.74		142.74	
ACCOUNT 3055002045		142.740			142.74	
	BUY	02/01/2021	1,936.84		1,936.84	
ACCOUNT 3055002036		1,936.840			1,936.84	
	BUY	02/01/2021	0.01		0.01	
ACCOUNT 3055002090		0.010			0.01	
	SEL	02/01/2021	1,296,702.63		1,296,702.63	
ACCOUNT 3055002045		1,296,702.630			1,296,702.63	
	BUY	02/01/2021	10,667,383.47		10,667,383.47	
ACCOUNT 3055002036		10,667,383.470			10,667,383.47	
	BUY	02/01/2021	10,189.00		10,189.00	
ACCOUNT 3055002045		10,189.000			10,189.00	
	BUY	02/01/2021	153,494.98		153,494.98	
ACCOUNT 3055002054		153,494.980			153,494.98	
	SEL	02/01/2021	50,166.27		50,166.27	
ACCOUNT 3055002054		50,166.270			50,166.27	
	SEL	02/02/2021	144,865.31		144,865.31	
ACCOUNT 3055002054		144,865.310			144,865.31	
	BUY	02/03/2021	523,965.90		523,965.90	
ACCOUNT 3055002045		523,965.900			523,965.90	
	SEL	02/04/2021	841,481.38		841,481.38	
ACCOUNT 3055002045		841,481.380			841,481.38	
	SEL	02/04/2021	308,623.06		308,623.06	
ACCOUNT 3055002054		308,623.060			308,623.06	
	BUY	02/05/2021	63,749.63		63,749.63	
ACCOUNT 3055002045		63,749.630			63,749.63	
	SEL	02/08/2021	118,364.37		118,364.37	
ACCOUNT 3055002054		118,364.370			118,364.37	

Report Of 5% Transactions

AGGREGATE BY ASSET VALUATION 1,357,630,093.98 THRESHOLD 67,881,504.70

DESCRIPTION	TRAN TYPE	SETTLE DATE / SHARES/UNITS	PURCHASE/SALE COST/PROCEEDS	BROKER COMMISSION/ OTH EXPENSE	COST OF ASSET / PREV ANNL MKT	NET GAIN/LOSS
CUSIP # 20035Y102						
COMERICA SHORT TERM FUND						
	BUY	02/08/2021	434,193.39		434,193.39	
ACCOUNT 3055002045		434,193.390			434,193.39	
	BUY	02/08/2021	273,623.28		273,623.28	
ACCOUNT 3055002045		273,623.280			273,623.28	
	BUY	02/09/2021	576,288.55		576,288.55	
ACCOUNT 3055002036		576,288.550			576,288.55	
	SEL	02/11/2021	559,595.96		559,595.96	
ACCOUNT 3055002045		559,595.960			559,595.96	
	BUY	02/11/2021	4,869.00		4,869.00	
ACCOUNT 3055002045		4,869.000			4,869.00	
	BUY	02/12/2021	1,700,000.00		1,700,000.00	
ACCOUNT 3055002036		1,700,000.000			1,700,000.00	
	BUY	02/12/2021	514,660.06		514,660.06	
ACCOUNT 3055002045		514,660.060			514,660.06	
	BUY	02/12/2021	1,164,676.25		1,164,676.25	
ACCOUNT 3055002054		1,164,676.250			1,164,676.25	
	SEL	02/16/2021	66,527.32		66,527.32	
ACCOUNT 3055002054		66,527.320			66,527.32	
	BUY	02/16/2021	229,125.00		229,125.00	
ACCOUNT 3055002045		229,125.000			229,125.00	
	SEL	02/16/2021	3,338.99		3,338.99	
ACCOUNT 3055002045		3,338.990			3,338.99	
	BUY	02/17/2021	8,559.38		8,559.38	
ACCOUNT 3055002045		8,559.380			8,559.38	
	BUY	02/17/2021	905.27		905.27	
ACCOUNT 3055002045		905.270			905.27	
	SEL	02/17/2021	215,747.24		215,747.24	
ACCOUNT 3055002054		215,747.240			215,747.24	
	BUY	02/17/2021	14,365.14		14,365.14	
ACCOUNT 3055002045		14,365.140			14,365.14	
	SEL	02/18/2021	71,928.40		71,928.40	
ACCOUNT 3055002054		71,928.400			71,928.40	
	BUY	02/18/2021	24,511.53		24,511.53	
ACCOUNT 3055002045		24,511.530			24,511.53	
	BUY	02/19/2021	1,404.00		1,404.00	
ACCOUNT 3055002045		1,404.000			1,404.00	
	SEL	02/22/2021	14,400,000.00		14,400,000.00	
ACCOUNT 3055002036		14,400,000.000			14,400,000.00	
	BUY	02/22/2021	12,400.81		12,400.81	
ACCOUNT 3055002045		12,400.810			12,400.81	
	BUY	02/22/2021	892.67		892.67	
ACCOUNT 3055002045		892.670			892.67	
	SEL	02/22/2021	1,057,329.86		1,057,329.86	
ACCOUNT 3055002054		1,057,329.860			1,057,329.86	
	SEL	02/23/2021	397,375.00		397,375.00	
ACCOUNT 3055002054		397,375.000			397,375.00	

Report Of 5% Transactions

AGGREGATE BY ASSET VALUATION 1,357,630,093.98 THRESHOLD 67,881,504.70

DESCRIPTION	TRAN TYPE	SETTLE DATE / SHARES/UNITS	PURCHASE/SALE COST/PROCEEDS	BROKER COMMISSION/ OTH EXPENSE	COST OF ASSET / PREV ANNL MKT	NET GAIN/LOSS
CUSIP # 20035Y102						
COMERICA SHORT TERM FUND						
	SEL	02/25/2021	142,152.19		142,152.19	
ACCOUNT 3055002054		142,152.190			142,152.19	
	BUY	02/25/2021	139,424.27		139,424.27	
ACCOUNT 3055002045		139,424.270			139,424.27	
	BUY	02/25/2021	96,624.74		96,624.74	
ACCOUNT 3055002045		96,624.740			96,624.74	
	BUY	02/25/2021	67,224.16		67,224.16	
ACCOUNT 3055002045		67,224.160			67,224.16	
	BUY	02/26/2021	710,694.44		710,694.44	
ACCOUNT 3055002054		710,694.440			710,694.44	
	BUY	02/26/2021	25,903.06		25,903.06	
ACCOUNT 3055002045		25,903.060			25,903.06	
	BUY	03/01/2021	856.67		856.67	
ACCOUNT 3055002036		856.670			856.67	
	BUY	03/01/2021	0.01		0.01	
ACCOUNT 3055002090		0.010			0.01	
	BUY	03/01/2021	31,279.79		31,279.79	
ACCOUNT 3055002054		31,279.790			31,279.79	
	BUY	03/01/2021	9,657,587.89		9,657,587.89	
ACCOUNT 3055002036		9,657,587.890			9,657,587.89	
	BUY	03/01/2021	4,023,245.08		4,023,245.08	
ACCOUNT 3055002045		4,023,245.080			4,023,245.08	
	BUY	03/02/2021	906.25		906.25	
ACCOUNT 3055002045		906.250			906.25	
	BUY	03/05/2021	350,307.56		350,307.56	
ACCOUNT 3055002045		350,307.560			350,307.56	
	SEL	03/05/2021	80,406.80		80,406.80	
ACCOUNT 3055002054		80,406.800			80,406.80	
	BUY	03/08/2021	3,769,044.00		3,769,044.00	
ACCOUNT 3055002036		3,769,044.000			3,769,044.00	
	BUY	03/08/2021	11,091.25		11,091.25	
ACCOUNT 3055002045		11,091.250			11,091.25	
	BUY	03/08/2021	6,365.00		6,365.00	
ACCOUNT 3055002250		6,365.000			6,365.00	
	BUY	03/08/2021	3,688.56		3,688.56	
ACCOUNT 3055002045		3,688.560			3,688.56	
	SEL	03/08/2021	547,758.98		547,758.98	
ACCOUNT 3055002054		547,758.980			547,758.98	
	BUY	03/08/2021	23,129.67		23,129.67	
ACCOUNT 3055002045		23,129.670			23,129.67	
	SEL	03/10/2021	2,691,421.00		2,691,421.00	
ACCOUNT 3055002045		2,691,421.000			2,691,421.00	
	BUY	03/10/2021	2,704,945.00		2,704,945.00	
ACCOUNT 3055002250		2,704,945.000			2,704,945.00	
	SEL	03/12/2021	255,151.25		255,151.25	
ACCOUNT 3055002054		255,151.250			255,151.25	

Report Of 5% Transactions

AGGREGATE BY ASSET VALUATION 1,357,630,093.98 THRESHOLD 67,881,504.70

DESCRIPTION	TRAN TYPE	SETTLE DATE / SHARES/UNITS	PURCHASE/SALE COST/PROCEEDS	BROKER COMMISSION/ OTH EXPENSE	COST OF ASSET/ PREV ANNL MKT	NET GAIN/LOSS
CUSIP # 20035Y102						
COMERICA SHORT TERM FUND						
	SEL	03/12/2021	2,016,398.89		2,016,398.89	
ACCOUNT 3055002045		2,016,398.890			2,016,398.89	
	BUY	03/12/2021	2,210,484.36		2,210,484.36	
ACCOUNT 3055002250		2,210,484.360			2,210,484.36	
	BUY	03/12/2021	717,142.65		717,142.65	
ACCOUNT 3055002045		717,142.650			717,142.65	
	BUY	03/12/2021	23,129.67		23,129.67	
ACCOUNT 3055002250		23,129.670			23,129.67	
	BUY	03/12/2021	1,904,662.17		1,904,662.17	
ACCOUNT 3055002045		1,904,662.170			1,904,662.17	
	BUY	03/15/2021	217,088.03		217,088.03	
ACCOUNT 3055002054		217,088.030			217,088.03	
	BUY	03/15/2021	1,201,430.52		1,201,430.52	
ACCOUNT 3055002054		1,201,430.520			1,201,430.52	
	SEL	03/15/2021	1,085,016.62		1,085,016.62	
ACCOUNT 3055002250		1,085,016.620			1,085,016.62	
	SEL	03/15/2021	1,896,998.02		1,896,998.02	
ACCOUNT 3055002045		1,896,998.020			1,896,998.02	
	BUY	03/15/2021	10,005.25		10,005.25	
ACCOUNT 3055002045		10,005.250			10,005.25	
	SEL	03/15/2021	1,995,977.40		1,995,977.40	
ACCOUNT 3055002250		1,995,977.400			1,995,977.40	
	BUY	03/16/2021	245,219.55		245,219.55	
ACCOUNT 3055002036		245,219.550			245,219.55	
	BUY	03/16/2021	1,597.92		1,597.92	
ACCOUNT 3055002054		1,597.920			1,597.92	
	BUY	03/16/2021	9,304.69		9,304.69	
ACCOUNT 3055002045		9,304.690			9,304.69	
	BUY	03/16/2021	3,638.25		3,638.25	
ACCOUNT 3055002045		3,638.250			3,638.25	
	SEL	03/16/2021	106,944.07		106,944.07	
ACCOUNT 3055002250		106,944.070			106,944.07	
	SEL	03/16/2021	71,997.22		71,997.22	
ACCOUNT 3055002250		71,997.220			71,997.22	
	BUY	03/16/2021	19,189.71		19,189.71	
ACCOUNT 3055002250		19,189.710			19,189.71	
	BUY	03/17/2021	354,945.25		354,945.25	
ACCOUNT 3055002250		354,945.250			354,945.25	
	BUY	03/17/2021	122.35		122.35	
ACCOUNT 3055002250		122.350			122.35	
	SEL	03/17/2021	932.32		932.32	
ACCOUNT 3055002045		932.320			932.32	
	BUY	03/17/2021	41,055.57		41,055.57	
ACCOUNT 3055002045		41,055.570			41,055.57	
	BUY	03/18/2021	1,404.00		1,404.00	
ACCOUNT 3055002045		1,404.000			1,404.00	

Report Of 5% Transactions

AGGREGATE BY ASSET VALUATION 1,357,630,093.98 THRESHOLD 67,881,504.70

DESCRIPTION	TRAN TYPE	SETTLE DATE / SHARES/UNITS	PURCHASE/SALE COST/PROCEEDS	BROKER COMMISSION/ OTH EXPENSE	COST OF ASSET / PREV ANNL MKT	NET GAIN/LOSS
CUSIP # 20035Y102						
COMERICA SHORT TERM FUND						
	SEL	03/18/2021	233,807.81		233,807.81	
ACCOUNT 3055002054		233,807.810			233,807.81	
	SEL	03/18/2021	396,004.45		396,004.45	
ACCOUNT 3055002250		396,004.450			396,004.45	
	BUY	03/18/2021	819.68		819.68	
ACCOUNT 3055002250		819.680			819.68	
	BUY	03/18/2021	1,129.73		1,129.73	
ACCOUNT 3055002045		1,129.730			1,129.73	
	BUY	03/19/2021	314,261.87		314,261.87	
ACCOUNT 3055002045		314,261.870			314,261.87	
	SEL	03/19/2021	50,375.00		50,375.00	
ACCOUNT 3055002054		50,375.000			50,375.00	
	SEL	03/19/2021	359,613.12		359,613.12	
ACCOUNT 3055002250		359,613.120			359,613.12	
	BUY	03/19/2021	346,842.34		346,842.34	
ACCOUNT 3055002045		346,842.340			346,842.34	
	BUY	03/22/2021	247,046.00		247,046.00	
ACCOUNT 3055002036		247,046.000			247,046.00	
	BUY	03/22/2021	2,576.00		2,576.00	
ACCOUNT 3055002250		2,576.000			2,576.00	
	BUY	03/22/2021	4,637.50		4,637.50	
ACCOUNT 3055002250		4,637.500			4,637.50	
	BUY	03/22/2021	368.46		368.46	
ACCOUNT 3055002250		368.460			368.46	
	BUY	03/22/2021	6,883.86		6,883.86	
ACCOUNT 3055002045		6,883.860			6,883.86	
	BUY	03/22/2021	216,619.89		216,619.89	
ACCOUNT 3055002054		216,619.890			216,619.89	
	BUY	03/22/2021	8,050.00		8,050.00	
ACCOUNT 3055002045		8,050.000			8,050.00	
	BUY	03/22/2021	593.71		593.71	
ACCOUNT 3055002045		593.710			593.71	
	SEL	03/23/2021	14,000,000.00		14,000,000.00	
ACCOUNT 3055002036		14,000,000.000			14,000,000.00	
	BUY	03/23/2021	5,078.70		5,078.70	
ACCOUNT 3055002045		5,078.700			5,078.70	
	SEL	03/23/2021	91.98		91.98	
ACCOUNT 3055002250		91.980			91.98	
	SEL	03/23/2021	160.28		160.28	
ACCOUNT 3055002045		160.280			160.28	
	SEL	03/23/2021	288,450.68		288,450.68	
ACCOUNT 3055002054		288,450.680			288,450.68	
	BUY	03/23/2021	137.50		137.50	
ACCOUNT 3055002054		137.500			137.50	
	SEL	03/24/2021	299,773.00		299,773.00	
ACCOUNT 3055002045		299,773.000			299,773.00	

Report Of 5% Transactions

AGGREGATE BY ASSET VALUATION 1,357,630,093.98 THRESHOLD 67,881,504.70

DESCRIPTION	TRAN TYPE	SETTLE DATE / SHARES/UNITS	PURCHASE/SALE COST/PROCEEDS	BROKER COMMISSION/ OTH EXPENSE	COST OF ASSET / PREV ANNL MKT	NET GAIN/LOSS
CUSIP # 20035Y102						
COMERICA SHORT TERM FUND						
	SEL	03/24/2021	267,255.36		267,255.36	
ACCOUNT 3055002054		267,255.360			267,255.36	
	SEL	03/24/2021	399,575.00		399,575.00	
ACCOUNT 3055002054		399,575.000			399,575.00	
	SEL	03/25/2021	60,547.94		60,547.94	
ACCOUNT 3055002054		60,547.940			60,547.94	
	BUY	03/25/2021	164,410.09		164,410.09	
ACCOUNT 3055002045		164,410.090			164,410.09	
	BUY	03/25/2021	14,639.71		14,639.71	
ACCOUNT 3055002045		14,639.710			14,639.71	
	SEL	03/26/2021	64,092.71		64,092.71	
ACCOUNT 3055002054		64,092.710			64,092.71	
	BUY	03/26/2021	26,360.69		26,360.69	
ACCOUNT 3055002045		26,360.690			26,360.69	
	BUY	03/26/2021	11,223.28		11,223.28	
ACCOUNT 3055002250		11,223.280			11,223.28	
	SEL	03/29/2021	345,692.60		345,692.60	
ACCOUNT 3055002250		345,692.600			345,692.60	
	BUY	03/29/2021	1,068,063.54		1,068,063.54	
ACCOUNT 3055002054		1,068,063.540			1,068,063.54	
	SEL	03/29/2021	2,370,208.48		2,370,208.48	
ACCOUNT 3055002045		2,370,208.480			2,370,208.48	
	BUY	03/29/2021	189.96		189.96	
ACCOUNT 3055002045		189.960			189.96	
	BUY	03/29/2021	64,941.46		64,941.46	
ACCOUNT 3055002250		64,941.460			64,941.46	
	BUY	03/30/2021	579,498.00		579,498.00	
ACCOUNT 3055002036		579,498.000			579,498.00	
	BUY	03/30/2021	4,301.19		4,301.19	
ACCOUNT 3055002250		4,301.190			4,301.19	
	SEL	03/30/2021	1,186,987.19		1,186,987.19	
ACCOUNT 3055002045		1,186,987.190			1,186,987.19	
	SEL	03/31/2021	198,739.43		198,739.43	
ACCOUNT 3055002045		198,739.430			198,739.43	
	SEL	03/31/2021	261,058.75		261,058.75	
ACCOUNT 3055002250		261,058.750			261,058.75	
	BUY	03/31/2021	20,000,000.00		20,000,000.00	
ACCOUNT 3055002250		20,000,000.000			20,000,000.00	
	BUY	04/01/2021	2,001.66		2,001.66	
ACCOUNT 3055002036		2,001.660			2,001.66	
	BUY	04/01/2021	0.01		0.01	
ACCOUNT 3055002090		0.010			0.01	
	BUY	04/01/2021	9,230,677.21		9,230,677.21	
ACCOUNT 3055002036		9,230,677.210			9,230,677.21	
	BUY	04/01/2021	145,307.14		145,307.14	
ACCOUNT 3055002250		145,307.140			145,307.14	

Report Of 5% Transactions

AGGREGATE BY ASSET VALUATION 1,357,630,093.98 THRESHOLD 67,881,504.70

DESCRIPTION	TRAN TYPE	SETTLE DATE / SHARES/UNITS	PURCHASE/SALE COST/PROCEEDS	BROKER COMMISSION/ OTH EXPENSE	COST OF ASSET / PREV ANNL MKT	NET GAIN/LOSS
CUSIP # 20035Y102						
COMERICA SHORT TERM FUND						
	BUY	04/01/2021	266,934.02		266,934.02	
ACCOUNT 3055002045		266,934.020			266,934.02	
	BUY	04/01/2021	1,054,950.62		1,054,950.62	
ACCOUNT 3055002054		1,054,950.620			1,054,950.62	
	BUY	04/01/2021	3,315.00		3,315.00	
ACCOUNT 3055002250		3,315.000			3,315.00	
	BUY	04/01/2021	5,757.50		5,757.50	
ACCOUNT 3055002045		5,757.500			5,757.50	
	BUY	04/05/2021	160,798.00		160,798.00	
ACCOUNT 3055002036		160,798.000			160,798.00	
	BUY	04/05/2021	14,350.00		14,350.00	
ACCOUNT 3055002054		14,350.000			14,350.00	
	SEL	04/05/2021	8,574,656.08		8,574,656.08	
ACCOUNT 3055002250		8,574,656.080			8,574,656.08	
	SEL	04/05/2021	2,128,536.08		2,128,536.08	
ACCOUNT 3055002250		2,128,536.080			2,128,536.08	
	BUY	04/06/2021	1,144,918.29		1,144,918.29	
ACCOUNT 3055002054		1,144,918.290			1,144,918.29	
	SEL	04/06/2021	412,154.85		412,154.85	
ACCOUNT 3055002045		412,154.850			412,154.85	
	SEL	04/06/2021	8,309,235.98		8,309,235.98	
ACCOUNT 3055002250		8,309,235.980			8,309,235.98	
	SEL	04/07/2021	334,448.63		334,448.63	
ACCOUNT 3055002250		334,448.630			334,448.63	
	BUY	04/08/2021	1,216,059.75		1,216,059.75	
ACCOUNT 3055002036		1,216,059.750			1,216,059.75	
	SEL	04/12/2021	37,117.99		37,117.99	
ACCOUNT 3055002054		37,117.990			37,117.99	
	BUY	04/12/2021	35,410.10		35,410.10	
ACCOUNT 3055002250		35,410.100			35,410.10	
	BUY	04/12/2021	400,881.25		400,881.25	
ACCOUNT 3055002054		400,881.250			400,881.25	
	BUY	04/13/2021	245,219.55		245,219.55	
ACCOUNT 3055002036		245,219.550			245,219.55	
	SEL	04/14/2021	1,500,000.00		1,500,000.00	
ACCOUNT 3055002036		1,500,000.000			1,500,000.00	
	SEL	04/14/2021	152,301.62		152,301.62	
ACCOUNT 3055002250		152,301.620			152,301.62	
	BUY	04/14/2021	264,346.96		264,346.96	
ACCOUNT 3055002045		264,346.960			264,346.96	
	SEL	04/14/2021	643,029.23		643,029.23	
ACCOUNT 3055002054		643,029.230			643,029.23	
	SEL	04/15/2021	300,372.92		300,372.92	
ACCOUNT 3055002054		300,372.920			300,372.92	
	SEL	04/15/2021	18,072.40		18,072.40	
ACCOUNT 3055002250		18,072.400			18,072.40	

Report Of 5% Transactions

AGGREGATE BY ASSET VALUATION 1,357,630,093.98 THRESHOLD 67,881,504.70

DESCRIPTION	TRAN TYPE	SETTLE DATE / SHARES/UNITS	PURCHASE/SALE COST/PROCEEDS	BROKER COMMISSION/ OTH EXPENSE	COST OF ASSET / PREV ANNL MKT	NET GAIN/LOSS
CUSIP # 20035Y102						
COMERICA SHORT TERM FUND						
	SEL	04/15/2021	100,000.00		100,000.00	
ACCOUNT 3055002250		100,000.000			100,000.00	
	SEL	04/15/2021	196,068.75		196,068.75	
ACCOUNT 3055002045		196,068.750			196,068.75	
	BUY	04/15/2021	19.70		19.70	
ACCOUNT 3055002045		19.700			19.70	
	BUY	04/16/2021	905.27		905.27	
ACCOUNT 3055002250		905.270			905.27	
	BUY	04/16/2021	355,379.27		355,379.27	
ACCOUNT 3055002045		355,379.270			355,379.27	
	BUY	04/16/2021	6,071.26		6,071.26	
ACCOUNT 3055002045		6,071.260			6,071.26	
	BUY	04/19/2021	342,293.76		342,293.76	
ACCOUNT 3055002036		342,293.760			342,293.76	
	BUY	04/19/2021	1,404.00		1,404.00	
ACCOUNT 3055002250		1,404.000			1,404.00	
	BUY	04/19/2021	819.68		819.68	
ACCOUNT 3055002250		819.680			819.68	
	SEL	04/19/2021	14,553.01		14,553.01	
ACCOUNT 3055002045		14,553.010			14,553.01	
	BUY	04/19/2021	1,522.94		1,522.94	
ACCOUNT 3055002045		1,522.940			1,522.94	
	BUY	04/19/2021	4,854.33		4,854.33	
ACCOUNT 3055002045		4,854.330			4,854.33	
	BUY	04/20/2021	1,863.33		1,863.33	
ACCOUNT 3055002250		1,863.330			1,863.33	
	SEL	04/20/2021	222,674.82		222,674.82	
ACCOUNT 3055002054		222,674.820			222,674.82	
	BUY	04/20/2021	4,905.34		4,905.34	
ACCOUNT 3055002045		4,905.340			4,905.34	
	BUY	04/20/2021	10,659.79		10,659.79	
ACCOUNT 3055002045		10,659.790			10,659.79	
	BUY	04/20/2021	10,860.59		10,860.59	
ACCOUNT 3055002045		10,860.590			10,860.59	
	SEL	04/21/2021	14,300,000.00		14,300,000.00	
ACCOUNT 3055002036		14,300,000.000			14,300,000.00	
	SEL	04/21/2021	264,971.91		264,971.91	
ACCOUNT 3055002045		264,971.910			264,971.91	
	SEL	04/21/2021	312,725.12		312,725.12	
ACCOUNT 3055002054		312,725.120			312,725.12	
	SEL	04/21/2021	41,188.23		41,188.23	
ACCOUNT 3055002045		41,188.230			41,188.23	
	SEL	04/21/2021	388,949.18		388,949.18	
ACCOUNT 3055002250		388,949.180			388,949.18	
	SEL	04/22/2021	213,291.05		213,291.05	
ACCOUNT 3055002045		213,291.050			213,291.05	

Report Of 5% Transactions

AGGREGATE BY ASSET VALUATION 1,357,630,093.98 THRESHOLD 67,881,504.70

DESCRIPTION	TRAN TYPE	SETTLE DATE / SHARES/UNITS	PURCHASE/SALE COST/PROCEEDS	BROKER COMMISSION/ OTH EXPENSE	COST OF ASSET / PREV ANNL MKT	NET GAIN/LOSS
CUSIP # 20035Y102						
COMERICA SHORT TERM FUND						
	SEL	04/22/2021	334,993.69		334,993.69	
ACCOUNT 3055002054		334,993.690			334,993.69	
	SEL	04/22/2021	153,920.23		153,920.23	
ACCOUNT 3055002250		153,920.230			153,920.23	
	BUY	04/22/2021	492,001.97		492,001.97	
ACCOUNT 3055002045		492,001.970			492,001.97	
	SEL	04/23/2021	583,876.08		583,876.08	
ACCOUNT 3055002054		583,876.080			583,876.08	
	BUY	04/23/2021	800,092.13		800,092.13	
ACCOUNT 3055002045		800,092.130			800,092.13	
	BUY	04/23/2021	1,646,984.28		1,646,984.28	
ACCOUNT 3055002250		1,646,984.280			1,646,984.28	
	SEL	04/26/2021	167,625.00		167,625.00	
ACCOUNT 3055002054		167,625.000			167,625.00	
	SEL	04/26/2021	1,494,507.84		1,494,507.84	
ACCOUNT 3055002250		1,494,507.840			1,494,507.84	
	BUY	04/26/2021	148,027.57		148,027.57	
ACCOUNT 3055002250		148,027.570			148,027.57	
	SEL	04/26/2021	432,226.64		432,226.64	
ACCOUNT 3055002045		432,226.640			432,226.64	
	BUY	04/26/2021	323.47		323.47	
ACCOUNT 3055002045		323.470			323.47	
	BUY	04/26/2021	66,436.78		66,436.78	
ACCOUNT 3055002045		66,436.780			66,436.78	
	BUY	04/27/2021	621,273.35		621,273.35	
ACCOUNT 3055002045		621,273.350			621,273.35	
	SEL	04/27/2021	42,895.17		42,895.17	
ACCOUNT 3055002250		42,895.170			42,895.17	
	BUY	04/27/2021	20,525.50		20,525.50	
ACCOUNT 3055002250		20,525.500			20,525.50	
	BUY	04/27/2021	37,334.26		37,334.26	
ACCOUNT 3055002045		37,334.260			37,334.26	
	SEL	04/28/2021	249,975.00		249,975.00	
ACCOUNT 3055002250		249,975.000			249,975.00	
	SEL	04/28/2021	21,113.47		21,113.47	
ACCOUNT 3055002054		21,113.470			21,113.47	
	SEL	04/28/2021	1,511.26		1,511.26	
ACCOUNT 3055002054		1,511.260			1,511.26	
	SEL	04/28/2021	715,702.32		715,702.32	
ACCOUNT 3055002045		715,702.320			715,702.32	
	BUY	04/28/2021	2.36		2.36	
ACCOUNT 3055002250		2.360			2.36	
	SEL	04/28/2021	2,636.05		2,636.05	
ACCOUNT 3055002045		2,636.050			2,636.05	
	SEL	04/28/2021	19,606.10		19,606.10	
ACCOUNT 3055002036		19,606.100			19,606.10	

Report Of 5% Transactions

AGGREGATE BY ASSET VALUATION 1,357,630,093.98 THRESHOLD 67,881,504.70

DESCRIPTION	TRAN TYPE	SETTLE DATE / SHARES/UNITS	PURCHASE/SALE COST/PROCEEDS	BROKER COMMISSION/ OTH EXPENSE	COST OF ASSET / PREV ANNL MKT	NET GAIN/LOSS
CUSIP # 20035Y102						
COMERICA SHORT TERM FUND						
	SEL	04/28/2021	120,436.81		120,436.81	
ACCOUNT 3055002045		120,436.810			120,436.81	
	BUY	04/29/2021	5,229.00		5,229.00	
ACCOUNT 3055002250		5,229.000			5,229.00	
	SEL	04/29/2021	47,511.25		47,511.25	
ACCOUNT 3055002054		47,511.250			47,511.25	
	SEL	04/29/2021	84,625.74		84,625.74	
ACCOUNT 3055002045		84,625.740			84,625.74	
	SEL	04/29/2021	139,665.88		139,665.88	
ACCOUNT 3055002250		139,665.880			139,665.88	
	BUY	04/30/2021	4,020.00		4,020.00	
ACCOUNT 3055002045		4,020.000			4,020.00	
	BUY	04/30/2021	2,310.00		2,310.00	
ACCOUNT 3055002250		2,310.000			2,310.00	
	SEL	04/30/2021	124,796.74		124,796.74	
ACCOUNT 3055002054		124,796.740			124,796.74	
	BUY	04/30/2021	2,835.00		2,835.00	
ACCOUNT 3055002054		2,835.000			2,835.00	
	BUY	04/30/2021	9,420.48		9,420.48	
ACCOUNT 3055002045		9,420.480			9,420.48	
	BUY	04/30/2021	8,680.55		8,680.55	
ACCOUNT 3055002250		8,680.550			8,680.55	
	BUY	05/03/2021	1,602.62		1,602.62	
ACCOUNT 3055002036		1,602.620			1,602.62	
	BUY	05/03/2021	5,745.67		5,745.67	
ACCOUNT 3055002250		5,745.670			5,745.67	
	BUY	05/03/2021	11,388,056.76		11,388,056.76	
ACCOUNT 3055002036		11,388,056.760			11,388,056.76	
	BUY	05/03/2021	72,910.85		72,910.85	
ACCOUNT 3055002054		72,910.850			72,910.85	
	BUY	05/03/2021	169,017.33		169,017.33	
ACCOUNT 3055002250		169,017.330			169,017.33	
	SEL	05/03/2021	207,197.57		207,197.57	
ACCOUNT 3055002045		207,197.570			207,197.57	
	BUY	05/03/2021	100,605.56		100,605.56	
ACCOUNT 3055002045		100,605.560			100,605.56	
	BUY	05/04/2021	843.75		843.75	
ACCOUNT 3055002054		843.750			843.75	
	BUY	05/04/2021	603,688.89		603,688.89	
ACCOUNT 3055002045		603,688.890			603,688.89	
	BUY	05/04/2021	407,499.26		407,499.26	
ACCOUNT 3055002250		407,499.260			407,499.26	
	BUY	05/04/2021	369,331.22		369,331.22	
ACCOUNT 3055002045		369,331.220			369,331.22	
	BUY	05/05/2021	20,000,000.00		20,000,000.00	
ACCOUNT 3055002036		20,000,000.000			20,000,000.00	

Report Of 5% Transactions

AGGREGATE BY ASSET VALUATION 1,357,630,093.98 THRESHOLD 67,881,504.70

DESCRIPTION	TRAN TYPE	SETTLE DATE / SHARES/UNITS	PURCHASE/SALE COST/PROCEEDS	BROKER COMMISSION/ OTH EXPENSE	COST OF ASSET / PREV ANNL MKT	NET GAIN/LOSS
CUSIP # 20035Y102						
COMERICA SHORT TERM FUND						
	SEL	05/05/2021	263,965.61		263,965.61	
ACCOUNT 3055002045		263,965.610			263,965.61	
	SEL	05/05/2021	424,440.16		424,440.16	
ACCOUNT 3055002250		424,440.160			424,440.16	
	SEL	05/05/2021	64,590.67		64,590.67	
ACCOUNT 3055002250		64,590.670			64,590.67	
	BUY	05/05/2021	64,590.67		64,590.67	
ACCOUNT 3055002250		64,590.670			64,590.67	
	SEL	05/06/2021	15,962.71		15,962.71	
ACCOUNT 3055002054		15,962.710			15,962.71	
	SEL	05/06/2021	555,956.42		555,956.42	
ACCOUNT 3055002250		555,956.420			555,956.42	
	BUY	05/06/2021	696,418.01		696,418.01	
ACCOUNT 3055002045		696,418.010			696,418.01	
	SEL	05/07/2021	236,278.12		236,278.12	
ACCOUNT 3055002054		236,278.120			236,278.12	
	BUY	05/07/2021	1,651,138.95		1,651,138.95	
ACCOUNT 3055002250		1,651,138.950			1,651,138.95	
	SEL	05/07/2021	1,281,036.35		1,281,036.35	
ACCOUNT 3055002250		1,281,036.350			1,281,036.35	
	SEL	05/10/2021	50,476.56		50,476.56	
ACCOUNT 3055002054		50,476.560			50,476.56	
	BUY	05/10/2021	5,772.00		5,772.00	
ACCOUNT 3055002250		5,772.000			5,772.00	
	SEL	05/11/2021	106,619.44		106,619.44	
ACCOUNT 3055002054		106,619.440			106,619.44	
	SEL	05/11/2021	280,524.97		280,524.97	
ACCOUNT 3055002250		280,524.970			280,524.97	
	SEL	05/11/2021	374,227.47		374,227.47	
ACCOUNT 3055002045		374,227.470			374,227.47	
	BUY	05/11/2021	7,829.70		7,829.70	
ACCOUNT 3055002045		7,829.700			7,829.70	
	SEL	05/11/2021	16.48		16.48	
ACCOUNT 3055002250		16.480			16.48	
	SEL	05/12/2021	370,024.27		370,024.27	
ACCOUNT 3055002045		370,024.270			370,024.27	
	SEL	05/12/2021	120,796.72		120,796.72	
ACCOUNT 3055002054		120,796.720			120,796.72	
	BUY	05/12/2021	328,965.87		328,965.87	
ACCOUNT 3055002250		328,965.870			328,965.87	
	BUY	05/13/2021	245,219.55		245,219.55	
ACCOUNT 3055002036		245,219.550			245,219.55	
	BUY	05/13/2021	44,243.20		44,243.20	
ACCOUNT 3055002045		44,243.200			44,243.20	
	BUY	05/13/2021	105,668.25		105,668.25	
ACCOUNT 3055002250		105,668.250			105,668.25	

Report Of 5% Transactions

AGGREGATE BY ASSET VALUATION 1,357,630,093.98 THRESHOLD 67,881,504.70

DESCRIPTION	TRAN TYPE	SETTLE DATE / SHARES/UNITS	PURCHASE/SALE COST/PROCEEDS	BROKER COMMISSION/ OTH EXPENSE	COST OF ASSET / PREV ANNL MKT	NET GAIN/LOSS
CUSIP # 20035Y102						
COMERICA SHORT TERM FUND						
	BUY	05/13/2021	38,310.99		38,310.99	
ACCOUNT 3055002250		38,310.990			38,310.99	
	SEL	05/14/2021	752,159.61		752,159.61	
ACCOUNT 3055002250		752,159.610			752,159.61	
	SEL	05/14/2021	177,076.31		177,076.31	
ACCOUNT 3055002045		177,076.310			177,076.31	
	BUY	05/14/2021	163,039.76		163,039.76	
ACCOUNT 3055002045		163,039.760			163,039.76	
	BUY	05/17/2021	176,232.71		176,232.71	
ACCOUNT 3055002054		176,232.710			176,232.71	
	BUY	05/17/2021	375,370.40		375,370.40	
ACCOUNT 3055002250		375,370.400			375,370.40	
	BUY	05/17/2021	459.34		459.34	
ACCOUNT 3055002250		459.340			459.34	
	BUY	05/17/2021	245,046.59		245,046.59	
ACCOUNT 3055002045		245,046.590			245,046.59	
	BUY	05/17/2021	446.77		446.77	
ACCOUNT 3055002045		446.770			446.77	
	SEL	05/18/2021	240,128.44		240,128.44	
ACCOUNT 3055002054		240,128.440			240,128.44	
	SEL	05/18/2021	207,622.28		207,622.28	
ACCOUNT 3055002045		207,622.280			207,622.28	
	BUY	05/18/2021	773,676.75		773,676.75	
ACCOUNT 3055002250		773,676.750			773,676.75	
	BUY	05/18/2021	1,939.11		1,939.11	
ACCOUNT 3055002045		1,939.110			1,939.11	
	SEL	05/18/2021	278,205.05		278,205.05	
ACCOUNT 3055002250		278,205.050			278,205.05	
	SEL	05/18/2021	4.58		4.58	
ACCOUNT 3055002250		4.580			4.58	
	BUY	05/18/2021	25,617.97		25,617.97	
ACCOUNT 3055002045		25,617.970			25,617.97	
	BUY	05/19/2021	594,196.50		594,196.50	
ACCOUNT 3055002250		594,196.500			594,196.50	
	BUY	05/19/2021	486,441.03		486,441.03	
ACCOUNT 3055002045		486,441.030			486,441.03	
	BUY	05/19/2021	819.68		819.68	
ACCOUNT 3055002250		819.680			819.68	
	BUY	05/19/2021	4,465.00		4,465.00	
ACCOUNT 3055002250		4,465.000			4,465.00	
	BUY	05/19/2021	36,646.13		36,646.13	
ACCOUNT 3055002045		36,646.130			36,646.13	
	BUY	05/19/2021	5,734.00		5,734.00	
ACCOUNT 3055002045		5,734.000			5,734.00	
	BUY	05/20/2021	100,521.91		100,521.91	
ACCOUNT 3055002250		100,521.910			100,521.91	

Report Of 5% Transactions

AGGREGATE BY ASSET VALUATION 1,357,630,093.98 THRESHOLD 67,881,504.70

DESCRIPTION	TRAN TYPE	SETTLE DATE / SHARES/UNITS	PURCHASE/SALE COST/PROCEEDS	BROKER COMMISSION/ OTH EXPENSE	COST OF ASSET / PREV ANNL MKT	NET GAIN/LOSS
CUSIP # 20035Y102						
COMERICA SHORT TERM FUND						
	BUY	05/20/2021	1,833.45		1,833.45	
ACCOUNT 3055002045		1,833.450			1,833.45	
	SEL	05/20/2021	113,226.46		113,226.46	
ACCOUNT 3055002054		113,226.460			113,226.46	
	BUY	05/20/2021	95,449.55		95,449.55	
ACCOUNT 3055002045		95,449.550			95,449.55	
	SEL	05/21/2021	3,450,519.00		3,450,519.00	
ACCOUNT 3055002036		3,450,519.000			3,450,519.00	
	SEL	05/24/2021	13,700,000.00		13,700,000.00	
ACCOUNT 3055002036		13,700,000.000			13,700,000.00	
	BUY	05/24/2021	1,878.23		1,878.23	
ACCOUNT 3055002054		1,878.230			1,878.23	
	BUY	05/24/2021	13,381.46		13,381.46	
ACCOUNT 3055002250		13,381.460			13,381.46	
	BUY	05/24/2021	180,423.49		180,423.49	
ACCOUNT 3055002045		180,423.490			180,423.49	
	BUY	05/24/2021	60,119.85		60,119.85	
ACCOUNT 3055002045		60,119.850			60,119.85	
	BUY	05/25/2021	87,535.25		87,535.25	
ACCOUNT 3055002054		87,535.250			87,535.25	
	BUY	05/25/2021	1,078,454.79		1,078,454.79	
ACCOUNT 3055002250		1,078,454.790			1,078,454.79	
	BUY	05/25/2021	36,752.21		36,752.21	
ACCOUNT 3055002250		36,752.210			36,752.21	
	BUY	05/25/2021	36,656.69		36,656.69	
ACCOUNT 3055002250		36,656.690			36,656.69	
	SEL	05/25/2021	107,675.80		107,675.80	
ACCOUNT 3055002045		107,675.800			107,675.80	
	BUY	05/25/2021	29,032.32		29,032.32	
ACCOUNT 3055002045		29,032.320			29,032.32	
	SEL	05/26/2021	255,330.50		255,330.50	
ACCOUNT 3055002045		255,330.500			255,330.50	
	SEL	05/26/2021	1,795,020.35		1,795,020.35	
ACCOUNT 3055002250		1,795,020.350			1,795,020.35	
	BUY	05/26/2021	39,663.26		39,663.26	
ACCOUNT 3055002250		39,663.260			39,663.26	
	BUY	05/26/2021	204.85		204.85	
ACCOUNT 3055002250		204.850			204.85	
	BUY	05/26/2021	39,284.89		39,284.89	
ACCOUNT 3055002045		39,284.890			39,284.89	
	SEL	05/27/2021	212,047.60		212,047.60	
ACCOUNT 3055002045		212,047.600			212,047.60	
	SEL	05/27/2021	551,074.30		551,074.30	
ACCOUNT 3055002250		551,074.300			551,074.30	
	SEL	05/27/2021	16,986.25		16,986.25	
ACCOUNT 3055002054		16,986.250			16,986.25	

Report Of 5% Transactions

AGGREGATE BY ASSET VALUATION 1,357,630,093.98 THRESHOLD 67,881,504.70

DESCRIPTION	TRAN TYPE	SETTLE DATE / SHARES/UNITS	PURCHASE/SALE COST/PROCEEDS	BROKER COMMISSION/ OTH EXPENSE	COST OF ASSET / PREV ANNL MKT	NET GAIN/LOSS
CUSIP # 20035Y102						
COMERICA SHORT TERM FUND						
	SEL	05/28/2021	284,460.89		284,460.89	
ACCOUNT 3055002036		284,460.890			284,460.89	
	BUY	05/28/2021	333,068.05		333,068.05	
ACCOUNT 3055002250		333,068.050			333,068.05	
	BUY	05/28/2021	3,288,319.01		3,288,319.01	
ACCOUNT 3055002036		3,288,319.010			3,288,319.01	
	SEL	05/28/2021	64,202.50		64,202.50	
ACCOUNT 3055002054		64,202.500			64,202.50	
	BUY	06/01/2021	1,745.59		1,745.59	
ACCOUNT 3055002036		1,745.590			1,745.59	
	BUY	06/01/2021	0.01		0.01	
ACCOUNT 3055002090		0.010			0.01	
	BUY	06/01/2021	10,380,637.04		10,380,637.04	
ACCOUNT 3055002036		10,380,637.040			10,380,637.04	
	BUY	06/01/2021	351.48		351.48	
ACCOUNT 3055002054		351.480			351.48	
	SEL	06/01/2021	627,309.45		627,309.45	
ACCOUNT 3055002045		627,309.450			627,309.45	
	SEL	06/01/2021	607,907.59		607,907.59	
ACCOUNT 3055002250		607,907.590			607,907.59	
	BUY	06/01/2021	565,898.12		565,898.12	
ACCOUNT 3055002250		565,898.120			565,898.12	
	SEL	06/02/2021	80,326.47		80,326.47	
ACCOUNT 3055002045		80,326.470			80,326.47	
	SEL	06/02/2021	154,289.75		154,289.75	
ACCOUNT 3055002250		154,289.750			154,289.75	
	BUY	06/02/2021	534.06		534.06	
ACCOUNT 3055002250		534.060			534.06	
	BUY	06/03/2021	2,357.11		2,357.11	
ACCOUNT 3055002250		2,357.110			2,357.11	
	BUY	06/04/2021	6,437.00		6,437.00	
ACCOUNT 3055002045		6,437.000			6,437.00	
	BUY	06/04/2021	3,690.00		3,690.00	
ACCOUNT 3055002250		3,690.000			3,690.00	
	SEL	06/07/2021	405,410.66		405,410.66	
ACCOUNT 3055002250		405,410.660			405,410.66	
	BUY	06/08/2021	3,563.72		3,563.72	
ACCOUNT 3055002250		3,563.720			3,563.72	
	BUY	06/08/2021	108,811.91		108,811.91	
ACCOUNT 3055002045		108,811.910			108,811.91	
	BUY	06/08/2021	94,531.23		94,531.23	
ACCOUNT 3055002250		94,531.230			94,531.23	
	BUY	06/08/2021	40,416.22		40,416.22	
ACCOUNT 3055002045		40,416.220			40,416.22	
	BUY	06/09/2021	61,735.67		61,735.67	
ACCOUNT 3055002045		61,735.670			61,735.67	

Report Of 5% Transactions

AGGREGATE BY ASSET VALUATION 1,357,630,093.98 THRESHOLD 67,881,504.70

DESCRIPTION	TRAN TYPE	SETTLE DATE / SHARES/UNITS	PURCHASE/SALE COST/PROCEEDS	BROKER COMMISSION/ OTH EXPENSE	COST OF ASSET / PREV ANNL MKT	NET GAIN/LOSS
CUSIP # 20035Y102						
COMERICA SHORT TERM FUND						
	BUY	06/09/2021	550,829.71		550,829.71	
ACCOUNT 3055002250		550,829.710			550,829.71	
	SEL	06/09/2021	22,210.63		22,210.63	
ACCOUNT 3055002054		22,210.630			22,210.63	
	SEL	06/10/2021	310,362.77		310,362.77	
ACCOUNT 3055002250		310,362.770			310,362.77	
	SEL	06/10/2021	443,773.83		443,773.83	
ACCOUNT 3055002045		443,773.830			443,773.83	
	SEL	06/10/2021	46,576.55		46,576.55	
ACCOUNT 3055002054		46,576.550			46,576.55	
	SEL	06/11/2021	280,289.57		280,289.57	
ACCOUNT 3055002045		280,289.570			280,289.57	
	SEL	06/11/2021	43,735.28		43,735.28	
ACCOUNT 3055002054		43,735.280			43,735.28	
	SEL	06/11/2021	53,700.62		53,700.62	
ACCOUNT 3055002250		53,700.620			53,700.62	
	BUY	06/14/2021	365,450.00		365,450.00	
ACCOUNT 3055002036		365,450.000			365,450.00	
	BUY	06/14/2021	110,176.27		110,176.27	
ACCOUNT 3055002250		110,176.270			110,176.27	
	BUY	06/14/2021	56,203.27		56,203.27	
ACCOUNT 3055002054		56,203.270			56,203.27	
	BUY	06/14/2021	74,162.14		74,162.14	
ACCOUNT 3055002250		74,162.140			74,162.14	
	BUY	06/15/2021	245,219.55		245,219.55	
ACCOUNT 3055002036		245,219.550			245,219.55	
	BUY	06/15/2021	133,064.59		133,064.59	
ACCOUNT 3055002054		133,064.590			133,064.59	
	BUY	06/15/2021	303,292.01		303,292.01	
ACCOUNT 3055002250		303,292.010			303,292.01	
	BUY	06/15/2021	115,833.99		115,833.99	
ACCOUNT 3055002250		115,833.990			115,833.99	
	BUY	06/15/2021	448,125.42		448,125.42	
ACCOUNT 3055002045		448,125.420			448,125.42	
	BUY	06/15/2021	9,629.79		9,629.79	
ACCOUNT 3055002045		9,629.790			9,629.79	
	BUY	06/16/2021	6,091.61		6,091.61	
ACCOUNT 3055002250		6,091.610			6,091.61	
	BUY	06/16/2021	401,679.88		401,679.88	
ACCOUNT 3055002045		401,679.880			401,679.88	
	BUY	06/16/2021	968.76		968.76	
ACCOUNT 3055002250		968.760			968.76	
	SEL	06/17/2021	504,630.85		504,630.85	
ACCOUNT 3055002045		504,630.850			504,630.85	
	BUY	06/17/2021	127.13		127.13	
ACCOUNT 3055002250		127.130			127.13	

Report Of 5% Transactions

AGGREGATE BY ASSET VALUATION 1,357,630,093.98 THRESHOLD 67,881,504.70

DESCRIPTION	TRAN TYPE	SETTLE DATE / SHARES/UNITS	PURCHASE/SALE COST/PROCEEDS	BROKER COMMISSION/ OTH EXPENSE	COST OF ASSET / PREV ANNL MKT	NET GAIN/LOSS
CUSIP # 20035Y102						
COMERICA SHORT TERM FUND						
	BUY	06/17/2021	1,435.00		1,435.00	
ACCOUNT 3055002250		1,435.000			1,435.00	
	BUY	06/17/2021	23,426.36		23,426.36	
ACCOUNT 3055002045		23,426.360			23,426.36	
	BUY	06/17/2021	10,435.31		10,435.31	
ACCOUNT 3055002045		10,435.310			10,435.31	
	SEL	06/18/2021	13,700,000.00		13,700,000.00	
ACCOUNT 3055002036		13,700,000.000			13,700,000.00	
	SEL	06/18/2021	226,401.72		226,401.72	
ACCOUNT 3055002054		226,401.720			226,401.72	
	BUY	06/18/2021	176,109.30		176,109.30	
ACCOUNT 3055002250		176,109.300			176,109.30	
	BUY	06/18/2021	484,914.39		484,914.39	
ACCOUNT 3055002045		484,914.390			484,914.39	
	BUY	06/18/2021	2,512.97		2,512.97	
ACCOUNT 3055002250		2,512.970			2,512.97	
	BUY	06/18/2021	3,027.03		3,027.03	
ACCOUNT 3055002045		3,027.030			3,027.03	
	BUY	06/21/2021	869,842.00		869,842.00	
ACCOUNT 3055002036		869,842.000			869,842.00	
	BUY	06/21/2021	7,386.60		7,386.60	
ACCOUNT 3055002250		7,386.600			7,386.60	
	BUY	06/21/2021	327,199.17		327,199.17	
ACCOUNT 3055002054		327,199.170			327,199.17	
	BUY	06/21/2021	343.33		343.33	
ACCOUNT 3055002250		343.330			343.33	
	BUY	06/21/2021	83,013.39		83,013.39	
ACCOUNT 3055002045		83,013.390			83,013.39	
	BUY	06/21/2021	549.33		549.33	
ACCOUNT 3055002045		549.330			549.33	
	SEL	06/22/2021	603,752.00		603,752.00	
ACCOUNT 3055002045		603,752.000			603,752.00	
	SEL	06/22/2021	27,900.75		27,900.75	
ACCOUNT 3055002250		27,900.750			27,900.75	
	SEL	06/22/2021	4,188.60		4,188.60	
ACCOUNT 3055002045		4,188.600			4,188.60	
	SEL	06/22/2021	2,398.60		2,398.60	
ACCOUNT 3055002250		2,398.600			2,398.60	
	BUY	06/23/2021	292,939.00		292,939.00	
ACCOUNT 3055002036		292,939.000			292,939.00	
	SEL	06/23/2021	327,031.25		327,031.25	
ACCOUNT 3055002045		327,031.250			327,031.25	
	BUY	06/23/2021	399,966.80		399,966.80	
ACCOUNT 3055002250		399,966.800			399,966.80	
	SEL	06/23/2021	2,760.64		2,760.64	
ACCOUNT 3055002250		2,760.640			2,760.64	

Report Of 5% Transactions

AGGREGATE BY ASSET VALUATION 1,357,630,093.98 THRESHOLD 67,881,504.70

DESCRIPTION	TRAN TYPE	SETTLE DATE / SHARES/UNITS	PURCHASE/SALE COST/PROCEEDS	BROKER COMMISSION/ OTH EXPENSE	COST OF ASSET / PREV ANNL MKT	NET GAIN/LOSS
CUSIP # 20035Y102						
COMERICA SHORT TERM FUND						
	SEL	06/24/2021	495,129.92		495,129.92	
ACCOUNT 3055002250		495,129.920			495,129.92	
	BUY	06/24/2021	85,687.00		85,687.00	
ACCOUNT 3055002045		85,687.000			85,687.00	
	BUY	06/24/2021	59,215.83		59,215.83	
ACCOUNT 3055002054		59,215.830			59,215.83	
	SEL	06/25/2021	206,669.53		206,669.53	
ACCOUNT 3055002054		206,669.530			206,669.53	
	SEL	06/25/2021	738,034.25		738,034.25	
ACCOUNT 3055002250		738,034.250			738,034.25	
	BUY	06/25/2021	38,067.72		38,067.72	
ACCOUNT 3055002250		38,067.720			38,067.72	
	SEL	06/25/2021	153,340.28		153,340.28	
ACCOUNT 3055002045		153,340.280			153,340.28	
	BUY	06/25/2021	44,399.88		44,399.88	
ACCOUNT 3055002045		44,399.880			44,399.88	
	SEL	06/28/2021	139,685.00		139,685.00	
ACCOUNT 3055002054		139,685.000			139,685.00	
	BUY	06/28/2021	487,784.96		487,784.96	
ACCOUNT 3055002045		487,784.960			487,784.96	
	BUY	06/28/2021	59,605.00		59,605.00	
ACCOUNT 3055002250		59,605.000			59,605.00	
	BUY	06/28/2021	18,804.85		18,804.85	
ACCOUNT 3055002045		18,804.850			18,804.85	
	SEL	06/28/2021	98,803.14		98,803.14	
ACCOUNT 3055002045		98,803.140			98,803.14	
	BUY	06/29/2021	641,686.00		641,686.00	
ACCOUNT 3055002036		641,686.000			641,686.00	
	SEL	06/29/2021	428,148.80		428,148.80	
ACCOUNT 3055002045		428,148.800			428,148.80	
	SEL	06/30/2021	271,425.96		271,425.96	
ACCOUNT 3055002045		271,425.960			271,425.96	
	SEL	06/30/2021	33,388.39		33,388.39	
ACCOUNT 3055002250		33,388.390			33,388.39	
	BUY	06/30/2021	12,658.91		12,658.91	
ACCOUNT 3055002250		12,658.910			12,658.91	
	BUY	06/30/2021	13,294.61		13,294.61	
ACCOUNT 3055002045		13,294.610			13,294.61	
	BUY	06/30/2021	8,798.31		8,798.31	
ACCOUNT 3055002045		8,798.310			8,798.31	
	BUY	07/01/2021	1,577.11		1,577.11	
ACCOUNT 3055002036		1,577.110			1,577.11	
	BUY	07/01/2021	13.81		13.81	
ACCOUNT 3055002054		13.810			13.81	
	BUY	07/01/2021	14,631.75		14,631.75	
ACCOUNT 3055002045		14,631.750			14,631.75	

Report Of 5% Transactions

AGGREGATE BY ASSET VALUATION 1,357,630,093.98 THRESHOLD 67,881,504.70

DESCRIPTION	TRAN TYPE	SETTLE DATE / SHARES/UNITS	PURCHASE/SALE COST/PROCEEDS	BROKER COMMISSION/ OTH EXPENSE	COST OF ASSET / PREV ANNL MKT	NET GAIN/LOSS
CUSIP # 20035Y102						
COMERICA SHORT TERM FUND						
	BUY	07/01/2021	10,551,619.31		10,551,619.31	
ACCOUNT 3055002036		10,551,619.310			10,551,619.31	
	BUY	07/01/2021	16,443.79		16,443.79	
ACCOUNT 3055002250		16,443.790			16,443.79	
	SEL	07/02/2021	4,163.42		4,163.42	
ACCOUNT 3055002250		4,163.420			4,163.42	
	BUY	07/07/2021	3,777.30		3,777.30	
ACCOUNT 3055002054		3,777.300			3,777.30	
	BUY	07/09/2021	3,226,777.66		3,226,777.66	
ACCOUNT 3055002036		3,226,777.660			3,226,777.66	
	SEL	07/09/2021	3,459.62		3,459.62	
ACCOUNT 3055002045		3,459.620			3,459.62	
	BUY	07/09/2021	142,177.78		142,177.78	
ACCOUNT 3055002250		142,177.780			142,177.78	
	BUY	07/09/2021	6,491.12		6,491.12	
ACCOUNT 3055002045		6,491.120			6,491.12	
	BUY	07/09/2021	3,284.98		3,284.98	
ACCOUNT 3055002250		3,284.980			3,284.98	
	SEL	07/12/2021	145,000.00		145,000.00	
ACCOUNT 3055002045		145,000.000			145,000.00	
	BUY	07/12/2021	891.23		891.23	
ACCOUNT 3055002045		891.230			891.23	
	BUY	07/12/2021	40,112.51		40,112.51	
ACCOUNT 3055002250		40,112.510			40,112.51	
	SEL	07/13/2021	290,554.24		290,554.24	
ACCOUNT 3055002045		290,554.240			290,554.24	
	SEL	07/13/2021	496.55		496.55	
ACCOUNT 3055002045		496.550			496.55	
	BUY	07/13/2021	1,661.84		1,661.84	
ACCOUNT 3055002045		1,661.840			1,661.84	
	SEL	07/14/2021	378,587.84		378,587.84	
ACCOUNT 3055002250		378,587.840			378,587.84	
	BUY	07/14/2021	2.11		2.11	
ACCOUNT 3055002045		2.110			2.11	
	BUY	07/14/2021	21.61		21.61	
ACCOUNT 3055002250		21.610			21.61	
	SEL	07/14/2021	2.33		2.33	
ACCOUNT 3055002250		2.330			2.33	
	BUY	07/15/2021	117,592.52		117,592.52	
ACCOUNT 3055002054		117,592.520			117,592.52	
	BUY	07/15/2021	804,288.96		804,288.96	
ACCOUNT 3055002250		804,288.960			804,288.96	
	BUY	07/15/2021	3,129.89		3,129.89	
ACCOUNT 3055002250		3,129.890			3,129.89	
	BUY	07/15/2021	108,244.73		108,244.73	
ACCOUNT 3055002045		108,244.730			108,244.73	

Report Of 5% Transactions

AGGREGATE BY ASSET VALUATION 1,357,630,093.98 THRESHOLD 67,881,504.70

DESCRIPTION	TRAN TYPE	SETTLE DATE / SHARES/UNITS	PURCHASE/SALE COST/PROCEEDS	BROKER COMMISSION/ OTH EXPENSE	COST OF ASSET / PREV ANNL MKT	NET GAIN/LOSS
CUSIP # 20035Y102						
COMERICA SHORT TERM FUND						
	BUY	07/15/2021	440.54		440.54	
ACCOUNT 3055002045		440.540			440.54	
	BUY	07/16/2021	227.46		227.46	
ACCOUNT 3055002045		227.460			227.46	
	SEL	07/16/2021	124,329.38		124,329.38	
ACCOUNT 3055002054		124,329.380			124,329.38	
	SEL	07/16/2021	154,186.92		154,186.92	
ACCOUNT 3055002054		154,186.920			154,186.92	
	SEL	07/16/2021	496,161.84		496,161.84	
ACCOUNT 3055002250		496,161.840			496,161.84	
	BUY	07/16/2021	1,008.77		1,008.77	
ACCOUNT 3055002250		1,008.770			1,008.77	
	BUY	07/16/2021	24,633.41		24,633.41	
ACCOUNT 3055002045		24,633.410			24,633.41	
	BUY	07/19/2021	47,895.28		47,895.28	
ACCOUNT 3055002045		47,895.280			47,895.28	
	BUY	07/19/2021	1,629.96		1,629.96	
ACCOUNT 3055002250		1,629.960			1,629.96	
	BUY	07/19/2021	819.68		819.68	
ACCOUNT 3055002250		819.680			819.68	
	BUY	07/19/2021	11,002.96		11,002.96	
ACCOUNT 3055002045		11,002.960			11,002.96	
	BUY	07/20/2021	143,386.20		143,386.20	
ACCOUNT 3055002250		143,386.200			143,386.20	
	BUY	07/20/2021	9,010.72		9,010.72	
ACCOUNT 3055002045		9,010.720			9,010.72	
	BUY	07/20/2021	1,863.33		1,863.33	
ACCOUNT 3055002250		1,863.330			1,863.33	
	BUY	07/20/2021	8,325.02		8,325.02	
ACCOUNT 3055002045		8,325.020			8,325.02	
	SEL	07/21/2021	14,000,000.00		14,000,000.00	
ACCOUNT 3055002036		14,000,000.000			14,000,000.00	
	BUY	07/21/2021	917,924.02		917,924.02	
ACCOUNT 3055002045		917,924.020			917,924.02	
	BUY	07/21/2021	5,201.61		5,201.61	
ACCOUNT 3055002045		5,201.610			5,201.61	
	BUY	07/21/2021	979,511.49		979,511.49	
ACCOUNT 3055002250		979,511.490			979,511.49	
	BUY	07/21/2021	2,443.80		2,443.80	
ACCOUNT 3055002250		2,443.800			2,443.80	
	SEL	07/22/2021	912,898.88		912,898.88	
ACCOUNT 3055002045		912,898.880			912,898.88	
	SEL	07/22/2021	1,251,514.93		1,251,514.93	
ACCOUNT 3055002250		1,251,514.930			1,251,514.93	
	BUY	07/22/2021	5,000.00		5,000.00	
ACCOUNT 3055002250		5,000.000			5,000.00	

Report Of 5% Transactions

AGGREGATE BY ASSET VALUATION 1,357,630,093.98 THRESHOLD 67,881,504.70

DESCRIPTION	TRAN TYPE	SETTLE DATE / SHARES/UNITS	PURCHASE/SALE COST/PROCEEDS	BROKER COMMISSION/ OTH EXPENSE	COST OF ASSET / PREV ANNL MKT	NET GAIN/LOSS
CUSIP # 20035Y102						
COMERICA SHORT TERM FUND						
	BUY	07/23/2021	2,240,499.04		2,240,499.04	
ACCOUNT 3055002036		2,240,499.040			2,240,499.04	
	BUY	07/23/2021	57,689.37		57,689.37	
ACCOUNT 3055002054		57,689.370			57,689.37	
	BUY	07/26/2021	29,287.50		29,287.50	
ACCOUNT 3055002054		29,287.500			29,287.50	
	SEL	07/26/2021	71,550.19		71,550.19	
ACCOUNT 3055002250		71,550.190			71,550.19	
	BUY	07/26/2021	92,402.82		92,402.82	
ACCOUNT 3055002250		92,402.820			92,402.82	
	BUY	07/26/2021	135,897.29		135,897.29	
ACCOUNT 3055002045		135,897.290			135,897.29	
	SEL	07/26/2021	41,611.30		41,611.30	
ACCOUNT 3055002045		41,611.300			41,611.30	
	BUY	07/26/2021	46,878.20		46,878.20	
ACCOUNT 3055002045		46,878.200			46,878.20	
	BUY	07/27/2021	167,523.13		167,523.13	
ACCOUNT 3055002054		167,523.130			167,523.13	
	BUY	07/27/2021	23,865.06		23,865.06	
ACCOUNT 3055002250		23,865.060			23,865.06	
	BUY	07/27/2021	31,489.43		31,489.43	
ACCOUNT 3055002045		31,489.430			31,489.43	
	BUY	07/27/2021	24,991.87		24,991.87	
ACCOUNT 3055002045		24,991.870			24,991.87	
	BUY	07/28/2021	244,668.66		244,668.66	
ACCOUNT 3055002045		244,668.660			244,668.66	
	BUY	07/28/2021	6,172.53		6,172.53	
ACCOUNT 3055002250		6,172.530			6,172.53	
	BUY	07/28/2021	9,454.16		9,454.16	
ACCOUNT 3055002045		9,454.160			9,454.16	
	SEL	07/28/2021	113,906.72		113,906.72	
ACCOUNT 3055002045		113,906.720			113,906.72	
	BUY	07/29/2021	199,901.84		199,901.84	
ACCOUNT 3055002045		199,901.840			199,901.84	
	BUY	07/29/2021	577,314.31		577,314.31	
ACCOUNT 3055002250		577,314.310			577,314.31	
	SEL	07/30/2021	3,375,000.00		3,375,000.00	
ACCOUNT 3055002036		3,375,000.000			3,375,000.00	
	BUY	07/30/2021	6,715.25		6,715.25	
ACCOUNT 3055002250		6,715.250			6,715.25	
	BUY	07/30/2021	312,957.63		312,957.63	
ACCOUNT 3055002045		312,957.630			312,957.63	
	BUY	08/02/2021	1,482.38		1,482.38	
ACCOUNT 3055002036		1,482.380			1,482.38	
	BUY	08/02/2021	0.01		0.01	
ACCOUNT 3055002090		0.010			0.01	

Report Of 5% Transactions

AGGREGATE BY ASSET VALUATION 1,357,630,093.98 THRESHOLD 67,881,504.70

DESCRIPTION	TRAN TYPE	SETTLE DATE / SHARES/UNITS	PURCHASE/SALE COST/PROCEEDS	BROKER COMMISSION/ OTH EXPENSE	COST OF ASSET / PREV ANNL MKT	NET GAIN/LOSS
CUSIP # 20035Y102						
COMERICA SHORT TERM FUND						
	BUY	08/02/2021	9.87		9.87	
ACCOUNT 3055002250		9.870			9.87	
	BUY	08/02/2021	10,779,034.97		10,779,034.97	
ACCOUNT 3055002036		10,779,034.970			10,779,034.97	
	SEL	08/02/2021	99,226.31		99,226.31	
ACCOUNT 3055002054		99,226.310			99,226.31	
	BUY	08/02/2021	3,726.00		3,726.00	
ACCOUNT 3055002250		3,726.000			3,726.00	
	SEL	08/02/2021	433,946.25		433,946.25	
ACCOUNT 3055002045		433,946.250			433,946.25	
	BUY	08/02/2021	49.83		49.83	
ACCOUNT 3055002054		49.830			49.83	
	BUY	08/02/2021	6,463.00		6,463.00	
ACCOUNT 3055002045		6,463.000			6,463.00	
	BUY	08/02/2021	11,221.69		11,221.69	
ACCOUNT 3055002045		11,221.690			11,221.69	
	BUY	08/03/2021	69,223.00		69,223.00	
ACCOUNT 3055002036		69,223.000			69,223.00	
	SEL	08/03/2021	413,000.00		413,000.00	
ACCOUNT 3055002045		413,000.000			413,000.00	
	BUY	08/03/2021	240,980.77		240,980.77	
ACCOUNT 3055002250		240,980.770			240,980.77	
	BUY	08/03/2021	4,346.50		4,346.50	
ACCOUNT 3055002045		4,346.500			4,346.50	
	BUY	08/03/2021	1,089.07		1,089.07	
ACCOUNT 3055002250		1,089.070			1,089.07	
	SEL	08/04/2021	1,494,918.76		1,494,918.76	
ACCOUNT 3055002250		1,494,918.760			1,494,918.76	
	BUY	08/04/2021	87,982.08		87,982.08	
ACCOUNT 3055002045		87,982.080			87,982.08	
	BUY	08/04/2021	355,947.50		355,947.50	
ACCOUNT 3055002054		355,947.500			355,947.50	
	SEL	08/04/2021	118,224.71		118,224.71	
ACCOUNT 3055002054		118,224.710			118,224.71	
	BUY	08/05/2021	165,324.92		165,324.92	
ACCOUNT 3055002250		165,324.920			165,324.92	
	BUY	08/05/2021	305,484.15		305,484.15	
ACCOUNT 3055002045		305,484.150			305,484.15	
	BUY	08/05/2021	0.03		0.03	
ACCOUNT 3055002036		0.030			0.03	
	BUY	08/05/2021	3,120.17		3,120.17	
ACCOUNT 3055002250		3,120.170			3,120.17	
	BUY	08/05/2021	3,321.49		3,321.49	
ACCOUNT 3055002045		3,321.490			3,321.49	
	SEL	08/06/2021	168,445.09		168,445.09	
ACCOUNT 3055002250		168,445.090			168,445.09	

Report Of 5% Transactions

AGGREGATE BY ASSET VALUATION 1,357,630,093.98 THRESHOLD 67,881,504.70

DESCRIPTION	TRAN TYPE	SETTLE DATE / SHARES/UNITS	PURCHASE/SALE COST/PROCEEDS	BROKER COMMISSION/ OTH EXPENSE	COST OF ASSET / PREV ANNL MKT	NET GAIN/LOSS
CUSIP # 20035Y102						
COMERICA SHORT TERM FUND						
	SEL	08/06/2021	302,369.19		302,369.19	
ACCOUNT 3055002045		302,369.190			302,369.19	
	BUY	08/06/2021	270,769.64		270,769.64	
ACCOUNT 3055002054		270,769.640			270,769.64	
	SEL	08/09/2021	47,418.75		47,418.75	
ACCOUNT 3055002054		47,418.750			47,418.75	
	BUY	08/09/2021	1,687,540.18		1,687,540.18	
ACCOUNT 3055002250		1,687,540.180			1,687,540.18	
	BUY	08/09/2021	7,303.12		7,303.12	
ACCOUNT 3055002045		7,303.120			7,303.12	
	BUY	08/10/2021	245,219.55		245,219.55	
ACCOUNT 3055002036		245,219.550			245,219.55	
	SEL	08/10/2021	51,000.33		51,000.33	
ACCOUNT 3055002054		51,000.330			51,000.33	
	SEL	08/10/2021	41,392.40		41,392.40	
ACCOUNT 3055002250		41,392.400			41,392.40	
	BUY	08/11/2021	193,104.65		193,104.65	
ACCOUNT 3055002054		193,104.650			193,104.65	
	BUY	08/11/2021	13,773.15		13,773.15	
ACCOUNT 3055002250		13,773.150			13,773.15	
	BUY	08/12/2021	3,094.52		3,094.52	
ACCOUNT 3055002045		3,094.520			3,094.52	
	BUY	08/12/2021	1,661.84		1,661.84	
ACCOUNT 3055002045		1,661.840			1,661.84	
	SEL	08/12/2021	535,958.36		535,958.36	
ACCOUNT 3055002250		535,958.360			535,958.36	
	BUY	08/12/2021	2,867.30		2,867.30	
ACCOUNT 3055002250		2,867.300			2,867.30	
	SEL	08/13/2021	393,341.88		393,341.88	
ACCOUNT 3055002250		393,341.880			393,341.88	
	BUY	08/13/2021	240,638.71		240,638.71	
ACCOUNT 3055002045		240,638.710			240,638.71	
	BUY	08/13/2021	891.23		891.23	
ACCOUNT 3055002045		891.230			891.23	
	BUY	08/13/2021	42,246.30		42,246.30	
ACCOUNT 3055002250		42,246.300			42,246.30	
	BUY	08/16/2021	113,252.07		113,252.07	
ACCOUNT 3055002250		113,252.070			113,252.07	
	BUY	08/16/2021	639,113.60		639,113.60	
ACCOUNT 3055002054		639,113.600			639,113.60	
	SEL	08/16/2021	17,997.41		17,997.41	
ACCOUNT 3055002250		17,997.410			17,997.41	
	BUY	08/16/2021	3,127.77		3,127.77	
ACCOUNT 3055002250		3,127.770			3,127.77	
	SEL	08/16/2021	199,654.31		199,654.31	
ACCOUNT 3055002045		199,654.310			199,654.31	

Report Of 5% Transactions

AGGREGATE BY ASSET VALUATION 1,357,630,093.98 THRESHOLD 67,881,504.70

DESCRIPTION	TRAN TYPE	SETTLE DATE / SHARES/UNITS	PURCHASE/SALE COST/PROCEEDS	BROKER COMMISSION/ OTH EXPENSE	COST OF ASSET / PREV ANNL MKT	NET GAIN/LOSS
CUSIP # 20035Y102						
COMERICA SHORT TERM FUND						
	BUY	08/16/2021	440.54		440.54	
ACCOUNT 3055002045		440.540			440.54	
	BUY	08/17/2021	3,114.38		3,114.38	
ACCOUNT 3055002250		3,114.380			3,114.38	
	BUY	08/17/2021	227.46		227.46	
ACCOUNT 3055002045		227.460			227.46	
	BUY	08/17/2021	1,178,475.00		1,178,475.00	
ACCOUNT 3055002054		1,178,475.000			1,178,475.00	
	BUY	08/17/2021	1,138.02		1,138.02	
ACCOUNT 3055002250		1,138.020			1,138.02	
	SEL	08/18/2021	106,068.23		106,068.23	
ACCOUNT 3055002054		106,068.230			106,068.23	
	BUY	08/18/2021	602,309.59		602,309.59	
ACCOUNT 3055002250		602,309.590			602,309.59	
	BUY	08/18/2021	30,080.13		30,080.13	
ACCOUNT 3055002045		30,080.130			30,080.13	
	BUY	08/18/2021	1,462.03		1,462.03	
ACCOUNT 3055002250		1,462.030			1,462.03	
	BUY	08/18/2021	28,881.29		28,881.29	
ACCOUNT 3055002045		28,881.290			28,881.29	
	SEL	08/19/2021	161,441.67		161,441.67	
ACCOUNT 3055002054		161,441.670			161,441.67	
	SEL	08/19/2021	528,558.69		528,558.69	
ACCOUNT 3055002250		528,558.690			528,558.69	
	BUY	08/19/2021	819.68		819.68	
ACCOUNT 3055002250		819.680			819.68	
	BUY	08/19/2021	1,169,941.04		1,169,941.04	
ACCOUNT 3055002045		1,169,941.040			1,169,941.04	
	BUY	08/19/2021	1,129.73		1,129.73	
ACCOUNT 3055002045		1,129.730			1,129.73	
	SEL	08/20/2021	15,000,000.00		15,000,000.00	
ACCOUNT 3055002036		15,000,000.000			15,000,000.00	
	SEL	08/20/2021	136,967.82		136,967.82	
ACCOUNT 3055002250		136,967.820			136,967.82	
	SEL	08/20/2021	726,302.30		726,302.30	
ACCOUNT 3055002045		726,302.300			726,302.30	
	BUY	08/23/2021	7,332.00		7,332.00	
ACCOUNT 3055002250		7,332.000			7,332.00	
	SEL	08/23/2021	232,439.76		232,439.76	
ACCOUNT 3055002054		232,439.760			232,439.76	
	BUY	08/23/2021	214,609.39		214,609.39	
ACCOUNT 3055002045		214,609.390			214,609.39	
	BUY	08/23/2021	192,493.61		192,493.61	
ACCOUNT 3055002250		192,493.610			192,493.61	
	SEL	08/24/2021	42,589.68		42,589.68	
ACCOUNT 3055002045		42,589.680			42,589.68	

Report Of 5% Transactions

AGGREGATE BY ASSET VALUATION 1,357,630,093.98 THRESHOLD 67,881,504.70

DESCRIPTION	TRAN TYPE	SETTLE DATE / SHARES/UNITS	PURCHASE/SALE COST/PROCEEDS	BROKER COMMISSION/ OTH EXPENSE	COST OF ASSET / PREV ANNL MKT	NET GAIN/LOSS
CUSIP # 20035Y102						
COMERICA SHORT TERM FUND						
	BUY	08/25/2021	738,783.00		738,783.00	
ACCOUNT 3055002036		738,783.000			738,783.00	
	SEL	08/25/2021	303,815.62		303,815.62	
ACCOUNT 3055002250		303,815.620			303,815.62	
	BUY	08/25/2021	18,098.07		18,098.07	
ACCOUNT 3055002250		18,098.070			18,098.07	
	BUY	08/25/2021	110,012.90		110,012.90	
ACCOUNT 3055002250		110,012.900			110,012.90	
	SEL	08/25/2021	788,818.65		788,818.65	
ACCOUNT 3055002045		788,818.650			788,818.65	
	BUY	08/25/2021	17,123.41		17,123.41	
ACCOUNT 3055002045		17,123.410			17,123.41	
	BUY	08/25/2021	517,041.49		517,041.49	
ACCOUNT 3055002045		517,041.490			517,041.49	
	BUY	08/26/2021	145,509.46		145,509.46	
ACCOUNT 3055002250		145,509.460			145,509.46	
	SEL	08/26/2021	49,067.93		49,067.93	
ACCOUNT 3055002045		49,067.930			49,067.93	
	BUY	08/26/2021	19,988.34		19,988.34	
ACCOUNT 3055002250		19,988.340			19,988.34	
	BUY	08/26/2021	538.75		538.75	
ACCOUNT 3055002250		538.750			538.75	
	BUY	08/26/2021	214,047.86		214,047.86	
ACCOUNT 3055002045		214,047.860			214,047.86	
	BUY	08/27/2021	231,140.00		231,140.00	
ACCOUNT 3055002045		231,140.000			231,140.00	
	BUY	08/27/2021	275,961.76		275,961.76	
ACCOUNT 3055002250		275,961.760			275,961.76	
	SEL	08/27/2021	203,402.15		203,402.15	
ACCOUNT 3055002054		203,402.150			203,402.15	
	SEL	08/27/2021	1,909.97		1,909.97	
ACCOUNT 3055002045		1,909.970			1,909.97	
	SEL	08/27/2021	1,531.08		1,531.08	
ACCOUNT 3055002054		1,531.080			1,531.08	
	SEL	08/27/2021	23,355.83		23,355.83	
ACCOUNT 3055002036		23,355.830			23,355.83	
	SEL	08/30/2021	527,214.44		527,214.44	
ACCOUNT 3055002036		527,214.440			527,214.44	
	SEL	08/30/2021	246,750.14		246,750.14	
ACCOUNT 3055002045		246,750.140			246,750.14	
	BUY	08/30/2021	801,450.00		801,450.00	
ACCOUNT 3055002054		801,450.000			801,450.00	
	BUY	08/30/2021	161,981.51		161,981.51	
ACCOUNT 3055002250		161,981.510			161,981.51	
	BUY	08/30/2021	547,943.47		547,943.47	
ACCOUNT 3055002045		547,943.470			547,943.47	

Report Of 5% Transactions

AGGREGATE BY ASSET VALUATION 1,357,630,093.98 THRESHOLD 67,881,504.70

DESCRIPTION	TRAN TYPE	SETTLE DATE / SHARES/UNITS	PURCHASE/SALE COST/PROCEEDS	BROKER COMMISSION/ OTH EXPENSE	COST OF ASSET / PREV ANNL MKT	NET GAIN/LOSS
CUSIP # 20035Y102						
COMERICA SHORT TERM FUND						
	BUY	09/01/2021	1,482.35		1,482.35	
ACCOUNT 3055002036		1,482.350			1,482.35	
	BUY	09/01/2021	0.01		0.01	
ACCOUNT 3055002090		0.010			0.01	
	BUY	09/01/2021	77,410.47		77,410.47	
ACCOUNT 3055002054		77,410.470			77,410.47	
	BUY	09/01/2021	10,620,978.84		10,620,978.84	
ACCOUNT 3055002036		10,620,978.840			10,620,978.84	
	SEL	09/01/2021	394,260.50		394,260.50	
ACCOUNT 3055002250		394,260.500			394,260.50	
	SEL	09/01/2021	743,087.72		743,087.72	
ACCOUNT 3055002045		743,087.720			743,087.72	
	BUY	09/01/2021	12,913.75		12,913.75	
ACCOUNT 3055002250		12,913.750			12,913.75	
	BUY	09/01/2021	23,390.00		23,390.00	
ACCOUNT 3055002045		23,390.000			23,390.00	
	BUY	09/01/2021	1.10		1.10	
ACCOUNT 3055002045		1.100			1.10	
	BUY	09/02/2021	1,358,168.14		1,358,168.14	
ACCOUNT 3055002036		1,358,168.140			1,358,168.14	
	BUY	09/02/2021	4,022.66		4,022.66	
ACCOUNT 3055002045		4,022.660			4,022.66	
	BUY	09/02/2021	804,418.33		804,418.33	
ACCOUNT 3055002054		804,418.330			804,418.33	
	SEL	09/02/2021	551,456.92		551,456.92	
ACCOUNT 3055002250		551,456.920			551,456.92	
	BUY	09/02/2021	1,834.47		1,834.47	
ACCOUNT 3055002250		1,834.470			1,834.47	
	SEL	09/03/2021	235,439.50		235,439.50	
ACCOUNT 3055002045		235,439.500			235,439.50	
	SEL	09/03/2021	213,942.85		213,942.85	
ACCOUNT 3055002250		213,942.850			213,942.85	
	BUY	09/03/2021	591,865.17		591,865.17	
ACCOUNT 3055002054		591,865.170			591,865.17	
	BUY	09/07/2021	15,753.83		15,753.83	
ACCOUNT 3055002045		15,753.830			15,753.83	
	BUY	09/07/2021	14,276.91		14,276.91	
ACCOUNT 3055002250		14,276.910			14,276.91	
	SEL	09/07/2021	1,843,882.97		1,843,882.97	
ACCOUNT 3055002054		1,843,882.970			1,843,882.97	
	BUY	09/08/2021	11,091.25		11,091.25	
ACCOUNT 3055002045		11,091.250			11,091.25	
	BUY	09/08/2021	3,260.84		3,260.84	
ACCOUNT 3055002054		3,260.840			3,260.84	
	SEL	09/09/2021	434,619.72		434,619.72	
ACCOUNT 3055002045		434,619.720			434,619.72	

Report Of 5% Transactions

AGGREGATE BY ASSET VALUATION 1,357,630,093.98 THRESHOLD 67,881,504.70

DESCRIPTION	TRAN TYPE	SETTLE DATE / SHARES/UNITS	PURCHASE/SALE COST/PROCEEDS	BROKER COMMISSION/ OTH EXPENSE	COST OF ASSET / PREV ANNL MKT	NET GAIN/LOSS
CUSIP # 20035Y102						
COMERICA SHORT TERM FUND						
	BUY	09/09/2021	767,377.82		767,377.82	
ACCOUNT 3055002250		767,377.820			767,377.82	
	BUY	09/09/2021	8,415.99		8,415.99	
ACCOUNT 3055002250		8,415.990			8,415.99	
	BUY	09/09/2021	14,698.12		14,698.12	
ACCOUNT 3055002045		14,698.120			14,698.12	
	BUY	09/09/2021	0.02		0.02	
ACCOUNT 3055002045		0.020			0.02	
	BUY	09/10/2021	25,000,000.00		25,000,000.00	
ACCOUNT 3055002090		25,000,000.000			25,000,000.00	
	SEL	09/10/2021	401,570.17		401,570.17	
ACCOUNT 3055002250		401,570.170			401,570.17	
	BUY	09/10/2021	167,110.81		167,110.81	
ACCOUNT 3055002045		167,110.810			167,110.81	
	SEL	09/10/2021	550,281.97		550,281.97	
ACCOUNT 3055002054		550,281.970			550,281.97	
	BUY	09/13/2021	25,000,000.00		25,000,000.00	
ACCOUNT 3055002036		25,000,000.000			25,000,000.00	
	SEL	09/13/2021	25,000,000.00		25,000,000.00	
ACCOUNT 3055002090		25,000,000.000			25,000,000.00	
	SEL	09/13/2021	52,512.08		52,512.08	
ACCOUNT 3055002054		52,512.080			52,512.08	
	BUY	09/13/2021	754,099.44		754,099.44	
ACCOUNT 3055002036		754,099.440			754,099.44	
	SEL	09/13/2021	193,371.50		193,371.50	
ACCOUNT 3055002250		193,371.500			193,371.50	
	BUY	09/13/2021	97,042.95		97,042.95	
ACCOUNT 3055002045		97,042.950			97,042.95	
	BUY	09/13/2021	39,824.23		39,824.23	
ACCOUNT 3055002250		39,824.230			39,824.23	
	BUY	09/13/2021	3,915.35		3,915.35	
ACCOUNT 3055002045		3,915.350			3,915.35	
	BUY	09/14/2021	1,033.60		1,033.60	
ACCOUNT 3055002250		1,033.600			1,033.60	
	BUY	09/15/2021	881,334.39		881,334.39	
ACCOUNT 3055002054		881,334.390			881,334.39	
	BUY	09/15/2021	104,739.00		104,739.00	
ACCOUNT 3055002250		104,739.000			104,739.00	
	SEL	09/15/2021	97,381.25		97,381.25	
ACCOUNT 3055002054		97,381.250			97,381.25	
	BUY	09/15/2021	14,440.85		14,440.85	
ACCOUNT 3055002250		14,440.850			14,440.85	
	SEL	09/15/2021	106,167.29		106,167.29	
ACCOUNT 3055002045		106,167.290			106,167.29	
	BUY	09/15/2021	12,689.47		12,689.47	
ACCOUNT 3055002045		12,689.470			12,689.47	

Report Of 5% Transactions

AGGREGATE BY ASSET VALUATION 1,357,630,093.98 THRESHOLD 67,881,504.70

DESCRIPTION	TRAN TYPE	SETTLE DATE / SHARES/UNITS	PURCHASE/SALE COST/PROCEEDS	BROKER COMMISSION/ OTH EXPENSE	COST OF ASSET / PREV ANNL MKT	NET GAIN/LOSS
CUSIP # 20035Y102						
COMERICA SHORT TERM FUND						
	BUY	09/16/2021	49,805.67		49,805.67	
ACCOUNT 3055002045		49,805.670			49,805.67	
	BUY	09/16/2021	12,103.77		12,103.77	
ACCOUNT 3055002250		12,103.770			12,103.77	
	BUY	09/16/2021	19,005.35		19,005.35	
ACCOUNT 3055002045		19,005.350			19,005.35	
	BUY	09/16/2021	282.17		282.17	
ACCOUNT 3055002045		282.170			282.17	
	SEL	09/17/2021	15,500,000.00		15,500,000.00	
ACCOUNT 3055002036		15,500,000.000			15,500,000.00	
	SEL	09/17/2021	819,103.89		819,103.89	
ACCOUNT 3055002054		819,103.890			819,103.89	
	BUY	09/17/2021	5,972.38		5,972.38	
ACCOUNT 3055002045		5,972.380			5,972.38	
	BUY	09/17/2021	5,459.05		5,459.05	
ACCOUNT 3055002250		5,459.050			5,459.05	
	BUY	09/17/2021	31,873.06		31,873.06	
ACCOUNT 3055002250		31,873.060			31,873.06	
	SEL	09/20/2021	172,221.61		172,221.61	
ACCOUNT 3055002054		172,221.610			172,221.61	
	BUY	09/20/2021	150,823.57		150,823.57	
ACCOUNT 3055002250		150,823.570			150,823.57	
	BUY	09/20/2021	2,650.83		2,650.83	
ACCOUNT 3055002250		2,650.830			2,650.83	
	BUY	09/20/2021	362,354.81		362,354.81	
ACCOUNT 3055002045		362,354.810			362,354.81	
	BUY	09/20/2021	3,922.60		3,922.60	
ACCOUNT 3055002045		3,922.600			3,922.60	
	BUY	09/20/2021	14,692.08		14,692.08	
ACCOUNT 3055002045		14,692.080			14,692.08	
	SEL	09/21/2021	245,061.80		245,061.80	
ACCOUNT 3055002054		245,061.800			245,061.80	
	BUY	09/21/2021	4,228.57		4,228.57	
ACCOUNT 3055002250		4,228.570			4,228.57	
	SEL	09/21/2021	215,421.77		215,421.77	
ACCOUNT 3055002045		215,421.770			215,421.77	
	BUY	09/21/2021	1,094.90		1,094.90	
ACCOUNT 3055002250		1,094.900			1,094.90	
	BUY	09/21/2021	443.73		443.73	
ACCOUNT 3055002250		443.730			443.73	
	BUY	09/21/2021	1,857.70		1,857.70	
ACCOUNT 3055002045		1,857.700			1,857.70	
	BUY	09/21/2021	350,530.57		350,530.57	
ACCOUNT 3055002045		350,530.570			350,530.57	
	BUY	09/22/2021	234,417.00		234,417.00	
ACCOUNT 3055002036		234,417.000			234,417.00	

Report Of 5% Transactions

AGGREGATE BY ASSET VALUATION 1,357,630,093.98 THRESHOLD 67,881,504.70

DESCRIPTION	TRAN TYPE	SETTLE DATE / SHARES/UNITS	PURCHASE/SALE COST/PROCEEDS	BROKER COMMISSION/ OTH EXPENSE	COST OF ASSET / PREV ANNL MKT	NET GAIN/LOSS
CUSIP # 20035Y102						
COMERICA SHORT TERM FUND						
	SEL	09/22/2021	219,955.12		219,955.12	
ACCOUNT 3055002250		219,955.120			219,955.12	
	BUY	09/23/2021	32,731.52		32,731.52	
ACCOUNT 3055002045		32,731.520			32,731.52	
	SEL	09/23/2021	246,937.59		246,937.59	
ACCOUNT 3055002250		246,937.590			246,937.59	
	BUY	09/23/2021	6,868.31		6,868.31	
ACCOUNT 3055002045		6,868.310			6,868.31	
	BUY	09/24/2021	273,080.00		273,080.00	
ACCOUNT 3055002036		273,080.000			273,080.00	
	SEL	09/24/2021	263,061.72		263,061.72	
ACCOUNT 3055002045		263,061.720			263,061.72	
	BUY	09/24/2021	5,078.70		5,078.70	
ACCOUNT 3055002045		5,078.700			5,078.70	
	BUY	09/27/2021	363,036.31		363,036.31	
ACCOUNT 3055002036		363,036.310			363,036.31	
	SEL	09/27/2021	140,878.01		140,878.01	
ACCOUNT 3055002054		140,878.010			140,878.01	
	BUY	09/27/2021	41,079.00		41,079.00	
ACCOUNT 3055002250		41,079.000			41,079.00	
	BUY	09/27/2021	2,393.64		2,393.64	
ACCOUNT 3055002250		2,393.640			2,393.64	
	BUY	09/27/2021	62,367.49		62,367.49	
ACCOUNT 3055002250		62,367.490			62,367.49	
	BUY	09/27/2021	947,539.62		947,539.62	
ACCOUNT 3055002045		947,539.620			947,539.62	
	SEL	09/27/2021	520,983.90		520,983.90	
ACCOUNT 3055002045		520,983.900			520,983.90	
	BUY	09/27/2021	61,684.48		61,684.48	
ACCOUNT 3055002045		61,684.480			61,684.48	
	BUY	09/28/2021	334,617.11		334,617.11	
ACCOUNT 3055002250		334,617.110			334,617.11	
	SEL	09/28/2021	157,219.27		157,219.27	
ACCOUNT 3055002054		157,219.270			157,219.27	
	BUY	09/28/2021	37,414.38		37,414.38	
ACCOUNT 3055002250		37,414.380			37,414.38	
	BUY	09/28/2021	64,615.66		64,615.66	
ACCOUNT 3055002045		64,615.660			64,615.66	
	SEL	09/29/2021	1,154,711.11		1,154,711.11	
ACCOUNT 3055002054		1,154,711.110			1,154,711.11	
	SEL	09/29/2021	948,265.41		948,265.41	
ACCOUNT 3055002045		948,265.410			948,265.41	
	SEL	09/29/2021	480,842.87		480,842.87	
ACCOUNT 3055002250		480,842.870			480,842.87	
	BUY	09/29/2021	10,448.00		10,448.00	
ACCOUNT 3055002250		10,448.000			10,448.00	

Report Of 5% Transactions

AGGREGATE BY ASSET VALUATION 1,357,630,093.98 THRESHOLD 67,881,504.70

DESCRIPTION	TRAN TYPE	SETTLE DATE / SHARES/UNITS	PURCHASE/SALE COST/PROCEEDS	BROKER COMMISSION/ OTH EXPENSE	COST OF ASSET / PREV ANNL MKT	NET GAIN/LOSS
CUSIP # 20035Y102						
COMERICA SHORT TERM FUND						
	BUY	09/29/2021	6,477.07		6,477.07	
ACCOUNT 3055002045		6,477.070			6,477.07	
	BUY	09/30/2021	87,137.67		87,137.67	
ACCOUNT 3055002250		87,137.670			87,137.67	
	SEL	09/30/2021	244,810.27		244,810.27	
ACCOUNT 3055002045		244,810.270			244,810.27	
	BUY	10/01/2021	2,000.99		2,000.99	
ACCOUNT 3055002036		2,000.990			2,000.99	
	BUY	10/01/2021	38.68		38.68	
ACCOUNT 3055002090		38.680			38.68	
	BUY	10/01/2021	11,113,120.02		11,113,120.02	
ACCOUNT 3055002036		11,113,120.020			11,113,120.02	
	BUY	10/01/2021	1,370,045.36		1,370,045.36	
ACCOUNT 3055002054		1,370,045.360			1,370,045.36	
	BUY	10/01/2021	358,359.02		358,359.02	
ACCOUNT 3055002045		358,359.020			358,359.02	
	BUY	10/01/2021	311,557.25		311,557.25	
ACCOUNT 3055002250		311,557.250			311,557.25	
	BUY	10/01/2021	2,288.36		2,288.36	
ACCOUNT 3055002045		2,288.360			2,288.36	
	BUY	10/01/2021	15,143.97		15,143.97	
ACCOUNT 3055002250		15,143.970			15,143.97	
	BUY	10/04/2021	4,472.25		4,472.25	
ACCOUNT 3055002250		4,472.250			4,472.25	
	BUY	10/04/2021	1,254.90		1,254.90	
ACCOUNT 3055002045		1,254.900			1,254.90	
	BUY	10/04/2021	66.43		66.43	
ACCOUNT 3055002045		66.430			66.43	
	BUY	10/04/2021	3,299.75		3,299.75	
ACCOUNT 3055002250		3,299.750			3,299.75	
	BUY	10/04/2021	4,020.34		4,020.34	
ACCOUNT 3055002250		4,020.340			4,020.34	
	BUY	10/05/2021	14,350.00		14,350.00	
ACCOUNT 3055002054		14,350.000			14,350.00	
	SEL	10/05/2021	368,656.82		368,656.82	
ACCOUNT 3055002045		368,656.820			368,656.82	
	SEL	10/05/2021	304,051.48		304,051.48	
ACCOUNT 3055002250		304,051.480			304,051.48	
	SEL	10/05/2021	3,960.00		3,960.00	
ACCOUNT 3055002250		3,960.000			3,960.00	
	BUY	10/06/2021	1,847,793.63		1,847,793.63	
ACCOUNT 3055002036		1,847,793.630			1,847,793.63	
	SEL	10/06/2021	141,717.19		141,717.19	
ACCOUNT 3055002054		141,717.190			141,717.19	
	BUY	10/06/2021	435,108.44		435,108.44	
ACCOUNT 3055002045		435,108.440			435,108.44	

Report Of 5% Transactions

AGGREGATE BY ASSET VALUATION 1,357,630,093.98 THRESHOLD 67,881,504.70

DESCRIPTION	TRAN TYPE	SETTLE DATE / SHARES/UNITS	PURCHASE/SALE COST/PROCEEDS	BROKER COMMISSION/ OTH EXPENSE	COST OF ASSET / PREV ANNL MKT	NET GAIN/LOSS
CUSIP # 20035Y102						
COMERICA SHORT TERM FUND						
	BUY	10/07/2021	276,867.40		276,867.40	
ACCOUNT 3055002250		276,867.400			276,867.40	
	SEL	10/07/2021	627,093.75		627,093.75	
ACCOUNT 3055002054		627,093.750			627,093.75	
	BUY	10/07/2021	520,284.78		520,284.78	
ACCOUNT 3055002045		520,284.780			520,284.78	
	SEL	10/08/2021	142,761.56		142,761.56	
ACCOUNT 3055002054		142,761.560			142,761.56	
	SEL	10/08/2021	5,394.87		5,394.87	
ACCOUNT 3055002250		5,394.870			5,394.87	
	BUY	10/08/2021	125,192.23		125,192.23	
ACCOUNT 3055002045		125,192.230			125,192.23	
	SEL	10/12/2021	126,955.83		126,955.83	
ACCOUNT 3055002054		126,955.830			126,955.83	
	SEL	10/12/2021	159,894.75		159,894.75	
ACCOUNT 3055002045		159,894.750			159,894.75	
	BUY	10/12/2021	156,729.72		156,729.72	
ACCOUNT 3055002250		156,729.720			156,729.72	
	BUY	10/13/2021	239,553.83		239,553.83	
ACCOUNT 3055002036		239,553.830			239,553.83	
	BUY	10/13/2021	41,316.50		41,316.50	
ACCOUNT 3055002250		41,316.500			41,316.50	
	BUY	10/13/2021	1,288.84		1,288.84	
ACCOUNT 3055002250		1,288.840			1,288.84	
	BUY	10/13/2021	419,643.12		419,643.12	
ACCOUNT 3055002045		419,643.120			419,643.12	
	BUY	10/13/2021	4,806.58		4,806.58	
ACCOUNT 3055002045		4,806.580			4,806.58	
	BUY	10/13/2021	1,419.06		1,419.06	
ACCOUNT 3055002045		1,419.060			1,419.06	
	BUY	10/14/2021	131,839.59		131,839.59	
ACCOUNT 3055002250		131,839.590			131,839.59	
	SEL	10/14/2021	687,179.99		687,179.99	
ACCOUNT 3055002054		687,179.990			687,179.99	
	SEL	10/14/2021	7,159.25		7,159.25	
ACCOUNT 3055002045		7,159.250			7,159.25	
	BUY	10/14/2021	2,181.33		2,181.33	
ACCOUNT 3055002250		2,181.330			2,181.33	
	BUY	10/14/2021	1,207,491.76		1,207,491.76	
ACCOUNT 3055002054		1,207,491.760			1,207,491.76	
	BUY	10/14/2021	2,525.55		2,525.55	
ACCOUNT 3055002045		2,525.550			2,525.55	
	SEL	10/15/2021	16,000,000.00		16,000,000.00	
ACCOUNT 3055002036		16,000,000.000			16,000,000.00	
	BUY	10/15/2021	19,600.00		19,600.00	
ACCOUNT 3055002054		19,600.000			19,600.00	

Report Of 5% Transactions

AGGREGATE BY ASSET VALUATION 1,357,630,093.98 THRESHOLD 67,881,504.70

DESCRIPTION	TRAN TYPE	SETTLE DATE / SHARES/UNITS	PURCHASE/SALE COST/PROCEEDS	BROKER COMMISSION/ OTH EXPENSE	COST OF ASSET / PREV ANNL MKT	NET GAIN/LOSS
CUSIP # 20035Y102						
COMERICA SHORT TERM FUND						
	BUY	10/15/2021	104,944.29		104,944.29	
ACCOUNT 3055002250		104,944.290			104,944.29	
	BUY	10/15/2021	4,348.95		4,348.95	
ACCOUNT 3055002250		4,348.950			4,348.95	
	BUY	10/15/2021	106,646.30		106,646.30	
ACCOUNT 3055002045		106,646.300			106,646.30	
	BUY	10/15/2021	1,058.71		1,058.71	
ACCOUNT 3055002045		1,058.710			1,058.71	
	BUY	10/18/2021	77,579.33		77,579.33	
ACCOUNT 3055002250		77,579.330			77,579.33	
	BUY	10/18/2021	63,675.55		63,675.55	
ACCOUNT 3055002045		63,675.550			63,675.55	
	BUY	10/18/2021	1,937.78		1,937.78	
ACCOUNT 3055002250		1,937.780			1,937.78	
	BUY	10/18/2021	5,709.37		5,709.37	
ACCOUNT 3055002250		5,709.370			5,709.37	
	BUY	10/18/2021	31,777.99		31,777.99	
ACCOUNT 3055002045		31,777.990			31,777.99	
	BUY	10/18/2021	6,132.29		6,132.29	
ACCOUNT 3055002045		6,132.290			6,132.29	
	SEL	10/19/2021	179,757.00		179,757.00	
ACCOUNT 3055002045		179,757.000			179,757.00	
	SEL	10/19/2021	213,947.81		213,947.81	
ACCOUNT 3055002250		213,947.810			213,947.81	
	BUY	10/19/2021	45,280.46		45,280.46	
ACCOUNT 3055002250		45,280.460			45,280.46	
	BUY	10/19/2021	10,657.99		10,657.99	
ACCOUNT 3055002045		10,657.990			10,657.99	
	SEL	10/20/2021	151,982.64		151,982.64	
ACCOUNT 3055002054		151,982.640			151,982.64	
	BUY	10/20/2021	7,518.52		7,518.52	
ACCOUNT 3055002250		7,518.520			7,518.52	
	SEL	10/20/2021	218,942.75		218,942.75	
ACCOUNT 3055002045		218,942.750			218,942.75	
	BUY	10/20/2021	8,741.68		8,741.68	
ACCOUNT 3055002045		8,741.680			8,741.68	
	SEL	10/21/2021	350,245.84		350,245.84	
ACCOUNT 3055002250		350,245.840			350,245.84	
	SEL	10/21/2021	109,800.14		109,800.14	
ACCOUNT 3055002045		109,800.140			109,800.14	
	BUY	10/21/2021	102.67		102.67	
ACCOUNT 3055002250		102.670			102.67	
	SEL	10/22/2021	1,500,000.00		1,500,000.00	
ACCOUNT 3055002036		1,500,000.000			1,500,000.00	
	BUY	10/22/2021	6,953.10		6,953.10	
ACCOUNT 3055002250		6,953.100			6,953.10	

Report Of 5% Transactions

AGGREGATE BY ASSET VALUATION 1,357,630,093.98 THRESHOLD 67,881,504.70

DESCRIPTION	TRAN TYPE	SETTLE DATE / SHARES/UNITS	PURCHASE/SALE COST/PROCEEDS	BROKER COMMISSION/ OTH EXPENSE	COST OF ASSET / PREV ANNL MKT	NET GAIN/LOSS
CUSIP # 20035Y102						
COMERICA SHORT TERM FUND						
	SEL	10/22/2021	84,463.33		84,463.33	
ACCOUNT 3055002054		84,463.330			84,463.33	
	BUY	10/22/2021	224,468.28		224,468.28	
ACCOUNT 3055002045		224,468.280			224,468.28	
	BUY	10/22/2021	13,080.20		13,080.20	
ACCOUNT 3055002045		13,080.200			13,080.20	
	BUY	10/25/2021	1,198,585.21		1,198,585.21	
ACCOUNT 3055002054		1,198,585.210			1,198,585.21	
	BUY	10/25/2021	10,659.06		10,659.06	
ACCOUNT 3055002250		10,659.060			10,659.06	
	BUY	10/25/2021	67,296.34		67,296.34	
ACCOUNT 3055002250		67,296.340			67,296.34	
	BUY	10/25/2021	1,351,110.08		1,351,110.08	
ACCOUNT 3055002045		1,351,110.080			1,351,110.08	
	SEL	10/25/2021	1,233,697.44		1,233,697.44	
ACCOUNT 3055002045		1,233,697.440			1,233,697.44	
	BUY	10/25/2021	90,541.91		90,541.91	
ACCOUNT 3055002045		90,541.910			90,541.91	
	BUY	10/26/2021	303,908.86		303,908.86	
ACCOUNT 3055002036		303,908.860			303,908.86	
	SEL	10/26/2021	989,192.87		989,192.87	
ACCOUNT 3055002045		989,192.870			989,192.87	
	SEL	10/26/2021	665,880.46		665,880.46	
ACCOUNT 3055002250		665,880.460			665,880.46	
	BUY	10/26/2021	47,284.28		47,284.28	
ACCOUNT 3055002045		47,284.280			47,284.28	
	BUY	10/26/2021	744,666.91		744,666.91	
ACCOUNT 3055002250		744,666.910			744,666.91	
	SEL	10/27/2021	184,544.44		184,544.44	
ACCOUNT 3055002054		184,544.440			184,544.44	
	SEL	10/27/2021	1,541.28		1,541.28	
ACCOUNT 3055002054		1,541.280			1,541.28	
	SEL	10/27/2021	230,024.18		230,024.18	
ACCOUNT 3055002045		230,024.180			230,024.18	
	BUY	10/27/2021	1,033,687.97		1,033,687.97	
ACCOUNT 3055002036		1,033,687.970			1,033,687.97	
	BUY	10/27/2021	561,943.48		561,943.48	
ACCOUNT 3055002045		561,943.480			561,943.48	
	SEL	10/28/2021	41,732.46		41,732.46	
ACCOUNT 3055002045		41,732.460			41,732.46	
	SEL	10/28/2021	310,444.48		310,444.48	
ACCOUNT 3055002054		310,444.480			310,444.48	
	SEL	10/28/2021	195,159.89		195,159.89	
ACCOUNT 3055002250		195,159.890			195,159.89	
	BUY	10/28/2021	1,150,731.25		1,150,731.25	
ACCOUNT 3055002054		1,150,731.250			1,150,731.25	

Report Of 5% Transactions

AGGREGATE BY ASSET **VALUATION** **1,357,630,093.98** **THRESHOLD** **67,881,504.70**

DESCRIPTION	TRAN TYPE	SETTLE DATE / SHARES/UNITS	PURCHASE/SALE COST/PROCEEDS	BROKER COMMISSION/ OTH EXPENSE	COST OF ASSET / PREV ANNL MKT	NET GAIN/LOSS
CUSIP # 20035Y102						
COMERICA SHORT TERM FUND						
	BUY	10/28/2021	30,850.24		30,850.24	
ACCOUNT 3055002250		30,850.240			30,850.24	
	SEL	10/29/2021	377,542.50		377,542.50	
ACCOUNT 3055002054		377,542.500			377,542.50	
	SEL	10/29/2021	442,176.00		442,176.00	
ACCOUNT 3055002045		442,176.000			442,176.00	
	SEL	10/29/2021	63,535.25		63,535.25	
ACCOUNT 3055002250		63,535.250			63,535.25	
	BUY	11/01/2021	1,839.57		1,839.57	
ACCOUNT 3055002036		1,839.570			1,839.57	
	BUY	11/01/2021	0.01		0.01	
ACCOUNT 3055002090		0.010			0.01	
	BUY	11/01/2021	11,296,988.47		11,296,988.47	
ACCOUNT 3055002036		11,296,988.470			11,296,988.47	
	BUY	11/01/2021	33,621.26		33,621.26	
ACCOUNT 3055002045		33,621.260			33,621.26	
	SEL	11/01/2021	262,937.29		262,937.29	
ACCOUNT 3055002250		262,937.290			262,937.29	
	SEL	11/01/2021	147,202.54		147,202.54	
ACCOUNT 3055002054		147,202.540			147,202.54	
	BUY	11/01/2021	1,307.10		1,307.10	
ACCOUNT 3055002250		1,307.100			1,307.10	
	BUY	11/02/2021	3,774.30		3,774.30	
ACCOUNT 3055002250		3,774.300			3,774.30	
	SEL	11/02/2021	725,589.76		725,589.76	
ACCOUNT 3055002054		725,589.760			725,589.76	
	BUY	11/02/2021	11,200.00		11,200.00	
ACCOUNT 3055002054		11,200.000			11,200.00	
	SEL	11/03/2021	250,000.00		250,000.00	
ACCOUNT 3055002045		250,000.000			250,000.00	
	BUY	11/03/2021	505,418.66		505,418.66	
ACCOUNT 3055002250		505,418.660			505,418.66	
	BUY	11/04/2021	39,114.87		39,114.87	
ACCOUNT 3055002045		39,114.870			39,114.87	
	SEL	11/04/2021	634,515.26		634,515.26	
ACCOUNT 3055002250		634,515.260			634,515.26	
	BUY	11/05/2021	497,282.05		497,282.05	
ACCOUNT 3055002250		497,282.050			497,282.05	
	BUY	11/05/2021	865,970.02		865,970.02	
ACCOUNT 3055002045		865,970.020			865,970.02	
	BUY	11/08/2021	1,246,643.00		1,246,643.00	
ACCOUNT 3055002036		1,246,643.000			1,246,643.00	
	BUY	11/08/2021	297,905.98		297,905.98	
ACCOUNT 3055002045		297,905.980			297,905.98	
	BUY	11/08/2021	216,764.37		216,764.37	
ACCOUNT 3055002250		216,764.370			216,764.37	

Report Of 5% Transactions

AGGREGATE BY ASSET VALUATION 1,357,630,093.98 THRESHOLD 67,881,504.70

DESCRIPTION	TRAN TYPE	SETTLE DATE / SHARES/UNITS	PURCHASE/SALE COST/PROCEEDS	BROKER COMMISSION/ OTH EXPENSE	COST OF ASSET / PREV ANNL MKT	NET GAIN/LOSS
CUSIP # 20035Y102						
COMERICA SHORT TERM FUND						
	BUY	11/09/2021	141.48		141.48	
ACCOUNT 3055002045		141.480			141.48	
	SEL	11/09/2021	244,228.00		244,228.00	
ACCOUNT 3055002250		244,228.000			244,228.00	
	BUY	11/10/2021	268,578.51		268,578.51	
ACCOUNT 3055002036		268,578.510			268,578.51	
	BUY	11/10/2021	83,224.39		83,224.39	
ACCOUNT 3055002045		83,224.390			83,224.39	
	BUY	11/10/2021	582,353.95		582,353.95	
ACCOUNT 3055002250		582,353.950			582,353.95	
	BUY	11/10/2021	25.36		25.36	
ACCOUNT 3055002045		25.360			25.36	
	SEL	11/12/2021	203,960.00		203,960.00	
ACCOUNT 3055002250		203,960.000			203,960.00	
	BUY	11/12/2021	496,997.45		496,997.45	
ACCOUNT 3055002045		496,997.450			496,997.45	
	BUY	11/15/2021	41,737.50		41,737.50	
ACCOUNT 3055002054		41,737.500			41,737.50	
	BUY	11/15/2021	570,982.81		570,982.81	
ACCOUNT 3055002054		570,982.810			570,982.81	
	BUY	11/15/2021	18,333.30		18,333.30	
ACCOUNT 3055002250		18,333.300			18,333.30	
	BUY	11/15/2021	50,218.38		50,218.38	
ACCOUNT 3055002250		50,218.380			50,218.38	
	BUY	11/15/2021	394,782.25		394,782.25	
ACCOUNT 3055002045		394,782.250			394,782.25	
	BUY	11/15/2021	2,439.30		2,439.30	
ACCOUNT 3055002045		2,439.300			2,439.30	
	BUY	11/16/2021	173,689.91		173,689.91	
ACCOUNT 3055002250		173,689.910			173,689.91	
	BUY	11/16/2021	9,641.12		9,641.12	
ACCOUNT 3055002045		9,641.120			9,641.12	
	BUY	11/16/2021	2,112.08		2,112.08	
ACCOUNT 3055002045		2,112.080			2,112.08	
	BUY	11/16/2021	25,569.69		25,569.69	
ACCOUNT 3055002250		25,569.690			25,569.69	
	BUY	11/16/2021	47,512.26		47,512.26	
ACCOUNT 3055002250		47,512.260			47,512.26	
	BUY	11/17/2021	4,825,770.53		4,825,770.53	
ACCOUNT 3055002036		4,825,770.530			4,825,770.53	
	SEL	11/17/2021	282,653.84		282,653.84	
ACCOUNT 3055002045		282,653.840			282,653.84	
	SEL	11/17/2021	214,382.78		214,382.78	
ACCOUNT 3055002250		214,382.780			214,382.78	
	SEL	11/17/2021	10,984.40		10,984.40	
ACCOUNT 3055002250		10,984.400			10,984.40	

Report Of 5% Transactions

AGGREGATE BY ASSET VALUATION 1,357,630,093.98 THRESHOLD 67,881,504.70

DESCRIPTION	TRAN TYPE	SETTLE DATE / SHARES/UNITS	PURCHASE/SALE COST/PROCEEDS	BROKER COMMISSION/ OTH EXPENSE	COST OF ASSET / PREV ANNL MKT	NET GAIN/LOSS
CUSIP # 20035Y102						
COMERICA SHORT TERM FUND						
	BUY	11/17/2021	15,080.42		15,080.42	
ACCOUNT 3055002045		15,080.420			15,080.42	
	BUY	11/18/2021	359,434.32		359,434.32	
ACCOUNT 3055002045		359,434.320			359,434.32	
	BUY	11/18/2021	1,123.03		1,123.03	
ACCOUNT 3055002250		1,123.030			1,123.03	
	BUY	11/18/2021	226,398.26		226,398.26	
ACCOUNT 3055002045		226,398.260			226,398.26	
	BUY	11/18/2021	122,115.98		122,115.98	
ACCOUNT 3055002250		122,115.980			122,115.98	
	BUY	11/19/2021	228,000.00		228,000.00	
ACCOUNT 3055002036		228,000.000			228,000.00	
	SEL	11/19/2021	284,713.00		284,713.00	
ACCOUNT 3055002045		284,713.000			284,713.00	
	SEL	11/19/2021	89,728.13		89,728.13	
ACCOUNT 3055002054		89,728.130			89,728.13	
	SEL	11/19/2021	259,802.12		259,802.12	
ACCOUNT 3055002250		259,802.120			259,802.12	
	BUY	11/19/2021	1,294.37		1,294.37	
ACCOUNT 3055002045		1,294.370			1,294.37	
	BUY	11/19/2021	4,277.34		4,277.34	
ACCOUNT 3055002250		4,277.340			4,277.34	
	BUY	11/19/2021	818.78		818.78	
ACCOUNT 3055002250		818.780			818.78	
	BUY	11/22/2021	31,218.75		31,218.75	
ACCOUNT 3055002054		31,218.750			31,218.75	
	SEL	11/22/2021	617,909.56		617,909.56	
ACCOUNT 3055002250		617,909.560			617,909.56	
	SEL	11/22/2021	798,742.79		798,742.79	
ACCOUNT 3055002045		798,742.790			798,742.79	
	BUY	11/22/2021	453.33		453.33	
ACCOUNT 3055002250		453.330			453.33	
	BUY	11/22/2021	971.21		971.21	
ACCOUNT 3055002045		971.210			971.21	
	BUY	11/23/2021	533,055.83		533,055.83	
ACCOUNT 3055002045		533,055.830			533,055.83	
	BUY	11/23/2021	258,958.81		258,958.81	
ACCOUNT 3055002250		258,958.810			258,958.81	
	BUY	11/23/2021	443.73		443.73	
ACCOUNT 3055002250		443.730			443.73	
	SEL	11/24/2021	16,000,000.00		16,000,000.00	
ACCOUNT 3055002036		16,000,000.000			16,000,000.00	
	SEL	11/24/2021	471,000.00		471,000.00	
ACCOUNT 3055002045		471,000.000			471,000.00	
	BUY	11/24/2021	164,524.88		164,524.88	
ACCOUNT 3055002250		164,524.880			164,524.88	

Report Of 5% Transactions

AGGREGATE BY ASSET VALUATION 1,357,630,093.98 THRESHOLD 67,881,504.70

DESCRIPTION	TRAN TYPE	SETTLE DATE / SHARES/UNITS	PURCHASE/SALE COST/PROCEEDS	BROKER COMMISSION/ OTH EXPENSE	COST OF ASSET / PREV ANNL MKT	NET GAIN/LOSS
CUSIP # 20035Y102						
COMERICA SHORT TERM FUND						
	BUY	11/24/2021	191,237.50		191,237.50	
ACCOUNT 3055002045		191,237.500			191,237.50	
	BUY	11/24/2021	122,148.00		122,148.00	
ACCOUNT 3055002045		122,148.000			122,148.00	
	BUY	11/26/2021	11,828.18		11,828.18	
ACCOUNT 3055002250		11,828.180			11,828.18	
	BUY	11/26/2021	4,255.79		4,255.79	
ACCOUNT 3055002250		4,255.790			4,255.79	
	BUY	11/26/2021	76,777.35		76,777.35	
ACCOUNT 3055002250		76,777.350			76,777.35	
	BUY	11/26/2021	119,339.43		119,339.43	
ACCOUNT 3055002045		119,339.430			119,339.43	
	BUY	11/26/2021	39,679.38		39,679.38	
ACCOUNT 3055002045		39,679.380			39,679.38	
	BUY	11/26/2021	105,976.73		105,976.73	
ACCOUNT 3055002045		105,976.730			105,976.73	
	BUY	11/29/2021	8,276.33		8,276.33	
ACCOUNT 3055002250		8,276.330			8,276.33	
	SEL	11/29/2021	325,977.72		325,977.72	
ACCOUNT 3055002054		325,977.720			325,977.72	
	BUY	11/29/2021	21,987.96		21,987.96	
ACCOUNT 3055002250		21,987.960			21,987.96	
	BUY	11/29/2021	35,288.11		35,288.11	
ACCOUNT 3055002045		35,288.110			35,288.11	
	BUY	11/30/2021	6,247.50		6,247.50	
ACCOUNT 3055002250		6,247.500			6,247.50	
	SEL	11/30/2021	374,618.89		374,618.89	
ACCOUNT 3055002045		374,618.890			374,618.89	
	SEL	11/30/2021	3,856.46		3,856.46	
ACCOUNT 3055002045		3,856.460			3,856.46	
	BUY	12/01/2021	2,595.45		2,595.45	
ACCOUNT 3055002036		2,595.450			2,595.45	
	BUY	12/01/2021	0.01		0.01	
ACCOUNT 3055002090		0.010			0.01	
	BUY	12/01/2021	3,122.21		3,122.21	
ACCOUNT 3055002250		3,122.210			3,122.21	
	BUY	12/01/2021	90,132.09		90,132.09	
ACCOUNT 3055002054		90,132.090			90,132.09	
	BUY	12/01/2021	1,316.25		1,316.25	
ACCOUNT 3055002250		1,316.250			1,316.25	
	SEL	12/01/2021	17,372.93		17,372.93	
ACCOUNT 3055002045		17,372.930			17,372.93	
	BUY	12/01/2021	1,647.19		1,647.19	
ACCOUNT 3055002045		1,647.190			1,647.19	
	BUY	12/02/2021	11,937,494.04		11,937,494.04	
ACCOUNT 3055002036		11,937,494.040			11,937,494.04	

Report Of 5% Transactions

AGGREGATE BY ASSET VALUATION 1,357,630,093.98 THRESHOLD 67,881,504.70

DESCRIPTION	TRAN TYPE	SETTLE DATE / SHARES/UNITS	PURCHASE/SALE COST/PROCEEDS	BROKER COMMISSION/ OTH EXPENSE	COST OF ASSET / PREV ANNL MKT	NET GAIN/LOSS
CUSIP # 20035Y102						
COMERICA SHORT TERM FUND						
	BUY	12/02/2021	6,215.63		6,215.63	
ACCOUNT 3055002250		6,215.630			6,215.63	
	BUY	12/02/2021	8,216.25		8,216.25	
ACCOUNT 3055002045		8,216.250			8,216.25	
	BUY	12/03/2021	6,908.64		6,908.64	
ACCOUNT 3055002045		6,908.640			6,908.64	
	BUY	12/03/2021	10,803.40		10,803.40	
ACCOUNT 3055002250		10,803.400			10,803.40	
	BUY	12/07/2021	5,711.03		5,711.03	
ACCOUNT 3055002045		5,711.030			5,711.03	
	BUY	12/07/2021	924,446.51		924,446.51	
ACCOUNT 3055002250		924,446.510			924,446.51	
	SEL	12/07/2021	1,196,836.98		1,196,836.98	
ACCOUNT 3055002250		1,196,836.980			1,196,836.98	
	BUY	12/07/2021	11,972.67		11,972.67	
ACCOUNT 3055002250		11,972.670			11,972.67	
	SEL	12/08/2021	175,426.11		175,426.11	
ACCOUNT 3055002045		175,426.110			175,426.11	
	SEL	12/08/2021	257,768.99		257,768.99	
ACCOUNT 3055002250		257,768.990			257,768.99	
	BUY	12/08/2021	222,486.59		222,486.59	
ACCOUNT 3055002045		222,486.590			222,486.59	
	SEL	12/09/2021	420,433.33		420,433.33	
ACCOUNT 3055002054		420,433.330			420,433.33	
	BUY	12/09/2021	374,640.04		374,640.04	
ACCOUNT 3055002250		374,640.040			374,640.04	
	SEL	12/09/2021	528,264.51		528,264.51	
ACCOUNT 3055002045		528,264.510			528,264.51	
	BUY	12/10/2021	5,528.86		5,528.86	
ACCOUNT 3055002045		5,528.860			5,528.86	
	BUY	12/10/2021	282,526.50		282,526.50	
ACCOUNT 3055002250		282,526.500			282,526.50	
	BUY	12/10/2021	42,630.79		42,630.79	
ACCOUNT 3055002250		42,630.790			42,630.79	
	BUY	12/13/2021	1,803.27		1,803.27	
ACCOUNT 3055002045		1,803.270			1,803.27	
	BUY	12/13/2021	919.32		919.32	
ACCOUNT 3055002250		919.320			919.32	
	SEL	12/14/2021	239,748.65		239,748.65	
ACCOUNT 3055002054		239,748.650			239,748.65	
	BUY	12/15/2021	641,034.38		641,034.38	
ACCOUNT 3055002054		641,034.380			641,034.38	
	BUY	12/15/2021	99,493.23		99,493.23	
ACCOUNT 3055002250		99,493.230			99,493.23	
	BUY	12/15/2021	32,782.78		32,782.78	
ACCOUNT 3055002250		32,782.780			32,782.78	

Report Of 5% Transactions

AGGREGATE BY ASSET VALUATION 1,357,630,093.98 THRESHOLD 67,881,504.70

DESCRIPTION	TRAN TYPE	SETTLE DATE / SHARES/UNITS	PURCHASE/SALE COST/PROCEEDS	BROKER COMMISSION/ OTH EXPENSE	COST OF ASSET / PREV ANNL MKT	NET GAIN/LOSS
CUSIP # 20035Y102						
COMERICA SHORT TERM FUND						
	BUY	12/15/2021	120,235.30		120,235.30	
ACCOUNT 3055002045		120,235.300			120,235.30	
	BUY	12/15/2021	25,293.59		25,293.59	
ACCOUNT 3055002045		25,293.590			25,293.59	
	BUY	12/16/2021	231.04		231.04	
ACCOUNT 3055002250		231.040			231.04	
	BUY	12/16/2021	13,898.32		13,898.32	
ACCOUNT 3055002045		13,898.320			13,898.32	
	BUY	12/16/2021	7,733.41		7,733.41	
ACCOUNT 3055002250		7,733.410			7,733.41	
	BUY	12/16/2021	436.01		436.01	
ACCOUNT 3055002045		436.010			436.01	
	BUY	12/16/2021	42,523.24		42,523.24	
ACCOUNT 3055002250		42,523.240			42,523.24	
	BUY	12/17/2021	179,040.98		179,040.98	
ACCOUNT 3055002250		179,040.980			179,040.98	
	SEL	12/17/2021	106,731.23		106,731.23	
ACCOUNT 3055002054		106,731.230			106,731.23	
	BUY	12/17/2021	1,435.00		1,435.00	
ACCOUNT 3055002250		1,435.000			1,435.00	
	BUY	12/17/2021	15,279.34		15,279.34	
ACCOUNT 3055002045		15,279.340			15,279.34	
	BUY	12/17/2021	9,970.63		9,970.63	
ACCOUNT 3055002045		9,970.630			9,970.63	
	SEL	12/20/2021	216,039.84		216,039.84	
ACCOUNT 3055002250		216,039.840			216,039.84	
	BUY	12/20/2021	305,935.99		305,935.99	
ACCOUNT 3055002054		305,935.990			305,935.99	
	BUY	12/20/2021	9,564.44		9,564.44	
ACCOUNT 3055002045		9,564.440			9,564.44	
	SEL	12/20/2021	189,469.37		189,469.37	
ACCOUNT 3055002054		189,469.370			189,469.37	
	BUY	12/20/2021	5,816.90		5,816.90	
ACCOUNT 3055002250		5,816.900			5,816.90	
	BUY	12/20/2021	12,148.10		12,148.10	
ACCOUNT 3055002045		12,148.100			12,148.10	
	BUY	12/21/2021	4,212.00		4,212.00	
ACCOUNT 3055002045		4,212.000			4,212.00	
	BUY	12/21/2021	929.01		929.01	
ACCOUNT 3055002250		929.010			929.01	
	SEL	12/21/2021	19,941.26		19,941.26	
ACCOUNT 3055002045		19,941.260			19,941.26	
	BUY	12/22/2021	2,328,486.83		2,328,486.83	
ACCOUNT 3055002036		2,328,486.830			2,328,486.83	
	SEL	12/22/2021	629,205.31		629,205.31	
ACCOUNT 3055002045		629,205.310			629,205.31	

Report Of 5% Transactions

AGGREGATE BY ASSET VALUATION 1,357,630,093.98 THRESHOLD 67,881,504.70

DESCRIPTION	TRAN TYPE	SETTLE DATE / SHARES/UNITS	PURCHASE/SALE COST/PROCEEDS	BROKER COMMISSION/ OTH EXPENSE	COST OF ASSET / PREV ANNL MKT	NET GAIN/LOSS
CUSIP # 20035Y102						
COMERICA SHORT TERM FUND						
	SEL	12/22/2021	402,278.81		402,278.81	
ACCOUNT 3055002250		402,278.810			402,278.81	
	BUY	12/22/2021	1,749.85		1,749.85	
ACCOUNT 3055002250		1,749.850			1,749.85	
	BUY	12/22/2021	332,411.90		332,411.90	
ACCOUNT 3055002045		332,411.900			332,411.90	
	SEL	12/23/2021	305,261.89		305,261.89	
ACCOUNT 3055002045		305,261.890			305,261.89	
	SEL	12/23/2021	237,881.20		237,881.20	
ACCOUNT 3055002054		237,881.200			237,881.20	
	SEL	12/27/2021	15,824,262.28		15,824,262.28	
ACCOUNT 3055002036		15,824,262.280			15,824,262.28	
	SEL	12/27/2021	93,471.25		93,471.25	
ACCOUNT 3055002054		93,471.250			93,471.25	
	BUY	12/27/2021	9,114.41		9,114.41	
ACCOUNT 3055002250		9,114.410			9,114.41	
	BUY	12/27/2021	115,581.63		115,581.63	
ACCOUNT 3055002250		115,581.630			115,581.63	
	BUY	12/27/2021	36,235.93		36,235.93	
ACCOUNT 3055002045		36,235.930			36,235.93	
	BUY	12/27/2021	119,915.21		119,915.21	
ACCOUNT 3055002045		119,915.210			119,915.21	
	SEL	12/28/2021	1,131,150.00		1,131,150.00	
ACCOUNT 3055002036		1,131,150.000			1,131,150.00	
	SEL	12/28/2021	159,118.01		159,118.01	
ACCOUNT 3055002045		159,118.010			159,118.01	
	BUY	12/28/2021	41,135.46		41,135.46	
ACCOUNT 3055002250		41,135.460			41,135.46	
	BUY	12/28/2021	545.07		545.07	
ACCOUNT 3055002250		545.070			545.07	
	BUY	12/28/2021	107,424.01		107,424.01	
ACCOUNT 3055002045		107,424.010			107,424.01	
	BUY	12/28/2021	49,342.90		49,342.90	
ACCOUNT 3055002045		49,342.900			49,342.90	
	SEL	12/29/2021	432,612.76		432,612.76	
ACCOUNT 3055002250		432,612.760			432,612.76	
	SEL	12/29/2021	31,196.84		31,196.84	
ACCOUNT 3055002045		31,196.840			31,196.84	
	BUY	12/29/2021	622.14		622.14	
ACCOUNT 3055002045		622.140			622.14	
	SEL	12/30/2021	15,000,000.00		15,000,000.00	
ACCOUNT 3055002036		15,000,000.000			15,000,000.00	
	BUY	12/30/2021	1,326.40		1,326.40	
ACCOUNT 3055002045		1,326.400			1,326.40	
	BUY	12/30/2021	284,313.67		284,313.67	
ACCOUNT 3055002250		284,313.670			284,313.67	

Report Of 5% Transactions

AGGREGATE BY ASSET **VALUATION** **1,357,630,093.98** **THRESHOLD** **67,881,504.70**

DESCRIPTION	TRAN TYPE	SETTLE DATE / SHARES/UNITS	PURCHASE/SALE COST/PROCEEDS	BROKER COMMISSION/ OTH EXPENSE	COST OF ASSET / PREV ANNL MKT	NET GAIN/LOSS
CUSIP # 20035Y102						
COMERICA SHORT TERM FUND						
	BUY	12/31/2021	612.43		612.43	
ACCOUNT 3055002045		612.430			612.43	
	BUY	12/31/2021	569.25		569.25	
ACCOUNT 3055002250		569.250			569.25	
	BUY	12/31/2021	9.28		9.28	
ACCOUNT 3055002250		9.280			9.28	
	BUY	12/31/2021	7.60		7.60	
ACCOUNT 3055002045		7.600			7.60	
	BUY	12/31/2021	98.86		98.86	
ACCOUNT 3055002250		98.860			98.86	
	BUY	12/31/2021	106.36		106.36	
ACCOUNT 3055002045		106.360			106.36	
635 PURCHASES FOR	378,866,244.33	314 SALES FOR	342,998,000.97	ISSUE AGGREGATE TOTAL	721,864,245.30	
CUSIP # CHB037158						
L&G S&P 500 CIT FUND CLASS D	SEL	02/24/2021	15,002,495.89		10,779,891.96	277,198.73
ACCOUNT 3055002090		78,526.542			14,725,297.16	
	SEL	03/31/2021	35,000,000.00		24,831,673.94	1,080,014.63
ACCOUNT 3055002090		180,887.294			33,919,985.37	
	SEL	05/05/2021	7,331.13		5,137.87	312.82
ACCOUNT 3055002090		37.427			7,018.31	
	SEL	07/28/2021	6,758.45		4,350.31	815.94
ACCOUNT 3055002090		31.690			5,942.51	
	SEL	10/28/2021	20,000,000.00		12,064,165.02	3,520,390.05
ACCOUNT 3055002090		87,881.879			16,479,609.95	
	SEL	10/28/2021	6,921.17		4,326.42	1,011.29
ACCOUNT 3055002090		31.516			5,909.88	
	SEL	02/11/2022	7,280.68		4,192.58	1,553.63
ACCOUNT 3055002090		30.541			5,727.05	
0 PURCHASES FOR	0.00	7 SALES FOR	70,030,787.32	ISSUE AGGREGATE TOTAL	70,030,787.32	

Report Of 5% Transactions

AGGREGATE BY BROKER **VALUATION 1,357,630,093.98 THRESHOLD 67,881,504.70**

DESCRIPTION	TRAN TYPE	SETTLE DATE / SHARES/UNITS	PURCHASE/SALE COST/PROCEEDS	BROKER COMMISSION/ OTH EXPENSE	COST OF ASSET / PREV ANNL MKT	NET GAIN/LOSS
ALLIANCE BROKER						
CUSIP # 000375204 ABB LTD SPON ADR ACCOUNT 4055003212	BUY	02/11/2021 26.000	763.31		763.31 763.31	
CUSIP # 000375204 ABB LTD SPON ADR ACCOUNT 4055003212	BUY	02/11/2021 8,930.000	262,168.73		262,168.73 262,168.73	
CUSIP # 000375204 ABB LTD SPON ADR ACCOUNT 4055003212	SEL	02/12/2021 4,783.000	140,045.53		87,386.37 134,736.12	5,309.41
CUSIP # 000375204 ABB LTD SPON ADR ACCOUNT 4055003212	SEL	02/16/2021 4,928.000	144,719.35		90,035.54 138,820.74	5,898.61
CUSIP # 000375204 ABB LTD SPON ADR ACCOUNT 4055003212	SEL	03/11/2021 5,069.000	153,220.89		92,611.64 142,792.68	10,428.21
CUSIP # 000375204 ABB LTD SPON ADR ACCOUNT 4055003212	SEL	03/12/2021 5,684.000	173,291.20		103,847.82 160,117.10	13,174.10
CUSIP # 000375204 ABB LTD SPON ADR ACCOUNT 4055003212	SEL	03/16/2021 7,290.000	223,037.87		133,189.76 205,357.78	17,680.09
CUSIP # 000375204 ABB LTD SPON ADR ACCOUNT 4055003212	SEL	07/01/2021 4,331.000	149,751.35		79,128.23 122,003.37	27,747.98
CUSIP # 000375204 ABB LTD SPON ADR ACCOUNT 4055003212	SEL	07/02/2021 4,682.000	159,680.19		95,531.83 131,890.96	27,789.23
CUSIP # 000375204 ABB LTD SPON ADR ACCOUNT 4055003212	SEL	07/22/2021 6,606.000	229,567.23		140,975.35 186,089.65	43,477.58
CUSIP # 000375204 ABB LTD SPON ADR ACCOUNT 4055003212	SEL	08/04/2021 5,684.000	207,919.08		125,640.66 160,117.10	47,801.98
CUSIP # 000375204 ABB LTD SPON ADR ACCOUNT 4055003212	SEL	08/17/2021 5,499.000	207,038.49		157,019.12 154,905.68	52,132.81

Report Of 5% Transactions

AGGREGATE BY BROKER VALUATION 1,357,630,093.98 THRESHOLD 67,881,504.70

DESCRIPTION	TRAN TYPE	SETTLE DATE / SHARES/UNITS	PURCHASE/SALE COST/PROCEEDS	BROKER COMMISSION/ OTH EXPENSE	COST OF ASSET / PREV ANNL MKT	NET GAIN/LOSS
ALLIANCE BROKER						
CUSIP # 000375204 ABB LTD SPON ADR ACCOUNT 4055003212	SEL	08/27/2021 5,133.000	191,777.14		150,695.64 144,595.54	47,181.60
CUSIP # 00206R102 AT&T INC ACCOUNT 4055003203	BUY	02/11/2021 36.000	1,035.33		1,035.33 1,035.33	
CUSIP # 00206R102 AT&T INC ACCOUNT 4055003203	BUY	02/11/2021 36,580.000	1,052,007.88		1,052,007.88 1,052,007.88	
CUSIP # 00206R102 AT&T INC ACCOUNT 4055003203	SEL	03/10/2021 138,100.000	4,168,913.91		4,559,213.36 3,971,723.05	197,190.86
CUSIP # 002824100 ABBOTT LABS ACCOUNT 4055003196	BUY	02/16/2021 4,736.000	596,094.75		596,094.75 596,094.75	
CUSIP # 00724F101 ADOBE SYS INC ACCOUNT 4055003196	BUY	02/16/2021 1,408.000	695,925.12		695,925.12 695,925.12	
CUSIP # 00724F101 ADOBE SYS INC ACCOUNT 4055003196	SEL	10/04/2021 1,961.000	1,131,078.24		549,295.71 979,624.17	151,454.07
CUSIP # 00774W103 AENA SME S.A. ACCOUNT 4055003212	BUY	04/29/2021 8,383.000	139,789.74		139,789.74 139,789.74	
CUSIP # 00774W103 AENA SME S.A. ACCOUNT 4055003212	BUY	05/03/2021 32,100.000	556,868.44		556,868.44 556,868.44	
CUSIP # 00774W103 AENA SME S.A. ACCOUNT 4055003212	BUY	06/11/2021 24,480.000	432,116.88		432,116.88 432,116.88	
CUSIP # 00774W103 AENA SME S.A. ACCOUNT 4055003212	BUY	07/02/2021 16,694.000	271,560.78		271,560.78 271,560.78	
CUSIP # 009066101 AIRBNB INC COM CL A	BUY	08/16/2021 10,593.000	1,579,907.82		1,579,907.82 1,579,907.82	

Report Of 5% Transactions

AGGREGATE BY BROKER **VALUATION** **1,357,630,093.98** **THRESHOLD** **67,881,504.70**

DESCRIPTION	TRAN TYPE	SETTLE DATE / SHARES/UNITS	PURCHASE/SALE COST/PROCEEDS	BROKER COMMISSION/ OTH EXPENSE	COST OF ASSET / PREV ANNL MKT	NET GAIN/LOSS
ALLIANCE BROKER ACCOUNT 4055003196						
CUSIP # 009066101 AIRBNB INC COM CL A ACCOUNT 4055003196	BUY	08/17/2021 12,409.000	1,845,831.30		1,845,831.30 1,845,831.30	
CUSIP # 009279100 AIRBUS GROUP ADR ACCOUNT 4055003212	BUY	02/11/2021 7,257.000	203,341.14		203,341.14 203,341.14	
CUSIP # 009279100 AIRBUS GROUP ADR ACCOUNT 4055003212	BUY	03/03/2021 6,085.000	183,744.49		183,744.49 183,744.49	
CUSIP # 009279100 AIRBUS GROUP ADR ACCOUNT 4055003212	SEL	07/09/2021 2,652.000	85,943.19		39,525.13 73,829.99	12,113.20
CUSIP # 009279100 AIRBUS GROUP ADR ACCOUNT 4055003212	SEL	07/21/2021 4,446.000	137,685.24		67,404.99 123,773.80	13,911.44
CUSIP # 009279100 AIRBUS GROUP ADR ACCOUNT 4055003212	SEL	08/05/2021 2,348.000	79,883.72		41,528.84 65,366.82	14,516.90
CUSIP # 009279100 AIRBUS GROUP ADR ACCOUNT 4055003212	SEL	09/15/2021 4,496.000	151,259.95		83,455.08 125,165.77	26,094.18
CUSIP # 009279100 AIRBUS GROUP ADR ACCOUNT 4055003212	SEL	09/29/2021 6,768.000	232,422.08		131,940.49 188,416.80	44,005.28
CUSIP # 009279100 AIRBUS GROUP ADR ACCOUNT 4055003212	SEL	10/15/2021 4,414.000	142,793.94		84,383.32 122,882.94	19,911.00
CUSIP # 009279100 AIRBUS GROUP ADR ACCOUNT 4055003212	SEL	11/24/2021 4,785.000	146,215.93		99,159.74 133,211.34	13,004.59
CUSIP # 009279100 AIRBUS GROUP ADR ACCOUNT 4055003212	SEL	12/14/2021 2,620.000	78,059.62		54,850.99 72,939.13	5,120.49

Report Of 5% Transactions

AGGREGATE BY BROKER VALUATION 1,357,630,093.98 THRESHOLD 67,881,504.70

DESCRIPTION	TRAN TYPE	SETTLE DATE / SHARES/UNITS	PURCHASE/SALE COST/PROCEEDS	BROKER COMMISSION/ OTH EXPENSE	COST OF ASSET / PREV ANNL MKT	NET GAIN/LOSS
ALLIANCE BROKER						
CUSIP # 009279100 AIRBUS GROUP ADR ACCOUNT 4055003212	SEL	12/14/2021 11,105.000	330,859.57		230,523.83 309,156.11	21,703.46
CUSIP # 009279100 AIRBUS GROUP ADR ACCOUNT 4055003212	SEL	12/20/2021 5,336.000	154,075.68		149,782.40 148,550.83	5,524.85
CUSIP # 009279100 AIRBUS GROUP ADR ACCOUNT 4055003212	SEL	12/23/2021 5,962.000	178,769.65		180,030.35 165,978.27	12,791.38
CUSIP # 00971T101 AKAMAI TECHNOLOGIES ACCOUNT 4055003221	SEL	01/11/2021 1,590.000	162,537.01		142,742.73 166,934.10	4,397.09-
CUSIP # 010199503 AKZO NOBEL NV ADR ACCOUNT 4055003212	SEL	02/02/2021 2,685.000	91,862.01		79,744.50 96,214.29	4,352.28-
CUSIP # 010199503 AKZO NOBEL NV ADR ACCOUNT 4055003212	SEL	02/05/2021 3,350.000	114,839.82		99,495.00 120,043.90	5,204.08-
CUSIP # 010199503 AKZO NOBEL NV ADR ACCOUNT 4055003212	BUY	02/11/2021 16.000	557.92		557.92 557.92	
CUSIP # 010199503 AKZO NOBEL NV ADR ACCOUNT 4055003212	BUY	02/11/2021 5,597.000	195,167.39		195,167.39 195,167.39	
CUSIP # 010199503 AKZO NOBEL NV ADR ACCOUNT 4055003212	SEL	09/15/2021 2,443.000	96,857.12		72,557.10 87,177.94	9,679.18
CUSIP # 010199503 AKZO NOBEL NV ADR ACCOUNT 4055003212	SEL	09/29/2021 5,589.000	207,837.08		165,993.30 199,442.29	8,394.79
CUSIP # 012348108 ALBANY INTER CORP CL A ACCOUNT 4055003221	SEL	01/11/2021 2,909.000	223,626.46		209,140.52 213,578.78	10,047.68
CUSIP # 012348108 ALBANY INTER CORP CL A ACCOUNT 4055003221	SEL	07/15/2021 543.000	46,883.36		39,038.60 39,867.06	7,016.30

Report Of 5% Transactions

AGGREGATE BY BROKER VALUATION 1,357,630,093.98 THRESHOLD 67,881,504.70

DESCRIPTION	TRAN TYPE	SETTLE DATE / SHARES/UNITS	PURCHASE/SALE COST/PROCEEDS	BROKER COMMISSION/ OTH EXPENSE	COST OF ASSET / PREV ANNL MKT	NET GAIN/LOSS
ALLIANCE BROKER						
CUSIP # 012653101 ALBEMARLE CORP ACCOUNT 4055003221	SEL	01/11/2021 1,707.000	313,981.03		115,683.05 251,816.64	62,164.39
CUSIP # 012653101 ALBEMARLE CORP ACCOUNT 4055003221	BUY	04/12/2021 544.000	79,307.15		79,307.15 79,307.15	
CUSIP # 012653101 ALBEMARLE CORP ACCOUNT 4055003221	SEL	07/15/2021 531.000	98,889.96		35,985.76 78,291.45	20,598.51
CUSIP # 016255101 ALIGN TECHNOLOGY INC ACCOUNT 4055003196	BUY	02/16/2021 1.000	596.59		596.59 596.59	
CUSIP # 016255101 ALIGN TECHNOLOGY INC ACCOUNT 4055003196	BUY	02/16/2021 506.000	301,931.72		301,931.72 301,931.72	
CUSIP # 016255101 ALIGN TECHNOLOGY INC ACCOUNT 4055003196	SEL	03/05/2021 2,255.000	1,203,564.48		397,146.09 1,217,165.35	13,600.87-
CUSIP # 020002101 ALLSTATE CORP ACCOUNT 4055003203	BUY	02/11/2021 4,993.000	539,443.72		539,443.72 539,443.72	
CUSIP # 020002101 ALLSTATE CORP ACCOUNT 4055003203	SEL	04/05/2021 6,636.000	763,303.99		704,220.54 727,790.40	35,513.59
CUSIP # 020002101 ALLSTATE CORP ACCOUNT 4055003203	SEL	04/06/2021 21,991.000	2,546,010.43		2,266,062.93 2,411,820.18	134,190.25
CUSIP # 020002101 ALLSTATE CORP ACCOUNT 4055003203	SEL	04/07/2021 8,100.000	949,630.24		833,952.52 888,351.76	61,278.48
CUSIP # 02079K107 ALPHABET INC CL C ACCOUNT 4055003196	BUY	02/16/2021 373.000	780,124.13		780,124.13 780,124.13	
CUSIP # 02079K107 ALPHABET INC CL C	SEL	02/25/2021 442.000	908,642.25		547,828.68 788,145.27	120,496.98

Report Of 5% Transactions

AGGREGATE BY BROKER **VALUATION** **1,357,630,093.98** **THRESHOLD** **67,881,504.70**

DESCRIPTION	TRAN TYPE	SETTLE DATE / SHARES/UNITS	PURCHASE/SALE COST/PROCEEDS	BROKER COMMISSION/ OTH EXPENSE	COST OF ASSET / PREV ANNL MKT	NET GAIN/LOSS
ALLIANCE BROKER ACCOUNT 4055003196						
CUSIP # 02079K305 ALPHABET INC CL A ACCOUNT 4055003196	BUY	02/16/2021 201.000	418,457.86		418,457.86 418,457.86	
CUSIP # 02079K305 ALPHABET INC CL A ACCOUNT 4055003196	BUY	08/17/2021 184.000	506,629.65		506,629.65 506,629.65	
CUSIP # 021244207 ALSTOM ADR ACCOUNT 4055003212	BUY	04/12/2021 27,159.000	142,691.06		142,691.06 142,691.06	
CUSIP # 021244207 ALSTOM ADR ACCOUNT 4055003212	BUY	04/15/2021 39,233.000	207,574.94		207,574.94 207,574.94	
CUSIP # 021244207 ALSTOM ADR ACCOUNT 4055003212	BUY	04/23/2021 25,945.000	139,674.96		139,674.96 139,674.96	
CUSIP # 021244207 ALSTOM ADR ACCOUNT 4055003212	BUY	05/07/2021 36,987.000	203,352.47		203,352.47 203,352.47	
CUSIP # 021244207 ALSTOM ADR ACCOUNT 4055003212	BUY	06/04/2021 48,883.000	273,757.04		273,757.04 273,757.04	
CUSIP # 021244207 ALSTOM ADR ACCOUNT 4055003212	BUY	07/09/2021 71,820.000	323,633.71		323,633.71 323,633.71	
CUSIP # 021244207 ALSTOM ADR ACCOUNT 4055003212	BUY	09/10/2021 45,029.000	175,810.24		175,810.24 175,810.24	
CUSIP # 021244207 ALSTOM ADR ACCOUNT 4055003212	BUY	10/20/2021 40,216.000	145,228.07		145,228.07 145,228.07	
CUSIP # 021244207 ALSTOM ADR ACCOUNT 4055003212	BUY	12/23/2021 40,893.000	135,745.49		135,745.49 135,745.49	

Report Of 5% Transactions

AGGREGATE BY BROKER VALUATION 1,357,630,093.98 THRESHOLD 67,881,504.70

DESCRIPTION	TRAN TYPE	SETTLE DATE / SHARES/UNITS	PURCHASE/SALE COST/PROCEEDS	BROKER COMMISSION/ OTH EXPENSE	COST OF ASSET / PREV ANNL MKT	NET GAIN/LOSS
ALLIANCE BROKER						
CUSIP # 02263T104 AMADEUS IT HLDG S A ADR ACCOUNT 4055003212	BUY	01/14/2021 2,641.000	183,000.17		183,000.17 183,000.17	
CUSIP # 02263T104 AMADEUS IT HLDG S A ADR ACCOUNT 4055003212	BUY	02/11/2021 9.000	605.38		605.38 605.38	
CUSIP # 02263T104 AMADEUS IT HLDG S A ADR ACCOUNT 4055003212	BUY	02/11/2021 3,250.000	218,608.85		218,608.85 218,608.85	
CUSIP # 02263T104 AMADEUS IT HLDG S A ADR ACCOUNT 4055003212	BUY	02/16/2021 2,923.000	193,108.49		193,108.49 193,108.49	
CUSIP # 02263T104 AMADEUS IT HLDG S A ADR ACCOUNT 4055003212	BUY	03/03/2021 2,331.000	166,772.81		166,772.81 166,772.81	
CUSIP # 02263T104 AMADEUS IT HLDG S A ADR ACCOUNT 4055003212	BUY	03/12/2021 966.000	70,413.48		70,413.48 70,413.48	
CUSIP # 02263T104 AMADEUS IT HLDG S A ADR ACCOUNT 4055003212	BUY	03/19/2021 1,921.000	141,185.82		141,185.82 141,185.82	
CUSIP # 02263T104 AMADEUS IT HLDG S A ADR ACCOUNT 4055003212	BUY	04/16/2021 1,970.000	140,015.71		140,015.71 140,015.71	
CUSIP # 02263T104 AMADEUS IT HLDG S A ADR ACCOUNT 4055003212	BUY	04/23/2021 1,529.000	103,709.29		103,709.29 103,709.29	
CUSIP # 02263T104 AMADEUS IT HLDG S A ADR ACCOUNT 4055003212	BUY	09/20/2021 2,703.000	165,506.90		165,506.90 165,506.90	
CUSIP # 023135106 AMAZON COM INC ACCOUNT 4055003196	BUY	02/19/2021 1,644.000	5,398,733.57		5,398,733.57 5,398,733.57	
CUSIP # 023135106 AMAZON COM INC ACCOUNT 4055003196	BUY	08/17/2021 166.000	546,121.11		546,121.11 546,121.11	

Report Of 5% Transactions

AGGREGATE BY BROKER **VALUATION 1,357,630,093.98 THRESHOLD 67,881,504.70**

DESCRIPTION	TRAN TYPE	SETTLE DATE / SHARES/UNITS	PURCHASE/SALE COST/PROCEEDS	BROKER COMMISSION/ OTH EXPENSE	COST OF ASSET / PREV ANNL MKT	NET GAIN/LOSS
ALLIANCE BROKER						
CUSIP # 023135106 AMAZON COM INC ACCOUNT 4055003196	BUY	10/04/2021 989.000	3,260,144.45		3,260,144.45 3,260,144.45	
CUSIP # 023135106 AMAZON COM INC ACCOUNT 4055003196	BUY	11/12/2021 653.000	2,298,783.13		2,298,783.13 2,298,783.13	
CUSIP # 026874784 AMERICAN INTL GROUP INC ACCOUNT 4055003203	BUY	02/11/2021 16,795.000	710,611.57		710,611.57 710,611.57	
CUSIP # 026874784 AMERICAN INTL GROUP INC ACCOUNT 4055003203	SEL	09/16/2021 14,715.000	801,199.70		837,039.23 568,818.13	232,381.57
CUSIP # 03662Q105 ANSYS INC ACCOUNT 4055003221	SEL	01/11/2021 574.000	208,928.85		129,341.61 208,821.20	107.65
CUSIP # 03938L203 ARCELORMITTAL SA LUXEMBOURG ACCOUNT 4055003212	SEL	01/20/2021 3,791.000	90,598.72		43,024.44 86,813.90	3,784.82
CUSIP # 03938L203 ARCELORMITTAL SA LUXEMBOURG ACCOUNT 4055003212	SEL	02/02/2021 4,432.000	98,042.98		49,862.81 101,492.80	3,449.82-
CUSIP # 03938L203 ARCELORMITTAL SA LUXEMBOURG ACCOUNT 4055003212	BUY	02/11/2021 2,334.000	54,259.20		54,259.20 54,259.20	
CUSIP # 03938L203 ARCELORMITTAL SA LUXEMBOURG ACCOUNT 4055003212	BUY	06/25/2021 11,772.000	351,141.10		351,141.10 351,141.10	
CUSIP # 03938L203 ARCELORMITTAL SA LUXEMBOURG ACCOUNT 4055003212	SEL	09/28/2021 8,490.000	257,187.95		89,409.46 219,863.79	37,324.16
CUSIP # 039483102 ARCHER DANIELS MIDLAND CO ACCOUNT 4055003203	BUY	02/11/2021 7.000	382.59		382.59 382.59	
CUSIP # 039483102 ARCHER DANIELS MIDLAND CO	BUY	02/11/2021 9,207.000	503,213.19		503,213.19 503,213.19	

Report Of 5% Transactions

AGGREGATE BY BROKER VALUATION 1,357,630,093.98 THRESHOLD 67,881,504.70

DESCRIPTION	TRAN TYPE	SETTLE DATE / SHARES/UNITS	PURCHASE/SALE COST/PROCEEDS	BROKER COMMISSION/ OTH EXPENSE	COST OF ASSET / PREV ANNL MKT	NET GAIN/LOSS
ALLIANCE BROKER ACCOUNT 4055003203						
CUSIP # 03957W106 ARCHROCK INC ACCOUNT 4055003221	SEL	01/11/2021 24,869.000	232,040.05		243,529.68 215,365.54	16,674.51
CUSIP # 03957W106 ARCHROCK INC ACCOUNT 4055003221	SEL	01/03/2022 35,273.000	260,644.98		204,539.66 305,464.18	44,819.20-
CUSIP # 042735100 ARROW ELECTRS INC ACCOUNT 4055003221	SEL	01/11/2021 1,625.000	169,756.09		119,914.28 158,112.50	11,643.59
CUSIP # 042735100 ARROW ELECTRS INC ACCOUNT 4055003221	BUY	02/24/2021 2,222.000	227,374.15		227,374.15 227,374.15	
CUSIP # 046353108 ASTRAZENECA PLC SPON ADR ACCOUNT 4055003212	BUY	06/28/2021 6,734.000	396,411.72		396,411.72 396,411.72	
CUSIP # 046353108 ASTRAZENECA PLC SPON ADR ACCOUNT 4055003212	BUY	07/01/2021 6,501.000	391,095.61		391,095.61 391,095.61	
CUSIP # 046353108 ASTRAZENECA PLC SPON ADR ACCOUNT 4055003212	BUY	07/07/2021 6,470.000	391,475.76		391,475.76 391,475.76	
CUSIP # 046353108 ASTRAZENECA PLC SPON ADR ACCOUNT 4055003212	BUY	07/21/2021 7,542.000	424,188.48		424,188.48 424,188.48	
CUSIP # 052769106 AUTODESK INC (DEL) ACCOUNT 4055003196	SEL	01/19/2021 2,287.000	715,144.87		342,246.48 698,312.58	16,832.29
CUSIP # 052769106 AUTODESK INC (DEL) ACCOUNT 4055003196	BUY	02/16/2021 13.000	3,895.73		3,895.73 3,895.73	
CUSIP # 052769106 AUTODESK INC (DEL) ACCOUNT 4055003196	BUY	02/16/2021 1,170.000	350,615.30		350,615.30 350,615.30	

Report Of 5% Transactions

AGGREGATE BY BROKER **VALUATION** **1,357,630,093.98** **THRESHOLD** **67,881,504.70**

DESCRIPTION	TRAN TYPE	SETTLE DATE / SHARES/UNITS	PURCHASE/SALE COST/PROCEEDS	BROKER COMMISSION/ OTH EXPENSE	COST OF ASSET / PREV ANNL MKT	NET GAIN/LOSS
ALLIANCE BROKER						
CUSIP # 052769106 AUTODESK INC (DEL) ACCOUNT 4055003196	BUY	10/04/2021 2,223.000	638,896.87		638,896.87 638,896.87	
CUSIP # 054536107 AXA SA ONE ADR REPRESENTS 1/2 SHR FORMERLY AXA SA SPONSORED ADR ACCOUNT 4055003212	BUY	02/11/2021 177.000	4,150.67		4,150.67 4,150.67	
CUSIP # 054536107 AXA SA ONE ADR REPRESENTS 1/2 SHR FORMERLY AXA SA SPONSORED ADR ACCOUNT 4055003212	BUY	02/11/2021 10,347.000	242,638.60		242,638.60 242,638.60	
CUSIP # 054536107 AXA SA ONE ADR REPRESENTS 1/2 SHR FORMERLY AXA SA SPONSORED ADR ACCOUNT 4055003212	SEL	03/09/2021 11,085.000	287,351.66		234,156.34 263,924.40	23,427.26
CUSIP # 054536107 AXA SA ONE ADR REPRESENTS 1/2 SHR FORMERLY AXA SA SPONSORED ADR ACCOUNT 4055003212	SEL	04/23/2021 5,348.000	147,644.68		112,102.99 127,331.32	20,313.36
CUSIP # 054536107 AXA SA ONE ADR REPRESENTS 1/2 SHR FORMERLY AXA SA SPONSORED ADR ACCOUNT 4055003212	BUY	07/07/2021 9,390.000	244,163.23		244,163.23 244,163.23	
CUSIP # 054536107 AXA SA ONE ADR REPRESENTS 1/2 SHR FORMERLY AXA SA SPONSORED ADR ACCOUNT 4055003212	BUY	09/13/2021 8,233.000	228,402.18		228,402.18 228,402.18	
CUSIP # 054536107 AXA SA ONE ADR REPRESENTS 1/2 SHR FORMERLY AXA SA SPONSORED ADR ACCOUNT 4055003212	SEL	11/22/2021 9,500.000	273,312.65		194,854.94 233,379.48	39,933.17

Report Of 5% Transactions

AGGREGATE BY BROKER VALUATION 1,357,630,093.98 THRESHOLD 67,881,504.70

DESCRIPTION	TRAN TYPE	SETTLE DATE / SHARES/UNITS	PURCHASE/SALE COST/PROCEEDS	BROKER COMMISSION/ OTH EXPENSE	COST OF ASSET / PREV ANNL MKT	NET GAIN/LOSS
ALLIANCE BROKER						
CUSIP # 054536107 AXA SA ONE ADR REPRESENTS 1/2 SHR FORMERLY AXA SA SPONSORED ADR ACCOUNT 4055003212	SEL	12/20/2021 8,189.000	238,066.11		169,092.67 201,173.12	36,892.99
CUSIP # 055262505 BASF AG SPON ADR ACCOUNT 4055003212	BUY	02/11/2021 314.000	6,393.04		6,393.04 6,393.04	
CUSIP # 055262505 BASF AG SPON ADR ACCOUNT 4055003212	BUY	02/11/2021 15,827.000	322,237.72		322,237.72 322,237.72	
CUSIP # 055262505 BASF AG SPON ADR ACCOUNT 4055003212	SEL	04/15/2021 7,217.000	152,807.65		123,591.13 143,479.49	9,328.16
CUSIP # 055262505 BASF AG SPON ADR ACCOUNT 4055003212	SEL	04/23/2021 4,723.000	99,874.88		80,881.37 93,896.86	5,978.02
CUSIP # 055262505 BASF AG SPON ADR ACCOUNT 4055003212	SEL	04/27/2021 12,064.000	252,842.05		206,596.00 239,841.56	13,000.49
CUSIP # 055262505 BASF AG SPON ADR ACCOUNT 4055003212	BUY	09/08/2021 7,314.000	142,219.27		142,219.27 142,219.27	
CUSIP # 055262505 BASF AG SPON ADR ACCOUNT 4055003212	BUY	11/16/2021 12,063.000	217,083.34		217,083.34 217,083.34	
CUSIP # 055622104 BP PLC SPON ADR ACCOUNT 4055003212	BUY	02/02/2021 9,308.000	209,911.22		209,911.22 209,911.22	
CUSIP # 055622104 BP PLC SPON ADR ACCOUNT 4055003212	BUY	02/11/2021 20.000	436.33		436.33 436.33	
CUSIP # 055622104 BP PLC SPON ADR ACCOUNT 4055003212	BUY	02/11/2021 6,945.000	151,515.59		151,515.59 151,515.59	

Report Of 5% Transactions

AGGREGATE BY BROKER VALUATION 1,357,630,093.98 THRESHOLD 67,881,504.70

DESCRIPTION	TRAN TYPE	SETTLE DATE / SHARES/UNITS	PURCHASE/SALE COST/PROCEEDS	BROKER COMMISSION/ OTH EXPENSE	COST OF ASSET / PREV ANNL MKT	NET GAIN/LOSS
ALLIANCE BROKER						
CUSIP # 055622104 BP PLC SPON ADR ACCOUNT 4055003212	BUY	02/17/2021 13,149.000	282,791.60		282,791.60 282,791.60	
CUSIP # 055622104 BP PLC SPON ADR ACCOUNT 4055003212	BUY	08/24/2021 6,413.000	150,806.83		150,806.83 150,806.83	
CUSIP # 055622104 BP PLC SPON ADR ACCOUNT 4055003212	BUY	09/13/2021 6,166.000	149,777.07		149,777.07 149,777.07	
CUSIP # 055622104 BP PLC SPON ADR ACCOUNT 4055003212	BUY	09/14/2021 14,861.000	366,906.20		366,906.20 366,906.20	
CUSIP # 05565A202 BNP PARIBAS ADR ACCOUNT 4055003212	SEL	01/14/2021 5,365.000	147,786.39		126,348.11 141,480.41	6,305.98
CUSIP # 05565A202 BNP PARIBAS ADR ACCOUNT 4055003212	BUY	02/11/2021 21.000	563.37		563.37 563.37	
CUSIP # 05565A202 BNP PARIBAS ADR ACCOUNT 4055003212	BUY	02/11/2021 7,236.000	194,121.19		194,121.19 194,121.19	
CUSIP # 05565A202 BNP PARIBAS ADR ACCOUNT 4055003212	SEL	02/17/2021 3,473.000	96,482.31		77,391.44 91,832.27	4,650.04
CUSIP # 05565A202 BNP PARIBAS ADR ACCOUNT 4055003212	SEL	02/23/2021 4,755.000	137,588.58		97,405.08 125,730.63	11,857.95
CUSIP # 05565A202 BNP PARIBAS ADR ACCOUNT 4055003212	SEL	03/03/2021 7,364.000	218,830.45		126,640.69 194,717.21	24,113.24
CUSIP # 05565A202 BNP PARIBAS ADR ACCOUNT 4055003212	SEL	03/17/2021 6,345.000	197,361.48		129,570.48 167,773.04	29,588.44
CUSIP # 05565A202 BNP PARIBAS ADR ACCOUNT 4055003212	SEL	04/06/2021 5,796.000	175,846.84		116,157.12 153,256.51	22,590.33

Report Of 5% Transactions

AGGREGATE BY BROKER VALUATION 1,357,630,093.98 THRESHOLD 67,881,504.70

DESCRIPTION	TRAN TYPE	SETTLE DATE / SHARES/UNITS	PURCHASE/SALE COST/PROCEEDS	BROKER COMMISSION/ OTH EXPENSE	COST OF ASSET / PREV ANNL MKT	NET GAIN/LOSS
ALLIANCE BROKER						
CUSIP # 05565A202 BNP PARIBAS ADR ACCOUNT 4055003212	SEL	06/02/2021 5,050.000	171,798.10		98,781.06 133,530.95	38,267.15
CUSIP # 05565A202 BNP PARIBAS ADR ACCOUNT 4055003212	SEL	09/01/2021 7,956.000	248,132.84		164,511.15 210,370.74	37,762.10
CUSIP # 056752108 BAIDU COM INC SPONSORED ADR ACCOUNT 4055003212	SEL	01/15/2021 467.000	111,556.68		47,517.39 100,984.08	10,572.60
CUSIP # 056752108 BAIDU COM INC SPONSORED ADR ACCOUNT 4055003212	SEL	01/20/2021 1,019.000	249,956.60		103,683.56 220,348.56	29,608.04
CUSIP # 056752108 BAIDU COM INC SPONSORED ADR ACCOUNT 4055003212	SEL	02/02/2021 1,093.000	262,325.13		127,263.18 236,350.32	25,974.81
CUSIP # 056752108 BAIDU COM INC SPONSORED ADR ACCOUNT 4055003212	SEL	02/09/2021 391.000	101,407.31		48,695.14 84,549.84	16,857.47
CUSIP # 056752108 BAIDU COM INC SPONSORED ADR ACCOUNT 4055003212	BUY	02/11/2021 9.000	2,644.15		2,644.15 2,644.15	
CUSIP # 056752108 BAIDU COM INC SPONSORED ADR ACCOUNT 4055003212	BUY	02/11/2021 289.000	84,912.19		84,912.19 84,912.19	
CUSIP # 056752108 BAIDU COM INC SPONSORED ADR ACCOUNT 4055003212	SEL	03/01/2021 426.000	129,417.53		53,054.04 97,178.76	32,238.77
CUSIP # 056752108 BAIDU COM INC SPONSORED ADR ACCOUNT 4055003212	SEL	06/25/2021 1,520.000	288,449.38		240,338.78 346,741.10	58,291.72-
CUSIP # 05845R306 BALFOUR BEATTY PLC ADR ACCOUNT 4055003212	BUY	02/11/2021 18.000	134.55		134.55 134.55	
CUSIP # 05845R306 BALFOUR BEATTY PLC ADR	BUY	02/11/2021 4,909.000	36,694.78		36,694.78 36,694.78	

Report Of 5% Transactions

AGGREGATE BY BROKER **VALUATION** **1,357,630,093.98** **THRESHOLD** **67,881,504.70**

DESCRIPTION	TRAN TYPE	SETTLE DATE / SHARES/UNITS	PURCHASE/SALE COST/PROCEEDS	BROKER COMMISSION/ OTH EXPENSE	COST OF ASSET / PREV ANNL MKT	NET GAIN/LOSS
ALLIANCE BROKER ACCOUNT 4055003212						
CUSIP # 05845R306 BALFOUR BEATTY PLC ADR ACCOUNT 4055003212	SEL	07/22/2021 27,766.000	218,028.62		147,636.48 205,409.04	12,619.58
CUSIP # 05845R306 BALFOUR BEATTY PLC ADR ACCOUNT 4055003212	SEL	07/23/2021 12,151.000	97,760.37		86,530.45 89,891.42	7,868.95
CUSIP # 05946K101 BANCO BILBAO VIZCAYA SPONS ADR ACCOUNT 4055003212	SEL	01/14/2021 46,322.000	239,780.53		258,041.23 228,830.68	10,949.85
CUSIP # 05946K101 BANCO BILBAO VIZCAYA SPONS ADR ACCOUNT 4055003212	BUY	02/11/2021 114.000	603.62		603.62 603.62	
CUSIP # 05946K101 BANCO BILBAO VIZCAYA SPONS ADR ACCOUNT 4055003212	BUY	02/11/2021 18,874.000	99,937.25		99,937.25 99,937.25	
CUSIP # 05946K101 BANCO BILBAO VIZCAYA SPONS ADR ACCOUNT 4055003212	SEL	03/01/2021 16,035.000	93,473.95		84,940.82 79,635.01	13,838.94
CUSIP # 05946K101 BANCO BILBAO VIZCAYA SPONS ADR ACCOUNT 4055003212	SEL	03/22/2021 29,016.000	167,644.88		143,242.94 144,102.87	23,542.01
CUSIP # 05946K101 BANCO BILBAO VIZCAYA SPONS ADR ACCOUNT 4055003212	SEL	07/01/2021 22,591.000	141,958.85		78,696.38 112,194.23	29,764.62
CUSIP # 05946K101 BANCO BILBAO VIZCAYA SPONS ADR ACCOUNT 4055003212	SEL	08/31/2021 29,666.000	192,721.21		99,772.88 147,330.98	45,390.23
CUSIP # 05946K101 BANCO BILBAO VIZCAYA SPONS ADR ACCOUNT 4055003212	SEL	09/22/2021 22,618.000	140,366.59		78,407.82 112,328.33	28,038.26
CUSIP # 05946K101 BANCO BILBAO VIZCAYA SPONS ADR ACCOUNT 4055003212	SEL	10/12/2021 9,066.000	62,836.12		28,285.02 45,024.70	17,811.42

Report Of 5% Transactions

AGGREGATE BY BROKER VALUATION 1,357,630,093.98 THRESHOLD 67,881,504.70

DESCRIPTION	TRAN TYPE	SETTLE DATE / SHARES/UNITS	PURCHASE/SALE COST/PROCEEDS	BROKER COMMISSION/ OTH EXPENSE	COST OF ASSET / PREV ANNL MKT	NET GAIN/LOSS
ALLIANCE BROKER						
CUSIP # 05946K101 BANCO BILBAO VIZCAYA SPONS ADR ACCOUNT 4055003212	SEL	12/13/2021 29,040.000	165,524.25		91,875.60 144,222.06	21,302.19
CUSIP # 06738E204 BARCLAYS PLC ADR ACCOUNT 4055003212	SEL	01/20/2021 11,847.000	95,360.32		50,928.02 94,657.53	702.79
CUSIP # 06738E204 BARCLAYS PLC ADR ACCOUNT 4055003212	BUY	02/11/2021 67.000	546.69		546.69 546.69	
CUSIP # 06738E204 BARCLAYS PLC ADR ACCOUNT 4055003212	BUY	02/11/2021 23,107.000	188,541.57		188,541.57 188,541.57	
CUSIP # 06738E204 BARCLAYS PLC ADR ACCOUNT 4055003212	SEL	03/15/2021 20,879.000	199,293.21		99,377.78 167,369.55	31,923.66
CUSIP # 06738E204 BARCLAYS PLC ADR ACCOUNT 4055003212	SEL	04/06/2021 23,373.000	237,442.75		129,568.01 187,361.87	50,080.88
CUSIP # 06738E204 BARCLAYS PLC ADR ACCOUNT 4055003212	SEL	09/20/2021 8,254.000	84,370.30		50,796.77 66,165.44	18,204.86
CUSIP # 071813109 BAXTER INTL INC ACCOUNT 4055003203	BUY	10/27/2021 12,917.000	1,052,840.13		1,052,840.13 1,052,840.13	
CUSIP # 071813109 BAXTER INTL INC ACCOUNT 4055003203	BUY	10/28/2021 17,866.000	1,460,522.27		1,460,522.27 1,460,522.27	
CUSIP # 071813109 BAXTER INTL INC ACCOUNT 4055003203	BUY	10/29/2021 24,989.000	2,050,289.98		2,050,289.98 2,050,289.98	
CUSIP # 072730302 BAYER AG SPONSORED ADR ACCOUNT 4055003212	BUY	02/11/2021 22.000	369.16		369.16 369.16	
CUSIP # 072730302 BAYER AG SPONSORED ADR ACCOUNT 4055003212	BUY	02/11/2021 7,806.000	130,984.68		130,984.68 130,984.68	

Report Of 5% Transactions

AGGREGATE BY BROKER VALUATION 1,357,630,093.98 THRESHOLD 67,881,504.70

DESCRIPTION	TRAN TYPE	SETTLE DATE / SHARES/UNITS	PURCHASE/SALE COST/PROCEEDS	BROKER COMMISSION/ OTH EXPENSE	COST OF ASSET / PREV ANNL MKT	NET GAIN/LOSS
ALLIANCE BROKER						
CUSIP # 090572207 BIO RAD LABORATORIES INC CL A ACCOUNT 4055003221	SEL	01/11/2021 398.000	252,199.30		131,830.93 232,010.12	20,189.18
CUSIP # 090572207 BIO RAD LABORATORIES INC CL A ACCOUNT 4055003221	SEL	07/15/2021 89.000	59,565.09		29,479.78 51,881.66	7,683.43
CUSIP # 09215C105 BLACK KNIGHT INC ACCOUNT 4055003221	SEL	01/11/2021 2,732.000	239,919.20		169,259.42 241,372.20	1,453.00-
CUSIP # 099724106 BORG WARNER ACCOUNT 4055003221	BUY	02/24/2021 7,106.000	316,937.55		316,937.55 316,937.55	
CUSIP # 101121101 BOSTON PROPERTIES INC ACCOUNT 4055003221	SEL	01/11/2021 106.000	9,529.77		13,510.00 10,020.18	490.41-
CUSIP # 101121101 BOSTON PROPERTIES INC ACCOUNT 4055003221	BUY	02/04/2021 3,492.000	315,865.37		315,865.37 315,865.37	
CUSIP # 10316T104 BOX INC - CLASS A ACCOUNT 4055003221	BUY	10/22/2021 61,187.000	1,589,534.24		1,589,534.24 1,589,534.24	
CUSIP # 110448107 BRITISH AMERN TOB PLC SPONSORED ADR ACCOUNT 4055003212	BUY	02/11/2021 29.000	1,110.20		1,110.20 1,110.20	
CUSIP # 110448107 BRITISH AMERN TOB PLC SPONSORED ADR ACCOUNT 4055003212	BUY	02/11/2021 5,929.000	226,977.54		226,977.54 226,977.54	
CUSIP # 110448107 BRITISH AMERN TOB PLC SPONSORED ADR ACCOUNT 4055003212	SEL	04/22/2021 4,906.000	184,811.99		170,784.73 184,498.36	313.63
CUSIP # 110448107 BRITISH AMERN TOB PLC SPONSORED ADR	SEL	12/01/2021 3,035.000	103,621.05		105,652.60 114,136.27	10,515.22-

Report Of 5% Transactions

AGGREGATE BY BROKER **VALUATION** **1,357,630,093.98** **THRESHOLD** **67,881,504.70**

DESCRIPTION	TRAN TYPE	SETTLE DATE / SHARES/UNITS	PURCHASE/SALE COST/PROCEEDS	BROKER COMMISSION/ OTH EXPENSE	COST OF ASSET / PREV ANNL MKT	NET GAIN/LOSS
ALLIANCE BROKER ACCOUNT 4055003212						
CUSIP # 11135F101 BROADCOM INC ACCOUNT 4055003203	BUY	02/11/2021 814.000	386,681.18		386,681.18 386,681.18	
CUSIP # 12504L109 CBRE GROUP INC ACCOUNT 4055003221	SEL	01/11/2021 3,414.000	208,437.16		177,155.87 214,126.08	5,688.92-
CUSIP # 125269100 CF INDS HLDGS INC ACCOUNT 4055003221	SEL	01/11/2021 4,348.000	187,170.30		122,636.65 168,311.08	18,859.22
CUSIP # 125269100 CF INDS HLDGS INC ACCOUNT 4055003221	SEL	07/15/2021 1,428.000	70,742.32		40,277.17 55,277.88	15,464.44
CUSIP # 125523100 CIGNA CORP ACCOUNT 4055003203	BUY	02/11/2021 3.000	630.27		630.27 630.27	
CUSIP # 125523100 CIGNA CORP ACCOUNT 4055003203	BUY	02/11/2021 4,542.000	954,228.78		954,228.78 954,228.78	
CUSIP # 125523100 CIGNA CORP ACCOUNT 4055003203	BUY	09/17/2021 854.000	177,657.53		177,657.53 177,657.53	
CUSIP # 126650100 CVS/CAREMARK CORP ACCOUNT 4055003203	BUY	02/11/2021 2.000	146.33		146.33 146.33	
CUSIP # 126650100 CVS/CAREMARK CORP ACCOUNT 4055003203	BUY	02/11/2021 10,284.000	752,435.03		752,435.03 752,435.03	
CUSIP # 127055101 CABOT CORP ACCOUNT 4055003221	SEL	01/11/2021 2,559.000	123,983.36		110,599.98 114,847.92	9,135.44
CUSIP # 12803K109 CAIXABANK ADR ACCOUNT 4055003212	BUY	02/11/2021 234,005.000	212,198.08		212,198.08 212,198.08	

Report Of 5% Transactions

AGGREGATE BY BROKER VALUATION 1,357,630,093.98 THRESHOLD 67,881,504.70

DESCRIPTION	TRAN TYPE	SETTLE DATE / SHARES/UNITS	PURCHASE/SALE COST/PROCEEDS	BROKER COMMISSION/ OTH EXPENSE	COST OF ASSET / PREV ANNL MKT	NET GAIN/LOSS
ALLIANCE BROKER						
CUSIP # 12803K109 CAIXABANK ADR ACCOUNT 4055003212	SEL	04/27/2021 186,852.000	177,433.75		152,284.38 161,571.22	15,862.53
CUSIP # 12803K109 CAIXABANK ADR ACCOUNT 4055003212	BUY	11/12/2021 136,199.000	130,289.25		130,289.25 130,289.25	
CUSIP # 136375102 CANADIAN NATL RAILWAY CO ACCOUNT 4055003212	BUY	12/13/2021 1,550.000	199,693.48		199,693.48 199,693.48	
CUSIP # 136375102 CANADIAN NATL RAILWAY CO ACCOUNT 4055003212	BUY	12/14/2021 1,389.000	179,180.72		179,180.72 179,180.72	
CUSIP # 136375102 CANADIAN NATL RAILWAY CO ACCOUNT 4055003212	BUY	12/31/2021 1,344.000	164,018.94		164,018.94 164,018.94	
CUSIP # 14149Y108 CARDINAL HEALTH INC ACCOUNT 4055003203	BUY	02/11/2021 36.000	1,897.64		1,897.64 1,897.64	
CUSIP # 14149Y108 CARDINAL HEALTH INC ACCOUNT 4055003203	BUY	02/11/2021 20,882.000	1,100,734.07		1,100,734.07 1,100,734.07	
CUSIP # 14149Y108 CARDINAL HEALTH INC ACCOUNT 4055003203	BUY	09/17/2021 1,656.000	87,569.11		87,569.11 87,569.11	
CUSIP # 14149Y108 CARDINAL HEALTH INC ACCOUNT 4055003203	SEL	10/27/2021 17,873.000	874,151.46		871,730.55 952,917.56	78,766.10-
CUSIP # 14149Y108 CARDINAL HEALTH INC ACCOUNT 4055003203	SEL	10/28/2021 24,237.000	1,181,908.85		1,289,721.63 1,292,220.82	110,311.97-
CUSIP # 14149Y108 CARDINAL HEALTH INC ACCOUNT 4055003203	SEL	10/29/2021 35,208.000	1,680,335.48		1,792,459.02 1,877,151.08	196,815.60-
CUSIP # 144430204 CARREFOUR SA SPONSORED ADR ACCOUNT 4055003212	SEL	01/15/2021 72,317.000	307,767.11		242,280.93 248,264.26	59,502.85

Report Of 5% Transactions

AGGREGATE BY BROKER VALUATION 1,357,630,093.98 THRESHOLD 67,881,504.70

DESCRIPTION	TRAN TYPE	SETTLE DATE / SHARES/UNITS	PURCHASE/SALE COST/PROCEEDS	BROKER COMMISSION/ OTH EXPENSE	COST OF ASSET / PREV ANNL MKT	NET GAIN/LOSS
ALLIANCE BROKER						
CUSIP # 144430204 CARREFOUR SA SPONSORED ADR ACCOUNT 4055003212	SEL	01/20/2021 19,576.000	76,957.42		68,468.26 67,204.41	9,753.01
CUSIP # 144430204 CARREFOUR SA SPONSORED ADR ACCOUNT 4055003212	SEL	02/02/2021 26,208.000	87,973.06		85,353.18 89,972.06	1,999.00-
CUSIP # 144430204 CARREFOUR SA SPONSORED ADR ACCOUNT 4055003212	SEL	02/05/2021 16,759.000	56,221.84		52,778.79 57,533.65	1,311.81-
CUSIP # 144430204 CARREFOUR SA SPONSORED ADR ACCOUNT 4055003212	BUY	02/11/2021 37.000	129.15		129.15 129.15	
CUSIP # 144430204 CARREFOUR SA SPONSORED ADR ACCOUNT 4055003212	BUY	02/11/2021 13,150.000	45,899.29		45,899.29 45,899.29	
CUSIP # 144430204 CARREFOUR SA SPONSORED ADR ACCOUNT 4055003212	SEL	07/09/2021 25,198.000	100,531.94		79,871.56 86,731.83	13,800.11
CUSIP # 144430204 CARREFOUR SA SPONSORED ADR ACCOUNT 4055003212	SEL	07/26/2021 30,794.000	113,222.80		100,856.18 105,993.34	7,229.46
CUSIP # 144430204 CARREFOUR SA SPONSORED ADR ACCOUNT 4055003212	SEL	08/02/2021 28,053.000	107,044.09		95,934.21 96,558.78	10,485.31
CUSIP # 149123101 CATERPILLAR INC ACCOUNT 4055003203	BUY	02/11/2021 2,515.000	498,184.53		498,184.53 498,184.53	
CUSIP # 149123101 CATERPILLAR INC ACCOUNT 4055003203	SEL	04/15/2021 1,623.000	370,924.04		204,169.02 298,686.48	72,237.56
CUSIP # 149123101 CATERPILLAR INC ACCOUNT 4055003203	SEL	08/11/2021 7,965.000	1,662,232.86		1,000,477.92 1,465,827.36	196,405.50
CUSIP # 149123101 CATERPILLAR INC	SEL	08/12/2021 10,478.000	2,231,927.30		1,539,846.74 1,928,303.71	303,623.59

Report Of 5% Transactions

AGGREGATE BY BROKER **VALUATION 1,357,630,093.98 THRESHOLD 67,881,504.70**

DESCRIPTION	TRAN TYPE	SETTLE DATE / SHARES/UNITS	PURCHASE/SALE COST/PROCEEDS	BROKER COMMISSION/ OTH EXPENSE	COST OF ASSET / PREV ANNL MKT	NET GAIN/LOSS
ALLIANCE BROKER ACCOUNT 4055003203						
CUSIP # 15135B101 CENTENE CORP ACCOUNT 4055003221	SEL	01/11/2021 2,123.000	147,804.87		93,300.54 127,443.69	20,361.18
CUSIP # 172755100 CIRRUS LOGIC INC ACCOUNT 4055003221	SEL	01/11/2021 1,972.000	179,907.69		109,030.89 162,098.40	17,809.29
CUSIP # 172755100 CIRRUS LOGIC INC ACCOUNT 4055003221	BUY	06/01/2021 3,204.000	249,756.93		249,756.93 249,756.93	
CUSIP # 17275R102 CISCO SYS INC ACCOUNT 4055003203	BUY	02/11/2021 26.000	1,264.25		1,264.25 1,264.25	
CUSIP # 17275R102 CISCO SYS INC ACCOUNT 4055003203	BUY	02/11/2021 8,483.000	412,485.88		412,485.88 412,485.88	
CUSIP # 192446102 COGNIZANT TECHNOLOGY SOLUTIONS ACCOUNT 4055003203	BUY	02/11/2021 13,092.000	1,003,501.80		1,003,501.80 1,003,501.80	
CUSIP # 192446102 COGNIZANT TECHNOLOGY SOLUTIONS ACCOUNT 4055003203	BUY	07/22/2021 4,252.000	288,923.40		288,923.40 288,923.40	
CUSIP # 192479103 COHERENT INC ACCOUNT 4055003221	SEL	01/11/2021 1,596.000	270,910.70		229,263.48 239,431.92	31,478.78
CUSIP # 192479103 COHERENT INC ACCOUNT 4055003221	SEL	04/09/2021 5,161.000	1,353,339.41		741,371.46 774,253.22	579,086.19
CUSIP # 192479103 COHERENT INC ACCOUNT 4055003221	SEL	12/13/2021 1,778.000	471,697.26		250,873.44 266,735.56	204,961.70
CUSIP # 20030N101 COMCAST CORP CL A ACCOUNT 4055003203	BUY	02/11/2021 36.000	1,896.91		1,896.91 1,896.91	

Report Of 5% Transactions

AGGREGATE BY BROKER **VALUATION** **1,357,630,093.98** **THRESHOLD** **67,881,504.70**

DESCRIPTION	TRAN TYPE	SETTLE DATE / SHARES/UNITS	PURCHASE/SALE COST/PROCEEDS	BROKER COMMISSION/ OTH EXPENSE	COST OF ASSET / PREV ANNL MKT	NET GAIN/LOSS
ALLIANCE BROKER						
CUSIP # 20030N101	BUY	02/11/2021	857,878.45		857,878.45	
COMCAST CORP CL A		16,281.000			857,878.45	
ACCOUNT 4055003203						
CUSIP # 204319107	SEL	01/20/2021	99,413.03		80,988.00	1,901.95
COMPAGNIE FINANCIERE RICHEMONT A ADR		10,764.000			97,511.08	
ACCOUNT 4055003212						
CUSIP # 204319107	BUY	02/11/2021	736.50		736.50	
COMPAGNIE FINANCIERE RICHEMONT A ADR		75.000			736.50	
ACCOUNT 4055003212						
CUSIP # 204319107	BUY	02/11/2021	260,141.62		260,141.62	
COMPAGNIE FINANCIERE RICHEMONT A ADR		26,491.000			260,141.62	
ACCOUNT 4055003212						
CUSIP # 204319107	SEL	03/17/2021	146,015.64		113,245.52	7,439.24
COMPAGNIE FINANCIERE RICHEMONT A ADR		15,099.000			138,576.40	
ACCOUNT 4055003212						
CUSIP # 204319107	SEL	03/25/2021	166,062.32		128,186.61	10,194.85
COMPAGNIE FINANCIERE RICHEMONT A ADR		16,983.000			155,867.47	
ACCOUNT 4055003212						
CUSIP # 204319107	SEL	03/29/2021	157,437.08		124,318.29	2,322.19
COMPAGNIE FINANCIERE RICHEMONT A ADR		16,901.000			155,114.89	
ACCOUNT 4055003212						
CUSIP # 204319107	SEL	06/11/2021	122,368.74		67,229.89	35,426.94
COMPAGNIE FINANCIERE RICHEMONT A ADR		9,473.000			86,941.80	
ACCOUNT 4055003212						
CUSIP # 204319107	SEL	08/05/2021	68,612.26		37,181.32	20,070.60
COMPAGNIE FINANCIERE RICHEMONT A ADR		5,289.000			48,541.66	
ACCOUNT 4055003212						
CUSIP # 204319107	SEL	10/20/2021	272,760.70		142,846.29	58,797.42
COMPAGNIE FINANCIERE RICHEMONT A ADR		23,313.000			213,963.28	

Report Of 5% Transactions

AGGREGATE BY BROKER **VALUATION** **1,357,630,093.98** **THRESHOLD** **67,881,504.70**

DESCRIPTION	TRAN TYPE	SETTLE DATE / SHARES/UNITS	PURCHASE/SALE COST/PROCEEDS	BROKER COMMISSION/ OTH EXPENSE	COST OF ASSET / PREV ANNL MKT	NET GAIN/LOSS
ALLIANCE BROKER ACCOUNT 4055003212						
CUSIP # 20449X401 COMPASS GROUP PLC ADR ACCOUNT 4055003212	BUY	02/11/2021 387.000	7,902.54		7,902.54 7,902.54	
CUSIP # 20449X401 COMPASS GROUP PLC ADR ACCOUNT 4055003212	BUY	02/11/2021 6,282.000	128,278.44		128,278.44 128,278.44	
CUSIP # 20449X401 COMPASS GROUP PLC ADR ACCOUNT 4055003212	SEL	02/12/2021 9,468.000	183,699.76		131,178.03 179,101.57	4,598.19
CUSIP # 20449X401 COMPASS GROUP PLC ADR ACCOUNT 4055003212	SEL	03/01/2021 4,995.000	104,839.52		70,708.54 94,488.00	10,351.52
CUSIP # 20449X401 COMPASS GROUP PLC ADR ACCOUNT 4055003212	SEL	03/08/2021 9,920.000	214,629.01		139,683.80 187,651.83	26,977.18
CUSIP # 20449X401 COMPASS GROUP PLC ADR ACCOUNT 4055003212	BUY	08/24/2021 8,057.000	163,763.36		163,763.36 163,763.36	
CUSIP # 20449X401 COMPASS GROUP PLC ADR ACCOUNT 4055003212	BUY	08/27/2021 6,690.000	141,678.14		141,678.14 141,678.14	
CUSIP # 20449X401 COMPASS GROUP PLC ADR ACCOUNT 4055003212	BUY	09/10/2021 5,276.000	110,459.39		110,459.39 110,459.39	
CUSIP # 20449X401 COMPASS GROUP PLC ADR ACCOUNT 4055003212	BUY	09/20/2021 9,403.000	193,992.35		193,992.35 193,992.35	
CUSIP # 20449X401 COMPASS GROUP PLC ADR ACCOUNT 4055003212	BUY	12/02/2021 9,222.000	188,379.64		188,379.64 188,379.64	
CUSIP # 205887102 CONAGRA FOODS INC ACCOUNT 4055003203	BUY	02/11/2021 33,970.000	1,181,965.77		1,181,965.77 1,181,965.77	

Report Of 5% Transactions

AGGREGATE BY BROKER VALUATION 1,357,630,093.98 THRESHOLD 67,881,504.70

DESCRIPTION	TRAN TYPE	SETTLE DATE / SHARES/UNITS	PURCHASE/SALE COST/PROCEEDS	BROKER COMMISSION/ OTH EXPENSE	COST OF ASSET / PREV ANNL MKT	NET GAIN/LOSS
ALLIANCE BROKER						
CUSIP # 205887102 CONAGRA FOODS INC ACCOUNT 4055003203	BUY	09/16/2021 14,094.000	467,299.25		467,299.25 467,299.25	
CUSIP # 20825C104 CONOCOPHILLIPS ACCOUNT 4055003203	BUY	02/11/2021 9,621.000	453,196.24		453,196.24 453,196.24	
CUSIP # 22002T108 CORPORATE OFFICE PPTYS TR ACCOUNT 4055003221	SEL	01/11/2021 7,701.000	191,739.11		176,510.00 200,842.08	9,102.97-
CUSIP # 22410J106 CRACKER BARREL OLD CTRY STORE ACCOUNT 4055003221	SEL	01/11/2021 1,316.000	174,974.12		149,759.62 173,606.72	1,367.40
CUSIP # 225401108 CREDIT SUISSE GROUP-SPON ADR ACCOUNT 4055003212	BUY	02/01/2021 19,461.000	264,146.10		264,146.10 264,146.10	
CUSIP # 225401108 CREDIT SUISSE GROUP-SPON ADR ACCOUNT 4055003212	BUY	02/11/2021 5,506.000	76,241.58		76,241.58 76,241.58	
CUSIP # 225401108 CREDIT SUISSE GROUP-SPON ADR ACCOUNT 4055003212	BUY	03/19/2021 25,459.000	329,223.06		329,223.06 329,223.06	
CUSIP # 225401108 CREDIT SUISSE GROUP-SPON ADR ACCOUNT 4055003212	BUY	03/29/2021 13,929.000	181,578.44		181,578.44 181,578.44	
CUSIP # 225401108 CREDIT SUISSE GROUP-SPON ADR ACCOUNT 4055003212	BUY	04/06/2021 16,729.000	180,666.51		180,666.51 180,666.51	
CUSIP # 225401108 CREDIT SUISSE GROUP-SPON ADR ACCOUNT 4055003212	BUY	04/27/2021 26,163.000	267,500.98		267,500.98 267,500.98	
CUSIP # 225401108 CREDIT SUISSE GROUP-SPON ADR ACCOUNT 4055003212	SEL	09/20/2021 5,915.000	61,104.59		75,277.25 72,031.83	10,927.24-
CUSIP # 225401108 CREDIT SUISSE GROUP-SPON ADR ACCOUNT 4055003212	BUY	12/23/2021 16,256.000	153,425.75		153,425.75 153,425.75	

Report Of 5% Transactions

AGGREGATE BY BROKER VALUATION 1,357,630,093.98 THRESHOLD 67,881,504.70

DESCRIPTION	TRAN TYPE	SETTLE DATE / SHARES/UNITS	PURCHASE/SALE COST/PROCEEDS	BROKER COMMISSION/ OTH EXPENSE	COST OF ASSET / PREV ANNL MKT	NET GAIN/LOSS
ALLIANCE BROKER						
CUSIP # 23331A109 D R HORTON INC ACCOUNT 4055003221	SEL	01/11/2021 2,299.000	156,969.26		120,371.27 158,447.08	1,477.82-
CUSIP # 23636T100 DANONE SPONSORED ADR ACCOUNT 4055003212	BUY	02/11/2021 39.000	508.52		508.52 508.52	
CUSIP # 23636T100 DANONE SPONSORED ADR ACCOUNT 4055003212	BUY	02/11/2021 13,374.000	174,383.59		174,383.59 174,383.59	
CUSIP # 23636T100 DANONE SPONSORED ADR ACCOUNT 4055003212	BUY	11/12/2021 16,385.000	218,229.15		218,229.15 218,229.15	
CUSIP # 237194105 DARDEN RESTAURANTS INC ACCOUNT 4055003221	SEL	01/11/2021 2,377.000	292,222.16		263,204.26 283,148.24	9,073.92
CUSIP # 237194105 DARDEN RESTAURANTS INC ACCOUNT 4055003221	SEL	07/15/2021 268.000	39,866.67		29,675.53 31,924.16	7,942.51
CUSIP # 25157Y202 DEUTSCHE POST AG ADR ACCOUNT 4055003212	SEL	01/08/2021 2,688.000	131,796.44		93,434.88 133,201.15	1,404.71-
CUSIP # 254543101 DIODES INC ACCOUNT 4055003221	SEL	01/11/2021 4,222.000	330,886.86		234,015.75 297,651.00	33,235.86
CUSIP # 254687106 WALT DISNEY CO ACCOUNT 4055003203	BUY	02/11/2021 9.000	1,690.19		1,690.19 1,690.19	
CUSIP # 254687106 WALT DISNEY CO ACCOUNT 4055003203	BUY	02/11/2021 1,122.000	210,706.66		210,706.66 210,706.66	
CUSIP # 254687106 WALT DISNEY CO ACCOUNT 4055003203	BUY	07/22/2021 618.000	109,200.54		109,200.54 109,200.54	
CUSIP # 254687106 WALT DISNEY CO	BUY	09/17/2021 556.000	102,180.18		102,180.18 102,180.18	

Report Of 5% Transactions

AGGREGATE BY BROKER **VALUATION** **1,357,630,093.98** **THRESHOLD** **67,881,504.70**

DESCRIPTION	TRAN TYPE	SETTLE DATE / SHARES/UNITS	PURCHASE/SALE COST/PROCEEDS	BROKER COMMISSION/ OTH EXPENSE	COST OF ASSET / PREV ANNL MKT	NET GAIN/LOSS
ALLIANCE BROKER ACCOUNT 4055003203						
CUSIP # 254709108 DISCOVER FINL SVCS ACCOUNT 4055003203	BUY	02/11/2021 5,579.000	520,836.47		520,836.47 520,836.47	
CUSIP # 254709108 DISCOVER FINL SVCS ACCOUNT 4055003203	SEL	08/11/2021 3,261.000	417,922.40		270,494.73 296,433.38	121,489.02
CUSIP # 254709108 DISCOVER FINL SVCS ACCOUNT 4055003203	SEL	09/16/2021 3,299.000	399,040.05		273,646.77 299,887.68	99,152.37
CUSIP # 256163106 DOCUSIGN INC ACCOUNT 4055003196	BUY	12/28/2021 4,224.000	655,767.97		655,767.97 655,767.97	
CUSIP # 256677105 DOLLAR GEN CORP NEW ACCOUNT 4055003196	SEL	02/05/2021 11,017.000	2,156,525.67		1,739,630.32 2,316,875.10	160,349.43-
CUSIP # 256677105 DOLLAR GEN CORP NEW ACCOUNT 4055003196	SEL	02/08/2021 2,430.000	475,673.64		433,677.47 511,029.00	35,355.36-
CUSIP # 256677105 DOLLAR GEN CORP NEW ACCOUNT 4055003203	BUY	05/06/2021 7,006.000	1,511,803.02		1,511,803.02 1,511,803.02	
CUSIP # 256677105 DOLLAR GEN CORP NEW ACCOUNT 4055003203	BUY	05/07/2021 8,326.000	1,799,235.28		1,799,235.28 1,799,235.28	
CUSIP # 256677105 DOLLAR GEN CORP NEW ACCOUNT 4055003203	BUY	05/10/2021 4,972.000	1,083,681.21		1,083,681.21 1,083,681.21	
CUSIP # 256746108 DOLLAR TREE INC ACCOUNT 4055003203	BUY	02/11/2021 17.000	1,859.63		1,859.63 1,859.63	
CUSIP # 256746108 DOLLAR TREE INC ACCOUNT 4055003203	BUY	02/11/2021 9,110.000	996,542.90		996,542.90 996,542.90	

Report Of 5% Transactions

AGGREGATE BY BROKER VALUATION 1,357,630,093.98 THRESHOLD 67,881,504.70

DESCRIPTION	TRAN TYPE	SETTLE DATE / SHARES/UNITS	PURCHASE/SALE COST/PROCEEDS	BROKER COMMISSION/ OTH EXPENSE	COST OF ASSET / PREV ANNL MKT	NET GAIN/LOSS
ALLIANCE BROKER						
CUSIP # 256746108 DOLLAR TREE INC ACCOUNT 4055003203	BUY	07/22/2021 2,175.000	216,416.20		216,416.20 216,416.20	
CUSIP # 256746108 DOLLAR TREE INC ACCOUNT 4055003203	BUY	09/17/2021 8,145.000	716,108.40		716,108.40 716,108.40	
CUSIP # 260003108 DOVER CORP ACCOUNT 4055003203	BUY	08/11/2021 12,847.000	2,170,075.41		2,170,075.41 2,170,075.41	
CUSIP # 260003108 DOVER CORP ACCOUNT 4055003203	BUY	08/12/2021 12,925.000	2,216,310.50		2,216,310.50 2,216,310.50	
CUSIP # 26614N102 DUPONT DE NEMOURS INC ACCOUNT 4055003203	BUY	02/11/2021 5,962.000	442,543.76		442,543.76 442,543.76	
CUSIP # 26614N102 DUPONT DE NEMOURS INC ACCOUNT 4055003203	BUY	09/17/2021 5,028.000	350,803.56		350,803.56 350,803.56	
CUSIP # 277432100 EASTMAN CHEMICAL CO ACCOUNT 4055003221	SEL	01/11/2021 1,375.000	148,648.24		99,703.45 137,885.00	10,763.24
CUSIP # 278265103 EATON VANCE CORP NON VTG COM ACCOUNT 4055003221	SEL	01/11/2021 2,014.000	144,743.79		88,352.77 136,811.02	7,932.77
CUSIP # 278265103 EATON VANCE CORP NON VTG COM ACCOUNT 4055003221	SEL	02/04/2021 17,506.000	1,214,884.30		739,823.64 1,189,182.58	25,701.72
CUSIP # 281020107 EDISON INTERNATIONAL ACCOUNT 4055003203	BUY	02/11/2021 66.000	3,773.88		3,773.88 3,773.88	
CUSIP # 281020107 EDISON INTERNATIONAL ACCOUNT 4055003203	BUY	02/11/2021 19,365.000	1,107,290.70		1,107,290.70 1,107,290.70	
CUSIP # 29265W207 ENEL SOCIETA PER AZIONI ADR ACCOUNT 4055003212	BUY	02/11/2021 175.000	1,751.45		1,751.45 1,751.45	

Report Of 5% Transactions

AGGREGATE BY BROKER VALUATION 1,357,630,093.98 THRESHOLD 67,881,504.70

DESCRIPTION	TRAN TYPE	SETTLE DATE / SHARES/UNITS	PURCHASE/SALE COST/PROCEEDS	BROKER COMMISSION/ OTH EXPENSE	COST OF ASSET / PREV ANNL MKT	NET GAIN/LOSS
ALLIANCE BROKER						
CUSIP # 29265W207 ENEL SOCIETA PER AZIONI ADR ACCOUNT 4055003212	BUY	02/11/2021 18,369.000	183,842.03		183,842.03 183,842.03	
CUSIP # 29265W207 ENEL SOCIETA PER AZIONI ADR ACCOUNT 4055003212	BUY	03/01/2021 15,397.000	147,407.95		147,407.95 147,407.95	
CUSIP # 29265W207 ENEL SOCIETA PER AZIONI ADR ACCOUNT 4055003212	BUY	03/09/2021 31,684.000	296,263.26		296,263.26 296,263.26	
CUSIP # 29265W207 ENEL SOCIETA PER AZIONI ADR ACCOUNT 4055003212	BUY	03/19/2021 14,326.000	139,237.25		139,237.25 139,237.25	
CUSIP # 29265W207 ENEL SOCIETA PER AZIONI ADR ACCOUNT 4055003212	BUY	04/22/2021 11,101.000	114,006.15		114,006.15 114,006.15	
CUSIP # 29265W207 ENEL SOCIETA PER AZIONI ADR ACCOUNT 4055003212	BUY	04/27/2021 15,602.000	163,709.35		163,709.35 163,709.35	
CUSIP # 29265W207 ENEL SOCIETA PER AZIONI ADR ACCOUNT 4055003212	BUY	06/07/2021 15,100.000	144,842.92		144,842.92 144,842.92	
CUSIP # 29265W207 ENEL SOCIETA PER AZIONI ADR ACCOUNT 4055003212	BUY	09/15/2021 19,343.000	170,411.53		170,411.53 170,411.53	
CUSIP # 29265W207 ENEL SOCIETA PER AZIONI ADR ACCOUNT 4055003212	SEL	10/25/2021 19,871.000	165,001.97		147,778.16 195,725.08	30,723.11-
CUSIP # 29265W207 ENEL SOCIETA PER AZIONI ADR ACCOUNT 4055003212	BUY	12/20/2021 19,210.000	144,008.98		144,008.98 144,008.98	
CUSIP # 29476L107 EQUITY RESIDENTIAL ACCOUNT 4055003203	BUY	02/11/2021 39.000	2,579.30		2,579.30 2,579.30	
CUSIP # 29476L107 EQUITY RESIDENTIAL	BUY	02/11/2021 9,363.000	619,230.43		619,230.43 619,230.43	

Report Of 5% Transactions

AGGREGATE BY BROKER **VALUATION 1,357,630,093.98 THRESHOLD 67,881,504.70**

DESCRIPTION	TRAN TYPE	SETTLE DATE / SHARES/UNITS	PURCHASE/SALE COST/PROCEEDS	BROKER COMMISSION/ OTH EXPENSE	COST OF ASSET / PREV ANNL MKT	NET GAIN/LOSS
ALLIANCE BROKER ACCOUNT 4055003203						
CUSIP # 30303M102 FACEBOOK INC ACCOUNT 4055003196	BUY	02/16/2021 2,904.000	783,353.42		783,353.42 783,353.42	
CUSIP # 30303M102 FACEBOOK INC ACCOUNT 4055003196	SEL	11/12/2021 7,222.000	2,438,079.15		1,358,440.15 1,970,444.00	467,635.15
CUSIP # 307305102 FANUC LTD ADR ACCOUNT 4055003212	BUY	02/11/2021 25.000	685.92		685.92 685.92	
CUSIP # 307305102 FANUC LTD ADR ACCOUNT 4055003212	BUY	02/11/2021 8,658.000	237,547.81		237,547.81 237,547.81	
CUSIP # 307305102 FANUC LTD ADR ACCOUNT 4055003212	BUY	03/01/2021 11,217.000	292,336.33		292,336.33 292,336.33	
CUSIP # 307305102 FANUC LTD ADR ACCOUNT 4055003212	BUY	03/12/2021 8,884.000	213,534.94		213,534.94 213,534.94	
CUSIP # 307305102 FANUC LTD ADR ACCOUNT 4055003212	SEL	06/10/2021 6,746.000	157,861.66		127,518.58 169,006.88	11,145.22-
CUSIP # 307305102 FANUC LTD ADR ACCOUNT 4055003212	BUY	09/02/2021 22,515.000	488,965.01		488,965.01 488,965.01	
CUSIP # 307305102 FANUC LTD ADR ACCOUNT 4055003212	BUY	10/12/2021 8,303.000	167,511.36		167,511.36 167,511.36	
CUSIP # 307305102 FANUC LTD ADR ACCOUNT 4055003212	BUY	10/18/2021 5,642.000	114,805.11		114,805.11 114,805.11	
CUSIP # 307305102 FANUC LTD ADR ACCOUNT 4055003212	BUY	11/02/2021 13,195.000	259,693.43		259,693.43 259,693.43	

Report Of 5% Transactions

AGGREGATE BY BROKER VALUATION 1,357,630,093.98 THRESHOLD 67,881,504.70

DESCRIPTION	TRAN TYPE	SETTLE DATE / SHARES/UNITS	PURCHASE/SALE COST/PROCEEDS	BROKER COMMISSION/ OTH EXPENSE	COST OF ASSET / PREV ANNL MKT	NET GAIN/LOSS
ALLIANCE BROKER						
CUSIP # 307305102 FANUC LTD ADR ACCOUNT 4055003212	BUY	11/15/2021 4,461.000	87,824.60		87,824.60 87,824.60	
CUSIP # 307305102 FANUC LTD ADR ACCOUNT 4055003212	BUY	12/02/2021 2,346.000	47,142.40		47,142.40 47,142.40	
CUSIP # 31620M106 FIDELITY NATL INFORMATION SVCS COM ACCOUNT 4055003203	BUY	03/10/2021 28,308.000	4,105,163.88		4,105,163.88 4,105,163.88	
CUSIP # 31620M106 FIDELITY NATL INFORMATION SVCS COM ACCOUNT 4055003203	BUY	09/16/2021 6,567.000	813,119.37		813,119.37 813,119.37	
CUSIP # 33767D105 FIRSTCASH INC ACCOUNT 4055003221	SEL	01/11/2021 2,411.000	153,420.34		218,794.87 168,866.44	15,446.10-
CUSIP # 346375108 FORMFACTOR INC ACCOUNT 4055003221	SEL	01/11/2021 5,974.000	269,600.66		235,251.34 257,001.48	12,599.18
CUSIP # 346375108 FORMFACTOR INC ACCOUNT 4055003221	BUY	08/18/2021 4,205.000	148,617.74		148,617.74 148,617.74	
CUSIP # 361448103 GATX CORP ACCOUNT 4055003221	SEL	01/11/2021 2,356.000	207,026.56		179,273.93 195,972.08	11,054.48
CUSIP # 366651107 GARTNER INC CL A ACCOUNT 4055003196	BUY	02/16/2021 1,293.000	231,677.93		231,677.93 231,677.93	
CUSIP # 366651107 GARTNER INC CL A ACCOUNT 4055003196	SEL	04/08/2021 4,011.000	759,891.70		556,725.20 648,810.67	111,081.03
CUSIP # 37733W105 GLAXOSMITHKLINE PLC ADR ACCOUNT 4055003212	BUY	11/26/2021 4,201.000	174,449.05		174,449.05 174,449.05	

Report Of 5% Transactions

AGGREGATE BY BROKER VALUATION 1,357,630,093.98 THRESHOLD 67,881,504.70

DESCRIPTION	TRAN TYPE	SETTLE DATE / SHARES/UNITS	PURCHASE/SALE COST/PROCEEDS	BROKER COMMISSION/ OTH EXPENSE	COST OF ASSET / PREV ANNL MKT	NET GAIN/LOSS
ALLIANCE BROKER						
CUSIP # 37733W105 GLAXOSMITHKLINE PLC ADR ACCOUNT 4055003212	BUY	12/01/2021 4,726.000	194,837.86		194,837.86 194,837.86	
CUSIP # 37733W105 GLAXOSMITHKLINE PLC ADR ACCOUNT 4055003212	BUY	12/13/2021 4,286.000	183,277.07		183,277.07 183,277.07	
CUSIP # 40052P107 GRUPO FINANCIERO BANORTE S A B D ADR ACCOUNT 4055003212	BUY	02/11/2021 8.000	228.40		228.40 228.40	
CUSIP # 40052P107 GRUPO FINANCIERO BANORTE S A B D ADR ACCOUNT 4055003212	BUY	02/11/2021 2,552.000	72,859.60		72,859.60 72,859.60	
CUSIP # 40052P107 GRUPO FINANCIERO BANORTE S A B D ADR ACCOUNT 4055003212	SEL	04/27/2021 4,626.000	141,313.39		144,137.32 127,986.64	13,326.75
CUSIP # 428291108 HEXCEL CORP NEW ACCOUNT 4055003221	SEL	01/11/2021 3,859.000	196,972.51		299,641.32 187,122.91	9,849.60
CUSIP # 436440101 HOLOGIC INC ACCOUNT 4055003221	SEL	01/11/2021 3,397.000	269,668.96		164,959.34 247,403.51	22,265.45
CUSIP # 436440101 HOLOGIC INC ACCOUNT 4055003221	BUY	05/24/2021 5,937.000	374,116.49		374,116.49 374,116.49	
CUSIP # 438516106 HONEYWELL INTERNATIONAL INC ACCOUNT 4055003203	BUY	02/11/2021 4,909.000	997,274.64		997,274.64 997,274.64	
CUSIP # 440327104 HORACE MANN EDUCATORS CORP NEW ACCOUNT 4055003221	SEL	01/11/2021 3,542.000	153,471.46		159,192.71 148,905.68	4,565.78
CUSIP # 441593100 HOULIHAN LOKEY INC ACCOUNT 4055003221	SEL	01/11/2021 3,294.000	231,984.04		148,717.51 221,455.62	10,528.42

Report Of 5% Transactions

AGGREGATE BY BROKER **VALUATION 1,357,630,093.98 THRESHOLD 67,881,504.70**

DESCRIPTION	TRAN TYPE	SETTLE DATE / SHARES/UNITS	PURCHASE/SALE COST/PROCEEDS	BROKER COMMISSION/ OTH EXPENSE	COST OF ASSET / PREV ANNL MKT	NET GAIN/LOSS
ALLIANCE BROKER						
CUSIP # 441593100 HOULIHAN LOKEY INC ACCOUNT 4055003221	SEL	07/15/2021 687.000	57,000.23		31,016.68 46,187.01	10,813.22
CUSIP # 444097109 HUDSON PAC PPTYS INC ACCOUNT 4055003221	SEL	01/11/2021 6,839.000	161,465.22		170,599.54 164,272.78	2,807.56-
CUSIP # 446413106 HUNTINGTON INGALLS INDS INC ACCOUNT 4055003221	SEL	01/11/2021 1,045.000	178,509.64		221,885.90 178,151.60	358.04
CUSIP # 452327109 ILLUMINA INC ACCOUNT 4055003196	BUY	02/16/2021 555.000	248,531.00		248,531.00 248,531.00	
CUSIP # 45662N103 INFINEON TECHNOLOGIES AG SPONSORED ADR ACCOUNT 4055003212	SEL	02/02/2021 1,424.000	57,247.23		25,344.35 54,691.57	2,555.66
CUSIP # 45662N103 INFINEON TECHNOLOGIES AG SPONSORED ADR ACCOUNT 4055003212	BUY	02/11/2021 16.000	672.96		672.96 672.96	
CUSIP # 45662N103 INFINEON TECHNOLOGIES AG SPONSORED ADR ACCOUNT 4055003212	BUY	02/11/2021 5,706.000	239,994.36		239,994.36 239,994.36	
CUSIP # 45662N103 INFINEON TECHNOLOGIES AG SPONSORED ADR ACCOUNT 4055003212	SEL	02/17/2021 4,717.000	200,002.97		96,294.27 183,843.12	16,159.85
CUSIP # 45662N103 INFINEON TECHNOLOGIES AG SPONSORED ADR ACCOUNT 4055003212	SEL	02/22/2021 1,332.000	56,737.01		29,868.23 51,914.15	4,822.86
CUSIP # 45662N103 INFINEON TECHNOLOGIES AG SPONSORED ADR ACCOUNT 4055003212	SEL	03/11/2021 3,379.000	136,425.75		75,139.42 131,695.12	4,730.63

Report Of 5% Transactions

AGGREGATE BY BROKER VALUATION 1,357,630,093.98 THRESHOLD 67,881,504.70

DESCRIPTION	TRAN TYPE	SETTLE DATE / SHARES/UNITS	PURCHASE/SALE COST/PROCEEDS	BROKER COMMISSION/ OTH EXPENSE	COST OF ASSET / PREV ANNL MKT	NET GAIN/LOSS
ALLIANCE BROKER						
CUSIP # 45662N103 INFINEON TECHNOLOGIES AG SPONSORED ADR ACCOUNT 4055003212	SEL	03/12/2021 4,290.000	170,898.56		91,866.49 167,200.97	3,697.59
CUSIP # 45662N103 INFINEON TECHNOLOGIES AG SPONSORED ADR ACCOUNT 4055003212	SEL	03/17/2021 3,633.000	147,397.32		74,441.04 141,594.67	5,802.65
CUSIP # 45662N103 INFINEON TECHNOLOGIES AG SPONSORED ADR ACCOUNT 4055003212	SEL	04/29/2021 5,534.000	233,951.42		86,202.56 215,685.35	18,266.07
CUSIP # 45662N103 INFINEON TECHNOLOGIES AG SPONSORED ADR ACCOUNT 4055003212	SEL	07/02/2021 4,335.000	174,631.11		95,563.67 168,954.83	5,676.28
CUSIP # 45662N103 INFINEON TECHNOLOGIES AG SPONSORED ADR ACCOUNT 4055003212	SEL	08/09/2021 4,830.000	200,708.65		126,459.90 188,247.25	12,461.40
CUSIP # 456837103 ING GROEP NV ADR ACCOUNT 4055003212	SEL	01/14/2021 25,714.000	250,654.53		260,613.07 242,740.16	7,914.37
CUSIP # 456837103 ING GROEP NV ADR ACCOUNT 4055003212	BUY	02/11/2021 282.000	2,653.62		2,653.62 2,653.62	
CUSIP # 456837103 ING GROEP NV ADR ACCOUNT 4055003212	BUY	02/11/2021 28,016.000	263,630.56		263,630.56 263,630.56	
CUSIP # 456837103 ING GROEP NV ADR ACCOUNT 4055003212	SEL	02/22/2021 22,643.000	239,666.33		189,459.85 213,647.23	26,019.10
CUSIP # 456837103 ING GROEP NV ADR ACCOUNT 4055003212	SEL	03/15/2021 23,337.000	276,605.04		130,025.30 220,195.44	56,409.60
CUSIP # 456837103 ING GROEP NV ADR	SEL	04/06/2021 13,983.000	170,697.99		77,373.53 131,936.10	38,761.89

Report Of 5% Transactions

AGGREGATE BY BROKER **VALUATION 1,357,630,093.98 THRESHOLD 67,881,504.70**

DESCRIPTION	TRAN TYPE	SETTLE DATE / SHARES/UNITS	PURCHASE/SALE COST/PROCEEDS	BROKER COMMISSION/ OTH EXPENSE	COST OF ASSET / PREV ANNL MKT	NET GAIN/LOSS
ALLIANCE BROKER ACCOUNT 4055003212						
CUSIP # 456837103 ING GROEP NV ADR ACCOUNT 4055003212	SEL	04/13/2021 15,144.000	187,686.20		95,803.01 142,890.68	44,795.52
CUSIP # 456837103 ING GROEP NV ADR ACCOUNT 4055003212	SEL	05/27/2021 14,206.000	196,337.27		104,809.03 134,040.21	62,297.06
CUSIP # 456837103 ING GROEP NV ADR ACCOUNT 4055003212	SEL	06/10/2021 8,106.000	111,543.66		59,804.45 76,483.88	35,059.78
CUSIP # 456837103 ING GROEP NV ADR ACCOUNT 4055003212	SEL	06/28/2021 15,030.000	200,209.09		106,879.37 141,815.03	58,394.06
CUSIP # 456837103 ING GROEP NV ADR ACCOUNT 4055003212	SEL	07/02/2021 15,076.000	199,538.89		114,215.28 142,249.06	57,289.83
CUSIP # 456837103 ING GROEP NV ADR ACCOUNT 4055003212	SEL	09/14/2021 4,052.000	55,992.68		32,332.12 38,232.50	17,760.18
CUSIP # 456837103 ING GROEP NV ADR ACCOUNT 4055003212	SEL	09/20/2021 6,059.000	84,369.32		48,346.58 57,169.48	27,199.84
CUSIP # 456837103 ING GROEP NV ADR ACCOUNT 4055003212	SEL	11/08/2021 11,353.000	173,562.64		79,209.45 107,120.83	66,441.81
CUSIP # 458140100 INTEL CORP ACCOUNT 4055003203	SEL	02/02/2021 61,688.000	3,445,932.73		3,248,000.90 3,073,296.16	372,636.57
CUSIP # 459348108 INTERNATIONAL CONS AIRLS GROUP S SPONSORED ADR ACCOUNT 4055003212	BUY	01/08/2021 25,531.000	109,369.70		109,369.70 109,369.70	
CUSIP # 459348108 INTERNATIONAL CONS AIRLS GROUP S SPONSORED ADR ACCOUNT 4055003212	BUY	02/11/2021 59.000	255.98		255.98 255.98	

Report Of 5% Transactions

AGGREGATE BY BROKER VALUATION 1,357,630,093.98 THRESHOLD 67,881,504.70

DESCRIPTION	TRAN TYPE	SETTLE DATE / SHARES/UNITS	PURCHASE/SALE COST/PROCEEDS	BROKER COMMISSION/ OTH EXPENSE	COST OF ASSET / PREV ANNL MKT	NET GAIN/LOSS
ALLIANCE BROKER						
CUSIP # 459348108 INTERNATIONAL CONS AIRLS GROUP S SPONSORED ADR ACCOUNT 4055003212	BUY	02/11/2021 20,850.000	90,461.06		90,461.06 90,461.06	
CUSIP # 459348108 INTERNATIONAL CONS AIRLS GROUP S SPONSORED ADR ACCOUNT 4055003212	BUY	02/22/2021 26,186.000	116,086.43		116,086.43 116,086.43	
CUSIP # 459348108 INTERNATIONAL CONS AIRLS GROUP S SPONSORED ADR ACCOUNT 4055003212	SEL	04/22/2021 32,330.000	177,610.41		83,301.38 141,018.13	36,592.28
CUSIP # 459348108 INTERNATIONAL CONS AIRLS GROUP S SPONSORED ADR ACCOUNT 4055003212	SEL	05/07/2021 35,999.000	200,732.99		90,494.29 157,021.70	43,711.29
CUSIP # 459348108 INTERNATIONAL CONS AIRLS GROUP S SPONSORED ADR ACCOUNT 4055003212	SEL	05/21/2021 31,177.000	168,785.17		103,938.63 135,988.93	32,796.24
CUSIP # 459348108 INTERNATIONAL CONS AIRLS GROUP S SPONSORED ADR ACCOUNT 4055003212	SEL	06/07/2021 30,874.000	171,343.65		133,343.55 134,667.30	36,676.35
CUSIP # 459348108 INTERNATIONAL CONS AIRLS GROUP S SPONSORED ADR ACCOUNT 4055003212	SEL	06/24/2021 27,308.000	146,801.60		120,954.41 119,112.99	27,688.61
CUSIP # 46120E602 INTUITIVE SURGICAL INC ACCOUNT 4055003196	BUY	02/16/2021 192.000	152,799.90		152,799.90 152,799.90	
CUSIP # 46817M107 JACKSON FINANCIAL INC COM CL A ACCOUNT 4055003212	SEL	10/01/2021 0.250	6.55		6.32 6.32	0.23
CUSIP # 46817M107 JACKSON FINANCIAL INC COM CL A ACCOUNT 4055003212	SEL	11/01/2021 1,594.000	44,615.83		40,280.38 40,280.38	4,335.45

Report Of 5% Transactions

AGGREGATE BY BROKER VALUATION 1,357,630,093.98 THRESHOLD 67,881,504.70

DESCRIPTION	TRAN TYPE	SETTLE DATE / SHARES/UNITS	PURCHASE/SALE COST/PROCEEDS	BROKER COMMISSION/ OTH EXPENSE	COST OF ASSET / PREV ANNL MKT	NET GAIN/LOSS
ALLIANCE BROKER						
CUSIP # 478160104 JOHNSON & JOHNSON ACCOUNT 4055003203	BUY	02/11/2021 3,588.000	596,190.33		596,190.33 596,190.33	
CUSIP # 478160104 JOHNSON & JOHNSON ACCOUNT 4055003203	BUY	09/17/2021 784.000	129,786.10		129,786.10 129,786.10	
CUSIP # 493267108 KEYCORP ACCOUNT 4055003221	SEL	01/11/2021 7,766.000	144,377.61		136,419.11 127,440.06	16,937.55
CUSIP # 548661107 LOWES COMPANIES INC COS INC ACCOUNT 4055003203	BUY	02/11/2021 3,526.000	628,571.91		628,571.91 628,571.91	
CUSIP # 548661107 LOWES COMPANIES INC COS INC ACCOUNT 4055003203	SEL	11/16/2021 6,201.000	1,456,511.35		709,442.14 1,012,779.78	443,731.57
CUSIP # 548661107 LOWES COMPANIES INC COS INC ACCOUNT 4055003203	SEL	12/17/2021 8,899.000	2,285,069.11		1,050,056.14 1,453,431.27	831,637.84
CUSIP # 548661107 LOWES COMPANIES INC COS INC ACCOUNT 4055003203	SEL	12/20/2021 7,141.000	1,823,530.73		1,165,474.29 1,166,305.51	657,225.22
CUSIP # 55354G100 MSCI INC CL A ACCOUNT 4055003196	SEL	01/19/2021 1,094.000	455,076.76		250,396.49 488,503.82	33,427.06-
CUSIP # 55354G100 MSCI INC CL A ACCOUNT 4055003196	SEL	01/20/2021 157.000	64,021.55		35,914.98 70,105.21	6,083.66-
CUSIP # 55354G100 MSCI INC CL A ACCOUNT 4055003196	BUY	02/16/2021 300.000	127,906.14		127,906.14 127,906.14	
CUSIP # 57636Q104 MASTERCARD INC ACCOUNT 4055003196	BUY	02/16/2021 19.000	6,484.32		6,484.32 6,484.32	
CUSIP # 57636Q104 MASTERCARD INC	BUY	02/16/2021 1,264.000	431,528.59		431,528.59 431,528.59	

Report Of 5% Transactions

AGGREGATE BY BROKER VALUATION 1,357,630,093.98 THRESHOLD 67,881,504.70

DESCRIPTION	TRAN TYPE	SETTLE DATE / SHARES/UNITS	PURCHASE/SALE COST/PROCEEDS	BROKER COMMISSION/ OTH EXPENSE	COST OF ASSET / PREV ANNL MKT	NET GAIN/LOSS
ALLIANCE BROKER ACCOUNT 4055003196						
CUSIP # 57636Q104 MASTERCARD INC ACCOUNT 4055003196	BUY	10/05/2021 3,932.000	1,397,953.40		1,397,953.40 1,397,953.40	
CUSIP # 58933Y105 MERCK & CO INC ACCOUNT 4055003203	BUY	02/11/2021 16,175.000	1,207,868.13		1,207,868.13 1,207,868.13	
CUSIP # 58933Y105 MERCK & CO INC ACCOUNT 4055003203	BUY	06/21/2021 2,855.000	220,216.71		220,216.71 220,216.71	
CUSIP # 58933Y105 MERCK & CO INC ACCOUNT 4055003203	BUY	09/17/2021 182.000	13,258.83		13,258.83 13,258.83	
CUSIP # 59156R108 METLIFE INC ACCOUNT 4055003203	BUY	02/11/2021 39,391.000	2,149,397.49		2,149,397.49 2,149,397.49	
CUSIP # 59156R108 METLIFE INC ACCOUNT 4055003203	BUY	02/12/2021 33,484.000	1,832,348.28		1,832,348.28 1,832,348.28	
CUSIP # 594918104 MICROSOFT CORP ACCOUNT 4055003196	BUY	02/16/2021 3,526.000	857,734.76		857,734.76 857,734.76	
CUSIP # 594918104 MICROSOFT CORP ACCOUNT 4055003196	SEL	10/04/2021 15,134.000	4,288,654.07		2,090,102.26 3,396,263.86	892,390.21
CUSIP # 609207105 MONDELEZ INTL INC ACCOUNT 4055003203	BUY	02/11/2021 44.000	2,445.23		2,445.23 2,445.23	
CUSIP # 609207105 MONDELEZ INTL INC ACCOUNT 4055003203	BUY	02/11/2021 16,648.000	925,185.96		925,185.96 925,185.96	
CUSIP # 609207105 MONDELEZ INTL INC ACCOUNT 4055003203	SEL	05/06/2021 26,035.000	1,582,297.69		1,432,055.18 1,504,575.58	77,722.11

Report Of 5% Transactions

AGGREGATE BY BROKER VALUATION 1,357,630,093.98 THRESHOLD 67,881,504.70

DESCRIPTION	TRAN TYPE	SETTLE DATE / SHARES/UNITS	PURCHASE/SALE COST/PROCEEDS	BROKER COMMISSION/ OTH EXPENSE	COST OF ASSET / PREV ANNL MKT	NET GAIN/LOSS
ALLIANCE BROKER						
CUSIP # 609207105 MONDELEZ INTL INC ACCOUNT 4055003203	SEL	05/07/2021 30,119.000	1,830,927.68		1,618,647.22 1,740,591.98	90,335.70
CUSIP # 609207105 MONDELEZ INTL INC ACCOUNT 4055003203	SEL	05/10/2021 15,001.000	924,872.93		833,656.57 866,915.24	57,957.69
CUSIP # 609839105 MONOLITHIC POWER SYSTEMS INC ACCOUNT 4055003221	SEL	01/11/2021 652.000	245,576.89		93,003.82 238,781.96	6,794.93
CUSIP # 615394202 MOOG INC ACCOUNT 4055003221	SEL	01/11/2021 2,342.000	192,676.30		193,123.19 185,720.60	6,955.70
CUSIP # 620076307 MOTOROLA SOLUTIONS INC. ACCOUNT 4055003203	BUY	02/11/2021 12.000	2,187.26		2,187.26 2,187.26	
CUSIP # 620076307 MOTOROLA SOLUTIONS INC. ACCOUNT 4055003203	BUY	02/11/2021 2,739.000	499,194.53		499,194.53 499,194.53	
CUSIP # 620076307 MOTOROLA SOLUTIONS INC. ACCOUNT 4055003203	SEL	09/16/2021 3,763.000	902,175.39		611,422.40 645,735.22	256,440.17
CUSIP # 626425102 MURATA MFG CO LTD ADR ACCOUNT 4055003212	SEL	02/03/2021 2,444.000	56,290.18		31,766.38 55,156.19	1,133.99
CUSIP # 626425102 MURATA MFG CO LTD ADR ACCOUNT 4055003212	BUY	02/11/2021 1.000	23.37		23.37 23.37	
CUSIP # 626425102 MURATA MFG CO LTD ADR ACCOUNT 4055003212	BUY	02/11/2021 11,402.000	266,425.97		266,425.97 266,425.97	
CUSIP # 626425102 MURATA MFG CO LTD ADR ACCOUNT 4055003212	BUY	03/02/2021 12,790.000	276,476.31		276,476.31 276,476.31	
CUSIP # 626425102 MURATA MFG CO LTD ADR ACCOUNT 4055003212	BUY	03/12/2021 4,004.000	82,642.56		82,642.56 82,642.56	

Report Of 5% Transactions

AGGREGATE BY BROKER **VALUATION 1,357,630,093.98 THRESHOLD 67,881,504.70**

DESCRIPTION	TRAN TYPE	SETTLE DATE / SHARES/UNITS	PURCHASE/SALE COST/PROCEEDS	BROKER COMMISSION/ OTH EXPENSE	COST OF ASSET / PREV ANNL MKT	NET GAIN/LOSS
ALLIANCE BROKER						
CUSIP # 626425102 MURATA MFG CO LTD ADR ACCOUNT 4055003212	BUY	03/22/2021 6,452.000	134,957.77		134,957.77 134,957.77	
CUSIP # 626425102 MURATA MFG CO LTD ADR ACCOUNT 4055003212	SEL	07/09/2021 4,532.000	91,885.83		58,905.58 101,269.19	9,383.36-
CUSIP # 626425102 MURATA MFG CO LTD ADR ACCOUNT 4055003212	SEL	08/06/2021 3,637.000	76,348.61		47,272.63 81,270.09	4,921.48-
CUSIP # 626425102 MURATA MFG CO LTD ADR ACCOUNT 4055003212	SEL	09/13/2021 4,699.000	107,667.17		61,126.08 105,000.87	2,666.30
CUSIP # 626425102 MURATA MFG CO LTD ADR ACCOUNT 4055003212	SEL	09/15/2021 9,233.000	217,804.43		133,950.80 206,314.75	11,489.68
CUSIP # 626425102 MURATA MFG CO LTD ADR ACCOUNT 4055003212	SEL	10/01/2021 6,578.000	143,773.95		87,547.62 146,987.81	3,213.86-
CUSIP # 62855J104 MYRIAD GENETICS INC ACCOUNT 4055003221	SEL	03/26/2021 9,781.000	277,694.86		269,702.27 193,419.28	84,275.58
CUSIP # 62855J104 MYRIAD GENETICS INC ACCOUNT 4055003221	SEL	05/27/2021 14,111.000	407,942.69		317,602.44 279,045.03	128,897.66
CUSIP # 64110L106 NETFLIX.COM INC ACCOUNT 4055003196	BUY	03/01/2021 3,893.000	2,120,322.45		2,120,322.45 2,120,322.45	
CUSIP # 64110L106 NETFLIX.COM INC ACCOUNT 4055003196	BUY	03/05/2021 2,160.000	1,140,229.87		1,140,229.87 1,140,229.87	
CUSIP # 654106103 NIKE INC CL B ACCOUNT 4055003196	BUY	02/16/2021 1,602.000	230,404.29		230,404.29 230,404.29	
CUSIP # 666807102 NORTHROP GRUMMAN CORP	BUY	02/11/2021 3.000	915.29		915.29 915.29	

Report Of 5% Transactions

AGGREGATE BY BROKER **VALUATION 1,357,630,093.98 THRESHOLD 67,881,504.70**

DESCRIPTION	TRAN TYPE	SETTLE DATE / SHARES/UNITS	PURCHASE/SALE COST/PROCEEDS	BROKER COMMISSION/ OTH EXPENSE	COST OF ASSET / PREV ANNL MKT	NET GAIN/LOSS
ALLIANCE BROKER ACCOUNT 4055003203						
CUSIP # 666807102 NORTHROP GRUMMAN CORP ACCOUNT 4055003203	BUY	02/11/2021 3,904.000	1,191,099.47		1,191,099.47 1,191,099.47	
CUSIP # 66987V109 NOVARTIS A G ADR ACCOUNT 4055003212	BUY	02/11/2021 12.000	1,095.30		1,095.30 1,095.30	
CUSIP # 66987V109 NOVARTIS A G ADR ACCOUNT 4055003212	BUY	02/11/2021 3,372.000	307,779.64		307,779.64 307,779.64	
CUSIP # 66987V109 NOVARTIS A G ADR ACCOUNT 4055003212	BUY	03/01/2021 1,152.000	100,829.26		100,829.26 100,829.26	
CUSIP # 66987V109 NOVARTIS A G ADR ACCOUNT 4055003212	BUY	03/03/2021 1,887.000	163,427.79		163,427.79 163,427.79	
CUSIP # 66987V109 NOVARTIS A G ADR ACCOUNT 4055003212	BUY	03/11/2021 2,379.000	200,528.05		200,528.05 200,528.05	
CUSIP # 66987V109 NOVARTIS A G ADR ACCOUNT 4055003212	BUY	03/18/2021 1,372.000	117,868.52		117,868.52 117,868.52	
CUSIP # 66987V109 NOVARTIS A G ADR ACCOUNT 4055003212	BUY	06/07/2021 1,435.000	127,729.06		127,729.06 127,729.06	
CUSIP # 66987V109 NOVARTIS A G ADR ACCOUNT 4055003212	SEL	07/07/2021 1,743.000	159,626.78		150,875.12 160,174.74	547.96-
CUSIP # 66987V109 NOVARTIS A G ADR ACCOUNT 4055003212	SEL	12/01/2021 1,005.000	80,562.39		86,993.40 92,355.48	11,793.09-
CUSIP # 682189105 ON SEMICONDUCTOR CORP ACCOUNT 4055003221	SEL	01/11/2021 10,924.000	385,390.20		206,304.11 357,542.52	27,847.68

Report Of 5% Transactions

AGGREGATE BY BROKER VALUATION 1,357,630,093.98 THRESHOLD 67,881,504.70

DESCRIPTION	TRAN TYPE	SETTLE DATE / SHARES/UNITS	PURCHASE/SALE COST/PROCEEDS	BROKER COMMISSION/ OTH EXPENSE	COST OF ASSET / PREV ANNL MKT	NET GAIN/LOSS
ALLIANCE BROKER						
CUSIP # 682189105 ON SEMICONDUCTOR CORP ACCOUNT 4055003221	SEL	10/21/2021 6,040.000	271,066.56		114,067.82 197,689.20	73,377.36
CUSIP # 68389X105 ORACLE CORPORATION ACCOUNT 4055003203	BUY	02/11/2021 4.000	254.76		254.76 254.76	
CUSIP # 68389X105 ORACLE CORPORATION ACCOUNT 4055003203	BUY	02/11/2021 8,080.000	514,616.01		514,616.01 514,616.01	
CUSIP # 68389X105 ORACLE CORPORATION ACCOUNT 4055003203	SEL	09/16/2021 11,816.000	1,010,900.90		636,661.34 762,840.41	248,060.49
CUSIP # 68554V108 ORASURE TECHNOLOGIES INC ACCOUNT 4055003221	SEL	01/11/2021 19,362.000	229,769.58		231,774.76 204,946.77	24,822.81
CUSIP # 68554V108 ORASURE TECHNOLOGIES INC ACCOUNT 4055003221	BUY	04/12/2021 1,177.000	12,311.30		12,311.30 12,311.30	
CUSIP # 68622V106 ORGANON CO COMMON STOCK ACCOUNT 4055003203	SEL	06/11/2021 5,305.000	150,692.00		195,670.26 193,339.38	42,647.38-
CUSIP # 69367U105 PT BK MANDIRI PERSERO TBK ADR ACCOUNT 4055003212	BUY	02/26/2021 15,065.000	136,073.11		136,073.11 136,073.11	
CUSIP # 69367U105 PT BK MANDIRI PERSERO TBK ADR ACCOUNT 4055003212	BUY	03/08/2021 27,250.000	250,947.98		250,947.98 250,947.98	
CUSIP # 69367U105 PT BK MANDIRI PERSERO TBK ADR ACCOUNT 4055003212	BUY	07/02/2021 18,172.000	149,677.31		149,677.31 149,677.31	
CUSIP # 69367U105 PT BK MANDIRI PERSERO TBK ADR ACCOUNT 4055003212	SEL	09/20/2021 7,393.000	62,559.25		66,776.54 65,597.75	3,038.50-
CUSIP # 70450Y103 PAYPAL HLDGS INC ACCOUNT 4055003196	BUY	02/16/2021 51.000	14,807.76		14,807.76 14,807.76	

Report Of 5% Transactions

AGGREGATE BY BROKER VALUATION 1,357,630,093.98 THRESHOLD 67,881,504.70

DESCRIPTION	TRAN TYPE	SETTLE DATE / SHARES/UNITS	PURCHASE/SALE COST/PROCEEDS	BROKER COMMISSION/ OTH EXPENSE	COST OF ASSET / PREV ANNL MKT	NET GAIN/LOSS
ALLIANCE BROKER						
CUSIP # 70450Y103 PAYPAL HLDGS INC ACCOUNT 4055003196	BUY	02/16/2021 1,644.000	477,332.44		477,332.44 477,332.44	
CUSIP # 70450Y103 PAYPAL HLDGS INC ACCOUNT 4055003196	SEL	02/25/2021 3,468.000	909,491.19		373,181.77 829,690.96	79,800.23
CUSIP # 707569109 PENN NATL GAMING INC ACCOUNT 4055003221	SEL	01/11/2021 5,793.000	506,239.08		111,038.49 500,341.41	5,897.67
CUSIP # 707569109 PENN NATL GAMING INC ACCOUNT 4055003221	SEL	03/03/2021 3,070.000	386,168.11		58,844.84 265,155.90	121,012.21
CUSIP # 707569109 PENN NATL GAMING INC ACCOUNT 4055003221	SEL	03/12/2021 1,215.000	150,050.27		23,288.75 104,939.55	45,110.72
CUSIP # 707569109 PENN NATL GAMING INC ACCOUNT 4055003221	SEL	04/09/2021 4,630.000	485,430.33		88,746.45 399,893.10	85,537.23
CUSIP # 714264207 PERNOD RICARD S A ADR ACCOUNT 4055003212	BUY	01/15/2021 5,198.000	199,472.10		199,472.10 199,472.10	
CUSIP # 714264207 PERNOD RICARD S A ADR ACCOUNT 4055003212	BUY	02/11/2021 3,842.000	152,869.38		152,869.38 152,869.38	
CUSIP # 714264207 PERNOD RICARD S A ADR ACCOUNT 4055003212	BUY	03/08/2021 2,958.000	111,971.31		111,971.31 111,971.31	
CUSIP # 714264207 PERNOD RICARD S A ADR ACCOUNT 4055003212	BUY	03/12/2021 3,758.000	143,699.80		143,699.80 143,699.80	
CUSIP # 714264207 PERNOD RICARD S A ADR ACCOUNT 4055003212	BUY	04/06/2021 2,161.000	82,620.98		82,620.98 82,620.98	
CUSIP # 714264207 PERNOD RICARD S A ADR	SEL	05/21/2021 5,372.000	228,657.47		209,169.89 206,637.05	22,020.42

Report Of 5% Transactions

AGGREGATE BY BROKER **VALUATION 1,357,630,093.98 THRESHOLD 67,881,504.70**

DESCRIPTION	TRAN TYPE	SETTLE DATE / SHARES/UNITS	PURCHASE/SALE COST/PROCEEDS	BROKER COMMISSION/ OTH EXPENSE	COST OF ASSET / PREV ANNL MKT	NET GAIN/LOSS
ALLIANCE BROKER ACCOUNT 4055003212						
CUSIP # 714264207 PERNOD RICARD S A ADR ACCOUNT 4055003212	SEL	07/01/2021 5,650.000	254,111.97		218,210.44 217,330.48	36,781.49
CUSIP # 714264207 PERNOD RICARD S A ADR ACCOUNT 4055003212	SEL	09/29/2021 5,105.000	230,205.22		196,236.12 196,366.75	33,838.47
CUSIP # 74435K204 PRUDENTIAL PLC ADR ACCOUNT 4055003212	BUY	02/11/2021 72.000	2,542.64		2,542.64 2,542.64	
CUSIP # 74435K204 PRUDENTIAL PLC ADR ACCOUNT 4055003212	BUY	02/11/2021 8,588.000	303,075.67		303,075.67 303,075.67	
CUSIP # 74435K204 PRUDENTIAL PLC ADR ACCOUNT 4055003212	SEL	03/01/2021 3,000.000	122,692.77		104,566.80 109,468.83	13,223.94
CUSIP # 74435K204 PRUDENTIAL PLC ADR ACCOUNT 4055003212	BUY	07/07/2021 6,925.000	266,905.43		266,905.43 266,905.43	
CUSIP # 74435K204 PRUDENTIAL PLC ADR ACCOUNT 4055003212	BUY	07/23/2021 5,917.000	222,155.54		222,155.54 222,155.54	
CUSIP # 74435K204 PRUDENTIAL PLC ADR ACCOUNT 4055003212	SEL	09/13/2021 5,835.000	246,756.22		203,382.42 215,754.42	31,001.80
CUSIP # 74435K204 PRUDENTIAL PLC ADR ACCOUNT 4055003212	SEL	09/14/2021 4,356.000	184,123.70		151,830.99 161,067.05	23,056.65
CUSIP # 74435K204 PRUDENTIAL PLC ADR ACCOUNT 4055003212	BUY	12/13/2021 3,951.000	136,866.59		136,866.59 136,866.59	
CUSIP # 74435K204 PRUDENTIAL PLC ADR ACCOUNT 4055003212	BUY	12/20/2021 9,170.000	310,854.75		310,854.75 310,854.75	

Report Of 5% Transactions

AGGREGATE BY BROKER **VALUATION** **1,357,630,093.98** **THRESHOLD** **67,881,504.70**

DESCRIPTION	TRAN TYPE	SETTLE DATE / SHARES/UNITS	PURCHASE/SALE COST/PROCEEDS	BROKER COMMISSION/ OTH EXPENSE	COST OF ASSET / PREV ANNL MKT	NET GAIN/LOSS
ALLIANCE BROKER						
CUSIP # 74975E303 RWE AKTIENGESELLSCHAF-SP ADR ACCOUNT 4055003212	BUY	02/11/2021 40.000	1,659.02		1,659.02 1,659.02	
CUSIP # 74975E303 RWE AKTIENGESELLSCHAF-SP ADR ACCOUNT 4055003212	BUY	02/11/2021 3,686.000	152,878.32		152,878.32 152,878.32	
CUSIP # 74975E303 RWE AKTIENGESELLSCHAF-SP ADR ACCOUNT 4055003212	BUY	02/17/2021 6,264.000	257,238.05		257,238.05 257,238.05	
CUSIP # 74975E303 RWE AKTIENGESELLSCHAF-SP ADR ACCOUNT 4055003212	BUY	03/01/2021 3,371.000	129,225.94		129,225.94 129,225.94	
CUSIP # 74975E303 RWE AKTIENGESELLSCHAF-SP ADR ACCOUNT 4055003212	BUY	04/06/2021 6,950.000	280,094.73		280,094.73 280,094.73	
CUSIP # 74975E303 RWE AKTIENGESELLSCHAF-SP ADR ACCOUNT 4055003212	BUY	04/27/2021 2,361.000	96,508.00		96,508.00 96,508.00	
CUSIP # 74975E303 RWE AKTIENGESELLSCHAF-SP ADR ACCOUNT 4055003212	BUY	06/07/2021 4,493.000	165,779.57		165,779.57 165,779.57	
CUSIP # 74975E303 RWE AKTIENGESELLSCHAF-SP ADR ACCOUNT 4055003212	SEL	09/14/2021 1,508.000	58,690.46		49,505.83 61,720.22	3,029.76-
CUSIP # 74975E303 RWE AKTIENGESELLSCHAF-SP ADR ACCOUNT 4055003212	SEL	09/17/2021 2,444.000	94,018.00		66,135.74 100,029.32	6,011.32-
CUSIP # 74975E303 RWE AKTIENGESELLSCHAF-SP ADR ACCOUNT 4055003212	SEL	12/02/2021 6,404.000	250,385.51		221,322.74 262,106.29	11,720.78-
CUSIP # 754730109 RAYMOND JAMES FINL INC ACCOUNT 4055003221	SEL	01/11/2021 1,837.000	186,145.70		148,242.04 175,745.79	10,399.91
CUSIP # 754730109 RAYMOND JAMES FINL INC ACCOUNT 4055003221	SEL	07/15/2021 416.000	55,416.15		33,570.33 39,798.72	15,617.43

Report Of 5% Transactions

AGGREGATE BY BROKER VALUATION 1,357,630,093.98 THRESHOLD 67,881,504.70

DESCRIPTION	TRAN TYPE	SETTLE DATE / SHARES/UNITS	PURCHASE/SALE COST/PROCEEDS	BROKER COMMISSION/ OTH EXPENSE	COST OF ASSET / PREV ANNL MKT	NET GAIN/LOSS
ALLIANCE BROKER						
CUSIP # 75513E101 RAYTHEON TECHNOLOGIES CORP ACCOUNT 4055003203	BUY	02/11/2021 11,791.000	863,462.00		863,462.00 863,462.00	
CUSIP # 75886F107 REGENERON PHARMACEUTICALS INC ACCOUNT 4055003196	BUY	02/16/2021 1.000	493.47		493.47 493.47	
CUSIP # 75886F107 REGENERON PHARMACEUTICALS INC ACCOUNT 4055003196	BUY	02/16/2021 462.000	227,961.89		227,961.89 227,961.89	
CUSIP # 75886F107 REGENERON PHARMACEUTICALS INC ACCOUNT 4055003196	SEL	02/17/2021 1,731.000	839,729.53		493,252.09 837,890.63	1,838.90
CUSIP # 75886F107 REGENERON PHARMACEUTICALS INC ACCOUNT 4055003196	SEL	02/18/2021 1,641.000	791,952.88		471,017.72 794,326.12	2,373.24-
CUSIP # 75886F107 REGENERON PHARMACEUTICALS INC ACCOUNT 4055003196	SEL	02/19/2021 1,708.000	820,233.50		895,518.42 826,757.48	6,523.98-
CUSIP # 759351604 REINSURANCE GROUP OF AMERICA ACCOUNT 4055003221	SEL	01/11/2021 1,319.000	156,105.21		203,385.81 152,872.10	3,233.11
CUSIP # 759351604 REINSURANCE GROUP OF AMERICA ACCOUNT 4055003221	BUY	12/13/2021 4,964.000	514,097.65		514,097.65 514,097.65	
CUSIP # 759530108 RELX PLC ADR ACCOUNT 4055003212	BUY	03/16/2021 7,164.000	173,740.61		173,740.61 173,740.61	
CUSIP # 759530108 RELX PLC ADR ACCOUNT 4055003212	BUY	03/18/2021 6,938.000	168,978.46		168,978.46 168,978.46	
CUSIP # 759530108 RELX PLC ADR ACCOUNT 4055003212	BUY	03/25/2021 21,097.000	523,129.65		523,129.65 523,129.65	
CUSIP # 759530108 RELX PLC ADR	BUY	05/21/2021 10,638.000	277,719.88		277,719.88 277,719.88	

Report Of 5% Transactions

AGGREGATE BY BROKER VALUATION 1,357,630,093.98 THRESHOLD 67,881,504.70

DESCRIPTION	TRAN TYPE	SETTLE DATE / SHARES/UNITS	PURCHASE/SALE COST/PROCEEDS	BROKER COMMISSION/ OTH EXPENSE	COST OF ASSET / PREV ANNL MKT	NET GAIN/LOSS
ALLIANCE BROKER ACCOUNT 4055003212						
CUSIP # 759530108 RELX PLC ADR ACCOUNT 4055003212	SEL	07/23/2021 5,090.000	142,769.70		123,442.17 126,988.33	15,781.37
CUSIP # 759530108 RELX PLC ADR ACCOUNT 4055003212	SEL	08/31/2021 6,060.000	181,813.61		147,379.46 151,188.47	30,625.14
CUSIP # 759530108 RELX PLC ADR ACCOUNT 4055003212	SEL	09/14/2021 2,876.000	87,182.90		70,046.42 71,752.15	15,430.75
CUSIP # 759530108 RELX PLC ADR ACCOUNT 4055003212	SEL	10/12/2021 5,834.000	171,881.59		144,628.69 145,550.08	26,331.51
CUSIP # 760759100 REPUBLIC SVCS INC ACCOUNT 4055003221	SEL	01/11/2021 1,310.000	126,982.96		112,724.06 126,153.00	829.96
CUSIP # 771195104 ROCHE HLDG LTD SPON ADR ACCOUNT 4055003212	BUY	02/11/2021 5,397.000	236,766.39		236,766.39 236,766.39	
CUSIP # 771195104 ROCHE HLDG LTD SPON ADR ACCOUNT 4055003212	BUY	03/10/2021 4,578.000	183,723.38		183,723.38 183,723.38	
CUSIP # 771195104 ROCHE HLDG LTD SPON ADR ACCOUNT 4055003212	BUY	03/15/2021 3,505.000	145,814.66		145,814.66 145,814.66	
CUSIP # 771195104 ROCHE HLDG LTD SPON ADR ACCOUNT 4055003212	BUY	04/23/2021 6,789.000	292,810.93		292,810.93 292,810.93	
CUSIP # 771195104 ROCHE HLDG LTD SPON ADR ACCOUNT 4055003212	BUY	06/07/2021 3,193.000	138,399.95		138,399.95 138,399.95	
CUSIP # 771195104 ROCHE HLDG LTD SPON ADR ACCOUNT 4055003212	SEL	07/07/2021 6,212.000	293,428.53		226,236.07 268,255.30	25,173.23

Report Of 5% Transactions

AGGREGATE BY BROKER VALUATION 1,357,630,093.98 THRESHOLD 67,881,504.70

DESCRIPTION	TRAN TYPE	SETTLE DATE / SHARES/UNITS	PURCHASE/SALE COST/PROCEEDS	BROKER COMMISSION/ OTH EXPENSE	COST OF ASSET / PREV ANNL MKT	NET GAIN/LOSS
ALLIANCE BROKER						
CUSIP # 771195104 ROCHE HLDG LTD SPON ADR ACCOUNT 4055003212	SEL	07/22/2021 3,586.000	172,794.82		130,599.25 154,855.68	17,939.14
CUSIP # 771195104 ROCHE HLDG LTD SPON ADR ACCOUNT 4055003212	SEL	09/13/2021 4,258.000	204,364.21		177,403.17 183,874.93	20,489.28
CUSIP # 771195104 ROCHE HLDG LTD SPON ADR ACCOUNT 4055003212	SEL	10/14/2021 3,509.000	169,000.64		154,494.35 151,530.56	17,470.08
CUSIP # 775781206 ROLLS-ROYCE GROUP PLC SPONSORED ADR ACCOUNT 4055003212	BUY	01/15/2021 182,243.000	273,947.68		273,947.68 273,947.68	
CUSIP # 775781206 ROLLS-ROYCE GROUP PLC SPONSORED ADR ACCOUNT 4055003212	BUY	01/20/2021 194,648.000	294,249.38		294,249.38 294,249.38	
CUSIP # 775781206 ROLLS-ROYCE GROUP PLC SPONSORED ADR ACCOUNT 4055003212	BUY	02/09/2021 97,676.000	132,800.29		132,800.29 132,800.29	
CUSIP # 775781206 ROLLS-ROYCE GROUP PLC SPONSORED ADR ACCOUNT 4055003212	BUY	02/11/2021 771.000	1,043.16		1,043.16 1,043.16	
CUSIP # 775781206 ROLLS-ROYCE GROUP PLC SPONSORED ADR ACCOUNT 4055003212	BUY	02/11/2021 270,390.000	365,837.67		365,837.67 365,837.67	
CUSIP # 775781206 ROLLS-ROYCE GROUP PLC SPONSORED ADR ACCOUNT 4055003212	BUY	02/12/2021 61,521.000	82,745.75		82,745.75 82,745.75	
CUSIP # 775781206 ROLLS-ROYCE GROUP PLC SPONSORED ADR ACCOUNT 4055003212	SEL	03/01/2021 116,242.000	195,948.14		952,516.46 171,830.52	24,117.62

Report Of 5% Transactions

AGGREGATE BY BROKER VALUATION 1,357,630,093.98 THRESHOLD 67,881,504.70

DESCRIPTION	TRAN TYPE	SETTLE DATE / SHARES/UNITS	PURCHASE/SALE COST/PROCEEDS	BROKER COMMISSION/ OTH EXPENSE	COST OF ASSET / PREV ANNL MKT	NET GAIN/LOSS
ALLIANCE BROKER						
CUSIP # 775781206 ROLLS-ROYCE GROUP PLC SPONSORED ADR ACCOUNT 4055003212	BUY	04/06/2021 226,446.000	353,799.23		353,799.23 353,799.23	
CUSIP # 780259206 SHELL PLC PLC-ADR A ACCOUNT 4055003212	BUY	09/29/2021 8,375.000	365,928.04		365,928.04 365,928.04	
CUSIP # 780259206 SHELL PLC PLC-ADR A ACCOUNT 4055003212	BUY	10/20/2021 15,272.000	679,231.36		679,231.36 679,231.36	
CUSIP # 780259206 SHELL PLC PLC-ADR A ACCOUNT 4055003212	BUY	11/08/2021 10,978.000	494,460.10		494,460.10 494,460.10	
CUSIP # 783513203 RYANAIR HLDGS PLC SPON ADR ACCOUNT 4055003212	BUY	02/11/2021 1,681.000	176,355.56		176,355.56 176,355.56	
CUSIP # 783513203 RYANAIR HLDGS PLC SPON ADR ACCOUNT 4055003212	SEL	04/15/2021 1,537.000	162,785.75		104,359.54 167,836.20	5,050.45-
CUSIP # 783513203 RYANAIR HLDGS PLC SPON ADR ACCOUNT 4055003212	BUY	09/08/2021 1,683.000	181,438.68		181,438.68 181,438.68	
CUSIP # 783549108 RYDER SYSTEMS INC ACCOUNT 4055003221	SEL	01/11/2021 3,633.000	243,552.75		180,884.53 224,374.08	19,178.67
CUSIP # 79466L302 SALESFORCE.COM INC ACCOUNT 4055003196	BUY	01/19/2021 4,881.000	1,058,696.71		1,058,696.71 1,058,696.71	
CUSIP # 79466L302 SALESFORCE.COM INC ACCOUNT 4055003196	BUY	02/16/2021 2,133.000	513,254.40		513,254.40 513,254.40	
CUSIP # 80007R105 SANDS CHINA LTD UNSPONSORED ADR ACCOUNT 4055003212	BUY	02/11/2021 7.000	306.27		306.27 306.27	
CUSIP # 80007R105 SANDS CHINA LTD UNSPONSORED ADR	BUY	02/11/2021 2,596.000	113,583.05		113,583.05 113,583.05	

Report Of 5% Transactions

AGGREGATE BY BROKER **VALUATION 1,357,630,093.98 THRESHOLD 67,881,504.70**

DESCRIPTION	TRAN TYPE	SETTLE DATE / SHARES/UNITS	PURCHASE/SALE COST/PROCEEDS	BROKER COMMISSION/ OTH EXPENSE	COST OF ASSET / PREV ANNL MKT	NET GAIN/LOSS
ALLIANCE BROKER ACCOUNT 4055003212						
CUSIP # 80007R105 SANDS CHINA LTD UNSPONSORED ADR ACCOUNT 4055003212	BUY	04/22/2021 1,853.000	89,277.54		89,277.54 89,277.54	
CUSIP # 80007R105 SANDS CHINA LTD UNSPONSORED ADR ACCOUNT 4055003212	BUY	05/28/2021 4,335.000	196,624.76		196,624.76 196,624.76	
CUSIP # 80007R105 SANDS CHINA LTD UNSPONSORED ADR ACCOUNT 4055003212	BUY	08/05/2021 5,975.000	196,926.44		196,926.44 196,926.44	
CUSIP # 80007R105 SANDS CHINA LTD UNSPONSORED ADR ACCOUNT 4055003212	BUY	09/17/2021 6,513.000	143,286.00		143,286.00 143,286.00	
CUSIP # 80007R105 SANDS CHINA LTD UNSPONSORED ADR ACCOUNT 4055003212	BUY	09/28/2021 6,208.000	122,889.22		122,889.22 122,889.22	
CUSIP # 80007R105 SANDS CHINA LTD UNSPONSORED ADR ACCOUNT 4055003212	BUY	10/20/2021 3,317.000	74,168.12		74,168.12 74,168.12	
CUSIP # 80105N105 SANOFI-AVENTIS ACCOUNT 4055003212	BUY	01/20/2021 5,089.000	251,074.81		251,074.81 251,074.81	
CUSIP # 80105N105 SANOFI-AVENTIS ACCOUNT 4055003212	BUY	02/11/2021 10.000	489.51		489.51 489.51	
CUSIP # 80105N105 SANOFI-AVENTIS ACCOUNT 4055003212	BUY	02/11/2021 6,397.000	313,141.56		313,141.56 313,141.56	
CUSIP # 80105N105 SANOFI-AVENTIS ACCOUNT 4055003212	BUY	03/08/2021 3,997.000	183,244.17		183,244.17 183,244.17	
CUSIP # 80105N105 SANOFI-AVENTIS ACCOUNT 4055003212	BUY	03/18/2021 2,101.000	103,873.18		103,873.18 103,873.18	

Report Of 5% Transactions

AGGREGATE BY BROKER **VALUATION** **1,357,630,093.98** **THRESHOLD** **67,881,504.70**

DESCRIPTION	TRAN TYPE	SETTLE DATE / SHARES/UNITS	PURCHASE/SALE COST/PROCEEDS	BROKER COMMISSION/ OTH EXPENSE	COST OF ASSET / PREV ANNL MKT	NET GAIN/LOSS
ALLIANCE BROKER						
CUSIP # 80105N105 SANOFI-AVENTIS ACCOUNT 4055003212	BUY	06/07/2021 2,939.000	152,974.02		152,974.02 152,974.02	
CUSIP # 80105N105 SANOFI-AVENTIS ACCOUNT 4055003212	SEL	07/07/2021 2,090.000	109,006.32		106,443.50 101,846.64	7,159.68
CUSIP # 80105N105 SANOFI-AVENTIS ACCOUNT 4055003212	SEL	12/01/2021 2,588.000	124,615.44		133,472.62 126,114.41	1,498.97-
CUSIP # 803054204 SAP AG SPONSORED ADR AKTIENGESELLSCHAFT 4 ADRS = 1 PREF SHR ACCOUNT 4055003212	BUY	02/11/2021 5.000	659.58		659.58 659.58	
CUSIP # 803054204 SAP AG SPONSORED ADR AKTIENGESELLSCHAFT 4 ADRS = 1 PREF SHR ACCOUNT 4055003212	BUY	02/11/2021 1,220.000	160,913.12		160,913.12 160,913.12	
CUSIP # 803054204 SAP AG SPONSORED ADR AKTIENGESELLSCHAFT 4 ADRS = 1 PREF SHR ACCOUNT 4055003212	BUY	02/16/2021 1,618.000	213,500.12		213,500.12 213,500.12	
CUSIP # 803054204 SAP AG SPONSORED ADR AKTIENGESELLSCHAFT 4 ADRS = 1 PREF SHR ACCOUNT 4055003212	BUY	02/22/2021 1,220.000	156,757.07		156,757.07 156,757.07	
CUSIP # 803054204 SAP AG SPONSORED ADR AKTIENGESELLSCHAFT 4 ADRS = 1 PREF SHR ACCOUNT 4055003212	BUY	03/09/2021 1,783.000	219,566.82		219,566.82 219,566.82	
CUSIP # 803054204 SAP AG SPONSORED ADR AKTIENGESELLSCHAFT 4 ADRS = 1 PREF SHR ACCOUNT 4055003212	BUY	03/15/2021 2,748.000	348,763.79		348,763.79 348,763.79	

Report Of 5% Transactions

AGGREGATE BY BROKER VALUATION 1,357,630,093.98 THRESHOLD 67,881,504.70

DESCRIPTION	TRAN TYPE	SETTLE DATE / SHARES/UNITS	PURCHASE/SALE COST/PROCEEDS	BROKER COMMISSION/ OTH EXPENSE	COST OF ASSET / PREV ANNL MKT	NET GAIN/LOSS
ALLIANCE BROKER						
CUSIP # 803054204 SAP AG SPONSORED ADR AKTIENGESELLSCHAFT 4 ADRS = 1 PREF SHR ACCOUNT 4055003212	BUY	06/07/2021 1,188.000	163,746.32		163,746.32 163,746.32	
CUSIP # 803054204 SAP AG SPONSORED ADR AKTIENGESELLSCHAFT 4 ADRS = 1 PREF SHR ACCOUNT 4055003212	SEL	07/09/2021 560.000	82,530.30		64,226.85 72,632.45	9,897.85
CUSIP # 81762P102 SERVICENOW INC ACCOUNT 4055003196	BUY	02/16/2021 3.000	1,780.86		1,780.86 1,780.86	
CUSIP # 81762P102 SERVICENOW INC ACCOUNT 4055003196	BUY	02/16/2021 778.000	461,946.91		461,946.91 461,946.91	
CUSIP # 81762P102 SERVICENOW INC ACCOUNT 4055003196	SEL	08/02/2021 1,017.000	597,099.31		259,903.09 563,871.96	33,227.35
CUSIP # 826197501 SIEMENS AG ADR ACCOUNT 4055003212	BUY	02/11/2021 24.000	1,908.00		1,908.00 1,908.00	
CUSIP # 826197501 SIEMENS AG ADR ACCOUNT 4055003212	BUY	02/11/2021 3,789.000	301,225.50		301,225.50 301,225.50	
CUSIP # 826197501 SIEMENS AG ADR ACCOUNT 4055003212	BUY	03/19/2021 3,888.000	311,885.64		311,885.64 311,885.64	
CUSIP # 826197501 SIEMENS AG ADR ACCOUNT 4055003212	SEL	03/25/2021 3,343.000	270,074.24		177,334.47 247,310.80	22,763.44
CUSIP # 826197501 SIEMENS AG ADR ACCOUNT 4055003212	SEL	04/12/2021 2,130.000	177,616.60		114,844.01 157,574.63	20,041.97
CUSIP # 826197501 SIEMENS AG ADR	SEL	04/22/2021 1,467.000	125,162.63		79,905.88 108,526.75	16,635.88

Report Of 5% Transactions

AGGREGATE BY BROKER VALUATION 1,357,630,093.98 THRESHOLD 67,881,504.70

DESCRIPTION	TRAN TYPE	SETTLE DATE / SHARES/UNITS	PURCHASE/SALE COST/PROCEEDS	BROKER COMMISSION/ OTH EXPENSE	COST OF ASSET / PREV ANNL MKT	NET GAIN/LOSS
ALLIANCE BROKER ACCOUNT 4055003212						
CUSIP # 826197501 SIEMENS AG ADR ACCOUNT 4055003212	SEL	05/20/2021 4,008.000	342,533.55		187,751.85 296,506.64	46,026.91
CUSIP # 826197501 SIEMENS AG ADR ACCOUNT 4055003212	BUY	07/22/2021 3,950.000	293,345.96		293,345.96 293,345.96	
CUSIP # 826197501 SIEMENS AG ADR ACCOUNT 4055003212	SEL	08/27/2021 3,668.000	298,668.30		209,699.56 271,538.45	27,129.85
CUSIP # 826197501 SIEMENS AG ADR ACCOUNT 4055003212	SEL	09/10/2021 2,137.000	179,033.73		124,722.50 158,200.02	20,833.71
CUSIP # 826197501 SIEMENS AG ADR ACCOUNT 4055003212	SEL	11/08/2021 2,848.000	239,686.73		189,745.24 210,834.65	28,852.08
CUSIP # 831865209 SMITH A O CORP ACCOUNT 4055003221	SEL	01/11/2021 2,833.000	160,074.84		152,934.12 155,305.06	4,769.78
CUSIP # 831865209 SMITH A O CORP ACCOUNT 4055003221	BUY	02/24/2021 2,136.000	132,003.30		132,003.30 132,003.30	
CUSIP # 833034101 SNAP ON INC ACCOUNT 4055003221	SEL	01/11/2021 921.000	161,223.28		145,353.88 157,619.94	3,603.34
CUSIP # 835495102 SONOCO PRODS CO ACCOUNT 4055003221	BUY	04/12/2021 5,053.000	321,714.91		321,714.91 321,714.91	
CUSIP # 835495102 SONOCO PRODS CO ACCOUNT 4055003221	BUY	10/22/2021 25.000	1,545.96		1,545.96 1,545.96	
CUSIP # 855244109 STARBUCKS CORP ACCOUNT 4055003196	BUY	02/16/2021 17.000	1,796.70		1,796.70 1,796.70	

Report Of 5% Transactions

AGGREGATE BY BROKER VALUATION 1,357,630,093.98 THRESHOLD 67,881,504.70

DESCRIPTION	TRAN TYPE	SETTLE DATE / SHARES/UNITS	PURCHASE/SALE COST/PROCEEDS	BROKER COMMISSION/ OTH EXPENSE	COST OF ASSET / PREV ANNL MKT	NET GAIN/LOSS
ALLIANCE BROKER						
CUSIP # 855244109 STARBUCKS CORP ACCOUNT 4055003196	BUY	02/16/2021 2,903.000	306,813.13		306,813.13 306,813.13	
CUSIP # 855244109 STARBUCKS CORP ACCOUNT 4055003196	SEL	08/03/2021 5,470.000	666,282.53		509,802.91 584,569.87	81,712.66
CUSIP # 858912108 STERICYCLE INC ACCOUNT 4055003221	SEL	01/11/2021 2,499.000	179,808.07		127,281.32 173,255.67	6,552.40
CUSIP # 858912108 STERICYCLE INC ACCOUNT 4055003221	SEL	07/15/2021 623.000	43,949.06		31,731.20 43,192.59	756.47
CUSIP # 85917A100 STERLING BANCORP DEL ACCOUNT 4055003221	SEL	01/11/2021 6,717.000	138,136.08		129,369.42 120,771.66	17,364.42
CUSIP # 86562M209 SUMITOMO MITSUI FIN GRP INC FLT SPONSORED ADR ACCOUNT 4055003212	SEL	01/20/2021 13,447.000	90,473.45		90,919.20 82,967.99	7,505.46
CUSIP # 86562M209 SUMITOMO MITSUI FIN GRP INC FLT SPONSORED ADR ACCOUNT 4055003212	BUY	02/11/2021 72.000	484.54		484.54 484.54	
CUSIP # 86562M209 SUMITOMO MITSUI FIN GRP INC FLT SPONSORED ADR ACCOUNT 4055003212	BUY	02/11/2021 24,801.000	166,903.29		166,903.29 166,903.29	
CUSIP # 86562M209 SUMITOMO MITSUI FIN GRP INC FLT SPONSORED ADR ACCOUNT 4055003212	SEL	12/13/2021 21,961.000	148,468.78		148,484.91 137,395.00	11,073.78
CUSIP # 870195104 SWEDBANK A B ADR ACCOUNT 4055003212	BUY	07/26/2021 7,217.000	137,311.36		137,311.36 137,311.36	
CUSIP # 870195104 SWEDBANK A B ADR ACCOUNT 4055003212	BUY	08/02/2021 6,994.000	138,542.05		138,542.05 138,542.05	

Report Of 5% Transactions

AGGREGATE BY BROKER **VALUATION 1,357,630,093.98 THRESHOLD 67,881,504.70**

DESCRIPTION	TRAN TYPE	SETTLE DATE / SHARES/UNITS	PURCHASE/SALE COST/PROCEEDS	BROKER COMMISSION/ OTH EXPENSE	COST OF ASSET / PREV ANNL MKT	NET GAIN/LOSS
ALLIANCE BROKER						
CUSIP # 870195104 SWEDBANK A B ADR ACCOUNT 4055003212	BUY	08/05/2021 7,212.000	141,271.54		141,271.54 141,271.54	
CUSIP # 870195104 SWEDBANK A B ADR ACCOUNT 4055003212	BUY	08/24/2021 7,756.000	148,949.33		148,949.33 148,949.33	
CUSIP # 870195104 SWEDBANK A B ADR ACCOUNT 4055003212	BUY	09/13/2021 10,655.000	211,254.55		211,254.55 211,254.55	
CUSIP # 87105L104 SWITCH INC ACCOUNT 4055003221	BUY	04/09/2021 1,527.000	26,255.70		26,255.70 26,255.70	
CUSIP # 87105L104 SWITCH INC ACCOUNT 4055003221	BUY	04/12/2021 104,611.000	1,830,692.50		1,830,692.50 1,830,692.50	
CUSIP # 87166B102 SYNEOS HEALTH INC ACCOUNT 4055003221	SEL	01/11/2021 2,859.000	204,582.94		163,162.84 194,783.67	9,799.27
CUSIP # 872540109 TJX COMPANIES INC NEW ACCOUNT 4055003203	BUY	11/16/2021 4,019.000	275,232.37		275,232.37 275,232.37	
CUSIP # 872540109 TJX COMPANIES INC NEW ACCOUNT 4055003203	BUY	11/19/2021 2,072.000	158,342.03		158,342.03 158,342.03	
CUSIP # 872540109 TJX COMPANIES INC NEW ACCOUNT 4055003203	BUY	12/17/2021 25,613.000	1,864,260.13		1,864,260.13 1,864,260.13	
CUSIP # 872540109 TJX COMPANIES INC NEW ACCOUNT 4055003203	BUY	12/20/2021 30,717.000	2,280,734.18		2,280,734.18 2,280,734.18	
CUSIP # 874060205 TAKEDA PHARMACEUTICAL CO ADR ACCOUNT 4055003212	BUY	02/11/2021 16,940.000	300,212.37		300,212.37 300,212.37	
CUSIP # 874060205 TAKEDA PHARMACEUTICAL CO ADR	BUY	03/18/2021 8,310.000	157,242.65		157,242.65 157,242.65	

Report Of 5% Transactions

AGGREGATE BY BROKER VALUATION 1,357,630,093.98 THRESHOLD 67,881,504.70

DESCRIPTION	TRAN TYPE	SETTLE DATE / SHARES/UNITS	PURCHASE/SALE COST/PROCEEDS	BROKER COMMISSION/ OTH EXPENSE	COST OF ASSET / PREV ANNL MKT	NET GAIN/LOSS
ALLIANCE BROKER ACCOUNT 4055003212						
CUSIP # 874060205 TAKEDA PHARMACEUTICAL CO ADR ACCOUNT 4055003212	BUY	04/06/2021 12,916.000	239,616.34		239,616.34 239,616.34	
CUSIP # 874060205 TAKEDA PHARMACEUTICAL CO ADR ACCOUNT 4055003212	BUY	04/27/2021 7,056.000	120,227.18		120,227.18 120,227.18	
CUSIP # 874060205 TAKEDA PHARMACEUTICAL CO ADR ACCOUNT 4055003212	BUY	06/07/2021 6,085.000	101,564.13		101,564.13 101,564.13	
CUSIP # 874060205 TAKEDA PHARMACEUTICAL CO ADR ACCOUNT 4055003212	SEL	09/14/2021 4,619.000	78,504.58		78,173.34 83,591.24	5,086.66-
CUSIP # 874060205 TAKEDA PHARMACEUTICAL CO ADR ACCOUNT 4055003212	SEL	09/20/2021 6,038.000	103,445.51		102,188.92 109,271.26	5,825.75-
CUSIP # 874060205 TAKEDA PHARMACEUTICAL CO ADR ACCOUNT 4055003212	SEL	11/08/2021 11,191.000	159,185.56		189,399.84 202,526.44	43,340.88-
CUSIP # 879360105 TELEDYNE TECHNOLOGIES INC ACCOUNT 4055003221	SEL	01/11/2021 762.000	276,619.77		247,404.18 298,688.76	22,068.99-
CUSIP # 89151E109 TOTAL SE ACCOUNT 4055003212	BUY	01/08/2021 2,977.000	134,881.07		134,881.07 134,881.07	
CUSIP # 89151E109 TOTAL SE ACCOUNT 4055003212	BUY	02/02/2021 2,971.000	127,914.25		127,914.25 127,914.25	
CUSIP # 89151E109 TOTAL SE ACCOUNT 4055003212	BUY	02/04/2021 4,277.000	180,100.40		180,100.40 180,100.40	
CUSIP # 89151E109 TOTAL SE ACCOUNT 4055003212	BUY	02/11/2021 6,353.000	268,984.36		268,984.36 268,984.36	

Report Of 5% Transactions

AGGREGATE BY BROKER VALUATION 1,357,630,093.98 THRESHOLD 67,881,504.70

DESCRIPTION	TRAN TYPE	SETTLE DATE / SHARES/UNITS	PURCHASE/SALE COST/PROCEEDS	BROKER COMMISSION/ OTH EXPENSE	COST OF ASSET / PREV ANNL MKT	NET GAIN/LOSS
ALLIANCE BROKER						
CUSIP # 89151E109	BUY	02/12/2021	288,594.46		288,594.46	
TOTAL SE		6,873.000			288,594.46	
ACCOUNT 4055003212						
CUSIP # 89151E109	SEL	03/01/2021	68,314.91		69,485.96	8,658.31
TOTAL SE		1,411.000			59,656.60	
ACCOUNT 4055003212						
CUSIP # 89832Q109	BUY	02/11/2021	556,532.80		556,532.80	
TRUIST FINANCIAL CORP COM		10,459.000			556,532.80	
ACCOUNT 4055003203						
CUSIP # 902973304	BUY	04/05/2021	742,976.36		742,976.36	
US BANCORP DEL		13,415.000			742,976.36	
ACCOUNT 4055003203						
CUSIP # 902973304	BUY	04/06/2021	2,510,885.26		2,510,885.26	
US BANCORP DEL		45,143.000			2,510,885.26	
ACCOUNT 4055003203						
CUSIP # 902973304	BUY	04/07/2021	947,363.76		947,363.76	
US BANCORP DEL		16,800.000			947,363.76	
ACCOUNT 4055003203						
CUSIP # 904678406	BUY	02/11/2021	371,691.98		371,691.98	
UNICREDIT SPA ADR		70,792.000			371,691.98	
ACCOUNT 4055003212						
CUSIP # 904678406	SEL	02/17/2021	134,790.51		151,907.85	6,431.33
UNICREDIT SPA ADR		26,928.000			128,359.18	
ACCOUNT 4055003212						
CUSIP # 904678406	BUY	04/06/2021	127,246.77		127,246.77	
UNICREDIT SPA ADR		24,150.000			127,246.77	
ACCOUNT 4055003212						
CUSIP # 904678406	BUY	04/21/2021	186,655.58		186,655.58	
UNICREDIT SPA ADR		36,251.000			186,655.58	
ACCOUNT 4055003212						
CUSIP # 904678406	SEL	06/04/2021	232,569.75		205,793.16	56,761.47
UNICREDIT SPA ADR		36,480.000			175,808.28	
ACCOUNT 4055003212						
CUSIP # 904678406	SEL	09/01/2021	142,968.94		129,142.15	31,103.21
UNICREDIT SPA ADR		23,212.000			111,865.73	
ACCOUNT 4055003212						

Report Of 5% Transactions

AGGREGATE BY BROKER **VALUATION 1,357,630,093.98 THRESHOLD 67,881,504.70**

DESCRIPTION	TRAN TYPE	SETTLE DATE / SHARES/UNITS	PURCHASE/SALE COST/PROCEEDS	BROKER COMMISSION/ OTH EXPENSE	COST OF ASSET / PREV ANNL MKT	NET GAIN/LOSS
ALLIANCE BROKER						
CUSIP # 904678406 UNICREDIT SPA ADR ACCOUNT 4055003212	SEL	10/01/2021 18,936.000	122,884.54		104,798.39 91,258.38	31,626.16
CUSIP # 904678406 UNICREDIT SPA ADR ACCOUNT 4055003212	SEL	10/12/2021 28,532.000	194,784.11		128,146.74 137,504.44	57,279.67
CUSIP # 904678406 UNICREDIT SPA ADR ACCOUNT 4055003212	SEL	10/20/2021 41,305.000	276,329.04		147,927.59 199,061.43	77,267.61
CUSIP # 904678406 UNICREDIT SPA ADR ACCOUNT 4055003212	BUY	11/24/2021 54,594.000	338,842.48		338,842.48 338,842.48	
CUSIP # 904678406 UNICREDIT SPA ADR ACCOUNT 4055003212	SEL	12/20/2021 14,415.000	105,647.00		51,182.01 72,195.50	33,451.50
CUSIP # 904767704 UNILEVER PLC-SPONSORED ADR ACCOUNT 4055003212	BUY	01/20/2021 4,653.000	277,433.73		277,433.73 277,433.73	
CUSIP # 904767704 UNILEVER PLC-SPONSORED ADR ACCOUNT 4055003212	BUY	02/02/2021 5,520.000	321,804.96		321,804.96 321,804.96	
CUSIP # 904767704 UNILEVER PLC-SPONSORED ADR ACCOUNT 4055003212	BUY	02/11/2021 1.000	54.58		54.58 54.58	
CUSIP # 904767704 UNILEVER PLC-SPONSORED ADR ACCOUNT 4055003212	BUY	02/11/2021 1,945.000	106,150.71		106,150.71 106,150.71	
CUSIP # 904767704 UNILEVER PLC-SPONSORED ADR ACCOUNT 4055003212	BUY	02/22/2021 4,750.000	262,125.43		262,125.43 262,125.43	
CUSIP # 904767704 UNILEVER PLC-SPONSORED ADR ACCOUNT 4055003212	BUY	03/05/2021 2,600.000	139,287.72		139,287.72 139,287.72	
CUSIP # 904767704 UNILEVER PLC-SPONSORED ADR	BUY	03/18/2021 1,997.000	111,948.82		111,948.82 111,948.82	

Report Of 5% Transactions

AGGREGATE BY BROKER **VALUATION** **1,357,630,093.98** **THRESHOLD** **67,881,504.70**

DESCRIPTION	TRAN TYPE	SETTLE DATE / SHARES/UNITS	PURCHASE/SALE COST/PROCEEDS	BROKER COMMISSION/ OTH EXPENSE	COST OF ASSET / PREV ANNL MKT	NET GAIN/LOSS
ALLIANCE BROKER ACCOUNT 4055003212						
CUSIP # 904767704 UNILEVER PLC-SPONSORED ADR ACCOUNT 4055003212	BUY	03/19/2021 3,918.000	219,078.10		219,078.10 219,078.10	
CUSIP # 904767704 UNILEVER PLC-SPONSORED ADR ACCOUNT 4055003212	BUY	04/22/2021 4,657.000	268,144.94		268,144.94 268,144.94	
CUSIP # 904767704 UNILEVER PLC-SPONSORED ADR ACCOUNT 4055003212	SEL	08/05/2021 1,397.000	80,493.32		83,295.71 79,335.66	1,157.66
CUSIP # 904767704 UNILEVER PLC-SPONSORED ADR ACCOUNT 4055003212	BUY	09/08/2021 4,383.000	240,415.44		240,415.44 240,415.44	
CUSIP # 91324P102 UNITEDHEALTH GROUP INC ACCOUNT 4055003196	BUY	02/16/2021 6.000	1,993.67		1,993.67 1,993.67	
CUSIP # 91324P102 UNITEDHEALTH GROUP INC ACCOUNT 4055003196	BUY	02/16/2021 9.000	2,990.60		2,990.60 2,990.60	
CUSIP # 919134304 VALEO ADR ACCOUNT 4055003212	BUY	02/11/2021 13.000	259.93		259.93 259.93	
CUSIP # 919134304 VALEO ADR ACCOUNT 4055003212	BUY	02/11/2021 4,395.000	87,875.85		87,875.85 87,875.85	
CUSIP # 919134304 VALEO ADR ACCOUNT 4055003212	BUY	08/24/2021 10,098.000	140,514.88		140,514.88 140,514.88	
CUSIP # 92343V104 VERIZON COMMUNICATIONS ACCOUNT 4055003203	BUY	02/11/2021 46.000	2,536.18		2,536.18 2,536.18	
CUSIP # 92343V104 VERIZON COMMUNICATIONS ACCOUNT 4055003203	BUY	02/11/2021 19,896.000	1,096,954.02		1,096,954.02 1,096,954.02	

Report Of 5% Transactions

AGGREGATE BY BROKER **VALUATION 1,357,630,093.98 THRESHOLD 67,881,504.70**

DESCRIPTION	TRAN TYPE	SETTLE DATE / SHARES/UNITS	PURCHASE/SALE COST/PROCEEDS	BROKER COMMISSION/ OTH EXPENSE	COST OF ASSET / PREV ANNL MKT	NET GAIN/LOSS
ALLIANCE BROKER						
CUSIP # 92343V104 VERIZON COMMUNICATIONS ACCOUNT 4055003203	BUY	09/16/2021 7,057.000	384,049.00		384,049.00 384,049.00	
CUSIP # 92556V106 VIATRIS INC COM ACCOUNT 4055003203	BUY	02/11/2021 40,813.000	751,534.66		751,534.66 751,534.66	
CUSIP # 92556V106 VIATRIS INC COM ACCOUNT 4055003203	BUY	07/22/2021 62,264.000	863,396.21		863,396.21 863,396.21	
CUSIP # 92556V106 VIATRIS INC COM ACCOUNT 4055003203	BUY	09/17/2021 21,209.000	291,623.75		291,623.75 291,623.75	
CUSIP # 927320101 VINCI S A ADR ACCOUNT 4055003212	BUY	02/11/2021 6,101.000	159,309.93		159,309.93 159,309.93	
CUSIP # 927320101 VINCI S A ADR ACCOUNT 4055003212	SEL	02/22/2021 4,213.000	109,340.10		66,842.00 105,630.79	3,709.31
CUSIP # 92826C839 VISA INC CL A ACCOUNT 4055003196	BUY	02/16/2021 23.000	4,801.48		4,801.48 4,801.48	
CUSIP # 92826C839 VISA INC CL A ACCOUNT 4055003196	BUY	02/16/2021 2,194.000	458,019.44		458,019.44 458,019.44	
CUSIP # 928662600 VOLKSWAGEN ACCOUNT 4055003212	BUY	02/11/2021 136.000	2,994.72		2,994.72 2,994.72	
CUSIP # 928662600 VOLKSWAGEN ACCOUNT 4055003212	BUY	02/11/2021 22,428.000	493,864.56		493,864.56 493,864.56	
CUSIP # 928662600 VOLKSWAGEN ACCOUNT 4055003212	SEL	02/23/2021 8,345.000	191,590.28		136,691.10 175,184.14	16,406.14
CUSIP # 928662600 VOLKSWAGEN ACCOUNT 4055003212	SEL	03/01/2021 5,862.000	137,939.77		96,019.56 123,059.25	14,880.52

Report Of 5% Transactions

AGGREGATE BY BROKER VALUATION 1,357,630,093.98 THRESHOLD 67,881,504.70

DESCRIPTION	TRAN TYPE	SETTLE DATE / SHARES/UNITS	PURCHASE/SALE COST/PROCEEDS	BROKER COMMISSION/ OTH EXPENSE	COST OF ASSET / PREV ANNL MKT	NET GAIN/LOSS
ALLIANCE BROKER						
CUSIP # 928662600 VOLKSWAGEN ACCOUNT 4055003212	SEL	03/08/2021 14,863.000	379,798.24		243,455.94 312,014.60	67,783.64
CUSIP # 928662600 VOLKSWAGEN ACCOUNT 4055003212	SEL	03/09/2021 5,737.000	146,549.19		93,972.06 120,435.16	26,114.03
CUSIP # 928662600 VOLKSWAGEN ACCOUNT 4055003212	SEL	03/10/2021 12,861.000	330,838.53		210,663.18 269,987.20	60,851.33
CUSIP # 928662600 VOLKSWAGEN ACCOUNT 4055003212	SEL	03/11/2021 5,182.000	134,642.18		84,881.16 108,784.21	25,857.97
CUSIP # 928662600 VOLKSWAGEN ACCOUNT 4055003212	SEL	03/12/2021 10,943.000	290,963.03		179,246.34 229,723.19	61,239.84
CUSIP # 928662600 VOLKSWAGEN ACCOUNT 4055003212	SEL	03/15/2021 4,910.000	136,068.66		80,425.80 103,074.19	32,994.47
CUSIP # 928662600 VOLKSWAGEN ACCOUNT 4055003212	SEL	03/17/2021 11,662.000	330,497.06		191,023.56 244,816.95	85,680.11
CUSIP # 928662600 VOLKSWAGEN ACCOUNT 4055003212	SEL	03/19/2021 22,433.000	787,807.05		388,037.60 470,929.40	316,877.65
CUSIP # 928662600 VOLKSWAGEN ACCOUNT 4055003212	SEL	03/22/2021 10,257.000	402,770.84		170,061.06 215,322.19	187,448.65
CUSIP # 928662600 VOLKSWAGEN ACCOUNT 4055003212	SEL	03/25/2021 7,465.000	269,644.87		123,769.70 156,710.56	112,934.31
CUSIP # 928662600 VOLKSWAGEN ACCOUNT 4055003212	SEL	04/06/2021 9,903.000	357,980.73		176,881.20 207,890.78	150,089.95
CUSIP # 928662600 VOLKSWAGEN	SEL	04/12/2021 4,389.000	155,902.62		96,645.78 92,136.99	63,765.63

Report Of 5% Transactions

AGGREGATE BY BROKER **VALUATION** **1,357,630,093.98** **THRESHOLD** **67,881,504.70**

DESCRIPTION	TRAN TYPE	SETTLE DATE / SHARES/UNITS	PURCHASE/SALE COST/PROCEEDS	BROKER COMMISSION/ OTH EXPENSE	COST OF ASSET / PREV ANNL MKT	NET GAIN/LOSS
ALLIANCE BROKER ACCOUNT 4055003212						
CUSIP # 928662600 VOLKSWAGEN ACCOUNT 4055003212	SEL	04/23/2021 3,910.000	129,448.48		86,098.20 82,081.48	47,367.00
CUSIP # 928662600 VOLKSWAGEN ACCOUNT 4055003212	SEL	06/07/2021 5,698.000	212,867.64		125,469.96 119,616.44	93,251.20
CUSIP # 928662600 VOLKSWAGEN ACCOUNT 4055003212	BUY	09/14/2021 6,098.000	202,034.67		202,034.67 202,034.67	
CUSIP # 928662600 VOLKSWAGEN ACCOUNT 4055003212	BUY	09/15/2021 4,415.000	148,081.31		148,081.31 148,081.31	
CUSIP # 928662600 VOLKSWAGEN ACCOUNT 4055003212	BUY	09/22/2021 6,398.000	195,471.06		195,471.06 195,471.06	
CUSIP # 928662600 VOLKSWAGEN ACCOUNT 4055003212	BUY	10/12/2021 7,536.000	234,334.18		234,334.18 234,334.18	
CUSIP # 928662600 VOLKSWAGEN ACCOUNT 4055003212	BUY	11/22/2021 5,420.000	174,198.26		174,198.26 174,198.26	
CUSIP # 928854108 VOLVO AB B SHS- UNSPON ADR ACCOUNT 4055003212	SEL	02/09/2021 9,478.000	235,712.65		118,517.65 223,661.85	12,050.80
CUSIP # 928854108 VOLVO AB B SHS- UNSPON ADR ACCOUNT 4055003212	BUY	02/11/2021 9.000	230.74		230.74 230.74	
CUSIP # 928854108 VOLVO AB B SHS- UNSPON ADR ACCOUNT 4055003212	BUY	02/11/2021 3,310.000	84,862.44		84,862.44 84,862.44	
CUSIP # 928854108 VOLVO AB B SHS- UNSPON ADR ACCOUNT 4055003212	SEL	02/12/2021 6,942.000	177,022.63		92,379.96 166,043.77	10,978.86

Report Of 5% Transactions

AGGREGATE BY BROKER **VALUATION 1,357,630,093.98 THRESHOLD 67,881,504.70**

DESCRIPTION	TRAN TYPE	SETTLE DATE / SHARES/UNITS	PURCHASE/SALE COST/PROCEEDS	BROKER COMMISSION/ OTH EXPENSE	COST OF ASSET / PREV ANNL MKT	NET GAIN/LOSS
ALLIANCE BROKER						
CUSIP # 928854108 VOLVO AB B SHS- UNSPON ADR ACCOUNT 4055003212	SEL	02/23/2021 6,912.000	178,192.26		113,878.11 165,326.21	12,866.05
CUSIP # 928854108 VOLVO AB B SHS- UNSPON ADR ACCOUNT 4055003212	SEL	03/01/2021 7,259.000	191,815.19		155,083.34 173,626.01	18,189.18
CUSIP # 92939U106 WEC ENERGY GROUP INC ACCOUNT 4055003221	SEL	07/15/2021 1,656.000	152,770.35		153,633.41 152,401.68	368.67
CUSIP # 978097103 WOLVERINE WORLD WIDE INC ACCOUNT 4055003221	SEL	01/11/2021 4,197.000	135,108.93		118,521.60 131,156.25	3,952.68
CUSIP # 978097103 WOLVERINE WORLD WIDE INC ACCOUNT 4055003221	BUY	02/24/2021 8,547.000	304,602.26		304,602.26 304,602.26	
CUSIP # 978097103 WOLVERINE WORLD WIDE INC ACCOUNT 4055003221	BUY	10/22/2021 861.000	26,816.36		26,816.36 26,816.36	
CUSIP # 980745103 WOODWARD INC ACCOUNT 4055003221	SEL	01/11/2021 1,792.000	224,507.36		189,413.15 217,781.76	6,725.60
CUSIP # 98978V103 ZOETIS INC ACCOUNT 4055003196	BUY	02/16/2021 2,460.000	401,964.49		401,964.49 401,964.49	
CUSIP # 98978V103 ZOETIS INC ACCOUNT 4055003196	SEL	08/09/2021 4,698.000	953,334.90		574,349.29 776,651.31	176,683.59
CUSIP # 989825104 ZURICH INS GROUP LTD SPONSORED ADR ACCOUNT 4055003212	BUY	02/11/2021 15.000	632.21		632.21 632.21	
CUSIP # 989825104 ZURICH INS GROUP LTD SPONSORED ADR ACCOUNT 4055003212	BUY	02/11/2021 5,189.000	218,700.78		218,700.78 218,700.78	

Report Of 5% Transactions

AGGREGATE BY BROKER **VALUATION** **1,357,630,093.98** **THRESHOLD** **67,881,504.70**

DESCRIPTION	TRAN TYPE	SETTLE DATE / SHARES/UNITS	PURCHASE/SALE COST/PROCEEDS	BROKER COMMISSION/ OTH EXPENSE	COST OF ASSET / PREV ANNL MKT	NET GAIN/LOSS
ALLIANCE BROKER						
CUSIP # 989825104 ZURICH INS GROUP LTD SPONSORED ADR ACCOUNT 4055003212	BUY	03/18/2021 3,236.000	137,044.60		137,044.60 137,044.60	
CUSIP # 989825104 ZURICH INS GROUP LTD SPONSORED ADR ACCOUNT 4055003212	SEL	09/17/2021 1,957.000	84,460.94		74,064.62 82,678.21	1,782.73
CUSIP # G1151C101 ACCENTURE PLC CL A ACCOUNT 4055003196	BUY	02/16/2021 2.000	518.94		518.94 518.94	
CUSIP # G1151C101 ACCENTURE PLC CL A ACCOUNT 4055003196	BUY	02/16/2021 1,641.000	425,903.66		425,903.66 425,903.66	
CUSIP # G1151C101 ACCENTURE PLC CL A ACCOUNT 4055003196	SEL	08/09/2021 4,010.000	1,279,311.79		785,110.28 1,046,842.21	232,469.58
CUSIP # G2519Y108 CREDITCORP LTD ADR ACCOUNT 4055003212	BUY	06/01/2021 1,604.000	212,217.54		212,217.54 212,217.54	
CUSIP # G2519Y108 CREDITCORP LTD ADR ACCOUNT 4055003212	BUY	06/02/2021 1,464.000	207,206.07		207,206.07 207,206.07	
CUSIP # G2519Y108 CREDITCORP LTD ADR ACCOUNT 4055003212	BUY	08/04/2021 1,545.000	167,505.81		167,505.81 167,505.81	
CUSIP # G2519Y108 CREDITCORP LTD ADR ACCOUNT 4055003212	SEL	10/20/2021 1,685.000	223,207.10		223,681.81 214,388.92	8,818.18

397 PURCHASES FOR 141,642,571.69 302 SALES FOR 103,562,996.03 BROKER AGGREGATE TOTAL 245,205,567.72

SCHEDULE MB (Form 5500)

Department of the Treasury
Internal Revenue Service

Department of Labor
Employee Benefits Security Administration

Pension Benefit Guaranty Corporation

Multiemployer Defined Benefit Plan and Certain Money Purchase Plan Actuarial Information

This schedule is required to be filed under section 104 of the Employee Retirement Income Security Act of 1974 (ERISA) and section 6059 of the Internal Revenue Code (the Code).

▶ **File as an attachment to Form 5500 or 5500-SF.**

OMB No. 1210-0110

2021

This Form is Open to Public Inspection

For calendar plan year 2021 or fiscal plan year beginning 01/01/2021 and ending 12/31/2021

▶ **Round off amounts to nearest dollar.**

▶ **Caution:** A penalty of $1,000 will be assessed for late filing of this report unless reasonable cause is established.

A Name of plan
Sheet Metal Workers Pension Plan of Northern Calif

B Three-digit plan number (PN) ▶ 001

C Plan sponsor's name as shown on line 2a of Form 5500 or 5500-SF
Sheet Metal Workers Pension Trust

D Employer Identification Number (EIN)
51-6115939

E Type of plan: **(1)** [X] Multiemployer Defined Benefit **(2)** [ ] Money Purchase (see instructions)

1a	Enter the valuation date: Month 1 Day 1 Year 2021		
b	Assets		
	(1) Current value of assets	**1b(1)**	1,393,914,049
	(2) Actuarial value of assets for funding standard account	**1b(2)**	1,393,914,049
c	**(1)** Accrued liability for plan using immediate gain methods	**1c(1)**	2,463,587,649
	(2) Information for plans using spread gain methods:		
	(a) Unfunded liability for methods with bases	**1c(2)(a)**	
	(b) Accrued liability under entry age normal method	**1c(2)(b)**	
	(c) Normal cost under entry age normal method	**1c(2)(c)**	
	(3) Accrued liability under unit credit cost method	**1c(3)**	2,463,587,649
d	Information on current liabilities of the plan:		
	(1) Amount excluded from current liability attributable to pre-participation service (see instructions)	**1d(1)**	
	(2) "RPA '94" information:		
	(a) Current liability	**1d(2)(a)**	4,956,892,097
	(b) Expected increase in current liability due to benefits accruing during the plan year	**1d(2)(b)**	149,329,936
	(c) Expected release from "RPA '94" current liability for the plan year	**1d(2)(c)**	175,086,294
	(3) Expected plan disbursements for the plan year	**1d(3)**	178,186,294

Statement by Enrolled Actuary

To the best of my knowledge, the information supplied in this schedule and accompanying schedules, statements and attachments, if any, is complete and accurate. Each prescribed assumption was applied in accordance with applicable law and regulations. In my opinion, each other assumption is reasonable (taking into account the experience of the plan and reasonable expectations) and such other assumptions, in combination, offer my best estimate of anticipated experience under the plan.

SIGN HERE

Alexandra R. Willson

Signature of actuary

10/07/2022

Date

Alexandra Willson

Type or print name of actuary

20-06889

Most recent enrollment number

Horizon Actuarial Services, LLC

Firm name

(818) 691-2005

Telephone number (including area code)

1990 N. California Blvd.
Suite 830
Walnut Creek CA 94596

Address of the firm

If the actuary has not fully reflected any regulation or ruling promulgated under the statute in completing this schedule, check the box and see instructions [ ]

2 Operational information as of beginning of this plan year:

a Current value of assets (see instructions)	**2a**		1,393,914,049
b "RPA '94" current liability/participant count breakdown:		**(1)** Number of participants	**(2)** Current liability
(1) For retired participants and beneficiaries receiving payment		5,403	2,643,383,778
(2) For terminated vested participants		2,108	334,171,666
(3) For active participants:			
(a) Non-vested benefits			341,847,089
(b) Vested benefits			1,637,489,564
(c) Total active		5,464	1,979,336,653
(4) Total		12,975	4,956,892,097
c If the percentage resulting from dividing line 2a by line 2b(4), column (2), is less than 70%, enter such percentage	**2c**		28.12 %

3 Contributions made to the plan for the plan year by employer(s) and employees:

(a) Date (MM-DD-YYYY)	(b) Amount paid by employer(s)	(c) Amount paid by employees	(a) Date (MM-DD-YYYY)	(b) Amount paid by employer(s)	c) Amount paid by employees
07/01/2021	127,608,168				
			Totals ► 3(b)	127,608,168	3(c) 0

(d) Total withdrawal liability amounts included in line 3(b) total	**3(d)**	0

4 Information on plan status:

a Funded percentage for monitoring plan's status (line 1b(2) divided by line 1c(3))	**4a**	56.6 %
b Enter code to indicate plan's status (see instructions for attachment of supporting evidence of plan's status). If entered code is "N," go to line 5	**4b**	C

c Is the plan making the scheduled progress under any applicable funding improvement or rehabilitation plan? ☐ Yes ☐ No

d If the plan is in critical status or critical and declining status, were any benefits reduced (see instructions)? ☐ Yes ☒ No

e If line d is "Yes," enter the reduction in liability resulting from the reduction in benefits (see instructions), measured as of the valuation date	**4e**	
f If the rehabilitation plan projects emergence from critical status or critical and declining status, enter the plan year in which it is projected to emerge. If the rehabilitation plan is based on forestalling possible insolvency, enter the plan year in which insolvency is expected and check here ☐	**4f**	2037

5 Actuarial cost method used as the basis for this plan year's funding standard account computations (check all that apply):

a ☐ Attained age normal **b** ☐ Entry age normal **c** ☒ Accrued benefit (unit credit) **d** ☐ Aggregate

e ☐ Frozen initial liability **f** ☐ Individual level premium **g** ☐ Individual aggregate **h** ☐ Shortfall

i ☐ Other (specify):

j If box h is checked, enter period of use of shortfall method	**5j**	

k Has a change been made in funding method for this plan year? ☐ Yes ☒ No

l If line k is "Yes," was the change made pursuant to Revenue Procedure 2000-40 or other automatic approval? ☐ Yes ☐ No

m If line k is "Yes," and line l is "No," enter the date (MM-DD-YYYY) of the ruling letter (individual or class) approving the change in funding method	**5m**	

Line 3b: Contributions made throughout the year.

6 Checklist of certain actuarial assumptions:

a Interest rate for "RPA '94" current liability	**6a**	2.43 %		
		Pre-retirement	Post-retirement	
b Rates specified in insurance or annuity contracts		☐ Yes ☐ No ☒ N/A	☐ Yes ☐ No ☒ N/A	
c Mortality table code for valuation purposes:				
(1) Males	**6c(1)**	9P20	9P20	
(2) Females	**6c(2)**	9FP20	9FP20	
d Valuation liability interest rate	**6d**	7.50 %	7.50 %	
e Expense loading	**6e**	6.3% ☐ N/A	% ☒ N/A	
f Salary scale	**6f**	% ☒ N/A		
g Estimated investment return on actuarial value of assets for year ending on the valuation date	**6g**	11.4 %		
h Estimated investment return on current value of assets for year ending on the valuation date	**6h**	11.4 %		

7 New amortization bases established in the current plan year:

(1) Type of base	(2) Initial balance	(3) Amortization Charge/Credit
1	-50,772,915	-5,350,626

8 Miscellaneous information:

a If a waiver of a funding deficiency has been approved for this plan year, enter the date (MM-DD-YYYY) of the ruling letter granting the approval	**8a**	
b(1) Is the plan required to provide a projection of expected benefit payments? (See the instructions.) If "Yes," attach a schedule		☒ Yes ☐ No
b(2) Is the plan required to provide a Schedule of Active Participant Data? (See the instructions.) If "Yes," attach a schedule		☒ Yes ☐ No
c Are any of the plan's amortization bases operating under an extension of time under section 412(e) (as in effect prior to 2008) or section 431(d) of the Code?		☐ Yes ☒ No
d If line c is "Yes," provide the following additional information:		
(1) Was an extension granted automatic approval under section 431(d)(1) of the Code?		☐ Yes ☐ No
(2) If line 8d(1) is "Yes," enter the number of years by which the amortization period was extended	**8d(2)**	
(3) Was an extension approved by the Internal Revenue Service under section 412(e) (as in effect prior to 2008) or 431(d)(2) of the Code?		☐ Yes ☐ No
(4) If line 8d(3) is "Yes," enter number of years by which the amortization period was extended (not including the number of years in line (2))	**8d(4)**	
(5) If line 8d(3) is "Yes," enter the date of the ruling letter approving the extension	**8d(5)**	
(6) If line 8d(3) is "Yes," is the amortization base eligible for amortization using interest rates applicable under section 6621(b) of the Code for years beginning after 2007?		☐ Yes ☐ No
e If box 5h is checked or line 8c is "Yes," enter the difference between the minimum required contribution for the year and the minimum that would have been required without using the shortfall method or extending the amortization base(s)	**8e**	

9 Funding standard account statement for this plan year:

Charges to funding standard account:			
a Prior year funding deficiency, if any		**9a**	283,730,919
b Employer's normal cost for plan year as of valuation date		**9b**	52,238,584
c Amortization charges as of valuation date:		Outstanding balance	
(1) All bases except funding waivers and certain bases for which the amortization period has been extended	**9c(1)**	1,118,093,817	153,331,274
(2) Funding waivers	**9c(2)**		
(3) Certain bases for which the amortization period has been extended	**9c(3)**		
d Interest as applicable on lines 9a, 9b, and 9c		**9d**	36,697,558
e Total charges. Add lines 9a through 9d		**9e**	525,998,335

Credits to funding standard account:				
f Prior year credit balance, if any			**9f**	0
g Employer contributions. Total from column (b) of line 3			**9g**	127,608,168
		Outstanding balance		
h Amortization credits as of valuation date	**9h**	332,151,136		66,601,912
i Interest as applicable to end of plan year on lines 9f, 9g, and 9h			**9i**	9,780,450
j Full funding limitation (FFL) and credits:				
(1) ERISA FFL (accrued liability FFL)	**9j(1)**	1,206,055,598		
(2) "RPA '94" override (90% current liability FFL)	**9j(2)**	3,231,556,905		
(3) FFL credit			**9j(3)**	
k (1) Waived funding deficiency			**9k(1)**	
(2) Other credits			**9k(2)**	
l Total credits. Add lines 9f through 9i, 9j(3), 9k(1), and 9k(2)			**9l**	203,990,530
m Credit balance: If line 9l is greater than line 9e, enter the difference			**9m**	
n Funding deficiency: If line 9e is greater than line 9l, enter the difference			**9n**	322,007,805
9 o Current year's accumulated reconciliation account:				
(1) Due to waived funding deficiency accumulated prior to the 2020 plan year			**9o(1)**	0
(2) Due to amortization bases extended and amortized using the interest rate under section 6621(b) of the Code:				
(a) Reconciliation outstanding balance as of valuation date			**9o(2)(a)**	
(b) Reconciliation amount (line 9c(3) balance minus line 9o(2)(a))			**9o(2)(b)**	0
(3) Total as of valuation date			**9o(3)**	0
10 Contribution necessary to avoid an accumulated funding deficiency. (See instructions.)			**10**	322,007,805
11 Has a change been made in the actuarial assumptions for the current plan year? If "Yes," see instructions				[X] Yes [ ] No