Form 5500

Department of the Treasury
Internal Revenue Service

Department of Labor
Employee Benefits Security Administration

Pension Benefit Guaranty Corporation

Annual Return/Report of Employee Benefit Plan

This form is required to be filed for employee benefit plans under sections 104 and 4065 of the Employee Retirement Income Security Act of 1974 (ERISA) and sections 6057(b) and 6058(a) of the Internal Revenue Code (the Code).

▶ **Complete all entries in accordance with the instructions to the Form 5500.**

OMB Nos. 1210-0110
1210-0089

2021

This Form is Open to Public Inspection

Part I Annual Report Identification Information

For calendar plan year 2021 or fiscal plan year beginning 01/01/2021 and ending 12/31/2021

A This return/report is for:
- [ ] a multiemployer plan
- [ ] a multiple-employer plan (Filers checking this box must attach a list of participating employer information in accordance with the form instructions.)
- [X] a single-employer plan
- [ ] a DFE (specify) ____

B This return/report is:
- [ ] the first return/report
- [ ] the final return/report
- [X] an amended return/report
- [ ] a short plan year return/report (less than 12 months)

C If the plan is a collectively-bargained plan, check here. . . . . ▶ [ ]

D Check box if filing under:
- [X] Form 5558
- [ ] automatic extension
- [ ] the DFVC program
- [ ] special extension (enter description)

E If this is a retroactively adopted plan permitted by SECURE Act section 201, check here. . . . . ▶ [ ]

Part II Basic Plan Information—enter all requested information

1a Name of plan
TRONOX INCORPORATED SAVINGS INVESTMENT PLAN

1b Three-digit plan number (PN) ▶ 001

1c Effective date of plan 03/30/2006

2a Plan sponsor's name (employer, if for a single-employer plan)
Mailing address (include room, apt., suite no. and street, or P.O. Box)
City or town, state or province, country, and ZIP or foreign postal code (if foreign, see instructions)
TRONOX INCORPORATED

263 TRESSER BOULEVARD
STAMFORD, CT 06901

2b Employer Identification Number (EIN) 20-2868245

2c Plan Sponsor's telephone number 203-705-3800

2d Business code (see instructions) 325500

Caution: A penalty for the late or incomplete filing of this return/report will be assessed unless reasonable cause is established.

Under penalties of perjury and other penalties set forth in the instructions, I declare that I have examined this return/report, including accompanying schedules, statements and attachments, as well as the electronic version of this return/report, and to the best of my knowledge and belief, it is true, correct, and complete.

SIGN HERE	Filed with authorized/valid electronic signature.	10/17/2022	CARRIE PAGE
	Signature of plan administrator	Date	Enter name of individual signing as plan administrator
SIGN HERE			
	Signature of employer/plan sponsor	Date	Enter name of individual signing as employer or plan sponsor
SIGN HERE			
	Signature of DFE	Date	Enter name of individual signing as DFE

3a Plan administrator's name and address [X] Same as Plan Sponsor

3b Administrator's EIN

3c Administrator's telephone number

4 If the name and/or EIN of the plan sponsor or the plan name has changed since the last return/report filed for this plan, enter the plan sponsor's name, EIN, the plan name and the plan number from the last return/report:
a Sponsor's name
c Plan Name

4b EIN

4d PN

5 Total number of participants at the beginning of the plan year	**5**	845
6 Number of participants as of the end of the plan year unless otherwise stated (welfare plans complete only lines **6a(1), 6a(2), 6b, 6c,** and **6d**).		
a(1) Total number of active participants at the beginning of the plan year	**6a(1)**	673
a(2) Total number of active participants at the end of the plan year	**6a(2)**	711
b Retired or separated participants receiving benefits	**6b**	1
c Other retired or separated participants entitled to future benefits	**6c**	139
d Subtotal. Add lines **6a(2)**, **6b**, and **6c**	**6d**	851
e Deceased participants whose beneficiaries are receiving or are entitled to receive benefits.	**6e**	0
f Total. Add lines **6d** and **6e**	**6f**	851
g Number of participants with account balances as of the end of the plan year (only defined contribution plans complete this item)	**6g**	827
h Number of participants who terminated employment during the plan year with accrued benefits that were less than 100% vested	**6h**	10
7 Enter the total number of employers obligated to contribute to the plan (only multiemployer plans complete this item)	**7**	

8a If the plan provides pension benefits, enter the applicable pension feature codes from the List of Plan Characteristics Codes in the instructions:

2F 2G 2J 2K 2T

b If the plan provides welfare benefits, enter the applicable welfare feature codes from the List of Plan Characteristics Codes in the instructions:

9a Plan funding arrangement (check all that apply)

(1)	[ ]	Insurance
(2)	[ ]	Code section 412(e)(3) insurance contracts
(3)	[X]	Trust
(4)	[ ]	General assets of the sponsor

9b Plan benefit arrangement (check all that apply)

(1)	[ ]	Insurance
(2)	[ ]	Code section 412(e)(3) insurance contracts
(3)	[X]	Trust
(4)	[ ]	General assets of the sponsor

10 Check all applicable boxes in 10a and 10b to indicate which schedules are attached, and, where indicated, enter the number attached. (See instructions)

a Pension Schedules

(1)	[X]	**R** (Retirement Plan Information)
(2)	[ ]	**MB** (Multiemployer Defined Benefit Plan and Certain Money Purchase Plan Actuarial Information) - signed by the plan actuary
(3)	[ ]	**SB** (Single-Employer Defined Benefit Plan Actuarial Information) - signed by the plan actuary

b General Schedules

(1)	[X]		**H** (Financial Information)
(2)	[ ]		**I** (Financial Information – Small Plan)
(3)	[ ]	0	**A** (Insurance Information)
(4)	[X]		**C** (Service Provider Information)
(5)	[X]		**D** (DFE/Participating Plan Information)
(6)	[ ]		**G** (Financial Transaction Schedules)

Part III Form M-1 Compliance Information (to be completed by welfare benefit plans)

11a If the plan provides welfare benefits, was the plan subject to the Form M-1 filing requirements during the plan year? (See instructions and 29 CFR 2520.101-2.) ..... ☐ Yes ☐ No

If "Yes" is checked, complete lines 11b and 11c.

11b Is the plan currently in compliance with the Form M-1 filing requirements? (See instructions and 29 CFR 2520.101-2.) ..... ☐ Yes ☐ No

11c Enter the Receipt Confirmation Code for the 2021 Form M-1 annual report. If the plan was not required to file the 2021 Form M-1 annual report, enter the Receipt Confirmation Code for the most recent Form M-1 that was required to be filed under the Form M-1 filing requirements. (Failure to enter a valid Receipt Confirmation Code will subject the Form 5500 filing to rejection as incomplete.)

Receipt Confirmation Code_____

SCHEDULE C (Form 5500)	Service Provider Information	OMB No. 1210-0110
Department of the Treasury Internal Revenue Service Department of Labor Employee Benefits Security Administration Pension Benefit Guaranty Corporation	This schedule is required to be filed under section 104 of the Employee Retirement Income Security Act of 1974 (ERISA). ▶ **File as an attachment to Form 5500.**	**2021** **This Form is Open to Public Inspection.**

For calendar plan year 2021 or fiscal plan year beginning 01/01/2021 and ending 12/31/2021

A Name of plan	**B** Three-digit plan number (PN) ▶
TRONOX INCORPORATED SAVINGS INVESTMENT PLAN	001
C Plan sponsor's name as shown on line 2a of Form 5500	**D** Employer Identification Number (EIN)
TRONOX INCORPORATED	20-2868245

Part I Service Provider Information (see instructions)

You must complete this Part, in accordance with the instructions, to report the information required for **each person** who received, directly or indirectly, $5,000 or more in total compensation (i.e., money or anything else of monetary value) in connection with services rendered to the plan or the person's position with the plan during the plan year. If a person received **only** eligible indirect compensation for which the plan received the required disclosures, you are required to answer line 1 but are not required to include that person when completing the remainder of this Part.

1 Information on Persons Receiving Only Eligible Indirect Compensation

a Check "Yes" or "No" to indicate whether you are excluding a person from the remainder of this Part because they received only eligible indirect compensation for which the plan received the required disclosures (see instructions for definitions and conditions).. . . . . [X] Yes [ ] No

b If you answered line 1a "Yes," enter the name and EIN or address of each person providing the required disclosures for the service providers who received only eligible indirect compensation. Complete as many entries as needed (see instructions).

(b) Enter name and EIN or address of person who provided you disclosures on eligible indirect compensation

FIDELITY INVESTMENTS INSTITUTIONAL

04-2647786

(b) Enter name and EIN or address of person who provided you disclosures on eligible indirect compensation

(b) Enter name and EIN or address of person who provided you disclosures on eligible indirect compensation

(b) Enter name and EIN or address of person who provided you disclosures on eligible indirect compensation

(b) Enter name and EIN or address of person who provided you disclosures on eligible indirect compensation

(b) Enter name and EIN or address of person who provided you disclosures on eligible indirect compensation

(b) Enter name and EIN or address of person who provided you disclosures on eligible indirect compensation

(b) Enter name and EIN or address of person who provided you disclosures on eligible indirect compensation

(b) Enter name and EIN or address of person who provided you disclosures on eligible indirect compensation

(b) Enter name and EIN or address of person who provided you disclosures on eligible indirect compensation

(b) Enter name and EIN or address of person who provided you disclosures on eligible indirect compensation

(b) Enter name and EIN or address of person who provided you disclosures on eligible indirect compensation

2. Information on Other Service Providers Receiving Direct or Indirect Compensation. Except for those persons for whom you answered "Yes" to line 1a above, complete as many entries as needed to list each person receiving, directly or indirectly, $5,000 or more in total compensation (i.e., money or anything else of value) in connection with services rendered to the plan or their position with the plan during the plan year. (See instructions).

(a) Enter name and EIN or address (see instructions)

MERRILL LYNCH

13-5674085

(b) Service Code(s)	(c) Relationship to employer, employee organization, or person known to be a party-in-interest	(d) Enter direct compensation paid by the plan. If none, enter -0-.	(e) Did service provider receive indirect compensation? (sources other than plan or plan sponsor)	(f) Did indirect compensation include eligible indirect compensation, for which the plan received the required disclosures?	(g) Enter total indirect compensation received by service provider excluding eligible indirect compensation for which you answered "Yes" to element (f). If none, enter -0-.	(h) Did the service provider give you a formula instead of an amount or estimated amount?
27	INVESTMENT ADVISOR	122500	Yes [ ] No [X]	Yes [ ] No [ ]		Yes [ ] No [ ]

(a) Enter name and EIN or address (see instructions)

STRATEGIC ADVISORS, INC.

04-2654524

(b) Service Code(s)	(c) Relationship to employer, employee organization, or person known to be a party-in-interest	(d) Enter direct compensation paid by the plan. If none, enter -0-.	(e) Did service provider receive indirect compensation? (sources other than plan or plan sponsor)	(f) Did indirect compensation include eligible indirect compensation, for which the plan received the required disclosures?	(g) Enter total indirect compensation received by service provider excluding eligible indirect compensation for which you answered "Yes" to element (f). If none, enter -0-.	(h) Did the service provider give you a formula instead of an amount or estimated amount?
27	ADVISOR	53677	Yes [ ] No [X]	Yes [ ] No [ ]		Yes [ ] No [ ]

(a) Enter name and EIN or address (see instructions)

RSM US LLP

42-0714325

(b) Service Code(s)	(c) Relationship to employer, employee organization, or person known to be a party-in-interest	(d) Enter direct compensation paid by the plan. If none, enter -0-.	(e) Did service provider receive indirect compensation? (sources other than plan or plan sponsor)	(f) Did indirect compensation include eligible indirect compensation, for which the plan received the required disclosures?	(g) Enter total indirect compensation received by service provider excluding eligible indirect compensation for which you answered "Yes" to element (f). If none, enter -0-.	(h) Did the service provider give you a formula instead of an amount or estimated amount?
10	ACCOUNTANT/AUDITOR	14105	Yes [ ] No [X]	Yes [ ] No [ ]		Yes [ ] No [ ]

2. Information on Other Service Providers Receiving Direct or Indirect Compensation. Except for those persons for whom you answered "Yes" to line 1a above, complete as many entries as needed to list each person receiving, directly or indirectly, $5,000 or more in total compensation (i.e., money or anything else of value) in connection with services rendered to the plan or their position with the plan during the plan year. (See instructions).

(a) Enter name and EIN or address (see instructions)

FIDELITY INVESTMENTS INSTITUTIONAL

04-2647786

(b) Service Code(s)	(c) Relationship to employer, employee organization, or person known to be a party-in-interest	(d) Enter direct compensation paid by the plan. If none, enter -0-.	(e) Did service provider receive indirect compensation? (sources other than plan or plan sponsor)	(f) Did indirect compensation include eligible indirect compensation, for which the plan received the required disclosures?	(g) Enter total indirect compensation received by service provider excluding eligible indirect compensation for which you answered "Yes" to element (f). If none, enter -0-.	(h) Did the service provider give you a formula instead of an amount or estimated amount?
37 60 64 65	RECORDKEEPER	-116769	Yes [X] No [ ]	Yes [X] No [ ]	0	Yes [X] No [ ]

(a) Enter name and EIN or address (see instructions)

(b) Service Code(s)	(c) Relationship to employer, employee organization, or person known to be a party-in-interest	(d) Enter direct compensation paid by the plan. If none, enter -0-.	(e) Did service provider receive indirect compensation? (sources other than plan or plan sponsor)	(f) Did indirect compensation include eligible indirect compensation, for which the plan received the required disclosures?	(g) Enter total indirect compensation received by service provider excluding eligible indirect compensation for which you answered "Yes" to element (f). If none, enter -0-.	(h) Did the service provider give you a formula instead of an amount or estimated amount?
			Yes [ ] No [ ]	Yes [ ] No [ ]		Yes [ ] No [ ]

(a) Enter name and EIN or address (see instructions)

(b) Service Code(s)	(c) Relationship to employer, employee organization, or person known to be a party-in-interest	(d) Enter direct compensation paid by the plan. If none, enter -0-.	(e) Did service provider receive indirect compensation? (sources other than plan or plan sponsor)	(f) Did indirect compensation include eligible indirect compensation, for which the plan received the required disclosures?	(g) Enter total indirect compensation received by service provider excluding eligible indirect compensation for which you answered "Yes" to element (f). If none, enter -0-.	(h) Did the service provider give you a formula instead of an amount or estimated amount?
			Yes [ ] No [ ]	Yes [ ] No [ ]		Yes [ ] No [ ]

Part I Service Provider Information (continued)

3. If you reported on line 2 receipt of indirect compensation, other than eligible indirect compensation, by a service provider, and the service provider is a fiduciary or provides contract administrator, consulting, custodial, investment advisory, investment management, broker, or recordkeeping services, answer the following questions for (a) each source from whom the service provider received $1,000 or more in indirect compensation and (b) each source for whom the service provider gave you a formula used to determine the indirect compensation instead of an amount or estimated amount of the indirect compensation. Complete as many entries as needed to report the required information for each source.

(a) Enter service provider name as it appears on line 2	**(b)** Service Codes (see instructions)	**(c)** Enter amount of indirect compensation
FIDELITY INVESTMENTS INSTITUTIONAL	60	0

(d) Enter name and EIN (address) of source of indirect compensation	**(e)** Describe the indirect compensation, including any formula used to determine the service provider's eligibility for or the amount of the indirect compensation.
CBA SM CAP GR I - BNY MELLON INVES 301 BELLEVUE PARKWAY WILMINGTON, DE 19809	0.15%

(a) Enter service provider name as it appears on line 2	**(b)** Service Codes (see instructions)	**(c)** Enter amount of indirect compensation
FIDELITY INVESTMENTS INSTITUTIONAL	60	0

(d) Enter name and EIN (address) of source of indirect compensation	**(e)** Describe the indirect compensation, including any formula used to determine the service provider's eligibility for or the amount of the indirect compensation.
DODGE & COX INTL STK - DST ASSET M 430 W 7TH STREET STE 219432 KANSAS CITY, MO 64105	0.10%

(a) Enter service provider name as it appears on line 2	**(b)** Service Codes (see instructions)	**(c)** Enter amount of indirect compensation
FIDELITY INVESTMENTS INSTITUTIONAL	60	0

(d) Enter name and EIN (address) of source of indirect compensation	**(e)** Describe the indirect compensation, including any formula used to determine the service provider's eligibility for or the amount of the indirect compensation.
EMERALD GROWTH INST - ALPS FUND SE 20-3247785	0.15%

Part I Service Provider Information (continued)

3. If you reported on line 2 receipt of indirect compensation, other than eligible indirect compensation, by a service provider, and the service provider is a fiduciary or provides contract administrator, consulting, custodial, investment advisory, investment management, broker, or recordkeeping services, answer the following questions for (a) each source from whom the service provider received $1,000 or more in indirect compensation and (b) each source for whom the service provider gave you a formula used to determine the indirect compensation instead of an amount or estimated amount of the indirect compensation. Complete as many entries as needed to report the required information for each source.

(a) Enter service provider name as it appears on line 2	**(b)** Service Codes (see instructions)	**(c)** Enter amount of indirect compensation
FIDELITY INVESTMENTS INSTITUTIONAL	60	0

(d) Enter name and EIN (address) of source of indirect compensation	**(e)** Describe the indirect compensation, including any formula used to determine the service provider's eligibility for or the amount of the indirect compensation.
FKLN SM CAP VAL ADV - FRANKLIN TEM 94-3167260	0.15%

(a) Enter service provider name as it appears on line 2	**(b)** Service Codes (see instructions)	**(c)** Enter amount of indirect compensation
FIDELITY INVESTMENTS INSTITUTIONAL	60	0

(d) Enter name and EIN (address) of source of indirect compensation	**(e)** Describe the indirect compensation, including any formula used to determine the service provider's eligibility for or the amount of the indirect compensation.
INVS DIVRS DIVD R5 - INVESCO INVES 11 GREENWAY PLAZA, SUITE 100 HOUSTON, TX 77046	0.35%

(a) Enter service provider name as it appears on line 2	**(b)** Service Codes (see instructions)	**(c)** Enter amount of indirect compensation
FIDELITY INVESTMENTS INSTITUTIONAL	60	0

(d) Enter name and EIN (address) of source of indirect compensation	**(e)** Describe the indirect compensation, including any formula used to determine the service provider's eligibility for or the amount of the indirect compensation.
JH DSCPL VAL MDCP I - JOHN HANCOCK 01-0233346	0.10%

Part I Service Provider Information (continued)

3. If you reported on line 2 receipt of indirect compensation, other than eligible indirect compensation, by a service provider, and the service provider is a fiduciary or provides contract administrator, consulting, custodial, investment advisory, investment management, broker, or recordkeeping services, answer the following questions for (a) each source from whom the service provider received $1,000 or more in indirect compensation and (b) each source for whom the service provider gave you a formula used to determine the indirect compensation instead of an amount or estimated amount of the indirect compensation. Complete as many entries as needed to report the required information for each source.

(a) Enter service provider name as it appears on line 2	**(b)** Service Codes (see instructions)	**(c)** Enter amount of indirect compensation
FIDELITY INVESTMENTS INSTITUTIONAL	60	0

(d) Enter name and EIN (address) of source of indirect compensation	**(e)** Describe the indirect compensation, including any formula used to determine the service provider's eligibility for or the amount of the indirect compensation.
JPM SR BLEND INC R5 - DST ASSET MA 430 W 7TH STREET STE 219432 KANSAS CITY, MO 64105	0.10%

(a) Enter service provider name as it appears on line 2	**(b)** Service Codes (see instructions)	**(c)** Enter amount of indirect compensation
FIDELITY INVESTMENTS INSTITUTIONAL	60	0

(d) Enter name and EIN (address) of source of indirect compensation	**(e)** Describe the indirect compensation, including any formula used to determine the service provider's eligibility for or the amount of the indirect compensation.
JPM SR BLEND 2020 R5 - DST ASSET M 430 W 7TH STREET STE 219432 KANSAS CITY, MO 64105	0.10%

(a) Enter service provider name as it appears on line 2	**(b)** Service Codes (see instructions)	**(c)** Enter amount of indirect compensation
FIDELITY INVESTMENTS INSTITUTIONAL	60	0

(d) Enter name and EIN (address) of source of indirect compensation	**(e)** Describe the indirect compensation, including any formula used to determine the service provider's eligibility for or the amount of the indirect compensation.
JPM SR BLEND 2025 R5 - DST ASSET M 430 W 7TH STREET STE 219432 KANSAS CITY, MO 64105	0.10%

Part I Service Provider Information (continued)

3. If you reported on line 2 receipt of indirect compensation, other than eligible indirect compensation, by a service provider, and the service provider is a fiduciary or provides contract administrator, consulting, custodial, investment advisory, investment management, broker, or recordkeeping services, answer the following questions for (a) each source from whom the service provider received $1,000 or more in indirect compensation and (b) each source for whom the service provider gave you a formula used to determine the indirect compensation instead of an amount or estimated amount of the indirect compensation. Complete as many entries as needed to report the required information for each source.

(a) Enter service provider name as it appears on line 2	**(b)** Service Codes (see instructions)	**(c)** Enter amount of indirect compensation
FIDELITY INVESTMENTS INSTITUTIONAL	60	0

(d) Enter name and EIN (address) of source of indirect compensation	**(e)** Describe the indirect compensation, including any formula used to determine the service provider's eligibility for or the amount of the indirect compensation.
JPM SR BLEND 2030 R5 - DST ASSET M 430 W 7TH STREET STE 219432 KANSAS CITY, MO 64105	0.10%

(a) Enter service provider name as it appears on line 2	**(b)** Service Codes (see instructions)	**(c)** Enter amount of indirect compensation
FIDELITY INVESTMENTS INSTITUTIONAL	60	0

(d) Enter name and EIN (address) of source of indirect compensation	**(e)** Describe the indirect compensation, including any formula used to determine the service provider's eligibility for or the amount of the indirect compensation.
JPM SR BLEND 2035 R5 - DST ASSET M 430 W 7TH STREET STE 219432 KANSAS CITY, MO 64105	0.10%

(a) Enter service provider name as it appears on line 2	**(b)** Service Codes (see instructions)	**(c)** Enter amount of indirect compensation
FIDELITY INVESTMENTS INSTITUTIONAL	60	0

(d) Enter name and EIN (address) of source of indirect compensation	**(e)** Describe the indirect compensation, including any formula used to determine the service provider's eligibility for or the amount of the indirect compensation.
JPM SR BLEND 2040 R5 - DST ASSET M 430 W 7TH STREET STE 219432 KANSAS CITY, MO 64105	0.10%

Part I Service Provider Information (continued)

3. If you reported on line 2 receipt of indirect compensation, other than eligible indirect compensation, by a service provider, and the service provider is a fiduciary or provides contract administrator, consulting, custodial, investment advisory, investment management, broker, or recordkeeping services, answer the following questions for (a) each source from whom the service provider received $1,000 or more in indirect compensation and (b) each source for whom the service provider gave you a formula used to determine the indirect compensation instead of an amount or estimated amount of the indirect compensation. Complete as many entries as needed to report the required information for each source.

(a) Enter service provider name as it appears on line 2	**(b)** Service Codes (see instructions)	**(c)** Enter amount of indirect compensation
FIDELITY INVESTMENTS INSTITUTIONAL	60	0

(d) Enter name and EIN (address) of source of indirect compensation	**(e)** Describe the indirect compensation, including any formula used to determine the service provider's eligibility for or the amount of the indirect compensation.
JPM SR BLEND 2045 R5 - DST ASSET M 430 W 7TH STREET STE 219432 KANSAS CITY, MO 64105	0.10%

(a) Enter service provider name as it appears on line 2	**(b)** Service Codes (see instructions)	**(c)** Enter amount of indirect compensation
FIDELITY INVESTMENTS INSTITUTIONAL	60	0

(d) Enter name and EIN (address) of source of indirect compensation	**(e)** Describe the indirect compensation, including any formula used to determine the service provider's eligibility for or the amount of the indirect compensation.
JPM SR BLEND 2050 R5 - DST ASSET M 430 W 7TH STREET STE 219432 KANSAS CITY, MO 64105	0.10%

(a) Enter service provider name as it appears on line 2	**(b)** Service Codes (see instructions)	**(c)** Enter amount of indirect compensation
FIDELITY INVESTMENTS INSTITUTIONAL	60	0

(d) Enter name and EIN (address) of source of indirect compensation	**(e)** Describe the indirect compensation, including any formula used to determine the service provider's eligibility for or the amount of the indirect compensation.
JPM SR BLEND 2055 R5 - DST ASSET M 430 W 7TH STREET STE 219432 KANSAS CITY, MO 64105	0.10%

Part II Service Providers Who Fail or Refuse to Provide Information

4 Provide, to the extent possible, the following information for each service provider who failed or refused to provide the information necessary to complete this Schedule.

(a) Enter name and EIN or address of service provider (see instructions)	**(b)** Nature of Service Code(s)	**(c)** Describe the information that the service provider failed or refused to provide

(a) Enter name and EIN or address of service provider (see instructions)	**(b)** Nature of Service Code(s)	**(c)** Describe the information that the service provider failed or refused to provide

(a) Enter name and EIN or address of service provider (see instructions)	**(b)** Nature of Service Code(s)	**(c)** Describe the information that the service provider failed or refused to provide

(a) Enter name and EIN or address of service provider (see instructions)	**(b)** Nature of Service Code(s)	**(c)** Describe the information that the service provider failed or refused to provide

(a) Enter name and EIN or address of service provider (see instructions)	**(b)** Nature of Service Code(s)	**(c)** Describe the information that the service provider failed or refused to provide

(a) Enter name and EIN or address of service provider (see instructions)	**(b)** Nature of Service Code(s)	**(c)** Describe the information that the service provider failed or refused to provide

Part III Termination Information on Accountants and Enrolled Actuaries (see instructions)

(complete as many entries as needed)

a Name: RSM US LLP
b EIN: 42-0714325
c Position: AUDITOR
d Address: 200 ELM STREET, SUITE 200
STAMFORD, CT 06902
e Telephone:

Explanation: WE CHANGED AUDITORS FOR ECONOMIC REASONS. CLA IS MUCH LESS THAN RSM.

a Name:
b EIN:
c Position:
d Address:
e Telephone:

Explanation:

a Name:
b EIN:
c Position:
d Address:
e Telephone:

Explanation:

a Name:
b EIN:
c Position:
d Address:
e Telephone:

Explanation:

a Name:
b EIN:
c Position:
d Address:
e Telephone:

Explanation:

SCHEDULE D (Form 5500)

Department of the Treasury
Internal Revenue Service

Department of Labor
Employee Benefits Security Administration

DFE/Participating Plan Information

This schedule is required to be filed under section 104 of the Employee Retirement Income Security Act of 1974 (ERISA).

▶ **File as an attachment to Form 5500.**

OMB No. 1210-0110

2021

This Form is Open to Public Inspection.

For calendar plan year 2021 or fiscal plan year beginning 01/01/2021 and ending 12/31/2021

A Name of plan
TRONOX INCORPORATED SAVINGS INVESTMENT PLAN

B Three-digit plan number (PN) ▶ 001

C Plan or DFE sponsor's name as shown on line 2a of Form 5500
TRONOX INCORPORATED

D Employer Identification Number (EIN)
20-2868245

Part I Information on interests in MTIAs, CCTs, PSAs, and 103-12 IEs (to be completed by plans and DFEs)

(Complete as many entries as needed to report all interests in DFEs)

a Name of MTIA, CCT, PSA, or 103-12 IE: MIP CL 1

b Name of sponsor of entity listed in (a): FIDELITY MANAGEMENT TRUST COMPANY

c EIN-PN	**d** Entity code	**e** Dollar value of interest in MTIA, CCT, PSA, or 103-12 IE at end of year (see instructions)
04-3022712-024	C	15494412

a Name of MTIA, CCT, PSA, or 103-12 IE:

b Name of sponsor of entity listed in (a):

c EIN-PN	**d** Entity code	**e** Dollar value of interest in MTIA, CCT, PSA, or 103-12 IE at end of year (see instructions)

a Name of MTIA, CCT, PSA, or 103-12 IE:

b Name of sponsor of entity listed in (a):

c EIN-PN	**d** Entity code	**e** Dollar value of interest in MTIA, CCT, PSA, or 103-12 IE at end of year (see instructions)

a Name of MTIA, CCT, PSA, or 103-12 IE:

b Name of sponsor of entity listed in (a):

c EIN-PN	**d** Entity code	**e** Dollar value of interest in MTIA, CCT, PSA, or 103-12 IE at end of year (see instructions)

a Name of MTIA, CCT, PSA, or 103-12 IE:

b Name of sponsor of entity listed in (a):

c EIN-PN	**d** Entity code	**e** Dollar value of interest in MTIA, CCT, PSA, or 103-12 IE at end of year (see instructions)

a Name of MTIA, CCT, PSA, or 103-12 IE:

b Name of sponsor of entity listed in (a):

c EIN-PN	**d** Entity code	**e** Dollar value of interest in MTIA, CCT, PSA, or 103-12 IE at end of year (see instructions)

a Name of MTIA, CCT, PSA, or 103-12 IE:

b Name of sponsor of entity listed in (a):

c EIN-PN	**d** Entity code	**e** Dollar value of interest in MTIA, CCT, PSA, or 103-12 IE at end of year (see instructions)

a Name of MTIA, CCT, PSA, or 103-12 IE:

b Name of sponsor of entity listed in (a):

c EIN-PN	**d** Entity code	**e** Dollar value of interest in MTIA, CCT, PSA, or 103-12 IE at end of year (see instructions)

a Name of MTIA, CCT, PSA, or 103-12 IE:

b Name of sponsor of entity listed in (a):

c EIN-PN	**d** Entity code	**e** Dollar value of interest in MTIA, CCT, PSA, or 103-12 IE at end of year (see instructions)

a Name of MTIA, CCT, PSA, or 103-12 IE:

b Name of sponsor of entity listed in (a):

c EIN-PN	**d** Entity code	**e** Dollar value of interest in MTIA, CCT, PSA, or 103-12 IE at end of year (see instructions)

a Name of MTIA, CCT, PSA, or 103-12 IE:

b Name of sponsor of entity listed in (a):

c EIN-PN	**d** Entity code	**e** Dollar value of interest in MTIA, CCT, PSA, or 103-12 IE at end of year (see instructions)

a Name of MTIA, CCT, PSA, or 103-12 IE:

b Name of sponsor of entity listed in (a):

c EIN-PN	**d** Entity code	**e** Dollar value of interest in MTIA, CCT, PSA, or 103-12 IE at end of year (see instructions)

a Name of MTIA, CCT, PSA, or 103-12 IE:

b Name of sponsor of entity listed in (a):

c EIN-PN	**d** Entity code	**e** Dollar value of interest in MTIA, CCT, PSA, or 103-12 IE at end of year (see instructions)

a Name of MTIA, CCT, PSA, or 103-12 IE:

b Name of sponsor of entity listed in (a):

c EIN-PN	**d** Entity code	**e** Dollar value of interest in MTIA, CCT, PSA, or 103-12 IE at end of year (see instructions)

a Name of MTIA, CCT, PSA, or 103-12 IE:

b Name of sponsor of entity listed in (a):

c EIN-PN	**d** Entity code	**e** Dollar value of interest in MTIA, CCT, PSA, or 103-12 IE at end of year (see instructions)

a Name of MTIA, CCT, PSA, or 103-12 IE:

b Name of sponsor of entity listed in (a):

c EIN-PN	**d** Entity code	**e** Dollar value of interest in MTIA, CCT, PSA, or 103-12 IE at end of year (see instructions)

a Name of MTIA, CCT, PSA, or 103-12 IE:

b Name of sponsor of entity listed in (a):

c EIN-PN	**d** Entity code	**e** Dollar value of interest in MTIA, CCT, PSA, or 103-12 IE at end of year (see instructions)

Part II **Information on Participating Plans (to be completed by DFEs)**
(Complete as many entries as needed to report all participating plans)

a Plan name	
b Name of plan sponsor	**c** EIN-PN
a Plan name	
b Name of plan sponsor	**c** EIN-PN
a Plan name	
b Name of plan sponsor	**c** EIN-PN
a Plan name	
b Name of plan sponsor	**c** EIN-PN
a Plan name	
b Name of plan sponsor	**c** EIN-PN
a Plan name	
b Name of plan sponsor	**c** EIN-PN
a Plan name	
b Name of plan sponsor	**c** EIN-PN
a Plan name	
b Name of plan sponsor	**c** EIN-PN
a Plan name	
b Name of plan sponsor	**c** EIN-PN
a Plan name	
b Name of plan sponsor	**c** EIN-PN
a Plan name	
b Name of plan sponsor	**c** EIN-PN
a Plan name	
b Name of plan sponsor	**c** EIN-PN
a Plan name	
b Name of plan sponsor	**c** EIN-PN

SCHEDULE H (Form 5500)

Department of the Treasury
Internal Revenue Service

Department of Labor
Employee Benefits Security Administration

Pension Benefit Guaranty Corporation

Financial Information

This schedule is required to be filed under section 104 of the Employee Retirement Income Security Act of 1974 (ERISA), and section 6058(a) of the Internal Revenue Code (the Code).

▶ **File as an attachment to Form 5500.**

OMB No. 1210-0110

2021

This Form is Open to Public Inspection

For calendar plan year 2021 or fiscal plan year beginning 01/01/2021 and ending 12/31/2021

A Name of plan
TRONOX INCORPORATED SAVINGS INVESTMENT PLAN

B Three-digit plan number (PN) ▶ 001

C Plan sponsor's name as shown on line 2a of Form 5500
TRONOX INCORPORATED

D Employer Identification Number (EIN)
20-2868245

Part I Asset and Liability Statement

1 Current value of plan assets and liabilities at the beginning and end of the plan year. Combine the value of plan assets held in more than one trust. Report the value of the plan's interest in a commingled fund containing the assets of more than one plan on a line-by-line basis unless the value is reportable on lines 1c(9) through 1c(14). Do not enter the value of that portion of an insurance contract which guarantees, during this plan year, to pay a specific dollar benefit at a future date. **Round off amounts to the nearest dollar.** MTIAs, CCTs, PSAs, and 103-12 IEs do not complete lines 1b(1), 1b(2), 1c(8), 1g, 1h, and 1i. CCTs, PSAs, and 103-12 IEs also do not complete lines 1d and 1e. See instructions.

Assets		(a) Beginning of Year	(b) End of Year
a Total noninterest-bearing cash	1a	0	0
b Receivables (less allowance for doubtful accounts):			
(1) Employer contributions	1b(1)	0	0
(2) Participant contributions	1b(2)	0	0
(3) Other	1b(3)	0	0
c General investments:			
(1) Interest-bearing cash (include money market accounts & certificates of deposit)	1c(1)	184616	124548
(2) U.S. Government securities	1c(2)	0	0
(3) Corporate debt instruments (other than employer securities):			
(A) Preferred	1c(3)(A)	0	0
(B) All other	1c(3)(B)	0	0
(4) Corporate stocks (other than employer securities):			
(A) Preferred	1c(4)(A)	0	0
(B) Common	1c(4)(B)	0	0
(5) Partnership/joint venture interests	1c(5)	0	0
(6) Real estate (other than employer real property)	1c(6)	0	0
(7) Loans (other than to participants)	1c(7)	0	0
(8) Participant loans	1c(8)	3059781	2676468
(9) Value of interest in common/collective trusts	1c(9)	17144975	15494412
(10) Value of interest in pooled separate accounts	1c(10)	0	0
(11) Value of interest in master trust investment accounts	1c(11)	0	0
(12) Value of interest in 103-12 investment entities	1c(12)	0	0
(13) Value of interest in registered investment companies (e.g., mutual funds)	1c(13)	183301409	212037344
(14) Value of funds held in insurance company general account (unallocated contracts)	1c(14)	0	0
(15) Other	1c(15)	0	0

			(a) Beginning of Year	**(b)** End of Year
1d	Employer-related investments:			
	(1) Employer securities	**1d(1)**	0	0
	(2) Employer real property	**1d(2)**	0	0
e	Buildings and other property used in plan operation	**1e**	0	0
f	Total assets (add all amounts in lines 1a through 1e)	**1f**	203690781	230332772
	Liabilities			
g	Benefit claims payable	**1g**	0	0
h	Operating payables	**1h**	0	0
i	Acquisition indebtedness	**1i**	0	0
j	Other liabilities	**1j**	0	0
k	Total liabilities (add all amounts in lines 1g through1j)	**1k**	0	0
	Net Assets			
l	Net assets (subtract line 1k from line 1f)	**1l**	203690781	230332772

Part II Income and Expense Statement

2 Plan income, expenses, and changes in net assets for the year. Include all income and expenses of the plan, including any trust(s) or separately maintained fund(s) and any payments/receipts to/from insurance carriers. Round off amounts to the nearest dollar. MTIAs, CCTs, PSAs, and 103-12 IEs do not complete lines 2a, 2b(1)(E), 2e, 2f, and 2g.

	Income		**(a)** Amount	**(b)** Total
a	**Contributions:**			
	(1) Received or receivable in cash from: **(A)** Employers	**2a(1)(A)**	9501712	
	(B) Participants	**2a(1)(B)**	7326070	
	(C) Others (including rollovers)	**2a(1)(C)**	279046	
	(2) Noncash contributions	**2a(2)**	0	
	(3) Total contributions. Add lines **2a(1)(A), (B), (C),** and line **2a(2)**	**2a(3)**		17106828
b	**Earnings on investments:**			
	(1) Interest:			
	(A) Interest-bearing cash (including money market accounts and certificates of deposit)	**2b(1)(A)**	23	
	(B) U.S. Government securities	**2b(1)(B)**	0	
	(C) Corporate debt instruments	**2b(1)(C)**	0	
	(D) Loans (other than to participants)	**2b(1)(D)**	0	
	(E) Participant loans	**2b(1)(E)**	155918	
	(F) Other	**2b(1)(F)**	0	
	(G) Total interest. Add lines **2b(1)(A)** through **(F)**	**2b(1)(G)**		155941
	(2) Dividends: **(A)** Preferred stock	**2b(2)(A)**	0	
	(B) Common stock	**2b(2)(B)**	0	
	(C) Registered investment company shares (e.g. mutual funds)	**2b(2)(C)**	14973321	
	(D) Total dividends. Add lines **2b(2)(A)**, **(B)**, and **(C)**	**2b(2)(D)**		14973321
	(3) Rents	**2b(3)**		0
	(4) Net gain (loss) on sale of assets: **(A)** Aggregate proceeds	**2b(4)(A)**	0	
	(B) Aggregate carrying amount (see instructions)	**2b(4)(B)**	0	
	(C) Subtract line **2b(4)(B)** from line **2b(4)(A)** and enter result	**2b(4)(C)**		0
	(5) Unrealized appreciation (depreciation) of assets: **(A)** Real estate	**2b(5)(A)**	0	
	(B) Other	**2b(5)(B)**	0	
	(C) Total unrealized appreciation of assets. Add lines **2b(5)(A)** and **(B)**	**2b(5)(C)**		0

		(a) Amount	(b) Total
(6) Net investment gain (loss) from common/collective trusts	2b(6)		-301584
(7) Net investment gain (loss) from pooled separate accounts	2b(7)		0
(8) Net investment gain (loss) from master trust investment accounts	2b(8)		0
(9) Net investment gain (loss) from 103-12 investment entities	2b(9)		0
(10) Net investment gain (loss) from registered investment companies (e.g., mutual funds)	2b(10)		17109093
c Other income	2c		0
d Total income. Add all **income** amounts in column (b) and enter total	2d		49043599
Expenses			
e Benefit payment and payments to provide benefits:			
(1) Directly to participants or beneficiaries, including direct rollovers	2e(1)	22320250	
(2) To insurance carriers for the provision of benefits	2e(2)	0	
(3) Other	2e(3)	0	
(4) Total benefit payments. Add lines **2e(1)** through **(3)**	2e(4)		22320250
f Corrective distributions (see instructions)	2f		7845
g Certain deemed distributions of participant loans (see instructions)	2g		0
h Interest expense	2h		0
i Administrative expenses: (1) Professional fees	2i(1)	0	
(2) Contract administrator fees	2i(2)	0	
(3) Investment advisory and management fees	2i(3)	53677	
(4) Other	2i(4)	19836	
(5) Total administrative expenses. Add lines **2i(1)** through **(4)**	2i(5)		73513
j Total expenses. Add all **expense** amounts in column (b) and enter total	2j		22401608
Net Income and Reconciliation			
k Net income (loss). Subtract line **2j** from line **2d**	2k		26641991
l Transfers of assets:			
(1) To this plan	2l(1)		0
(2) From this plan	2l(2)		0

Part III Accountant's Opinion

3 Complete lines 3a through 3c if the opinion of an independent qualified public accountant is attached to this Form 5500. Complete line 3d if an opinion is not attached.

a The attached opinion of an independent qualified public accountant for this plan is (see instructions):

(1) [X] Unmodified **(2)** [ ] Qualified **(3)** [ ] Disclaimer **(4)** [ ] Adverse

b Check the appropriate box(es) to indicate whether the IQPA performed an ERISA section 103(a)(3)(C) audit. Check both boxes (1) and (2) if the audit was performed pursuant to both 29 CFR 2520.103-8 and 29 CFR 2520.103-12(d). Check box (3) if pursuant to neither.

(1) [X] DOL Regulation 2520.103-8 **(2)** [ ] DOL Regulation 2520.103-12(d) **(3)** [ ] neither DOL Regulation 2520.103-8 nor DOL Regulation 2520.103-12(d).

c Enter the name and EIN of the accountant (or accounting firm) below:

(1) Name: CLIFTONLARSONALLEN LLP **(2)** EIN: 41-0746749

d The opinion of an independent qualified public accountant is **not attached** because:

(1) [ ] This form is filed for a CCT, PSA, or MTIA. **(2)** [ ] It will be attached to the next Form 5500 pursuant to 29 CFR 2520.104-50.

Part IV Compliance Questions

4 CCTs and PSAs do not complete Part IV. MTIAs, 103-12 IEs, and GIAs do not complete lines 4a, 4e, 4f, 4g, 4h, 4k, 4m, 4n, or 5. 103-12 IEs also do not complete lines 4j and 4l. MTIAs also do not complete line 4l.

During the plan year:

		Yes	No	Amount
a Was there a failure to transmit to the plan any participant contributions within the time period described in 29 CFR 2510.3-102? Continue to answer "Yes" for any prior year failures until fully corrected. (See instructions and DOL's Voluntary Fiduciary Correction Program.)	4a	X		1352

			Yes	No	Amount
b	Were any loans by the plan or fixed income obligations due the plan in default as of the close of the plan year or classified during the year as uncollectible? Disregard participant loans secured by participant's account balance. (Attach Schedule G (Form 5500) Part I if "Yes" is checked.)	**4b**		X	
c	Were any leases to which the plan was a party in default or classified during the year as uncollectible? (Attach Schedule G (Form 5500) Part II if "Yes" is checked.)	**4c**		X	
d	Were there any nonexempt transactions with any party-in-interest? (Do not include transactions reported on line 4a. Attach Schedule G (Form 5500) Part III if "Yes" is checked.)	**4d**		X	
e	Was this plan covered by a fidelity bond?	**4e**	X		20000000
f	Did the plan have a loss, whether or not reimbursed by the plan's fidelity bond, that was caused by fraud or dishonesty?	**4f**		X	
g	Did the plan hold any assets whose current value was neither readily determinable on an established market nor set by an independent third party appraiser?	**4g**		X	
h	Did the plan receive any noncash contributions whose value was neither readily determinable on an established market nor set by an independent third party appraiser?	**4h**		X	
i	Did the plan have assets held for investment? (Attach schedule(s) of assets if "Yes" is checked, and see instructions for format requirements.)	**4i**	X		
j	Were any plan transactions or series of transactions in excess of 5% of the current value of plan assets? (Attach schedule of transactions if "Yes" is checked and see instructions for format requirements.)	**4j**		X	
k	Were all the plan assets either distributed to participants or beneficiaries, transferred to another plan, or brought under the control of the PBGC?	**4k**		X	
l	Has the plan failed to provide any benefit when due under the plan?	**4l**		X	
m	If this is an individual account plan, was there a blackout period? (See instructions and 29 CFR 2520.101-3.)	**4m**		X	
n	If 4m was answered "Yes," check the "Yes" box if you either provided the required notice or one of the exceptions to providing the notice applied under 29 CFR 2520.101-3	**4n**		X	

5a Has a resolution to terminate the plan been adopted during the plan year or any prior plan year? ☐ Yes ☒ No

If "Yes," enter the amount of any plan assets that reverted to the employer this year _____.

5b If, during this plan year, any assets or liabilities were transferred from this plan to another plan(s), identify the plan(s) to which assets or liabilities were transferred. (See instructions.)

5b(1) Name of plan(s)	**5b(2)** EIN(s)	**5b(3)** PN(s)

5c Was the plan a defined benefit plan covered under the PBGC insurance program at any time during this plan year? (See ERISA section 4021 and instructions.) ☐ Yes ☐ No ☐ Not determined

If "Yes" is checked, enter the My PAA confirmation number from the PBGC premium filing for this plan year _____.

SCHEDULE R (Form 5500)

Department of the Treasury
Internal Revenue Service

Department of Labor
Employee Benefits Security Administration

Pension Benefit Guaranty Corporation

Retirement Plan Information

This schedule is required to be filed under sections 104 and 4065 of the Employee Retirement Income Security Act of 1974 (ERISA) and section 6058(a) of the Internal Revenue Code (the Code).

▶ **File as an attachment to Form 5500.**

OMB No. 1210-0110

2021

This Form is Open to Public Inspection.

For calendar plan year 2021 or fiscal plan year beginning 01/01/2021 and ending 12/31/2021

A Name of plan
TRONOX INCORPORATED SAVINGS INVESTMENT PLAN

B Three-digit plan number (PN) ▶ 001

C Plan sponsor's name as shown on line 2a of Form 5500
TRONOX INCORPORATED

D Employer Identification Number (EIN)
20-2868245

Part I Distributions

All references to distributions relate only to payments of benefits during the plan year.

1 Total value of distributions paid in property other than in cash or the forms of property specified in the instructions **1**

2 Enter the EIN(s) of payor(s) who paid benefits on behalf of the plan to participants or beneficiaries during the year (if more than two, enter EINs of the two payors who paid the greatest dollar amounts of benefits):

EIN(s): 04-6568107

Profit-sharing plans, ESOPs, and stock bonus plans, skip line 3.

3 Number of participants (living or deceased) whose benefits were distributed in a single sum, during the plan year **3**

Part II Funding Information (If the plan is not subject to the minimum funding requirements of section 412 of the Internal Revenue Code or ERISA section 302, skip this Part.)

4 Is the plan administrator making an election under Code section 412(d)(2) or ERISA section 302(d)(2)? ..... ☐ **Yes** ☐ **No** ☐ **N/A**

If the plan is a defined benefit plan, go to line 8.

5 If a waiver of the minimum funding standard for a prior year is being amortized in this plan year, see instructions and enter the date of the ruling letter granting the waiver. **Date:** Month _____ Day _____ Year _____

If you completed line 5, complete lines 3, 9, and 10 of Schedule MB and do not complete the remainder of this schedule.

6 a Enter the minimum required contribution for this plan year (include any prior year accumulated funding deficiency not waived) **6a**

b Enter the amount contributed by the employer to the plan for this plan year **6b**

c Subtract the amount in line 6b from the amount in line 6a. Enter the result (enter a minus sign to the left of a negative amount) **6c**

If you completed line 6c, skip lines 8 and 9.

7 Will the minimum funding amount reported on line 6c be met by the funding deadline? ..... ☐ **Yes** ☐ **No** ☐ **N/A**

8 If a change in actuarial cost method was made for this plan year pursuant to a revenue procedure or other authority providing automatic approval for the change or a class ruling letter, does the plan sponsor or plan administrator agree with the change? ..... ☐ **Yes** ☐ **No** ☐ **N/A**

Part III Amendments

9 If this is a defined benefit pension plan, were any amendments adopted during this plan year that increased or decreased the value of benefits? If yes, check the appropriate box. If no, check the "No" box. ..... ☐ **Increase** ☐ **Decrease** ☐ **Both** ☐ **No**

Part IV ESOPs (see instructions). If this is not a plan described under section 409(a) or 4975(e)(7) of the Internal Revenue Code, skip this Part.

10 Were unallocated employer securities or proceeds from the sale of unallocated securities used to repay any exempt loan? ..... ☐ **Yes** ☐ **No**

11 a Does the ESOP hold any preferred stock? ..... ☐ **Yes** ☐ **No**

b If the ESOP has an outstanding exempt loan with the employer as lender, is such loan part of a "back-to-back" loan? (See instructions for definition of "back-to-back" loan.) ..... ☐ **Yes** ☐ **No**

12 Does the ESOP hold any stock that is not readily tradable on an established securities market? ..... ☐ **Yes** ☐ **No**

Part V Additional Information for Multiemployer Defined Benefit Pension Plans

13 Enter the following information for each employer that contributed more than 5% of total contributions to the plan during the plan year (measured in dollars). See instructions. *Complete as many entries as needed to report all applicable employers.*

a Name of contributing employer

b EIN **c** Dollar amount contributed by employer

d Date collective bargaining agreement expires *(If employer contributes under more than one collective bargaining agreement, check box* ☐ *and see instructions regarding required attachment. Otherwise, enter the applicable date.)* Month _____ Day _____ Year _____

e Contribution rate information *(If more than one rate applies, check this box* ☐ *and see instructions regarding required attachment. Otherwise, complete lines 13e(1) and 13e(2).)*
(1) Contribution rate (in dollars and cents) _____
(2) Base unit measure: ☐ Hourly ☐ Weekly ☐ Unit of production ☐ Other (specify):

---

a Name of contributing employer

b EIN **c** Dollar amount contributed by employer

d Date collective bargaining agreement expires *(If employer contributes under more than one collective bargaining agreement, check box* ☐ *and see instructions regarding required attachment. Otherwise, enter the applicable date.)* Month _____ Day _____ Year _____

e Contribution rate information *(If more than one rate applies, check this box* ☐ *and see instructions regarding required attachment. Otherwise, complete lines 13e(1) and 13e(2).)*
(1) Contribution rate (in dollars and cents) _____
(2) Base unit measure: ☐ Hourly ☐ Weekly ☐ Unit of production ☐ Other (specify): _____

---

a Name of contributing employer

b EIN **c** Dollar amount contributed by employer

d Date collective bargaining agreement expires *(If employer contributes under more than one collective bargaining agreement, check box* ☐ *and see instructions regarding required attachment. Otherwise, enter the applicable date.)* Month _____ Day _____ Year _____

e Contribution rate information *(If more than one rate applies, check this box* ☐ *and see instructions regarding required attachment. Otherwise, complete lines 13e(1) and 13e(2).)*
(1) Contribution rate (in dollars and cents) _____
(2) Base unit measure: ☐ Hourly ☐ Weekly ☐ Unit of production ☐ Other (specify): _____

---

a Name of contributing employer

b EIN **c** Dollar amount contributed by employer

d Date collective bargaining agreement expires *(If employer contributes under more than one collective bargaining agreement, check box* ☐ *and see instructions regarding required attachment. Otherwise, enter the applicable date.)* Month _____ Day _____ Year _____

e Contribution rate information *(If more than one rate applies, check this box* ☐ *and see instructions regarding required attachment. Otherwise, complete lines 13e(1) and 13e(2).)*
(1) Contribution rate (in dollars and cents) _____
(2) Base unit measure: ☐ Hourly ☐ Weekly ☐ Unit of production ☐ Other (specify): _____

---

a Name of contributing employer

b EIN **c** Dollar amount contributed by employer

d Date collective bargaining agreement expires *(If employer contributes under more than one collective bargaining agreement, check box* ☐ *and see instructions regarding required attachment. Otherwise, enter the applicable date.)* Month _____ Day _____ Year _____

e Contribution rate information *(If more than one rate applies, check this box* ☐ *and see instructions regarding required attachment. Otherwise, complete lines 13e(1) and 13e(2).)*
(1) Contribution rate (in dollars and cents) _____
(2) Base unit measure: ☐ Hourly ☐ Weekly ☐ Unit of production ☐ Other (specify): _____

---

a Name of contributing employer

b EIN **c** Dollar amount contributed by employer

d Date collective bargaining agreement expires *(If employer contributes under more than one collective bargaining agreement, check box* ☐ *and see instructions regarding required attachment. Otherwise, enter the applicable date.)* Month _____ Day _____ Year _____

e Contribution rate information *(If more than one rate applies, check this box* ☐ *and see instructions regarding required attachment. Otherwise, complete lines 13e(1) and 13e(2).)*
(1) Contribution rate (in dollars and cents) _____
(2) Base unit measure: ☐ Hourly ☐ Weekly ☐ Unit of production ☐ Other (specify): _____

14 Enter the number of deferred vested and retired participants (inactive participants), as of the beginning of the plan year, whose contributing employer is no longer making contributions to the plan for:

a The current plan year. Check the box to indicate the counting method used to determine the number of inactive participants: ☐ last contributing employer ☐ alternative ☐ reasonable approximation (see instructions for required attachment)	**14a**	
b The plan year immediately preceding the current plan year. ☐ Check the box if the number reported is a change from what was previously reported (see instructions for required attachment)	**14b**	
c The second preceding plan year. ☐ Check the box if the number reported is a change from what was previously reported (see instructions for required attachment)	**14c**	

15 Enter the ratio of the number of participants under the plan on whose behalf no employer had an obligation to make an employer contribution during the current plan year to:

a The corresponding number for the plan year immediately preceding the current plan year	**15a**	
b The corresponding number for the second preceding plan year	**15b**	

16 Information with respect to any employers who withdrew from the plan during the preceding plan year:

a Enter the number of employers who withdrew during the preceding plan year	**16a**	
b If line 16a is greater than 0, enter the aggregate amount of withdrawal liability assessed or estimated to be assessed against such withdrawn employers	**16b**	

17 If assets and liabilities from another plan have been transferred to or merged with this plan during the plan year, check box and see instructions regarding supplemental information to be included as an attachment ☐

Part VI Additional Information for Single-Employer and Multiemployer Defined Benefit Pension Plans

18 If any liabilities to participants or their beneficiaries under the plan as of the end of the plan year consist (in whole or in part) of liabilities to such participants and beneficiaries under two or more pension plans as of immediately before such plan year, check box and see instructions regarding supplemental information to be included as an attachment ☐

19 If the total number of participants is 1,000 or more, complete lines (a) through (c)

a Enter the percentage of plan assets held as:
Stock: _____% Investment-Grade Debt: _____% High-Yield Debt: _____% Real Estate: _____% Other: _____%

b Provide the average duration of the combined investment-grade and high-yield debt:
☐ 0-3 years ☐ 3-6 years ☐ 6-9 years ☐ 9-12 years ☐ 12-15 years ☐ 15-18 years ☐ 18-21 years ☐ 21 years or more

c What duration measure was used to calculate line 19(b)?
☐ Effective duration ☐ Macaulay duration ☐ Modified duration ☐ Other (specify):

20 **PBGC missed contribution reporting requirements.** If this is a multiemployer plan or a single-employer plan that is not covered by PBGC, skip line 20.

a Is the amount of unpaid minimum required contributions for all years from Schedule SB (Form 5500) line 40 greater than zero? ☐ Yes ☐ No

b If line 20a is "Yes," has PBGC been notified as required by ERISA sections 4043(c)(5) and/or 303(k)(4)? Check the applicable box:

☐ Yes.

☐ No. Reporting was waived under 29 CFR 4043.25(c)(2) because contributions equal to or exceeding the unpaid minimum required contribution were made by the 30th day after the due date.

☐ No. The 30-day period referenced in 29 CFR 4043.25(c)(2) has not yet ended, and the sponsor intends to make a contribution equal to or exceeding the unpaid minimum required contribution by the 30th day after the due date.

☐ No. Other. Provide explanation _____

Tronox Incorporated Savings Investment Plan

Financial Report
December 31, 2021



CPAs | CONSULTANTS | WEALTH ADVISORS

CLAconnect.com

Contents

Independent auditor's report	1
Financial statements	
Statements of net assets available for benefits	5
Statement of changes in net assets available for benefits	6
Notes to financial statements	7
Supplementary information	
Form 5500, Schedule H, part IV, line 4(i) - schedule of assets (held at end of year)	14
Form 5500, Schedule H, part IV, line 4(a) - schedule of delinquent participant contributions	15

CliftonLarsonAllen LLP
CLAconnect.com

INDEPENDENT AUDITORS' REPORT

Tronox Incorporated Benefits Committee
Tronox Incorporated Savings Investment Plan
Stamford, Connecticut

Report on the Audit of the Financial Statements

Scope and Nature of the ERISA Section 103(a)(3)(C) Audit for the 2021 Financial Statements

We have performed an audit of the accompanying financial statements of Tronox Incorporated Savings Investment Plan, an employee benefit plan subject to the Employee Retirement Income Security Act of 1974 (ERISA), as permitted by ERISA Section 103(a)(3)(C) (ERISA Section 103(a)(3)(C) audit). The financial statements comprise the statement of net assets available for benefits as of December 31, 2021, and the related statement of changes in net assets available for benefits for the year then ended, and the related notes to the financial statements.

Management, having determined it is permissible in the circumstances, has elected to have the audit of the 2021 financial statements performed in accordance with ERISA Section 103(a)(3)(C) pursuant to 29 CFR 2520.103-8 of the Department of Labor's Rules and Regulations for Reporting and Disclosure under ERISA. As permitted by ERISA Section 103(a)(3)(C), our audit need not extend to any statements or information related to assets held for investment of the plan (investment information) by a bank or similar institution or insurance carrier that is regulated, supervised, and subject to periodic examination by a state or federal agency, provided that the statements or information regarding assets so held are prepared and certified to by the bank or similar institution or insurance carrier in accordance with 29 CFR 2520.103-5 of the Department of Labor's Rules and Regulations for Reporting and Disclosure under ERISA (qualified institution).

Management has obtained a certification from a qualified institution as of and for the year ended December 31, 2021, stating that the certified investment information, as described in Note 3 to the financial statements, is complete and accurate.

Opinion on the 2021 Financial Statements

In our opinion, based on our audit and on the procedures performed as described in the Auditors' Responsibilities for the Audit of the 2021 Financial Statements section

- the amounts and disclosures in the 2021 financial statements referred to above, other than those agreed to or derived from the certified investment information, are presented fairly, in all material respects, in accordance with accounting principles generally accepted in the United States of America.

- the information in the 2021 financial statements referred to above related to assets held by and certified to by a qualified institution agrees to, or is derived from, in all material respects, the information prepared and certified by an institution that management determined meets the requirements of ERISA Section 103(a)(3)(C).

CLA (CliftonLarsonAllen LLP) is an independent network member of CLA Global. See CLAglobal.com/disclaimer.

Basis for Opinion on the 2021 Financial Statements

We conducted our audit in accordance with auditing standards generally accepted in the United States of America (GAAS). Our responsibilities under those standards are further described in the Auditors' Responsibilities for the Audit of the 2021 Financial Statements section of our report. We are required to be independent of Tronox Incorporated Savings Investment Plan and to meet our other ethical responsibilities in accordance with the relevant ethical requirements relating to our audit. We believe that the audit evidence we have obtained is sufficient and appropriate to provide a basis for our ERISA Section 103(a)(3)(C) audit opinion.

Responsibilities of Management for the 2021 Financial Statements

Management is responsible for the preparation and fair presentation of the financial statements in accordance with accounting principles generally accepted in the United States of America, and for the design, implementation, and maintenance of internal control relevant to the preparation and fair presentation of financial statements that are free from material misstatement, whether due to fraud or error. Management's election of the ERISA Section 103(a)(3)(C) audit does not affect management's responsibility for the financial statements.

In preparing the financial statements, management is required to evaluate whether there are conditions or events, considered in the aggregate, that raise substantial doubt about Tronox Incorporated Savings Investment Plan's ability to continue as a going concern for one year after the date that the financial statements were available to be issued.

Management is also responsible for maintaining a current plan instrument, including all plan amendments, administering the plan, and determining that the plan's transactions that are presented and disclosed in the financial statements are in conformity with the plan's provisions, including maintaining sufficient records with respect to each of the participants, to determine the benefits due or which may become due to such participants.

Auditors' Responsibilities for the Audit of the 2021 Financial Statements

Except as described in the Scope and Nature of the ERISA Section 103(a)(3)(C) Audit of the 2021 Financial Statements section of our report, our objectives are to obtain reasonable assurance about whether the financial statements as a whole are free from material misstatement, whether due to fraud or error, and to issue an auditors' report that includes our opinion. Reasonable assurance is a high level of assurance but is not absolute assurance and therefore is not a guarantee that an audit conducted in accordance with GAAS will always detect a material misstatement when it exists. The risk of not detecting a material misstatement resulting from fraud is higher than for one resulting from error, as fraud may involve collusion, forgery, intentional omissions, misrepresentations, or the override of internal control. Misstatements are considered material if there is a substantial likelihood that, individually or in the aggregate, they would influence the judgment made by a reasonable user based on the financial statements.

In performing an audit in accordance with GAAS, we:

- Exercise professional judgment and maintain professional skepticism throughout the audit.

- Identify and assess the risks of material misstatement of the financial statements, whether due to fraud or error, and design and perform audit procedures responsive to those risks. Such procedures include examining, on a test basis, evidence regarding the amounts and disclosures in the financial statements.

- Obtain an understanding of internal control relevant to the audit in order to design audit procedures that are appropriate in the circumstances, but not for the purpose of expressing an opinion on the effectiveness of Tronox Incorporated Savings Investment Plan's internal control. Accordingly, no such opinion is expressed.

- Evaluate the appropriateness of accounting policies used and the reasonableness of significant accounting estimates made by management, as well as evaluate the overall presentation of the financial statements.

- Conclude whether, in our judgment, there are conditions or events, considered in the aggregate, that raise substantial doubt about Tronox Incorporated Savings Investment Plan's ability to continue as a going concern for a reasonable period of time.

Our audit did not extend to the certified investment information, except for obtaining and reading the certification, comparing the certified investment information with the related information presented and disclosed in the 2021 financial statements, and reading the disclosures relating to the certified investment information to assess whether they are in accordance with the presentation and disclosure requirements of accounting principles generally accepted in the United States of America.

Accordingly, the objective of an ERISA Section 103(a)(3)(C) audit is not to express an opinion about whether the financial statements as a whole are presented fairly, in all material respects, in accordance with accounting principles generally accepted in the United States of America.

We are required to communicate with those charged with governance regarding, among other matters, the planned scope and timing of the audit, significant audit findings, and certain internal control related matters that we identified during the audit.

Other Matters

2021 Supplemental Schedules Required by ERISA

The supplemental schedules of assets (held at end of year) and schedule of delinquent contributions as of and for the year ended December 31, 2021 are presented for purpose of additional analysis and are not a required part of the financial statements but are supplementary information required by the Department of Labor's Rules and Regulations for Reporting and Disclosure under ERISA. Such information is the responsibility of management and was derived from and relates directly to the underlying accounting and other records used to prepare the financial statements. The information included in the supplemental schedules, other than that agreed to or derived from the certified investment information, has been subjected to auditing procedures applied in the audit of the financial statements and certain additional procedures, including comparing and reconciling such information directly to the underlying accounting and other records used to prepare the financial statements or to the financial statements themselves, and other additional procedures in accordance with GAAS. For information included in the supplemental schedules that agreed to or is derived from the certified investment information, we compared such information to the related certified investment information.

In forming our opinion on the supplemental schedules, we evaluated whether the supplemental schedules, other than the information agreed to or derived from the certified investment information, including its form and content, are presented in conformity with the Department of Labor's Rules and Regulations for Reporting and Disclosure under ERISA.

In our opinion

- the form and content of the supplemental schedules, other than the information in the supplemental schedules that agreed to or is derived from the certified investment information, are presented, in all material respects, in conformity with the Department of Labor's Rules and Regulations for Reporting and Disclosure under ERISA.

- the information in the supplemental schedules related to assets held by and certified to by a qualified institution agrees to, or is derived from, in all material respects, the information prepared and certified by an institution that management determined meets the requirements of ERISA Section 103(a)(3)(C).

Auditors' Report on the 2020 Financial Statements

The 2020 financial statements of Tronox Incorporated Savings Investment Plan, were audited by predecessor auditors. As permitted by 29 CFR 2520.103-8 of the Department of Labor's Rules and Regulations for Reporting and Disclosure under ERISA, the plan administrator instructed the predecessor auditors not to perform and they did not perform any auditing procedures with respect to the information certified by a qualified institution. Their report, dated October 6, 2021, indicated that (*a*) because of the significance of the information that they did not audit, they were not able to obtain sufficient appropriate audit evidence to provide a basis for an audit opinion and accordingly, they did not express an opinion on the 2020 financial statements, and (*b*) the form and content of the information included in the 2020 financial statements other than that derived from the certified information were presented in compliance with the Department of Labor's Rules and Regulations for Reporting and Disclosure under ERISA.



CliftonLarsonAllen LLP

Baltimore, Maryland
October 6, 2022

Tronox Incorporated Savings Investment Plan

Statements of Net Assets Available for Benefits
December 31, 2021 and 2020

	2021	2020
Assets		
Investments:		
Investments at fair value (Notes 3 and 4)	**$ 227,656,304**	$ 200,631,000
Receivables:		
Notes receivable from participants (Note 3)	**2,758,576**	3,136,608
Net assets available for benefits	**$230,414,880**	$ 203,767,608

See notes to financial statements.

Tronox Incorporated Savings Investment Plan

Statement of Changes in Net Assets Available for Benefits
Year Ended December 31, 2021

Additions:	
Investment income (Note 3):	
Interest and dividend income	$ 15,113,816
Net appreciation in fair value of investments	16,667,037
Total investment income	31,780,853
Interest income on notes receivable from participants (Note 3)	161,199
Contributions:	
Participants' contributions	7,326,070
Employer matching contributions	4,695,773
Employer profit sharing contributions	4,805,939
Rollover contributions	279,046
Total contributions	17,106,828
Total additions	49,048,880
Deductions:	
Benefits paid to participants	22,328,095
Administrative Expenses	73,513
Total deductions	22,401,608
Net increase in net assets available for benefits	26,647,272
Net assets available for benefits:	
Beginning	203,767,608
Ending	$230,414,880

See notes to financial statements.

Note 1. Description of Plan

The following description of the Tronox Incorporated Savings Investment Plan (the Plan) provides only general information. Participants should refer to the Plan agreement for a more complete description of all the Plan's provisions. The Plan is administered by the Tronox Incorporated Benefits Committee (the Committee or Plan Administrator).

General: The Plan was formed on March 30, 2006, as a defined contribution plan covering all eligible employees of Tronox Incorporated (the Company), as defined in the Plan agreement. The Plan has been restated throughout the years to comply with tax legislation and was most recently restated effective January 1, 2014. Effective January 1, 2020, the Plan was amended to include employees of Cristal Metals LLC. The purpose of the Plan is to encourage and assist employees in accumulating retirement savings. The Plan is subject to the provisions of the Department of Labor's (DOL) Rules and Regulations under the Employee Retirement Income Security Act of 1974 (ERISA). Certain provisions of the Plan are different for employees represented by a collective bargaining unit; however, the Company has no such employees that would otherwise be eligible.

Eligibility: A Participant must be employed in an eligible position. All employees are employed in an eligible position except for temporary employees, independent contractors, leased employers, and employees who work outside the US. An employee becomes an active participant immediately.

CARES Act: During 2020, the Plan implemented the following CARES Act provisions:

- Special coronavirus distributions up to $100,000 were permitted beginning on or after January 1, 2020 and before December 31, 2020.
- The available loan amount increased to the lesser of $100,000 or 100% of the participant's vested account balance.
- The loan repayments period was extended, if applicable, up to one year.
- Waiver of the 2020 required minimum distributions.

Contributions: Participants may make voluntary contributions to the Plan, not to exceed 85% of their total annual compensation. Contributions are subject to annual limitations imposed ($19,500 for 2021), pursuant to section 401(k) of the Internal Revenue Code (IRC). Post-tax Roth deferrals are permitted under the Plan. Effective April 1, 2020 the plan was amended to include an automatic enrollment of eligible participants. Upon meeting eligibility requirements, the Company will automatically withhold 6% of the participant's compensation as a pre-tax contribution.

Plan participants age 50 and older were eligible to make a catch-up contribution of an additional $6,500 to the Plan during the year ended December 31, 2021. The participants eligible to make the catch-up contributions may do so only after making the total elective deferral contributions allowed by the Internal Revenue Service (IRS). Rollover contributions from other qualified plans are allowed, and are always 100% vested.

Contributions by employees in excess of amounts allowable under the IRC are considered to be contributions to the Plan's after-tax savings program. The maximum contributions allowed to each program may be limited for highly compensated employees, depending upon the balance of contributions at all levels.

For 2021, the Company made safe harbor matching contributions to active participants' accounts equal to 100% of the first 6% of eligible compensation the participant deferred to the Plan each month (or at such other time as the Committee may determine, but not less than annually). Each active participant was

entitled to receive matching contributions if he or she performed at least one hour of service during the respective month and had submitted a salary reduction agreement.

Employer profit sharing contributions are defined as discretionary employer contributions contributed to the Plan. As of the last business day of each calendar month, (or at such other time as the Committee may determine, but not less than annually), the Company may make a discretionary profit sharing contribution to the Plan, which shall be allocated to each active participant who performs at least one hour of service during the respective month.

The total of each Participant's deferrals, Roth contributions and post-tax program contributions, plus respective Company safe harbor matching and profit sharing contributions, are subject to an annual overall limit under the IRC.

Participant accounts and investment options: Participants may direct their contributions and Company contributions to a selection of several investment options offered by the Plan.

Each participant's account is credited with the participant's contribution, employer matching and profit sharing contributions, and Plan earnings or losses. Participant accounts are charged with an allocation of administrative expenses that are paid by the Plan. Allocations are based on participant earnings, account balances, or specific participant transactions, as defined. The benefit to which a participant is entitled is the benefit that can be provided from the participant's vested account.

Vesting: All participants are immediately vested in their voluntary contributions plus actual earnings or losses thereon and rollover contributions from other qualified plans.

Company matching contributions are immediately vested at 100%.

Participants entering the Plan after December 31, 2011 shall not be vested in Company profit-sharing contributions until they have completed three years of service, at which time they will be 100% vested.

Payments of benefits: On termination of service, a participant may elect to receive either a lump-sum amount equal to the value of his or her vested account balance, or may elect a partial distribution from their account once each year. The Plan allows for in-service distributions if a participant reached age 59 1/2 and hardship distributions subject to Plan provisions. If a participant's account balance does not exceed $5,000 the plan administrator will authorize the benefit payment without the participant's consent.

Notes receivable from participants: Participants may borrow from their fund accounts a minimum of $1,000 up to a maximum equal to the lesser of $50,000 or 50% of their vested account balance. Loan terms may not extend past five years for a general purpose loan or 10 years for a residential loan. The loans are secured by the balance in the participant's account and bear interest at the prime rate stated in the *Wall Street Journal* on the Thursday before the 15th day of March, June, September and December, plus 1%. Principal and interest are paid ratably through payroll deductions. Delinquent participant loans remain as Plan assets until they meet certain default criteria as specified in the terms of the Plan document.

Administration: The Committee has overall responsibility for the Plan. This includes the power to interpret the provisions of the Plan and to determine questions concerning eligibility, participation and benefits and such other powers and duties as are necessary to the operation and administration of the Plan.

Forfeited accounts: Forfeited nonvested accounts are used to either reduce employer contributions or pay administrative expenses of the Plan. During 2021, there was approximately $347,511 and $0 forfeitures used to offset employer contributions and pay administrative expenses, respectively. As of December 31, 2021 and 2020, there was approximately $174,868 and $189,471, respectively, of unused forfeitures.

Plan termination: Although it has not expressed any intent to do so, the Company has the right under the Plan to change Plan provisions or terminate the Plan subject to the provisions of ERISA. In the event of Plan termination, participants will become 100% vested in their accounts.

Note 2. Summary of Significant Accounting Policies

Basis of accounting: The financial statements of the Plan are prepared using the accrual method of accounting.

Investment valuation and income recognition: The Plan's investments are reported at fair value. Fair value is the price that would be received to sell an asset or paid to transfer a liability in an ordinary transaction between market participants at the measurement date. See Note 4 for discussion of fair value measurements.

Purchases and sales of securities are recorded on a trade-date basis. Interest income is recorded on the accrual basis. Dividends are recorded on the ex-dividend date. Net appreciation includes the Plan's gains and losses on investments bought and sold, as well as held, during the year.

Notes receivable from participants: Notes receivable from participants are measured at their unpaid principal balance, plus any accrued but unpaid interest. Interest income is recorded on the accrual basis. Related fees are recorded as administrative expenses and are expensed when they are incurred. If a participant ceases to make loan repayments and the Plan Administrator deems the participant loan to be in default, the participant loan balance is reduced, and a benefit payment is recorded, based upon the terms of the Plan agreement.

Use of estimates: The preparation of the Plan's financial statements in conformity with accounting principles generally accepted in the United States of America (GAAP) requires the Plan's management to make estimates and assumptions that affect certain reported amounts of assets and liabilities and changes therein, and disclosure of contingent assets and liabilities. Actual results could differ from those estimates.

Risks and uncertainties: The Plan provides for various investment options. Investment securities are exposed to various risks, such as interest rate, market volatility and credit risks. Due to the level of risk associated with certain investment securities and the level of uncertainty related to changes in the value of investment securities, it is possible that changes in risks in the near term could materially affect participants' account balances and the amounts reported in the statements of net assets available for benefits and the statement of changes in net assets available for benefits.

Payment of benefits: Benefits are recorded when paid.

Administrative expenses: Certain expenses of maintaining the Plan are paid directly by the Company and are excluded from these financial statements. Fees related to the administration of notes receivable from participants are charged directly to the participant's account and are included in administrative expenses. Investment related expenses are included in net appreciation of fair value of investments. In

January 2015, the plan entered into a revenue credit arrangement. In 2021, there were no revenue credits earned, but the Plan paid expenses totaling $60,090 out of the revenue credit account. As of December 31, 2021 and 2020, the revenue credit account balance totaled $124,548 and $184,615, respectively.

Income tax status: The Plan obtained a determination letter on September 20, 2013, in which the IRS states the Plan, as then designed, was in compliance with the applicable requirements of the IRC. The Plan Administrator believes that the Plan was designed and operated in compliance with the applicable requirements of the IRC. Therefore, no provision for income taxes has been included in the Plan's financial statements.

GAAP requires Plan management to evaluate tax positions taken by the Plan. Management evaluated the Plan's tax positions and concluded that the Plan had maintained its tax-exempt status and had taken no uncertain tax positions that require recognition or disclosure in the financial statements.

Note 3. Information Certified and Provided by Fidelity Management Trust Company

The following is a summary of the Plan's asset information as of December 31, 2021 and 2020, and for the year ended December 31, 2021, included throughout the Plan's financial statements and supplemental schedule, that was prepared by or derived from information provided by Fidelity Management Trust Company (the Trustee or Fidelity) and furnished to the Plan Administrator. The Plan Administrator has obtained certifications from the Trustee that information provided to the Plan Administrator by the Trustee related to the following assets is complete and accurate. Accordingly, as permitted by 29 CFR 2520.103-8 of the DOL's Rules and Regulations for Reporting and Disclosure under ERISA, the Plan Administrator instructed the Plan's independent auditors not to perform any auditing procedures with respect to information which appears throughout the financial statements and supplemental schedule related to the following assets:

	December 31,	
	2021	2020
Investments at fair value:		
Mutual funds	$ 212,161,892	$ 183,486,025
Common collective trust	15,494,412	17,144,975
Total investments	$ 227,656,304	$ 200,631,000
Notes receivable from participants	$ 2,758,576	$ 3,136,608

Fidelity also certified the completeness and accuracy of $16,667,037 of net appreciation in fair value of investments, $15,113,816 of interest and dividend income, and $161,199 of interest income on notes receivable from participants for the year ended December 31, 2021.

Note 4. Fair Value Measurements

Accounting Standards Codification (ASC) 820, Fair Value Measurements and Disclosures, provides a framework for measuring fair value. That framework establishes a fair value hierarchy that prioritizes the inputs to valuation techniques used to measure fair value. The hierarchy gives the highest priority to

unadjusted quoted prices in active markets for identical assets or liabilities (Level 1) and the lowest priority to unobservable inputs (Level 3). The three levels of the fair value hierarchy, under ASC 820, are described as follows:

Level 1: Inputs to the valuation methodology are unadjusted quoted prices for identical assets or liabilities in active markets that the Plan has the ability to access.

Level 2: Inputs to the valuation methodology include:

- Quoted prices for similar assets or liabilities in active markets
- Quoted prices for identical or similar assets or liabilities in inactive markets
- Inputs other than quoted prices that are observable for the asset or liability
- Inputs that are derived principally from or corroborated by observable market data by correlation or other means

If the asset or liability has a specified (contractual) term, the Level 2 input must be observable for substantially the full term of the asset or liability.

Level 3: Inputs to the valuation methodology are unobservable and significant to the fair value measurement.

The asset's or liability's fair value measurement level within the fair value hierarchy is based on the lowest level of any input that is significant to the fair value measurement. Valuation techniques maximize the use of relevant observable inputs and minimize the use of unobservable inputs.

Following is a description of the valuation methodologies used for assets measured at fair value. There have been no changes in the methodologies used at December 31, 2021 and 2020.

Mutual funds: Valued at daily closing price as reported by the fund. Mutual funds held by the Plan are open-end mutual funds that are registered with the Securities and Exchange Commission. These funds are required to publish their daily net asset value (NAV) and to transact at that price. The mutual funds held by the Plan are deemed to be actively traded.

Common collective trust fund: Valued based on the NAV of units of the common collective trust. The NAV, as provided by the trustee, is used as a practical expedient to estimating fair value. The NAV is based upon the fair value of the underlying investments comprising the trust less its liabilities. This practical expedient is not used when it is determined to be probable that the fund will sell the investment for an amount different than the reported NAV.

The methods described above may produce a fair value calculation that may not be indicative of net realizable value or reflective of future fair values. Furthermore, while the Plan believes its valuation methods are appropriate and consistent with other market participants, the use of different methodologies or assumptions to determine the fair value of certain financial instruments could result in a different fair value measurement at the reporting date.

The following tables set forth by level, within the fair value hierarchy, the Plan's investments at fair value as of December 31, 2021 and 2020:

	Investments at Fair Value as of December 31, 2021			
	Level 1	Level 2	Level 3	Total
Mutual funds	$ 212,161,892	$ —	$ —	$ 212,161,892
Investment at NAV (a)				15,494,412
				$ 227,656,304

	Investments at Fair Value as of December 31, 2020			
	Level 1	Level 2	Level 3	Total
Mutual funds	$ 183,486,025	$ —	$ —	$ 183,486,025
Investment at NAV (a)				17,144,975
				$ 200,631,000

(a) In accordance with Subtopic 820-10, certain investments that were measured at NAV per share (or its equivalent) have not been classified in the fair value hierarchy. The fair value amounts presented in this table are intended to permit reconciliation of the fair value to the line items in the statements of net assets available for benefits.

The Plan has an investment in a common collective trust fund whose fair value is estimated using NAV per share (or its equivalent). The following table sets forth additional disclosure on this investment as of December 31, 2021 and 2020:

Investment	Fair Value December 31, 2021	Fair Value December 31, 2020	Unfunded Commitment	Redemption Frequency	Redemption Notice Period
Common collective trust fund:					
Fidelity Mgd Income Portfolio Fund	$ 15,494,412	$ 17,144,975	$ —	Daily	None

Note 5. Parties-in-Interest Transactions

Certain Plan investments are shares of mutual funds and common collective trust funds managed by Fidelity, who serves as the Plan's trustee, and therefore, transactions relating to these mutual funds and common collective trust funds qualify as parties-in-interest transactions. Fees incurred by the Plan for the investment management services are included in net appreciation in fair value of the investment. In addition to these transactions, Participant loans are also considered to be party-in-interest transactions.

Note 6. Reconciliation of Financial Statements to Form 5500

The following is a reconciliation of the net assets available for benefits per the financial statements to Form 5500 as of December 31, 2021 and 2020:

	2021	2020
Net assets available for benefits per the financial statements	$ 230,414,880	$ 203,767,608
Differences in:		
Deemed distributions not in default	(82,108)	(76,827)
Net assets available for benefits per Form 5500	$ 230,332,772	$ 203,690,781

The following is a reconciliation of changes in net assets available for benefits per the financial statement to Form 5500 for the year ended December 31, 2021:

Net increase in net assets per the financial statements	$ 26,647,272
Increase in deemed distributions not in default	(5,281)
Total increase in net assets per Form 5500	$ 26,641,991

Note 7. Subsequent Events

The Plan has evaluated events through October 6, 2022 the date the financial statements were available to be issued and determined that there were no material events that would require adjustment to, or disclosure in, in the Plan's financial statements.

Tronox Incorporated Savings Investment Plan

Form 5500, Schedule H, part IV, line 4(i) - schedule of assets (held at end of year)
December 31, 2021

Employer Identification Number: 20-2868245
Plan Number: 001

(a)	(b) Identity of Issuer, Borrower, Lessor, or Similar Party	(c) Description of Investment Including Maturity Date, Rate of Interest, Collateral, Par, Maturity Value	(d) Cost**	(e) Current Value
		Mutual funds:		
	Blackrock	BLKRK MD CP GR EQ K (223,951 Shares)		$ 10,774,268
	ClearBridge	CBA SM CAP GR IS (217,193 Shares)		11,343,972
	Dodge & Cox	DODGE & COX INTL STK (144,992 Shares)		6,714,808
*	Fidelity	FID INTL INDEX (77,899 Shares)		3,839,622
*	Fidelity	FID 500 INDEX (145,898 Shares)		24,119,925
*	Fidelity	FID BALANCED K (1,322,690 Shares)		40,170,096
*	Fidelity	FID GROWTH CO K (1,476,798 Shares)		54,050,814
*	Fidelity	FID TREAS MM (124,548 Shares)		124,548
*	Fidelity	FID EXTD MKT IDK (17,828 Shares)		1,554,739
	Franklin	FKLN SM CAP VAL ADV (72,111 Shares)		4,408,888
	John Hancock	JH DSCPL VAL MDCP I (332,882 Shares)		9,214,170
	JP Morgan	JPM SR Blend Inc R5 (38,859 Shares)		741,050
	JP Morgan	JPM SR Blend 2025 R5 (228,117 Shares)		5,486,205
	JP Morgan	JPM SR Blend 2035 R5 (88,848 Shares)		2,550,814
	JP Morgan	JPM SR Blend 2045 R5 (51,899 Shares)		1,617,686
	JP Morgan	JPM SR Blend 2055 R5 (35,155 Shares)		1,084,517
	JP Morgan	JPM SR BLEND 2020 R5 (83,186 Shares)		1,771,860
	JP Morgan	JPM SR BLEND 2030 R5 (161,837 Shares)		4,264,404
	JP Morgan	JPM SR BLEND 2040 R5 (103,535 Shares)		3,116,398
	JP Morgan	JPM SR BLEND 2050 R5 (59,100 Shares)		1,838,002
	Prudential	PGIM TOTAL RTN BD R6 (903,338 Shares)		13,089,365
	Putnam	PUTN LG CAP VAL R6 (330,094 Shares)		10,285,741
		Total mutual funds		212,161,892
		Common collective trust:		
*	Fidelity	Fidelity Managed Income Portfolio Fund (16,564,804 shares)		15,494,412
*	Plan Participants	Notes receivable from participants (interest rate of 4.25% - 6.50%, maturity 1-5 years)		2,676,468
		Total assets (held at end of year)		$230,332,772

* Designates party-in-interest.

** All investments are participant directed; therefore, cost information has not been presented.

The above information has been certified by Fidelity Management Trust Company, the Trustee, as complete and accurate.

Tronox Incorporated Savings Investment Plan

Form 5500, Schedule H, Part IV, line 4(a) - schedule of delinquent participant contributions
December 31, 2021

Employer Identification Number: 20-2868245
Plan Number: 001

Check here if late Participant Loan Repayments are included	Total that Constitute Nonexempt Prohibited Transactions			Total fully corrected under VFCP and PTE 2002-51
	Contributions Not Corrected (1)	Contributions Corrected Outside VFCP	Contributions Pending Correction in VFCP	
	$1,352	$—	$—	$—

Tronox Incorporated Savings Investment Plan

Financial Report
December 31, 2021



CPAs | CONSULTANTS | WEALTH ADVISORS

CLAconnect.com

Contents

Independent auditor's report	1
Financial statements	
Statements of net assets available for benefits	5
Statement of changes in net assets available for benefits	6
Notes to financial statements	7
Supplementary information	
Form 5500, Schedule H, part IV, line 4(i) - schedule of assets (held at end of year)	14
Form 5500, Schedule H, part IV, line 4(a) - schedule of delinquent participant contributions	15

CliftonLarsonAllen LLP
CLAconnect.com

INDEPENDENT AUDITORS' REPORT

Tronox Incorporated Benefits Committee
Tronox Incorporated Savings Investment Plan
Stamford, Connecticut

Report on the Audit of the Financial Statements

Scope and Nature of the ERISA Section 103(a)(3)(C) Audit for the 2021 Financial Statements

We have performed an audit of the accompanying financial statements of Tronox Incorporated Savings Investment Plan, an employee benefit plan subject to the Employee Retirement Income Security Act of 1974 (ERISA), as permitted by ERISA Section 103(a)(3)(C) (ERISA Section 103(a)(3)(C) audit). The financial statements comprise the statement of net assets available for benefits as of December 31, 2021, and the related statement of changes in net assets available for benefits for the year then ended, and the related notes to the financial statements.

Management, having determined it is permissible in the circumstances, has elected to have the audit of the 2021 financial statements performed in accordance with ERISA Section 103(a)(3)(C) pursuant to 29 CFR 2520.103-8 of the Department of Labor's Rules and Regulations for Reporting and Disclosure under ERISA. As permitted by ERISA Section 103(a)(3)(C), our audit need not extend to any statements or information related to assets held for investment of the plan (investment information) by a bank or similar institution or insurance carrier that is regulated, supervised, and subject to periodic examination by a state or federal agency, provided that the statements or information regarding assets so held are prepared and certified to by the bank or similar institution or insurance carrier in accordance with 29 CFR 2520.103-5 of the Department of Labor's Rules and Regulations for Reporting and Disclosure under ERISA (qualified institution).

Management has obtained a certification from a qualified institution as of and for the year ended December 31, 2021, stating that the certified investment information, as described in Note 3 to the financial statements, is complete and accurate.

Opinion on the 2021 Financial Statements

In our opinion, based on our audit and on the procedures performed as described in the Auditors' Responsibilities for the Audit of the 2021 Financial Statements section

- the amounts and disclosures in the 2021 financial statements referred to above, other than those agreed to or derived from the certified investment information, are presented fairly, in all material respects, in accordance with accounting principles generally accepted in the United States of America.

- the information in the 2021 financial statements referred to above related to assets held by and certified to by a qualified institution agrees to, or is derived from, in all material respects, the information prepared and certified by an institution that management determined meets the requirements of ERISA Section 103(a)(3)(C).

CLA (CliftonLarsonAllen LLP) is an independent network member of CLA Global. See CLAglobal.com/disclaimer.

Basis for Opinion on the 2021 Financial Statements

We conducted our audit in accordance with auditing standards generally accepted in the United States of America (GAAS). Our responsibilities under those standards are further described in the Auditors' Responsibilities for the Audit of the 2021 Financial Statements section of our report. We are required to be independent of Tronox Incorporated Savings Investment Plan and to meet our other ethical responsibilities in accordance with the relevant ethical requirements relating to our audit. We believe that the audit evidence we have obtained is sufficient and appropriate to provide a basis for our ERISA Section 103(a)(3)(C) audit opinion.

Responsibilities of Management for the 2021 Financial Statements

Management is responsible for the preparation and fair presentation of the financial statements in accordance with accounting principles generally accepted in the United States of America, and for the design, implementation, and maintenance of internal control relevant to the preparation and fair presentation of financial statements that are free from material misstatement, whether due to fraud or error. Management's election of the ERISA Section 103(a)(3)(C) audit does not affect management's responsibility for the financial statements.

In preparing the financial statements, management is required to evaluate whether there are conditions or events, considered in the aggregate, that raise substantial doubt about Tronox Incorporated Savings Investment Plan's ability to continue as a going concern for one year after the date that the financial statements were available to be issued.

Management is also responsible for maintaining a current plan instrument, including all plan amendments, administering the plan, and determining that the plan's transactions that are presented and disclosed in the financial statements are in conformity with the plan's provisions, including maintaining sufficient records with respect to each of the participants, to determine the benefits due or which may become due to such participants.

Auditors' Responsibilities for the Audit of the 2021 Financial Statements

Except as described in the Scope and Nature of the ERISA Section 103(a)(3)(C) Audit of the 2021 Financial Statements section of our report, our objectives are to obtain reasonable assurance about whether the financial statements as a whole are free from material misstatement, whether due to fraud or error, and to issue an auditors' report that includes our opinion. Reasonable assurance is a high level of assurance but is not absolute assurance and therefore is not a guarantee that an audit conducted in accordance with GAAS will always detect a material misstatement when it exists. The risk of not detecting a material misstatement resulting from fraud is higher than for one resulting from error, as fraud may involve collusion, forgery, intentional omissions, misrepresentations, or the override of internal control. Misstatements are considered material if there is a substantial likelihood that, individually or in the aggregate, they would influence the judgment made by a reasonable user based on the financial statements.

In performing an audit in accordance with GAAS, we:

- Exercise professional judgment and maintain professional skepticism throughout the audit.

- Identify and assess the risks of material misstatement of the financial statements, whether due to fraud or error, and design and perform audit procedures responsive to those risks. Such procedures include examining, on a test basis, evidence regarding the amounts and disclosures in the financial statements.

- Obtain an understanding of internal control relevant to the audit in order to design audit procedures that are appropriate in the circumstances, but not for the purpose of expressing an opinion on the effectiveness of Tronox Incorporated Savings Investment Plan's internal control. Accordingly, no such opinion is expressed.

- Evaluate the appropriateness of accounting policies used and the reasonableness of significant accounting estimates made by management, as well as evaluate the overall presentation of the financial statements.

- Conclude whether, in our judgment, there are conditions or events, considered in the aggregate, that raise substantial doubt about Tronox Incorporated Savings Investment Plan's ability to continue as a going concern for a reasonable period of time.

Our audit did not extend to the certified investment information, except for obtaining and reading the certification, comparing the certified investment information with the related information presented and disclosed in the 2021 financial statements, and reading the disclosures relating to the certified investment information to assess whether they are in accordance with the presentation and disclosure requirements of accounting principles generally accepted in the United States of America.

Accordingly, the objective of an ERISA Section 103(a)(3)(C) audit is not to express an opinion about whether the financial statements as a whole are presented fairly, in all material respects, in accordance with accounting principles generally accepted in the United States of America.

We are required to communicate with those charged with governance regarding, among other matters, the planned scope and timing of the audit, significant audit findings, and certain internal control related matters that we identified during the audit.

Other Matters

2021 Supplemental Schedules Required by ERISA

The supplemental schedules of assets (held at end of year) and schedule of delinquent contributions as of and for the year ended December 31, 2021 are presented for purpose of additional analysis and are not a required part of the financial statements but are supplementary information required by the Department of Labor's Rules and Regulations for Reporting and Disclosure under ERISA. Such information is the responsibility of management and was derived from and relates directly to the underlying accounting and other records used to prepare the financial statements. The information included in the supplemental schedules, other than that agreed to or derived from the certified investment information, has been subjected to auditing procedures applied in the audit of the financial statements and certain additional procedures, including comparing and reconciling such information directly to the underlying accounting and other records used to prepare the financial statements or to the financial statements themselves, and other additional procedures in accordance with GAAS. For information included in the supplemental schedules that agreed to or is derived from the certified investment information, we compared such information to the related certified investment information.

In forming our opinion on the supplemental schedules, we evaluated whether the supplemental schedules, other than the information agreed to or derived from the certified investment information, including its form and content, are presented in conformity with the Department of Labor's Rules and Regulations for Reporting and Disclosure under ERISA.

In our opinion

- the form and content of the supplemental schedules, other than the information in the supplemental schedules that agreed to or is derived from the certified investment information, are presented, in all material respects, in conformity with the Department of Labor's Rules and Regulations for Reporting and Disclosure under ERISA.

- the information in the supplemental schedules related to assets held by and certified to by a qualified institution agrees to, or is derived from, in all material respects, the information prepared and certified by an institution that management determined meets the requirements of ERISA Section 103(a)(3)(C).

Auditors' Report on the 2020 Financial Statements

The 2020 financial statements of Tronox Incorporated Savings Investment Plan, were audited by predecessor auditors. As permitted by 29 CFR 2520.103-8 of the Department of Labor's Rules and Regulations for Reporting and Disclosure under ERISA, the plan administrator instructed the predecessor auditors not to perform and they did not perform any auditing procedures with respect to the information certified by a qualified institution. Their report, dated October 6, 2021, indicated that (*a*) because of the significance of the information that they did not audit, they were not able to obtain sufficient appropriate audit evidence to provide a basis for an audit opinion and accordingly, they did not express an opinion on the 2020 financial statements, and (*b*) the form and content of the information included in the 2020 financial statements other than that derived from the certified information were presented in compliance with the Department of Labor's Rules and Regulations for Reporting and Disclosure under ERISA.



CliftonLarsonAllen LLP

Baltimore, Maryland
October 6, 2022

Tronox Incorporated Savings Investment Plan

Statements of Net Assets Available for Benefits
December 31, 2021 and 2020

	2021	2020
Assets		
Investments:		
Investments at fair value (Notes 3 and 4)	**$ 227,656,304**	$ 200,631,000
Receivables:		
Notes receivable from participants (Note 3)	**2,758,576**	3,136,608
Net assets available for benefits	**$230,414,880**	$ 203,767,608

See notes to financial statements.

Tronox Incorporated Savings Investment Plan

Statement of Changes in Net Assets Available for Benefits
Year Ended December 31, 2021

Additions:	
Investment income (Note 3):	
Interest and dividend income	$ 15,113,816
Net appreciation in fair value of investments	16,667,037
Total investment income	31,780,853
Interest income on notes receivable from participants (Note 3)	161,199
Contributions:	
Participants' contributions	7,326,070
Employer matching contributions	4,695,773
Employer profit sharing contributions	4,805,939
Rollover contributions	279,046
Total contributions	17,106,828
Total additions	49,048,880
Deductions:	
Benefits paid to participants	22,328,095
Administrative Expenses	73,513
Total deductions	22,401,608
Net increase in net assets available for benefits	26,647,272
Net assets available for benefits:	
Beginning	203,767,608
Ending	$230,414,880

See notes to financial statements.

Note 1. Description of Plan

The following description of the Tronox Incorporated Savings Investment Plan (the Plan) provides only general information. Participants should refer to the Plan agreement for a more complete description of all the Plan's provisions. The Plan is administered by the Tronox Incorporated Benefits Committee (the Committee or Plan Administrator).

General: The Plan was formed on March 30, 2006, as a defined contribution plan covering all eligible employees of Tronox Incorporated (the Company), as defined in the Plan agreement. The Plan has been restated throughout the years to comply with tax legislation and was most recently restated effective January 1, 2014. Effective January 1, 2020, the Plan was amended to include employees of Cristal Metals LLC. The purpose of the Plan is to encourage and assist employees in accumulating retirement savings. The Plan is subject to the provisions of the Department of Labor's (DOL) Rules and Regulations under the Employee Retirement Income Security Act of 1974 (ERISA). Certain provisions of the Plan are different for employees represented by a collective bargaining unit; however, the Company has no such employees that would otherwise be eligible.

Eligibility: A Participant must be employed in an eligible position. All employees are employed in an eligible position except for temporary employees, independent contractors, leased employers, and employees who work outside the US. An employee becomes an active participant immediately.

CARES Act: During 2020, the Plan implemented the following CARES Act provisions:

- Special coronavirus distributions up to $100,000 were permitted beginning on or after January 1, 2020 and before December 31, 2020.
- The available loan amount increased to the lesser of $100,000 or 100% of the participant's vested account balance.
- The loan repayments period was extended, if applicable, up to one year.
- Waiver of the 2020 required minimum distributions.

Contributions: Participants may make voluntary contributions to the Plan, not to exceed 85% of their total annual compensation. Contributions are subject to annual limitations imposed ($19,500 for 2021), pursuant to section 401(k) of the Internal Revenue Code (IRC). Post-tax Roth deferrals are permitted under the Plan. Effective April 1, 2020 the plan was amended to include an automatic enrollment of eligible participants. Upon meeting eligibility requirements, the Company will automatically withhold 6% of the participant's compensation as a pre-tax contribution.

Plan participants age 50 and older were eligible to make a catch-up contribution of an additional $6,500 to the Plan during the year ended December 31, 2021. The participants eligible to make the catch-up contributions may do so only after making the total elective deferral contributions allowed by the Internal Revenue Service (IRS). Rollover contributions from other qualified plans are allowed, and are always 100% vested.

Contributions by employees in excess of amounts allowable under the IRC are considered to be contributions to the Plan's after-tax savings program. The maximum contributions allowed to each program may be limited for highly compensated employees, depending upon the balance of contributions at all levels.

For 2021, the Company made safe harbor matching contributions to active participants' accounts equal to 100% of the first 6% of eligible compensation the participant deferred to the Plan each month (or at such other time as the Committee may determine, but not less than annually). Each active participant was

entitled to receive matching contributions if he or she performed at least one hour of service during the respective month and had submitted a salary reduction agreement.

Employer profit sharing contributions are defined as discretionary employer contributions contributed to the Plan. As of the last business day of each calendar month, (or at such other time as the Committee may determine, but not less than annually), the Company may make a discretionary profit sharing contribution to the Plan, which shall be allocated to each active participant who performs at least one hour of service during the respective month.

The total of each Participant's deferrals, Roth contributions and post-tax program contributions, plus respective Company safe harbor matching and profit sharing contributions, are subject to an annual overall limit under the IRC.

Participant accounts and investment options: Participants may direct their contributions and Company contributions to a selection of several investment options offered by the Plan.

Each participant's account is credited with the participant's contribution, employer matching and profit sharing contributions, and Plan earnings or losses. Participant accounts are charged with an allocation of administrative expenses that are paid by the Plan. Allocations are based on participant earnings, account balances, or specific participant transactions, as defined. The benefit to which a participant is entitled is the benefit that can be provided from the participant's vested account.

Vesting: All participants are immediately vested in their voluntary contributions plus actual earnings or losses thereon and rollover contributions from other qualified plans.

Company matching contributions are immediately vested at 100%.

Participants entering the Plan after December 31, 2011 shall not be vested in Company profit-sharing contributions until they have completed three years of service, at which time they will be 100% vested.

Payments of benefits: On termination of service, a participant may elect to receive either a lump-sum amount equal to the value of his or her vested account balance, or may elect a partial distribution from their account once each year. The Plan allows for in-service distributions if a participant reached age 59 1/2 and hardship distributions subject to Plan provisions. If a participant's account balance does not exceed $5,000 the plan administrator will authorize the benefit payment without the participant's consent.

Notes receivable from participants: Participants may borrow from their fund accounts a minimum of $1,000 up to a maximum equal to the lesser of $50,000 or 50% of their vested account balance. Loan terms may not extend past five years for a general purpose loan or 10 years for a residential loan. The loans are secured by the balance in the participant's account and bear interest at the prime rate stated in the *Wall Street Journal* on the Thursday before the 15th day of March, June, September and December, plus 1%. Principal and interest are paid ratably through payroll deductions. Delinquent participant loans remain as Plan assets until they meet certain default criteria as specified in the terms of the Plan document.

Administration: The Committee has overall responsibility for the Plan. This includes the power to interpret the provisions of the Plan and to determine questions concerning eligibility, participation and benefits and such other powers and duties as are necessary to the operation and administration of the Plan.

Forfeited accounts: Forfeited nonvested accounts are used to either reduce employer contributions or pay administrative expenses of the Plan. During 2021, there was approximately $347,511 and $0 forfeitures used to offset employer contributions and pay administrative expenses, respectively. As of December 31, 2021 and 2020, there was approximately $174,868 and $189,471, respectively, of unused forfeitures.

Plan termination: Although it has not expressed any intent to do so, the Company has the right under the Plan to change Plan provisions or terminate the Plan subject to the provisions of ERISA. In the event of Plan termination, participants will become 100% vested in their accounts.

Note 2. Summary of Significant Accounting Policies

Basis of accounting: The financial statements of the Plan are prepared using the accrual method of accounting.

Investment valuation and income recognition: The Plan's investments are reported at fair value. Fair value is the price that would be received to sell an asset or paid to transfer a liability in an ordinary transaction between market participants at the measurement date. See Note 4 for discussion of fair value measurements.

Purchases and sales of securities are recorded on a trade-date basis. Interest income is recorded on the accrual basis. Dividends are recorded on the ex-dividend date. Net appreciation includes the Plan's gains and losses on investments bought and sold, as well as held, during the year.

Notes receivable from participants: Notes receivable from participants are measured at their unpaid principal balance, plus any accrued but unpaid interest. Interest income is recorded on the accrual basis. Related fees are recorded as administrative expenses and are expensed when they are incurred. If a participant ceases to make loan repayments and the Plan Administrator deems the participant loan to be in default, the participant loan balance is reduced, and a benefit payment is recorded, based upon the terms of the Plan agreement.

Use of estimates: The preparation of the Plan's financial statements in conformity with accounting principles generally accepted in the United States of America (GAAP) requires the Plan's management to make estimates and assumptions that affect certain reported amounts of assets and liabilities and changes therein, and disclosure of contingent assets and liabilities. Actual results could differ from those estimates.

Risks and uncertainties: The Plan provides for various investment options. Investment securities are exposed to various risks, such as interest rate, market volatility and credit risks. Due to the level of risk associated with certain investment securities and the level of uncertainty related to changes in the value of investment securities, it is possible that changes in risks in the near term could materially affect participants' account balances and the amounts reported in the statements of net assets available for benefits and the statement of changes in net assets available for benefits.

Payment of benefits: Benefits are recorded when paid.

Administrative expenses: Certain expenses of maintaining the Plan are paid directly by the Company and are excluded from these financial statements. Fees related to the administration of notes receivable from participants are charged directly to the participant's account and are included in administrative expenses. Investment related expenses are included in net appreciation of fair value of investments. In

January 2015, the plan entered into a revenue credit arrangement. In 2021, there were no revenue credits earned, but the Plan paid expenses totaling $60,090 out of the revenue credit account. As of December 31, 2021 and 2020, the revenue credit account balance totaled $124,548 and $184,615, respectively.

Income tax status: The Plan obtained a determination letter on September 20, 2013, in which the IRS states the Plan, as then designed, was in compliance with the applicable requirements of the IRC. The Plan Administrator believes that the Plan was designed and operated in compliance with the applicable requirements of the IRC. Therefore, no provision for income taxes has been included in the Plan's financial statements.

GAAP requires Plan management to evaluate tax positions taken by the Plan. Management evaluated the Plan's tax positions and concluded that the Plan had maintained its tax-exempt status and had taken no uncertain tax positions that require recognition or disclosure in the financial statements.

Note 3. Information Certified and Provided by Fidelity Management Trust Company

The following is a summary of the Plan's asset information as of December 31, 2021 and 2020, and for the year ended December 31, 2021, included throughout the Plan's financial statements and supplemental schedule, that was prepared by or derived from information provided by Fidelity Management Trust Company (the Trustee or Fidelity) and furnished to the Plan Administrator. The Plan Administrator has obtained certifications from the Trustee that information provided to the Plan Administrator by the Trustee related to the following assets is complete and accurate. Accordingly, as permitted by 29 CFR 2520.103-8 of the DOL's Rules and Regulations for Reporting and Disclosure under ERISA, the Plan Administrator instructed the Plan's independent auditors not to perform any auditing procedures with respect to information which appears throughout the financial statements and supplemental schedule related to the following assets:

	December 31,	
	2021	2020
Investments at fair value:		
Mutual funds	$ 212,161,892	$ 183,486,025
Common collective trust	15,494,412	17,144,975
Total investments	$ 227,656,304	$ 200,631,000
Notes receivable from participants	$ 2,758,576	$ 3,136,608

Fidelity also certified the completeness and accuracy of $16,667,037 of net appreciation in fair value of investments, $15,113,816 of interest and dividend income, and $161,199 of interest income on notes receivable from participants for the year ended December 31, 2021.

Note 4. Fair Value Measurements

Accounting Standards Codification (ASC) 820, Fair Value Measurements and Disclosures, provides a framework for measuring fair value. That framework establishes a fair value hierarchy that prioritizes the inputs to valuation techniques used to measure fair value. The hierarchy gives the highest priority to

unadjusted quoted prices in active markets for identical assets or liabilities (Level 1) and the lowest priority to unobservable inputs (Level 3). The three levels of the fair value hierarchy, under ASC 820, are described as follows:

Level 1: Inputs to the valuation methodology are unadjusted quoted prices for identical assets or liabilities in active markets that the Plan has the ability to access.

Level 2: Inputs to the valuation methodology include:

- Quoted prices for similar assets or liabilities in active markets
- Quoted prices for identical or similar assets or liabilities in inactive markets
- Inputs other than quoted prices that are observable for the asset or liability
- Inputs that are derived principally from or corroborated by observable market data by correlation or other means

If the asset or liability has a specified (contractual) term, the Level 2 input must be observable for substantially the full term of the asset or liability.

Level 3: Inputs to the valuation methodology are unobservable and significant to the fair value measurement.

The asset's or liability's fair value measurement level within the fair value hierarchy is based on the lowest level of any input that is significant to the fair value measurement. Valuation techniques maximize the use of relevant observable inputs and minimize the use of unobservable inputs.

Following is a description of the valuation methodologies used for assets measured at fair value. There have been no changes in the methodologies used at December 31, 2021 and 2020.

Mutual funds: Valued at daily closing price as reported by the fund. Mutual funds held by the Plan are open-end mutual funds that are registered with the Securities and Exchange Commission. These funds are required to publish their daily net asset value (NAV) and to transact at that price. The mutual funds held by the Plan are deemed to be actively traded.

Common collective trust fund: Valued based on the NAV of units of the common collective trust. The NAV, as provided by the trustee, is used as a practical expedient to estimating fair value. The NAV is based upon the fair value of the underlying investments comprising the trust less its liabilities. This practical expedient is not used when it is determined to be probable that the fund will sell the investment for an amount different than the reported NAV.

The methods described above may produce a fair value calculation that may not be indicative of net realizable value or reflective of future fair values. Furthermore, while the Plan believes its valuation methods are appropriate and consistent with other market participants, the use of different methodologies or assumptions to determine the fair value of certain financial instruments could result in a different fair value measurement at the reporting date.

The following tables set forth by level, within the fair value hierarchy, the Plan's investments at fair value as of December 31, 2021 and 2020:

	Investments at Fair Value as of December 31, 2021			
	Level 1	Level 2	Level 3	Total
Mutual funds	$ 212,161,892	$ —	$ —	$ 212,161,892
Investment at NAV (a)				15,494,412
				$ 227,656,304

	Investments at Fair Value as of December 31, 2020			
	Level 1	Level 2	Level 3	Total
Mutual funds	$ 183,486,025	$ —	$ —	$ 183,486,025
Investment at NAV (a)				17,144,975
				$ 200,631,000

(a) In accordance with Subtopic 820-10, certain investments that were measured at NAV per share (or its equivalent) have not been classified in the fair value hierarchy. The fair value amounts presented in this table are intended to permit reconciliation of the fair value to the line items in the statements of net assets available for benefits.

The Plan has an investment in a common collective trust fund whose fair value is estimated using NAV per share (or its equivalent). The following table sets forth additional disclosure on this investment as of December 31, 2021 and 2020:

Investment	Fair Value December 31, 2021	Fair Value December 31, 2020	Unfunded Commitment	Redemption Frequency	Redemption Notice Period
Common collective trust fund:					
Fidelity Mgd Income Portfolio Fund	$ 15,494,412	$ 17,144,975	$ —	Daily	None

Note 5. Parties-in-Interest Transactions

Certain Plan investments are shares of mutual funds and common collective trust funds managed by Fidelity, who serves as the Plan's trustee, and therefore, transactions relating to these mutual funds and common collective trust funds qualify as parties-in-interest transactions. Fees incurred by the Plan for the investment management services are included in net appreciation in fair value of the investment. In addition to these transactions, Participant loans are also considered to be party-in-interest transactions.

Note 6. Reconciliation of Financial Statements to Form 5500

The following is a reconciliation of the net assets available for benefits per the financial statements to Form 5500 as of December 31, 2021 and 2020:

	2021	2020
Net assets available for benefits per the financial statements	$ 230,414,880	$ 203,767,608
Differences in:		
Deemed distributions not in default	(82,108)	(76,827)
Net assets available for benefits per Form 5500	$ 230,332,772	$ 203,690,781

The following is a reconciliation of changes in net assets available for benefits per the financial statement to Form 5500 for the year ended December 31, 2021:

Net increase in net assets per the financial statements	$ 26,647,272
Increase in deemed distributions not in default	(5,281)
Total increase in net assets per Form 5500	$ 26,641,991

Note 7. Subsequent Events

The Plan has evaluated events through October 6, 2022 the date the financial statements were available to be issued and determined that there were no material events that would require adjustment to, or disclosure in, in the Plan's financial statements.

Tronox Incorporated Savings Investment Plan

Form 5500, Schedule H, part IV, line 4(i) - schedule of assets (held at end of year)
December 31, 2021

Employer Identification Number: 20-2868245
Plan Number: 001

(a)	(b) Identity of Issuer, Borrower, Lessor, or Similar Party	(c) Description of Investment Including Maturity Date, Rate of Interest, Collateral, Par, Maturity Value	(d) Cost**	(e) Current Value
		Mutual funds:		
	Blackrock	BLKRK MD CP GR EQ K (223,951 Shares)		$ 10,774,268
	ClearBridge	CBA SM CAP GR IS (217,193 Shares)		11,343,972
	Dodge & Cox	DODGE & COX INTL STK (144,992 Shares)		6,714,808
*	Fidelity	FID INTL INDEX (77,899 Shares)		3,839,622
*	Fidelity	FID 500 INDEX (145,898 Shares)		24,119,925
*	Fidelity	FID BALANCED K (1,322,690 Shares)		40,170,096
*	Fidelity	FID GROWTH CO K (1,476,798 Shares)		54,050,814
*	Fidelity	FID TREAS MM (124,548 Shares)		124,548
*	Fidelity	FID EXTD MKT IDK (17,828 Shares)		1,554,739
	Franklin	FKLN SM CAP VAL ADV (72,111 Shares)		4,408,888
	John Hancock	JH DSCPL VAL MDCP I (332,882 Shares)		9,214,170
	JP Morgan	JPM SR Blend Inc R5 (38,859 Shares)		741,050
	JP Morgan	JPM SR Blend 2025 R5 (228,117 Shares)		5,486,205
	JP Morgan	JPM SR Blend 2035 R5 (88,848 Shares)		2,550,814
	JP Morgan	JPM SR Blend 2045 R5 (51,899 Shares)		1,617,686
	JP Morgan	JPM SR Blend 2055 R5 (35,155 Shares)		1,084,517
	JP Morgan	JPM SR BLEND 2020 R5 (83,186 Shares)		1,771,860
	JP Morgan	JPM SR BLEND 2030 R5 (161,837 Shares)		4,264,404
	JP Morgan	JPM SR BLEND 2040 R5 (103,535 Shares)		3,116,398
	JP Morgan	JPM SR BLEND 2050 R5 (59,100 Shares)		1,838,002
	Prudential	PGIM TOTAL RTN BD R6 (903,338 Shares)		13,089,365
	Putnam	PUTN LG CAP VAL R6 (330,094 Shares)		10,285,741
		Total mutual funds		212,161,892
		Common collective trust:		
*	Fidelity	Fidelity Managed Income Portfolio Fund (16,564,804 shares)		15,494,412
*	Plan Participants	Notes receivable from participants (interest rate of 4.25% - 6.50%, maturity 1-5 years)		2,676,468
		Total assets (held at end of year)		$230,332,772

* Designates party-in-interest.

** All investments are participant directed; therefore, cost information has not been presented.

The above information has been certified by Fidelity Management Trust Company, the Trustee, as complete and accurate.

Tronox Incorporated Savings Investment Plan

Form 5500, Schedule H, Part IV, line 4(a) - schedule of delinquent participant contributions
December 31, 2021

Employer Identification Number: 20-2868245
Plan Number: 001

Check here if late Participant Loan Repayments are included	Total that Constitute Nonexempt Prohibited Transactions			Total fully corrected under VFCP and PTE 2002-51
	Contributions Not Corrected (1)	Contributions Corrected Outside VFCP	Contributions Pending Correction in VFCP	
	$1,352	$—	$—	$—

Tronox Incorporated Savings Investment Plan

Financial Report
December 31, 2021



CPAs | CONSULTANTS | WEALTH ADVISORS

CLAconnect.com

Contents

Independent auditor's report	1
Financial statements	
Statements of net assets available for benefits	5
Statement of changes in net assets available for benefits	6
Notes to financial statements	7
Supplementary information	
Form 5500, Schedule H, part IV, line 4(i) - schedule of assets (held at end of year)	14
Form 5500, Schedule H, part IV, line 4(a) - schedule of delinquent participant contributions	15

CliftonLarsonAllen LLP
CLAconnect.com

INDEPENDENT AUDITORS' REPORT

Tronox Incorporated Benefits Committee
Tronox Incorporated Savings Investment Plan
Stamford, Connecticut

Report on the Audit of the Financial Statements

Scope and Nature of the ERISA Section 103(a)(3)(C) Audit for the 2021 Financial Statements

We have performed an audit of the accompanying financial statements of Tronox Incorporated Savings Investment Plan, an employee benefit plan subject to the Employee Retirement Income Security Act of 1974 (ERISA), as permitted by ERISA Section 103(a)(3)(C) (ERISA Section 103(a)(3)(C) audit). The financial statements comprise the statement of net assets available for benefits as of December 31, 2021, and the related statement of changes in net assets available for benefits for the year then ended, and the related notes to the financial statements.

Management, having determined it is permissible in the circumstances, has elected to have the audit of the 2021 financial statements performed in accordance with ERISA Section 103(a)(3)(C) pursuant to 29 CFR 2520.103-8 of the Department of Labor's Rules and Regulations for Reporting and Disclosure under ERISA. As permitted by ERISA Section 103(a)(3)(C), our audit need not extend to any statements or information related to assets held for investment of the plan (investment information) by a bank or similar institution or insurance carrier that is regulated, supervised, and subject to periodic examination by a state or federal agency, provided that the statements or information regarding assets so held are prepared and certified to by the bank or similar institution or insurance carrier in accordance with 29 CFR 2520.103-5 of the Department of Labor's Rules and Regulations for Reporting and Disclosure under ERISA (qualified institution).

Management has obtained a certification from a qualified institution as of and for the year ended December 31, 2021, stating that the certified investment information, as described in Note 3 to the financial statements, is complete and accurate.

Opinion on the 2021 Financial Statements

In our opinion, based on our audit and on the procedures performed as described in the Auditors' Responsibilities for the Audit of the 2021 Financial Statements section

- the amounts and disclosures in the 2021 financial statements referred to above, other than those agreed to or derived from the certified investment information, are presented fairly, in all material respects, in accordance with accounting principles generally accepted in the United States of America.

- the information in the 2021 financial statements referred to above related to assets held by and certified to by a qualified institution agrees to, or is derived from, in all material respects, the information prepared and certified by an institution that management determined meets the requirements of ERISA Section 103(a)(3)(C).

CLA (CliftonLarsonAllen LLP) is an independent network member of CLA Global. See CLAglobal.com/disclaimer.

Basis for Opinion on the 2021 Financial Statements

We conducted our audit in accordance with auditing standards generally accepted in the United States of America (GAAS). Our responsibilities under those standards are further described in the Auditors' Responsibilities for the Audit of the 2021 Financial Statements section of our report. We are required to be independent of Tronox Incorporated Savings Investment Plan and to meet our other ethical responsibilities in accordance with the relevant ethical requirements relating to our audit. We believe that the audit evidence we have obtained is sufficient and appropriate to provide a basis for our ERISA Section 103(a)(3)(C) audit opinion.

Responsibilities of Management for the 2021 Financial Statements

Management is responsible for the preparation and fair presentation of the financial statements in accordance with accounting principles generally accepted in the United States of America, and for the design, implementation, and maintenance of internal control relevant to the preparation and fair presentation of financial statements that are free from material misstatement, whether due to fraud or error. Management's election of the ERISA Section 103(a)(3)(C) audit does not affect management's responsibility for the financial statements.

In preparing the financial statements, management is required to evaluate whether there are conditions or events, considered in the aggregate, that raise substantial doubt about Tronox Incorporated Savings Investment Plan's ability to continue as a going concern for one year after the date that the financial statements were available to be issued.

Management is also responsible for maintaining a current plan instrument, including all plan amendments, administering the plan, and determining that the plan's transactions that are presented and disclosed in the financial statements are in conformity with the plan's provisions, including maintaining sufficient records with respect to each of the participants, to determine the benefits due or which may become due to such participants.

Auditors' Responsibilities for the Audit of the 2021 Financial Statements

Except as described in the Scope and Nature of the ERISA Section 103(a)(3)(C) Audit of the 2021 Financial Statements section of our report, our objectives are to obtain reasonable assurance about whether the financial statements as a whole are free from material misstatement, whether due to fraud or error, and to issue an auditors' report that includes our opinion. Reasonable assurance is a high level of assurance but is not absolute assurance and therefore is not a guarantee that an audit conducted in accordance with GAAS will always detect a material misstatement when it exists. The risk of not detecting a material misstatement resulting from fraud is higher than for one resulting from error, as fraud may involve collusion, forgery, intentional omissions, misrepresentations, or the override of internal control. Misstatements are considered material if there is a substantial likelihood that, individually or in the aggregate, they would influence the judgment made by a reasonable user based on the financial statements.

In performing an audit in accordance with GAAS, we:

- Exercise professional judgment and maintain professional skepticism throughout the audit.

- Identify and assess the risks of material misstatement of the financial statements, whether due to fraud or error, and design and perform audit procedures responsive to those risks. Such procedures include examining, on a test basis, evidence regarding the amounts and disclosures in the financial statements.

- Obtain an understanding of internal control relevant to the audit in order to design audit procedures that are appropriate in the circumstances, but not for the purpose of expressing an opinion on the effectiveness of Tronox Incorporated Savings Investment Plan's internal control. Accordingly, no such opinion is expressed.

- Evaluate the appropriateness of accounting policies used and the reasonableness of significant accounting estimates made by management, as well as evaluate the overall presentation of the financial statements.

- Conclude whether, in our judgment, there are conditions or events, considered in the aggregate, that raise substantial doubt about Tronox Incorporated Savings Investment Plan's ability to continue as a going concern for a reasonable period of time.

Our audit did not extend to the certified investment information, except for obtaining and reading the certification, comparing the certified investment information with the related information presented and disclosed in the 2021 financial statements, and reading the disclosures relating to the certified investment information to assess whether they are in accordance with the presentation and disclosure requirements of accounting principles generally accepted in the United States of America.

Accordingly, the objective of an ERISA Section 103(a)(3)(C) audit is not to express an opinion about whether the financial statements as a whole are presented fairly, in all material respects, in accordance with accounting principles generally accepted in the United States of America.

We are required to communicate with those charged with governance regarding, among other matters, the planned scope and timing of the audit, significant audit findings, and certain internal control related matters that we identified during the audit.

Other Matters

2021 Supplemental Schedules Required by ERISA

The supplemental schedules of assets (held at end of year) and schedule of delinquent contributions as of and for the year ended December 31, 2021 are presented for purpose of additional analysis and are not a required part of the financial statements but are supplementary information required by the Department of Labor's Rules and Regulations for Reporting and Disclosure under ERISA. Such information is the responsibility of management and was derived from and relates directly to the underlying accounting and other records used to prepare the financial statements. The information included in the supplemental schedules, other than that agreed to or derived from the certified investment information, has been subjected to auditing procedures applied in the audit of the financial statements and certain additional procedures, including comparing and reconciling such information directly to the underlying accounting and other records used to prepare the financial statements or to the financial statements themselves, and other additional procedures in accordance with GAAS. For information included in the supplemental schedules that agreed to or is derived from the certified investment information, we compared such information to the related certified investment information.

In forming our opinion on the supplemental schedules, we evaluated whether the supplemental schedules, other than the information agreed to or derived from the certified investment information, including its form and content, are presented in conformity with the Department of Labor's Rules and Regulations for Reporting and Disclosure under ERISA.

In our opinion

- the form and content of the supplemental schedules, other than the information in the supplemental schedules that agreed to or is derived from the certified investment information, are presented, in all material respects, in conformity with the Department of Labor's Rules and Regulations for Reporting and Disclosure under ERISA.

- the information in the supplemental schedules related to assets held by and certified to by a qualified institution agrees to, or is derived from, in all material respects, the information prepared and certified by an institution that management determined meets the requirements of ERISA Section 103(a)(3)(C).

Auditors' Report on the 2020 Financial Statements

The 2020 financial statements of Tronox Incorporated Savings Investment Plan, were audited by predecessor auditors. As permitted by 29 CFR 2520.103-8 of the Department of Labor's Rules and Regulations for Reporting and Disclosure under ERISA, the plan administrator instructed the predecessor auditors not to perform and they did not perform any auditing procedures with respect to the information certified by a qualified institution. Their report, dated October 6, 2021, indicated that (*a*) because of the significance of the information that they did not audit, they were not able to obtain sufficient appropriate audit evidence to provide a basis for an audit opinion and accordingly, they did not express an opinion on the 2020 financial statements, and (*b*) the form and content of the information included in the 2020 financial statements other than that derived from the certified information were presented in compliance with the Department of Labor's Rules and Regulations for Reporting and Disclosure under ERISA.



CliftonLarsonAllen LLP

Baltimore, Maryland
October 6, 2022

Tronox Incorporated Savings Investment Plan

Statements of Net Assets Available for Benefits
December 31, 2021 and 2020

	2021	2020
Assets		
Investments:		
Investments at fair value (Notes 3 and 4)	**$ 227,656,304**	$ 200,631,000
Receivables:		
Notes receivable from participants (Note 3)	**2,758,576**	3,136,608
Net assets available for benefits	**$230,414,880**	$ 203,767,608

See notes to financial statements.

Tronox Incorporated Savings Investment Plan

Statement of Changes in Net Assets Available for Benefits
Year Ended December 31, 2021

Additions:	
Investment income (Note 3):	
Interest and dividend income	$ 15,113,816
Net appreciation in fair value of investments	16,667,037
Total investment income	31,780,853
Interest income on notes receivable from participants (Note 3)	161,199
Contributions:	
Participants' contributions	7,326,070
Employer matching contributions	4,695,773
Employer profit sharing contributions	4,805,939
Rollover contributions	279,046
Total contributions	17,106,828
Total additions	49,048,880
Deductions:	
Benefits paid to participants	22,328,095
Administrative Expenses	73,513
Total deductions	22,401,608
Net increase in net assets available for benefits	26,647,272
Net assets available for benefits:	
Beginning	203,767,608
Ending	$230,414,880

See notes to financial statements.

Note 1. Description of Plan

The following description of the Tronox Incorporated Savings Investment Plan (the Plan) provides only general information. Participants should refer to the Plan agreement for a more complete description of all the Plan's provisions. The Plan is administered by the Tronox Incorporated Benefits Committee (the Committee or Plan Administrator).

General: The Plan was formed on March 30, 2006, as a defined contribution plan covering all eligible employees of Tronox Incorporated (the Company), as defined in the Plan agreement. The Plan has been restated throughout the years to comply with tax legislation and was most recently restated effective January 1, 2014. Effective January 1, 2020, the Plan was amended to include employees of Cristal Metals LLC. The purpose of the Plan is to encourage and assist employees in accumulating retirement savings. The Plan is subject to the provisions of the Department of Labor's (DOL) Rules and Regulations under the Employee Retirement Income Security Act of 1974 (ERISA). Certain provisions of the Plan are different for employees represented by a collective bargaining unit; however, the Company has no such employees that would otherwise be eligible.

Eligibility: A Participant must be employed in an eligible position. All employees are employed in an eligible position except for temporary employees, independent contractors, leased employers, and employees who work outside the US. An employee becomes an active participant immediately.

CARES Act: During 2020, the Plan implemented the following CARES Act provisions:

- Special coronavirus distributions up to $100,000 were permitted beginning on or after January 1, 2020 and before December 31, 2020.
- The available loan amount increased to the lesser of $100,000 or 100% of the participant's vested account balance.
- The loan repayments period was extended, if applicable, up to one year.
- Waiver of the 2020 required minimum distributions.

Contributions: Participants may make voluntary contributions to the Plan, not to exceed 85% of their total annual compensation. Contributions are subject to annual limitations imposed ($19,500 for 2021), pursuant to section 401(k) of the Internal Revenue Code (IRC). Post-tax Roth deferrals are permitted under the Plan. Effective April 1, 2020 the plan was amended to include an automatic enrollment of eligible participants. Upon meeting eligibility requirements, the Company will automatically withhold 6% of the participant's compensation as a pre-tax contribution.

Plan participants age 50 and older were eligible to make a catch-up contribution of an additional $6,500 to the Plan during the year ended December 31, 2021. The participants eligible to make the catch-up contributions may do so only after making the total elective deferral contributions allowed by the Internal Revenue Service (IRS). Rollover contributions from other qualified plans are allowed, and are always 100% vested.

Contributions by employees in excess of amounts allowable under the IRC are considered to be contributions to the Plan's after-tax savings program. The maximum contributions allowed to each program may be limited for highly compensated employees, depending upon the balance of contributions at all levels.

For 2021, the Company made safe harbor matching contributions to active participants' accounts equal to 100% of the first 6% of eligible compensation the participant deferred to the Plan each month (or at such other time as the Committee may determine, but not less than annually). Each active participant was

entitled to receive matching contributions if he or she performed at least one hour of service during the respective month and had submitted a salary reduction agreement.

Employer profit sharing contributions are defined as discretionary employer contributions contributed to the Plan. As of the last business day of each calendar month, (or at such other time as the Committee may determine, but not less than annually), the Company may make a discretionary profit sharing contribution to the Plan, which shall be allocated to each active participant who performs at least one hour of service during the respective month.

The total of each Participant's deferrals, Roth contributions and post-tax program contributions, plus respective Company safe harbor matching and profit sharing contributions, are subject to an annual overall limit under the IRC.

Participant accounts and investment options: Participants may direct their contributions and Company contributions to a selection of several investment options offered by the Plan.

Each participant's account is credited with the participant's contribution, employer matching and profit sharing contributions, and Plan earnings or losses. Participant accounts are charged with an allocation of administrative expenses that are paid by the Plan. Allocations are based on participant earnings, account balances, or specific participant transactions, as defined. The benefit to which a participant is entitled is the benefit that can be provided from the participant's vested account.

Vesting: All participants are immediately vested in their voluntary contributions plus actual earnings or losses thereon and rollover contributions from other qualified plans.

Company matching contributions are immediately vested at 100%.

Participants entering the Plan after December 31, 2011 shall not be vested in Company profit-sharing contributions until they have completed three years of service, at which time they will be 100% vested.

Payments of benefits: On termination of service, a participant may elect to receive either a lump-sum amount equal to the value of his or her vested account balance, or may elect a partial distribution from their account once each year. The Plan allows for in-service distributions if a participant reached age 59 1/2 and hardship distributions subject to Plan provisions. If a participant's account balance does not exceed $5,000 the plan administrator will authorize the benefit payment without the participant's consent.

Notes receivable from participants: Participants may borrow from their fund accounts a minimum of $1,000 up to a maximum equal to the lesser of $50,000 or 50% of their vested account balance. Loan terms may not extend past five years for a general purpose loan or 10 years for a residential loan. The loans are secured by the balance in the participant's account and bear interest at the prime rate stated in the *Wall Street Journal* on the Thursday before the 15th day of March, June, September and December, plus 1%. Principal and interest are paid ratably through payroll deductions. Delinquent participant loans remain as Plan assets until they meet certain default criteria as specified in the terms of the Plan document.

Administration: The Committee has overall responsibility for the Plan. This includes the power to interpret the provisions of the Plan and to determine questions concerning eligibility, participation and benefits and such other powers and duties as are necessary to the operation and administration of the Plan.

Forfeited accounts: Forfeited nonvested accounts are used to either reduce employer contributions or pay administrative expenses of the Plan. During 2021, there was approximately $347,511 and $0 forfeitures used to offset employer contributions and pay administrative expenses, respectively. As of December 31, 2021 and 2020, there was approximately $174,868 and $189,471, respectively, of unused forfeitures.

Plan termination: Although it has not expressed any intent to do so, the Company has the right under the Plan to change Plan provisions or terminate the Plan subject to the provisions of ERISA. In the event of Plan termination, participants will become 100% vested in their accounts.

Note 2. Summary of Significant Accounting Policies

Basis of accounting: The financial statements of the Plan are prepared using the accrual method of accounting.

Investment valuation and income recognition: The Plan's investments are reported at fair value. Fair value is the price that would be received to sell an asset or paid to transfer a liability in an ordinary transaction between market participants at the measurement date. See Note 4 for discussion of fair value measurements.

Purchases and sales of securities are recorded on a trade-date basis. Interest income is recorded on the accrual basis. Dividends are recorded on the ex-dividend date. Net appreciation includes the Plan's gains and losses on investments bought and sold, as well as held, during the year.

Notes receivable from participants: Notes receivable from participants are measured at their unpaid principal balance, plus any accrued but unpaid interest. Interest income is recorded on the accrual basis. Related fees are recorded as administrative expenses and are expensed when they are incurred. If a participant ceases to make loan repayments and the Plan Administrator deems the participant loan to be in default, the participant loan balance is reduced, and a benefit payment is recorded, based upon the terms of the Plan agreement.

Use of estimates: The preparation of the Plan's financial statements in conformity with accounting principles generally accepted in the United States of America (GAAP) requires the Plan's management to make estimates and assumptions that affect certain reported amounts of assets and liabilities and changes therein, and disclosure of contingent assets and liabilities. Actual results could differ from those estimates.

Risks and uncertainties: The Plan provides for various investment options. Investment securities are exposed to various risks, such as interest rate, market volatility and credit risks. Due to the level of risk associated with certain investment securities and the level of uncertainty related to changes in the value of investment securities, it is possible that changes in risks in the near term could materially affect participants' account balances and the amounts reported in the statements of net assets available for benefits and the statement of changes in net assets available for benefits.

Payment of benefits: Benefits are recorded when paid.

Administrative expenses: Certain expenses of maintaining the Plan are paid directly by the Company and are excluded from these financial statements. Fees related to the administration of notes receivable from participants are charged directly to the participant's account and are included in administrative expenses. Investment related expenses are included in net appreciation of fair value of investments. In

January 2015, the plan entered into a revenue credit arrangement. In 2021, there were no revenue credits earned, but the Plan paid expenses totaling $60,090 out of the revenue credit account. As of December 31, 2021 and 2020, the revenue credit account balance totaled $124,548 and $184,615, respectively.

Income tax status: The Plan obtained a determination letter on September 20, 2013, in which the IRS states the Plan, as then designed, was in compliance with the applicable requirements of the IRC. The Plan Administrator believes that the Plan was designed and operated in compliance with the applicable requirements of the IRC. Therefore, no provision for income taxes has been included in the Plan's financial statements.

GAAP requires Plan management to evaluate tax positions taken by the Plan. Management evaluated the Plan's tax positions and concluded that the Plan had maintained its tax-exempt status and had taken no uncertain tax positions that require recognition or disclosure in the financial statements.

Note 3. Information Certified and Provided by Fidelity Management Trust Company

The following is a summary of the Plan's asset information as of December 31, 2021 and 2020, and for the year ended December 31, 2021, included throughout the Plan's financial statements and supplemental schedule, that was prepared by or derived from information provided by Fidelity Management Trust Company (the Trustee or Fidelity) and furnished to the Plan Administrator. The Plan Administrator has obtained certifications from the Trustee that information provided to the Plan Administrator by the Trustee related to the following assets is complete and accurate. Accordingly, as permitted by 29 CFR 2520.103-8 of the DOL's Rules and Regulations for Reporting and Disclosure under ERISA, the Plan Administrator instructed the Plan's independent auditors not to perform any auditing procedures with respect to information which appears throughout the financial statements and supplemental schedule related to the following assets:

	December 31,	
	2021	2020
Investments at fair value:		
Mutual funds	$ 212,161,892	$ 183,486,025
Common collective trust	15,494,412	17,144,975
Total investments	$ 227,656,304	$ 200,631,000
Notes receivable from participants	$ 2,758,576	$ 3,136,608

Fidelity also certified the completeness and accuracy of $16,667,037 of net appreciation in fair value of investments, $15,113,816 of interest and dividend income, and $161,199 of interest income on notes receivable from participants for the year ended December 31, 2021.

Note 4. Fair Value Measurements

Accounting Standards Codification (ASC) 820, Fair Value Measurements and Disclosures, provides a framework for measuring fair value. That framework establishes a fair value hierarchy that prioritizes the inputs to valuation techniques used to measure fair value. The hierarchy gives the highest priority to

unadjusted quoted prices in active markets for identical assets or liabilities (Level 1) and the lowest priority to unobservable inputs (Level 3). The three levels of the fair value hierarchy, under ASC 820, are described as follows:

Level 1: Inputs to the valuation methodology are unadjusted quoted prices for identical assets or liabilities in active markets that the Plan has the ability to access.

Level 2: Inputs to the valuation methodology include:

- Quoted prices for similar assets or liabilities in active markets
- Quoted prices for identical or similar assets or liabilities in inactive markets
- Inputs other than quoted prices that are observable for the asset or liability
- Inputs that are derived principally from or corroborated by observable market data by correlation or other means

If the asset or liability has a specified (contractual) term, the Level 2 input must be observable for substantially the full term of the asset or liability.

Level 3: Inputs to the valuation methodology are unobservable and significant to the fair value measurement.

The asset's or liability's fair value measurement level within the fair value hierarchy is based on the lowest level of any input that is significant to the fair value measurement. Valuation techniques maximize the use of relevant observable inputs and minimize the use of unobservable inputs.

Following is a description of the valuation methodologies used for assets measured at fair value. There have been no changes in the methodologies used at December 31, 2021 and 2020.

Mutual funds: Valued at daily closing price as reported by the fund. Mutual funds held by the Plan are open-end mutual funds that are registered with the Securities and Exchange Commission. These funds are required to publish their daily net asset value (NAV) and to transact at that price. The mutual funds held by the Plan are deemed to be actively traded.

Common collective trust fund: Valued based on the NAV of units of the common collective trust. The NAV, as provided by the trustee, is used as a practical expedient to estimating fair value. The NAV is based upon the fair value of the underlying investments comprising the trust less its liabilities. This practical expedient is not used when it is determined to be probable that the fund will sell the investment for an amount different than the reported NAV.

The methods described above may produce a fair value calculation that may not be indicative of net realizable value or reflective of future fair values. Furthermore, while the Plan believes its valuation methods are appropriate and consistent with other market participants, the use of different methodologies or assumptions to determine the fair value of certain financial instruments could result in a different fair value measurement at the reporting date.

The following tables set forth by level, within the fair value hierarchy, the Plan's investments at fair value as of December 31, 2021 and 2020:

	Investments at Fair Value as of December 31, 2021			
	Level 1	Level 2	Level 3	Total
Mutual funds	$ 212,161,892	$ —	$ —	$ 212,161,892
Investment at NAV (a)				15,494,412
				$ 227,656,304

	Investments at Fair Value as of December 31, 2020			
	Level 1	Level 2	Level 3	Total
Mutual funds	$ 183,486,025	$ —	$ —	$ 183,486,025
Investment at NAV (a)				17,144,975
				$ 200,631,000

(a) In accordance with Subtopic 820-10, certain investments that were measured at NAV per share (or its equivalent) have not been classified in the fair value hierarchy. The fair value amounts presented in this table are intended to permit reconciliation of the fair value to the line items in the statements of net assets available for benefits.

The Plan has an investment in a common collective trust fund whose fair value is estimated using NAV per share (or its equivalent). The following table sets forth additional disclosure on this investment as of December 31, 2021 and 2020:

Investment	Fair Value December 31, 2021	Fair Value December 31, 2020	Unfunded Commitment	Redemption Frequency	Redemption Notice Period
Common collective trust fund:					
Fidelity Mgd Income Portfolio Fund	$ 15,494,412	$ 17,144,975	$ —	Daily	None

Note 5. Parties-in-Interest Transactions

Certain Plan investments are shares of mutual funds and common collective trust funds managed by Fidelity, who serves as the Plan's trustee, and therefore, transactions relating to these mutual funds and common collective trust funds qualify as parties-in-interest transactions. Fees incurred by the Plan for the investment management services are included in net appreciation in fair value of the investment. In addition to these transactions, Participant loans are also considered to be party-in-interest transactions.

Note 6. Reconciliation of Financial Statements to Form 5500

The following is a reconciliation of the net assets available for benefits per the financial statements to Form 5500 as of December 31, 2021 and 2020:

	2021	2020
Net assets available for benefits per the financial statements	$ 230,414,880	$ 203,767,608
Differences in:		
Deemed distributions not in default	(82,108)	(76,827)
Net assets available for benefits per Form 5500	$ 230,332,772	$ 203,690,781

The following is a reconciliation of changes in net assets available for benefits per the financial statement to Form 5500 for the year ended December 31, 2021:

Net increase in net assets per the financial statements	$ 26,647,272
Increase in deemed distributions not in default	(5,281)
Total increase in net assets per Form 5500	$ 26,641,991

Note 7. Subsequent Events

The Plan has evaluated events through October 6, 2022 the date the financial statements were available to be issued and determined that there were no material events that would require adjustment to, or disclosure in, in the Plan's financial statements.

Tronox Incorporated Savings Investment Plan

Form 5500, Schedule H, part IV, line 4(i) - schedule of assets (held at end of year)
December 31, 2021

Employer Identification Number: 20-2868245
Plan Number: 001

(a)	(b) Identity of Issuer, Borrower, Lessor, or Similar Party	(c) Description of Investment Including Maturity Date, Rate of Interest, Collateral, Par, Maturity Value	(d) Cost**	(e) Current Value
		Mutual funds:		
	Blackrock	BLKRK MD CP GR EQ K (223,951 Shares)		$ 10,774,268
	ClearBridge	CBA SM CAP GR IS (217,193 Shares)		11,343,972
	Dodge & Cox	DODGE & COX INTL STK (144,992 Shares)		6,714,808
*	Fidelity	FID INTL INDEX (77,899 Shares)		3,839,622
*	Fidelity	FID 500 INDEX (145,898 Shares)		24,119,925
*	Fidelity	FID BALANCED K (1,322,690 Shares)		40,170,096
*	Fidelity	FID GROWTH CO K (1,476,798 Shares)		54,050,814
*	Fidelity	FID TREAS MM (124,548 Shares)		124,548
*	Fidelity	FID EXTD MKT IDK (17,828 Shares)		1,554,739
	Franklin	FKLN SM CAP VAL ADV (72,111 Shares)		4,408,888
	John Hancock	JH DSCPL VAL MDCP I (332,882 Shares)		9,214,170
	JP Morgan	JPM SR Blend Inc R5 (38,859 Shares)		741,050
	JP Morgan	JPM SR Blend 2025 R5 (228,117 Shares)		5,486,205
	JP Morgan	JPM SR Blend 2035 R5 (88,848 Shares)		2,550,814
	JP Morgan	JPM SR Blend 2045 R5 (51,899 Shares)		1,617,686
	JP Morgan	JPM SR Blend 2055 R5 (35,155 Shares)		1,084,517
	JP Morgan	JPM SR BLEND 2020 R5 (83,186 Shares)		1,771,860
	JP Morgan	JPM SR BLEND 2030 R5 (161,837 Shares)		4,264,404
	JP Morgan	JPM SR BLEND 2040 R5 (103,535 Shares)		3,116,398
	JP Morgan	JPM SR BLEND 2050 R5 (59,100 Shares)		1,838,002
	Prudential	PGIM TOTAL RTN BD R6 (903,338 Shares)		13,089,365
	Putnam	PUTN LG CAP VAL R6 (330,094 Shares)		10,285,741
		Total mutual funds		212,161,892
		Common collective trust:		
*	Fidelity	Fidelity Managed Income Portfolio Fund (16,564,804 shares)		15,494,412
*	Plan Participants	Notes receivable from participants (interest rate of 4.25% - 6.50%, maturity 1-5 years)		2,676,468
		Total assets (held at end of year)		$230,332,772

* Designates party-in-interest.

** All investments are participant directed; therefore, cost information has not been presented.

The above information has been certified by Fidelity Management Trust Company, the Trustee, as complete and accurate.

Tronox Incorporated Savings Investment Plan

Form 5500, Schedule H, Part IV, line 4(a) - schedule of delinquent participant contributions
December 31, 2021

Employer Identification Number: 20-2868245
Plan Number: 001

Check here if late Participant Loan Repayments are included	Total that Constitute Nonexempt Prohibited Transactions			Total fully corrected under VFCP and PTE 2002-51
	Contributions Not Corrected (1)	Contributions Corrected Outside VFCP	Contributions Pending Correction in VFCP	
	$1,352	$—	$—	$—