Form 5500

Department of the Treasury
Internal Revenue Service

Department of Labor
Employee Benefits Security Administration

Pension Benefit Guaranty Corporation

Annual Return/Report of Employee Benefit Plan

This form is required to be filed for employee benefit plans under sections 104 and 4065 of the Employee Retirement Income Security Act of 1974 (ERISA) and sections 6057(b) and 6058(a) of the Internal Revenue Code (the Code).

▶ **Complete all entries in accordance with the instructions to the Form 5500.**

OMB Nos. 1210-0110
1210-0089

2022

This Form is Open to Public Inspection

Part I Annual Report Identification Information

For calendar plan year 2022 or fiscal plan year beginning 01/01/2022 and ending 12/31/2022

A This return/report is for:
- [X] a multiemployer plan
- [ ] a multiple-employer plan (Filers checking this box must attach a list of participating employer information in accordance with the form instructions.)
- [ ] a single-employer plan
- [ ] a DFE (specify) ____

B This return/report is:
- [ ] the first return/report
- [ ] the final return/report
- [ ] an amended return/report
- [ ] a short plan year return/report (less than 12 months)

C If the plan is a collectively-bargained plan, check here. . . . . ▶ [X]

D Check box if filing under:
- [X] Form 5558
- [ ] automatic extension
- [ ] the DFVC program
- [ ] special extension (enter description)

E If this is a retroactively adopted plan permitted by SECURE Act section 201, check here. . . . . ▶ [ ]

Part II Basic Plan Information—enter all requested information

1a Name of plan
BAC LOCAL #5 NEW YORK PENSION PLAN

1b Three-digit plan number (PN) ▶ 001

1c Effective date of plan 01/01/1955

2a Plan sponsor's name (employer, if for a single-employer plan)
Mailing address (include room, apt., suite no. and street, or P.O. Box)
City or town, state or province, country, and ZIP or foreign postal code (if foreign, see instructions)
BAC LOCAL #5 NEW YORK PENSION PLAN

66-05 WOODHAVEN BLVD
REGO PARK, NY 11374

2b Employer Identification Number (EIN)
14-6016608

2c Plan Sponsor's telephone number
718-459-5800

2d Business code (see instructions)
237310

Caution: A penalty for the late or incomplete filing of this return/report will be assessed unless reasonable cause is established.

Under penalties of perjury and other penalties set forth in the instructions, I declare that I have examined this return/report, including accompanying schedules, statements and attachments, as well as the electronic version of this return/report, and to the best of my knowledge and belief, it is true, correct, and complete.

SIGN HERE	Filed with authorized/valid electronic signature.	10/13/2023	MICHAEL CLIFFORD
	Signature of plan administrator	Date	Enter name of individual signing as plan administrator
SIGN HERE	Filed with authorized/valid electronic signature.	10/13/2023	MICHAEL CLIFFORD
	Signature of employer/plan sponsor	Date	Enter name of individual signing as employer or plan sponsor
SIGN HERE			
	Signature of DFE	Date	Enter name of individual signing as DFE

3a	Plan administrator's name and address [X] Same as Plan Sponsor	**3b**	Administrator's EIN
		3c	Administrator's telephone number
4	If the name and/or EIN of the plan sponsor or the plan name has changed since the last return/report filed for this plan, enter the plan sponsor's name, EIN, the plan name and the plan number from the last return/report:	**4b**	EIN
a	Sponsor's name	**4d**	PN
c	Plan Name		
5	Total number of participants at the beginning of the plan year	**5**	795
6	Number of participants as of the end of the plan year unless otherwise stated (welfare plans complete only lines **6a(1), 6a(2), 6b, 6c,** and **6d**).		
a(1)	Total number of active participants at the beginning of the plan year	**6a(1)**	115
a(2)	Total number of active participants at the end of the plan year	**6a(2)**	97
b	Retired or separated participants receiving benefits	**6b**	380
c	Other retired or separated participants entitled to future benefits	**6c**	157
d	Subtotal. Add lines **6a(2)**, **6b**, and **6c**	**6d**	634
e	Deceased participants whose beneficiaries are receiving or are entitled to receive benefits.	**6e**	110
f	Total. Add lines **6d** and **6e**.	**6f**	744
g	Number of participants with account balances as of the end of the plan year (only defined contribution plans complete this item)	**6g**	
h	Number of participants who terminated employment during the plan year with accrued benefits that were less than 100% vested	**6h**	
7	Enter the total number of employers obligated to contribute to the plan (only multiemployer plans complete this item)	**7**	64

8a If the plan provides pension benefits, enter the applicable pension feature codes from the List of Plan Characteristics Codes in the instructions:

1B 1I

b If the plan provides welfare benefits, enter the applicable welfare feature codes from the List of Plan Characteristics Codes in the instructions:

9a Plan funding arrangement (check all that apply)

(1)	[ ]	Insurance
(2)	[ ]	Code section 412(e)(3) insurance contracts
(3)	[X]	Trust
(4)	[ ]	General assets of the sponsor

9b Plan benefit arrangement (check all that apply)

(1)	[ ]	Insurance
(2)	[ ]	Code section 412(e)(3) insurance contracts
(3)	[X]	Trust
(4)	[ ]	General assets of the sponsor

10 Check all applicable boxes in 10a and 10b to indicate which schedules are attached, and, where indicated, enter the number attached. (See instructions)

a Pension Schedules

(1)	[X]	**R** (Retirement Plan Information)
(2)	[X]	**MB** (Multiemployer Defined Benefit Plan and Certain Money Purchase Plan Actuarial Information) - signed by the plan actuary
(3)	[ ]	**SB** (Single-Employer Defined Benefit Plan Actuarial Information) - signed by the plan actuary

b General Schedules

(1)	[X]	**H** (Financial Information)
(2)	[ ]	**I** (Financial Information – Small Plan)
(3)	[ ]	**A** (Insurance Information)
(4)	[X]	**C** (Service Provider Information)
(5)	[ ]	**D** (DFE/Participating Plan Information)
(6)	[ ]	**G** (Financial Transaction Schedules)

Part III Form M-1 Compliance Information (to be completed by welfare benefit plans)

11a If the plan provides welfare benefits, was the plan subject to the Form M-1 filing requirements during the plan year? (See instructions and 29 CFR 2520.101-2.) ..... ☐ Yes ☐ No

If "Yes" is checked, complete lines 11b and 11c.

11b Is the plan currently in compliance with the Form M-1 filing requirements? (See instructions and 29 CFR 2520.101-2.) ..... ☐ Yes ☐ No

11c Enter the Receipt Confirmation Code for the 2022 Form M-1 annual report. If the plan was not required to file the 2022 Form M-1 annual report, enter the Receipt Confirmation Code for the most recent Form M-1 that was required to be filed under the Form M-1 filing requirements. (Failure to enter a valid Receipt Confirmation Code will subject the Form 5500 filing to rejection as incomplete.)

Receipt Confirmation Code_____

SCHEDULE MB (Form 5500)

Department of the Treasury
Internal Revenue Service

Department of Labor
Employee Benefits Security Administration

Pension Benefit Guaranty Corporation

Multiemployer Defined Benefit Plan and Certain Money Purchase Plan Actuarial Information

This schedule is required to be filed under section 104 of the Employee Retirement Income Security Act of 1974 (ERISA) and section 6059 of the Internal Revenue Code (the Code).

▶ **File as an attachment to Form 5500 or 5500-SF.**

OMB No. 1210-0110

2022

This Form is Open to Public Inspection

For calendar plan year 2022 or fiscal plan year beginning 01/01/2022 and ending 12/31/2022

▶ **Round off amounts to nearest dollar.**

▶ **Caution:** A penalty of $1,000 will be assessed for late filing of this report unless reasonable cause is established.

A Name of plan
BAC LOCAL #5 NEW YORK PENSION PLAN

B Three-digit plan number (PN) ▶ 001

C Plan sponsor's name as shown on line 2a of Form 5500 or 5500-SF
BAC LOCAL #5 NEW YORK PENSION PLAN

D Employer Identification Number (EIN)
14-6016608

E Type of plan: **(1)** [X] Multiemployer Defined Benefit **(2)** [ ] Money Purchase (see instructions)

1a	Enter the valuation date: Month 01 Day 01 Year 2022		
b	Assets		
	(1) Current value of assets	**1b(1)**	4530833
	(2) Actuarial value of assets for funding standard account	**1b(2)**	3643216
c	**(1)** Accrued liability for plan using immediate gain methods	**1c(1)**	70788506
	(2) Information for plans using spread gain methods:		
	(a) Unfunded liability for methods with bases	**1c(2)(a)**	
	(b) Accrued liability under entry age normal method	**1c(2)(b)**	
	(c) Normal cost under entry age normal method	**1c(2)(c)**	
	(3) Accrued liability under unit credit cost method	**1c(3)**	70788506
d	Information on current liabilities of the plan:		
	(1) Amount excluded from current liability attributable to pre-participation service (see instructions)	**1d(1)**	
	(2) "RPA '94" information:		
	(a) Current liability	**1d(2)(a)**	100161366
	(b) Expected increase in current liability due to benefits accruing during the plan year	**1d(2)(b)**	
	(c) Expected release from "RPA '94" current liability for the plan year	**1d(2)(c)**	5667482
	(3) Expected plan disbursements for the plan year	**1d(3)**	5967482

Statement by Enrolled Actuary

To the best of my knowledge, the information supplied in this schedule and accompanying schedules, statements and attachments, if any, is complete and accurate. Each prescribed assumption was applied in accordance with applicable law and regulations. In my opinion, each other assumption is reasonable (taking into account the experience of the plan and reasonable expectations) and such other assumptions, in combination, offer my best estimate of anticipated experience under the plan.

SIGN HERE

Signature of actuary	10/06/2023 Date
FRANK SANTASIERO, FSA, FCA, MAAA	23-06798
Type or print name of actuary	Most recent enrollment number
SEGAL	212-251-5000
Firm name	Telephone number (including area code)
333 WEST 34TH STREET, NEW YORK, NY 11001-2402	
Address of the firm	

If the actuary has not fully reflected any regulation or ruling promulgated under the statute in completing this schedule, check the box and see instructions [ ]

2 Operational information as of beginning of this plan year:

a Current value of assets (see instructions)		**2a**	4530833
b "RPA '94" current liability/participant count breakdown:		**(1)** Number of participants	**(2)** Current liability
(1) For retired participants and beneficiaries receiving payment		513	63017495
(2) For terminated vested participants		167	24335870
(3) For active participants:			
(a) Non-vested benefits			445276
(b) Vested benefits			12362725
(c) Total active		115	12808001
(4) Total		795	100161366
c If the percentage resulting from dividing line 2a by line 2b(4), column (2), is less than 70%, enter such percentage		**2c**	4.52 %

3 Contributions made to the plan for the plan year by employer(s) and employees:

(a) Date (MM-DD-YYYY)	(b) Amount paid by employer(s)	(c) Amount paid by employees	(a) Date (MM-DD-YYYY)	(b) Amount paid by employer(s)	(c) Amount paid by employees
07/15/2022	800234				
			Totals ► **3(b)**	800234	**3(c)**

(d) Total withdrawal liability amounts included in line 3(b) total — **3(d)** 0

4 Information on plan status:

a Funded percentage for monitoring plan's status (line 1b(2) divided by line 1c(3))	**4a**	5.1 %
b Enter code to indicate plan's status (see instructions for attachment of supporting evidence of plan's status). If entered code is "N," go to line 5	**4b**	C

c Is the plan making the scheduled progress under any applicable funding improvement or rehabilitation plan? [X] Yes [ ] No

d If the plan is in critical status or critical and declining status, were any benefits reduced (see instructions)? [ ] Yes [X] No

e If line d is "Yes," enter the reduction in liability resulting from the reduction in benefits (see instructions), measured as of the valuation date	**4e**	
f If the plan is in critical status or critical and declining status, and is: • Projected to emerge from critical status within 30 years, enter the plan year in which it is projected to emerge; • Projected to become insolvent within 30 years, enter the plan year in which insolvency is expected and check here [X] • Neither projected to emerge from critical status nor become insolvent within 30 years, enter "9999."	**4f**	2051

5 Actuarial cost method used as the basis for this plan year's funding standard account computations (check all that apply):

a [ ] Attained age normal **b** [ ] Entry age normal **c** [X] Accrued benefit (unit credit) **d** [ ] Aggregate

e [ ] Frozen initial liability **f** [ ] Individual level premium **g** [ ] Individual aggregate **h** [ ] Shortfall

i [ ] Other (specify):

j If box h is checked, enter period of use of shortfall method	**5j**	

k Has a change been made in funding method for this plan year? [ ] Yes [X] No

l If line k is "Yes," was the change made pursuant to Revenue Procedure 2000-40 or other automatic approval? [ ] Yes [ ] No

m If line k is "Yes," and line l is "No," enter the date (MM-DD-YYYY) of the ruling letter (individual or class) approving the change in funding method	**5m**	

6 Checklist of certain actuarial assumptions:

a Interest rate for "RPA '94" current liability	**6a**	2.20 %	
		Pre-retirement	Post-retirement
b Rates specified in insurance or annuity contracts		☐ Yes ☐ No ☒ N/A	☐ Yes ☐ No ☒ N/A
c Mortality table code for valuation purposes:			
(1) Males	**6c(1)**	A	A
(2) Females	**6c(2)**	A	A
d Valuation liability interest rate	**6d**	5.00 %	5.00 %
e Salary scale	**6e**	% ☒ N/A	
f Withdrawal liability interest rate:			
(1) Type of interest rate	**6f(1)**	☒ Single rate ☐ ERISA 4044 ☐ Other ☐ N/A	
(2) If "Single rate" is checked in (1), enter applicable single rate	**6f(2)**	5.00 %	
g Estimated investment return on actuarial value of assets for year ending on the valuation date	**6g**	15.7 %	
h Estimated investment return on current value of assets for year ending on the valuation date	**6h**	8.0 %	
i Expense load included in normal cost reported in line 9b	**6i**	☐ N/A	
(1) If expense load is described as a percentage of normal cost, enter the assumed percentage	**6i(1)**	%	
(2) If expense load is a dollar amount that varies from year to year, enter the dollar amount included in line 9b	**6i(2)**	292204	
(3) If neither (1) nor (2) describes the expense load, check the box	**6i(3)**	☐	

7 New amortization bases established in the current plan year:

(1) Type of base	(2) Initial balance	(3) Amortization Charge/Credit
1	-2251700	-206604
4	-1476167	-135445

8 Miscellaneous information:

a If a waiver of a funding deficiency has been approved for this plan year, enter the date (MM-DD-YYYY) of the ruling letter granting the approval	**8a**	
b Demographic, benefit, and contribution information		
(1) Is the plan required to provide a projection of expected benefit payments? (See instructions) If "Yes," see instructions for required attachment.		☐ Yes ☐ No
(2) Is the plan required to provide a Schedule of Active Participant Data? (See instructions).		☒ Yes ☐ No
(3) Is the plan required to provide a projection of employer contributions and withdrawal liability payments? (See instructions) If "Yes," attach a schedule.		☐ Yes ☒ No
c Are any of the plan's amortization bases operating under an extension of time under section 412(e) (as in effect prior to 2008) or section 431(d) of the Code?		☒ Yes ☐ No
d If line c is "Yes," provide the following additional information:		
(1) Was an extension granted automatic approval under section 431(d)(1) of the Code?		☒ Yes ☐ No
(2) If line 8d(1) is "Yes," enter the number of years by which the amortization period was extended	**8d(2)**	5
(3) Was an extension approved by the Internal Revenue Service under section 412(e) (as in effect prior to 2008) or 431(d)(2) of the Code?		☐ Yes ☒ No
(4) If line 8d(3) is "Yes," enter number of years by which the amortization period was extended (not including the number of years in line (2))	**8d(4)**	
(5) If line 8d(3) is "Yes," enter the date of the ruling letter approving the extension	**8d(5)**	
(6) If line 8d(3) is "Yes," is the amortization base eligible for amortization using interest rates applicable under section 6621(b) of the Code for years beginning after 2007?		☐ Yes ☐ No
e If box 5h is checked or line 8c is "Yes," enter the difference between the minimum required contribution for the year and the minimum that would have been required without using the shortfall method or extending the amortization base(s)	**8e**	0

9 Funding standard account statement for this plan year:

Charges to funding standard account:

a Prior year funding deficiency, if any	**9a**	35213346
b Employer's normal cost for plan year as of valuation date	**9b**	292204

c Amortization charges as of valuation date:		Outstanding balance		
(1) All bases except funding waivers and certain bases for which the amortization period has been extended	**9c(1)**	42897704		5929129
(2) Funding waivers	**9c(2)**			
(3) Certain bases for which the amortization period has been extended	**9c(3)**			
d Interest as applicable on lines 9a, 9b, and 9c			**9d**	2071734
e Total charges. Add lines 9a through 9d			**9e**	43506413
Credits to funding standard account:				
f Prior year credit balance, if any			**9f**	
g Employer contributions. Total from column (b) of line 3			**9g**	800234
		Outstanding balance		
h Amortization credits as of valuation date	**9h**	10965760		1498908
i Interest as applicable to end of plan year on lines 9f, 9g, and 9h			**9i**	93284
j Full funding limitation (FFL) and credits:				
(1) ERISA FFL (accrued liability FFL)	**9j(1)**	70809369		
(2) "RPA '94" override (90% current liability FFL)	**9j(2)**	89286797		
(3) FFL credit			**9j(3)**	
k (1) Waived funding deficiency			**9k(1)**	
(2) Other credits			**9k(2)**	
l Total credits. Add lines 9f through 9i, 9j(3), 9k(1), and 9k(2)			**9l**	2392426
m Credit balance: If line 9l is greater than line 9e, enter the difference			**9m**	
n Funding deficiency: If line 9e is greater than line 9l, enter the difference			**9n**	41113987
o Current year's accumulated reconciliation account:				
(1) Due to waived funding deficiency accumulated prior to the 2022 plan year			**9o(1)**	
(2) Due to amortization bases extended and amortized using the interest rate under section 6621(b) of the Code:				
(a) Reconciliation outstanding balance as of valuation date			**9o(2)(a)**	
(b) Reconciliation amount (line 9c(3) balance minus line 9o(2)(a))			**9o(2)(b)**	
(3) Total as of valuation date			**9o(3)**	
10 Contribution necessary to avoid an accumulated funding deficiency. (see instructions.)			**10**	41113987
11 Has a change been made in the actuarial assumptions for the current plan year? If "Yes," see instructions				[X] Yes [ ] No

SCHEDULE C (Form 5500)	Service Provider Information	OMB No. 1210-0110
Department of the Treasury Internal Revenue Service Department of Labor Employee Benefits Security Administration Pension Benefit Guaranty Corporation	This schedule is required to be filed under section 104 of the Employee Retirement Income Security Act of 1974 (ERISA). ▶ **File as an attachment to Form 5500.**	**2022** **This Form is Open to Public Inspection.**

For calendar plan year 2022 or fiscal plan year beginning 01/01/2022 and ending 12/31/2022

A Name of plan	**B** Three-digit plan number (PN) ▶
BAC LOCAL #5 NEW YORK PENSION PLAN	001

C Plan sponsor's name as shown on line 2a of Form 5500	**D** Employer Identification Number (EIN)
BAC LOCAL #5 NEW YORK PENSION PLAN	14-6016608

Part I Service Provider Information (see instructions)

You must complete this Part, in accordance with the instructions, to report the information required for **each person** who received, directly or indirectly, $5,000 or more in total compensation (i.e., money or anything else of monetary value) in connection with services rendered to the plan or the person's position with the plan during the plan year. If a person received **only** eligible indirect compensation for which the plan received the required disclosures, you are required to answer line 1 but are not required to include that person when completing the remainder of this Part.

1 Information on Persons Receiving Only Eligible Indirect Compensation

a Check "Yes" or "No" to indicate whether you are excluding a person from the remainder of this Part because they received only eligible indirect compensation for which the plan received the required disclosures (see instructions for definitions and conditions).. . . . . ☐ Yes ☒ No

b If you answered line 1a "Yes," enter the name and EIN or address of each person providing the required disclosures for the service providers who received only eligible indirect compensation. Complete as many entries as needed (see instructions).

(b) Enter name and EIN or address of person who provided you disclosures on eligible indirect compensation

(b) Enter name and EIN or address of person who provided you disclosures on eligible indirect compensation

(b) Enter name and EIN or address of person who provided you disclosures on eligible indirect compensation

(b) Enter name and EIN or address of person who provided you disclosures on eligible indirect compensation

(b) Enter name and EIN or address of person who provided you disclosures on eligible indirect compensation

(b) Enter name and EIN or address of person who provided you disclosures on eligible indirect compensation

(b) Enter name and EIN or address of person who provided you disclosures on eligible indirect compensation

(b) Enter name and EIN or address of person who provided you disclosures on eligible indirect compensation

(b) Enter name and EIN or address of person who provided you disclosures on eligible indirect compensation

(b) Enter name and EIN or address of person who provided you disclosures on eligible indirect compensation

(b) Enter name and EIN or address of person who provided you disclosures on eligible indirect compensation

(b) Enter name and EIN or address of person who provided you disclosures on eligible indirect compensation

2. Information on Other Service Providers Receiving Direct or Indirect Compensation. Except for those persons for whom you answered "Yes" to line 1a above, complete as many entries as needed to list each person receiving, directly or indirectly, $5,000 or more in total compensation (i.e., money or anything else of value) in connection with services rendered to the plan or their position with the plan during the plan year. (See instructions).

(a) Enter name and EIN or address (see instructions)

MERRILL LYNCH PIERCE FENNER & SMITH

13-5674085

(b) Service Code(s)	(c) Relationship to employer, employee organization, or person known to be a party-in-interest	(d) Enter direct compensation paid by the plan. If none, enter -0-.	(e) Did service provider receive indirect compensation? (sources other than plan or plan sponsor)	(f) Did indirect compensation include eligible indirect compensation, for which the plan received the required disclosures?	(g) Enter total indirect compensation received by service provider excluding eligible indirect compensation for which you answered "Yes" to element (f). If none, enter -0-.	(h) Did the service provider give you a formula instead of an amount or estimated amount?
27	NONE	153160	Yes [X] No [ ]	Yes [X] No [ ]	0	Yes [ ] No [X]

(a) Enter name and EIN or address (see instructions)

PENSION AND ANNUITY PLAN OF BRICKLA

51-6135291

(b) Service Code(s)	(c) Relationship to employer, employee organization, or person known to be a party-in-interest	(d) Enter direct compensation paid by the plan. If none, enter -0-.	(e) Did service provider receive indirect compensation? (sources other than plan or plan sponsor)	(f) Did indirect compensation include eligible indirect compensation, for which the plan received the required disclosures?	(g) Enter total indirect compensation received by service provider excluding eligible indirect compensation for which you answered "Yes" to element (f). If none, enter -0-.	(h) Did the service provider give you a formula instead of an amount or estimated amount?
14	NONE	53925	Yes [ ] No [X]	Yes [ ] No [ ]		Yes [ ] No [ ]

(a) Enter name and EIN or address (see instructions)

TEAL, BECKER, & CHIARAMONTE CPAS PC

14-1624930

(b) Service Code(s)	(c) Relationship to employer, employee organization, or person known to be a party-in-interest	(d) Enter direct compensation paid by the plan. If none, enter -0-.	(e) Did service provider receive indirect compensation? (sources other than plan or plan sponsor)	(f) Did indirect compensation include eligible indirect compensation, for which the plan received the required disclosures?	(g) Enter total indirect compensation received by service provider excluding eligible indirect compensation for which you answered "Yes" to element (f). If none, enter -0-.	(h) Did the service provider give you a formula instead of an amount or estimated amount?
10	NONE	36500	Yes [ ] No [X]	Yes [ ] No [ ]		Yes [ ] No [ ]

2. Information on Other Service Providers Receiving Direct or Indirect Compensation. Except for those persons for whom you answered "Yes" to line 1a above, complete as many entries as needed to list each person receiving, directly or indirectly, $5,000 or more in total compensation (i.e., money or anything else of value) in connection with services rendered to the plan or their position with the plan during the plan year. (See instructions).

(a) Enter name and EIN or address (see instructions)

THE SEGAL COMPANY (EASTERN STATES),

13-1835864

(b) Service Code(s)	(c) Relationship to employer, employee organization, or person known to be a party-in-interest	(d) Enter direct compensation paid by the plan. If none, enter -0-.	(e) Did service provider receive indirect compensation? (sources other than plan or plan sponsor)	(f) Did indirect compensation include eligible indirect compensation, for which the plan received the required disclosures?	(g) Enter total indirect compensation received by service provider excluding eligible indirect compensation for which you answered "Yes" to element (f). If none, enter -0-.	(h) Did the service provider give you a formula instead of an amount or estimated amount?
11	NONE	25000	Yes [ ] No [X]	Yes [ ] No [ ]		Yes [ ] No [ ]

(a) Enter name and EIN or address (see instructions)

O'SULLIVAN ASSOCIATES

20-8199367

(b) Service Code(s)	(c) Relationship to employer, employee organization, or person known to be a party-in-interest	(d) Enter direct compensation paid by the plan. If none, enter -0-.	(e) Did service provider receive indirect compensation? (sources other than plan or plan sponsor)	(f) Did indirect compensation include eligible indirect compensation, for which the plan received the required disclosures?	(g) Enter total indirect compensation received by service provider excluding eligible indirect compensation for which you answered "Yes" to element (f). If none, enter -0-.	(h) Did the service provider give you a formula instead of an amount or estimated amount?
11	NONE	15398	Yes [ ] No [X]	Yes [ ] No [ ]		Yes [ ] No [ ]

(a) Enter name and EIN or address (see instructions)

BARNES, IACCARINO & SHEPHERD, LLP

26-3858697

(b) Service Code(s)	(c) Relationship to employer, employee organization, or person known to be a party-in-interest	(d) Enter direct compensation paid by the plan. If none, enter -0-.	(e) Did service provider receive indirect compensation? (sources other than plan or plan sponsor)	(f) Did indirect compensation include eligible indirect compensation, for which the plan received the required disclosures?	(g) Enter total indirect compensation received by service provider excluding eligible indirect compensation for which you answered "Yes" to element (f). If none, enter -0-.	(h) Did the service provider give you a formula instead of an amount or estimated amount?
29	NONE	9659	Yes [ ] No [X]	Yes [ ] No [ ]		Yes [ ] No [ ]

2. Information on Other Service Providers Receiving Direct or Indirect Compensation. Except for those persons for whom you answered "Yes" to line 1a above, complete as many entries as needed to list each person receiving, directly or indirectly, $5,000 or more in total compensation (i.e., money or anything else of value) in connection with services rendered to the plan or their position with the plan during the plan year. (See instructions).

(a) Enter name and EIN or address (see instructions)

INTERNATIONAL UNION OF BAC LOCAL 1

13-3762345

(b) Service Code(s)	(c) Relationship to employer, employee organization, or person known to be a party-in-interest	(d) Enter direct compensation paid by the plan. If none, enter -0-.	(e) Did service provider receive indirect compensation? (sources other than plan or plan sponsor)	(f) Did indirect compensation include eligible indirect compensation, for which the plan received the required disclosures?	(g) Enter total indirect compensation received by service provider excluding eligible indirect compensation for which you answered "Yes" to element (f). If none, enter -0-.	(h) Did the service provider give you a formula instead of an amount or estimated amount?
15	NONE	8703	Yes [ ] No [X]	Yes [ ] No [ ]		Yes [ ] No [ ]

(a) Enter name and EIN or address (see instructions)

(b) Service Code(s)	(c) Relationship to employer, employee organization, or person known to be a party-in-interest	(d) Enter direct compensation paid by the plan. If none, enter -0-.	(e) Did service provider receive indirect compensation? (sources other than plan or plan sponsor)	(f) Did indirect compensation include eligible indirect compensation, for which the plan received the required disclosures?	(g) Enter total indirect compensation received by service provider excluding eligible indirect compensation for which you answered "Yes" to element (f). If none, enter -0-.	(h) Did the service provider give you a formula instead of an amount or estimated amount?
			Yes [ ] No [ ]	Yes [ ] No [ ]		Yes [ ] No [ ]

(a) Enter name and EIN or address (see instructions)

(b) Service Code(s)	(c) Relationship to employer, employee organization, or person known to be a party-in-interest	(d) Enter direct compensation paid by the plan. If none, enter -0-.	(e) Did service provider receive indirect compensation? (sources other than plan or plan sponsor)	(f) Did indirect compensation include eligible indirect compensation, for which the plan received the required disclosures?	(g) Enter total indirect compensation received by service provider excluding eligible indirect compensation for which you answered "Yes" to element (f). If none, enter -0-.	(h) Did the service provider give you a formula instead of an amount or estimated amount?
			Yes [ ] No [ ]	Yes [ ] No [ ]		Yes [ ] No [ ]

Part I Service Provider Information (continued)

3. If you reported on line 2 receipt of indirect compensation, other than eligible indirect compensation, by a service provider, and the service provider is a fiduciary or provides contract administrator, consulting, custodial, investment advisory, investment management, broker, or recordkeeping services, answer the following questions for (a) each source from whom the service provider received $1,000 or more in indirect compensation and (b) each source for whom the service provider gave you a formula used to determine the indirect compensation instead of an amount or estimated amount of the indirect compensation. Complete as many entries as needed to report the required information for each source.

(a) Enter service provider name as it appears on line 2	**(b)** Service Codes (see instructions)	**(c)** Enter amount of indirect compensation
(d) Enter name and EIN (address) of source of indirect compensation	**(e)** Describe the indirect compensation, including any formula used to determine the service provider's eligibility for or the amount of the indirect compensation.	

(a) Enter service provider name as it appears on line 2	**(b)** Service Codes (see instructions)	**(c)** Enter amount of indirect compensation
(d) Enter name and EIN (address) of source of indirect compensation	**(e)** Describe the indirect compensation, including any formula used to determine the service provider's eligibility for or the amount of the indirect compensation.	

(a) Enter service provider name as it appears on line 2	**(b)** Service Codes (see instructions)	**(c)** Enter amount of indirect compensation
(d) Enter name and EIN (address) of source of indirect compensation	**(e)** Describe the indirect compensation, including any formula used to determine the service provider's eligibility for or the amount of the indirect compensation.	

Part II Service Providers Who Fail or Refuse to Provide Information

4 Provide, to the extent possible, the following information for each service provider who failed or refused to provide the information necessary to complete this Schedule.

(a) Enter name and EIN or address of service provider (see instructions)	**(b)** Nature of Service Code(s)	**(c)** Describe the information that the service provider failed or refused to provide

(a) Enter name and EIN or address of service provider (see instructions)	**(b)** Nature of Service Code(s)	**(c)** Describe the information that the service provider failed or refused to provide

(a) Enter name and EIN or address of service provider (see instructions)	**(b)** Nature of Service Code(s)	**(c)** Describe the information that the service provider failed or refused to provide

(a) Enter name and EIN or address of service provider (see instructions)	**(b)** Nature of Service Code(s)	**(c)** Describe the information that the service provider failed or refused to provide

(a) Enter name and EIN or address of service provider (see instructions)	**(b)** Nature of Service Code(s)	**(c)** Describe the information that the service provider failed or refused to provide

(a) Enter name and EIN or address of service provider (see instructions)	**(b)** Nature of Service Code(s)	**(c)** Describe the information that the service provider failed or refused to provide

Part III Termination Information on Accountants and Enrolled Actuaries (see instructions)

(complete as many entries as needed)

a Name:	**b** EIN:
c Position:	
d Address:	**e** Telephone:

Explanation:

a Name:	**b** EIN:
c Position:	
d Address:	**e** Telephone:

Explanation:

a Name:	**b** EIN:
c Position:	
d Address:	**e** Telephone:

Explanation:

a Name:	**b** EIN:
c Position:	
d Address:	**e** Telephone:

Explanation:

a Name:	**b** EIN:
c Position:	
d Address:	**e** Telephone:

Explanation:

SCHEDULE H (Form 5500)

Department of the Treasury
Internal Revenue Service

Department of Labor
Employee Benefits Security Administration

Pension Benefit Guaranty Corporation

Financial Information

This schedule is required to be filed under section 104 of the Employee Retirement Income Security Act of 1974 (ERISA), and section 6058(a) of the Internal Revenue Code (the Code).

▶ **File as an attachment to Form 5500.**

OMB No. 1210-0110

2022

This Form is Open to Public Inspection

For calendar plan year 2022 or fiscal plan year beginning 01/01/2022 and ending 12/31/2022

A Name of plan
BAC LOCAL #5 NEW YORK PENSION PLAN

B Three-digit plan number (PN) ▶ 001

C Plan sponsor's name as shown on line 2a of Form 5500
BAC LOCAL #5 NEW YORK PENSION PLAN

D Employer Identification Number (EIN)
14-6016608

Part I Asset and Liability Statement

1 Current value of plan assets and liabilities at the beginning and end of the plan year. Combine the value of plan assets held in more than one trust. Report the value of the plan's interest in a commingled fund containing the assets of more than one plan on a line-by-line basis unless the value is reportable on lines 1c(9) through 1c(14). Do not enter the value of that portion of an insurance contract which guarantees, during this plan year, to pay a specific dollar benefit at a future date. **Round off amounts to the nearest dollar.** MTIAs, CCTs, PSAs, and 103-12 IEs do not complete lines 1b(1), 1b(2), 1c(8), 1g, 1h, and 1i. CCTs, PSAs, and 103-12 IEs also do not complete lines 1d and 1e. See instructions.

Assets		(a) Beginning of Year	(b) End of Year
a Total noninterest-bearing cash	1a	152513	215888
b Receivables (less allowance for doubtful accounts):			
(1) Employer contributions	1b(1)	239691	294859
(2) Participant contributions	1b(2)		
(3) Other	1b(3)	471898	8927091
c General investments:			
(1) Interest-bearing cash (include money market accounts & certificates of deposit)	1c(1)	41897	944157
(2) U.S. Government securities	1c(2)	1427188	16792125
(3) Corporate debt instruments (other than employer securities):			
(A) Preferred	1c(3)(A)		
(B) All other	1c(3)(B)		22100431
(4) Corporate stocks (other than employer securities):			
(A) Preferred	1c(4)(A)		
(B) Common	1c(4)(B)	1188096	3122044
(5) Partnership/joint venture interests	1c(5)		
(6) Real estate (other than employer real property)	1c(6)		
(7) Loans (other than to participants)	1c(7)		
(8) Participant loans	1c(8)		
(9) Value of interest in common/collective trusts	1c(9)		
(10) Value of interest in pooled separate accounts	1c(10)		
(11) Value of interest in master trust investment accounts	1c(11)		
(12) Value of interest in 103-12 investment entities	1c(12)		
(13) Value of interest in registered investment companies (e.g., mutual funds)	1c(13)	1360576	9621215
(14) Value of funds held in insurance company general account (unallocated contracts)	1c(14)		
(15) Other	1c(15)		

		(a) Beginning of Year	(b) End of Year
1d Employer-related investments:			
(1) Employer securities	1d(1)		
(2) Employer real property	1d(2)		
e Buildings and other property used in plan operation	1e	25343	5240
f Total assets (add all amounts in lines 1a through 1e)	1f	4907202	62023050
Liabilities			
g Benefit claims payable	1g		
h Operating payables	1h	376369	320313
i Acquisition indebtedness	1i		
j Other liabilities	1j		
k Total liabilities (add all amounts in lines 1g through1j)	1k	376369	320313
Net Assets			
l Net assets (subtract line 1k from line 1f)	1l	4530833	61702737

Part II Income and Expense Statement

2 Plan income, expenses, and changes in net assets for the year. Include all income and expenses of the plan, including any trust(s) or separately maintained fund(s) and any payments/receipts to/from insurance carriers. Round off amounts to the nearest dollar. MTIAs, CCTs, PSAs, and 103-12 IEs do not complete lines 2a, 2b(1)(E), 2e, 2f, and 2g.

Income		(a) Amount	(b) Total
a Contributions:			
(1) Received or receivable in cash from: **(A)** Employers	2a(1)(A)	800234	
(B) Participants	2a(1)(B)		
(C) Others (including rollovers)	2a(1)(C)		
(2) Noncash contributions	2a(2)		
(3) Total contributions. Add lines **2a(1)(A), (B), (C),** and line **2a(2)**	2a(3)		800234
b Earnings on investments:			
(1) Interest:			
(A) Interest-bearing cash (including money market accounts and certificates of deposit)	2b(1)(A)	24926	
(B) U.S. Government securities	2b(1)(B)	141026	
(C) Corporate debt instruments	2b(1)(C)	764025	
(D) Loans (other than to participants)	2b(1)(D)		
(E) Participant loans	2b(1)(E)		
(F) Other	2b(1)(F)		
(G) Total interest. Add lines **2b(1)(A)** through **(F)**	2b(1)(G)		929977
(2) Dividends: **(A)** Preferred stock	2b(2)(A)	47341	
(B) Common stock	2b(2)(B)	36443	
(C) Registered investment company shares (e.g. mutual funds)	2b(2)(C)	99733	
(D) Total dividends. Add lines **2b(2)(A)**, **(B)**, and **(C)**	2b(2)(D)		183517
(3) Rents	2b(3)		
(4) Net gain (loss) on sale of assets: **(A)** Aggregate proceeds	2b(4)(A)	78282935	
(B) Aggregate carrying amount (see instructions)	2b(4)(B)	83668249	
(C) Subtract line **2b(4)(B)** from line **2b(4)(A)** and enter result	2b(4)(C)		-5385314
(5) Unrealized appreciation (depreciation) of assets: **(A)** Real estate	2b(5)(A)		
(B) Other	2b(5)(B)	-3167590	
(C) Total unrealized appreciation of assets. Add lines **2b(5)(A)** and **(B)**	2b(5)(C)		-3167590

		(a) Amount	(b) Total
(6) Net investment gain (loss) from common/collective trusts	2b(6)		
(7) Net investment gain (loss) from pooled separate accounts	2b(7)		
(8) Net investment gain (loss) from master trust investment accounts	2b(8)		
(9) Net investment gain (loss) from 103-12 investment entities	2b(9)		
(10) Net investment gain (loss) from registered investment companies (e.g., mutual funds)	2b(10)		-550228
c Other income	2c		69932073
d Total income. Add all **income** amounts in column (b) and enter total	2d		62742669
Expenses			
e Benefit payment and payments to provide benefits:			
(1) Directly to participants or beneficiaries, including direct rollovers	2e(1)	5173130	
(2) To insurance carriers for the provision of benefits	2e(2)		
(3) Other	2e(3)		
(4) Total benefit payments. Add lines **2e(1)** through **(3)**	2e(4)		5173130
f Corrective distributions (see instructions)	2f		
g Certain deemed distributions of participant loans (see instructions)	2g		
h Interest expense	2h		
i Administrative expenses: **(1)** Professional fees	2i(1)	88451	
(2) Contract administrator fees	2i(2)		
(3) Investment advisory and management fees	2i(3)	162074	
(4) Other	2i(4)	147110	
(5) Total administrative expenses. Add lines **2i(1)** through **(4)**	2i(5)		397635
j Total expenses. Add all **expense** amounts in column (b) and enter total	2j		5570765
Net Income and Reconciliation			
k Net income (loss). Subtract line **2j** from line **2d**	2k		57171904
l Transfers of assets:			
(1) To this plan	2l(1)		
(2) From this plan	2l(2)		

Part III Accountant's Opinion

3 Complete lines 3a through 3c if the opinion of an independent qualified public accountant is attached to this Form 5500. Complete line 3d if an opinion is not attached.

a The attached opinion of an independent qualified public accountant for this plan is (see instructions):

(1) [X] Unmodified **(2)** [ ] Qualified **(3)** [ ] Disclaimer **(4)** [ ] Adverse

b Check the appropriate box(es) to indicate whether the IQPA performed an ERISA section 103(a)(3)(C) audit. Check both boxes (1) and (2) if the audit was performed pursuant to both 29 CFR 2520.103-8 and 29 CFR 2520.103-12(d). Check box (3) if pursuant to neither.

(1) [ ] DOL Regulation 2520.103-8 **(2)** [ ] DOL Regulation 2520.103-12(d) **(3)** [X] neither DOL Regulation 2520.103-8 nor DOL Regulation 2520.103-12(d).

c Enter the name and EIN of the accountant (or accounting firm) below:

(1) Name: TEAL, BECKER & CHIARAMONTE CPAS PC **(2)** EIN: 14-1624930

d The opinion of an independent qualified public accountant is **not attached** because:

(1) [ ] This form is filed for a CCT, PSA, or MTIA. **(2)** [ ] It will be attached to the next Form 5500 pursuant to 29 CFR 2520.104-50.

Part IV Compliance Questions

4 CCTs and PSAs do not complete Part IV. MTIAs, 103-12 IEs, and GIAs do not complete lines 4a, 4e, 4f, 4g, 4h, 4k, 4m, 4n, or 5. 103-12 IEs also do not complete lines 4j and 4l. MTIAs also do not complete line 4l.

During the plan year:

		Yes	No	Amount
a Was there a failure to transmit to the plan any participant contributions within the time period described in 29 CFR 2510.3-102? Continue to answer "Yes" for any prior year failures until fully corrected. (See instructions and DOL's Voluntary Fiduciary Correction Program.)	4a		X	

		Yes	No	Amount
b Were any loans by the plan or fixed income obligations due the plan in default as of the close of the plan year or classified during the year as uncollectible? Disregard participant loans secured by participant's account balance. (Attach Schedule G (Form 5500) Part I if "Yes" is checked.)	4b		X	
c Were any leases to which the plan was a party in default or classified during the year as uncollectible? (Attach Schedule G (Form 5500) Part II if "Yes" is checked.)	4c		X	
d Were there any nonexempt transactions with any party-in-interest? (Do not include transactions reported on line 4a. Attach Schedule G (Form 5500) Part III if "Yes" is checked.)	4d		X	
e Was this plan covered by a fidelity bond?	4e	X		500000
f Did the plan have a loss, whether or not reimbursed by the plan's fidelity bond, that was caused by fraud or dishonesty?	4f		X	
g Did the plan hold any assets whose current value was neither readily determinable on an established market nor set by an independent third party appraiser?	4g		X	
h Did the plan receive any noncash contributions whose value was neither readily determinable on an established market nor set by an independent third party appraiser?	4h		X	
i Did the plan have assets held for investment? (Attach schedule(s) of assets if "Yes" is checked, and see instructions for format requirements.)	4i	X		
j Were any plan transactions or series of transactions in excess of 5% of the current value of plan assets? (Attach schedule of transactions if "Yes" is checked and see instructions for format requirements.)	4j	X		
k Were all the plan assets either distributed to participants or beneficiaries, transferred to another plan, or brought under the control of the PBGC?	4k		X	
l Has the plan failed to provide any benefit when due under the plan?	4l		X	
m If this is an individual account plan, was there a blackout period? (See instructions and 29 CFR 2520.101-3.)	4m		X	
n If 4m was answered "Yes," check the "Yes" box if you either provided the required notice or one of the exceptions to providing the notice applied under 29 CFR 2520.101-3.	4n		X	

5a Has a resolution to terminate the plan been adopted during the plan year or any prior plan year? ☐ Yes ☒ No
If "Yes," enter the amount of any plan assets that reverted to the employer this year _____.

5b If, during this plan year, any assets or liabilities were transferred from this plan to another plan(s), identify the plan(s) to which assets or liabilities were transferred. (See instructions.)

5b(1) Name of plan(s)	**5b(2)** EIN(s)	**5b(3)** PN(s)

5c Was the plan a defined benefit plan covered under the PBGC insurance program at any time during this plan year? (See ERISA section 4021 and instructions.) ☒ Yes ☐ No ☐ Not determined
If "Yes" is checked, enter the My PAA confirmation number from the PBGC premium filing for this plan year 482869.

SCHEDULE R (Form 5500)

Department of the Treasury
Internal Revenue Service

Department of Labor
Employee Benefits Security Administration

Pension Benefit Guaranty Corporation

Retirement Plan Information

This schedule is required to be filed under sections 104 and 4065 of the Employee Retirement Income Security Act of 1974 (ERISA) and section 6058(a) of the Internal Revenue Code (the Code).

▶ **File as an attachment to Form 5500.**

OMB No. 1210-0110

2022

This Form is Open to Public Inspection.

For calendar plan year 2022 or fiscal plan year beginning 01/01/2022 and ending 12/31/2022

A Name of plan
BAC LOCAL #5 NEW YORK PENSION PLAN

B Three-digit plan number (PN) ▶ 001

C Plan sponsor's name as shown on line 2a of Form 5500
BAC LOCAL #5 NEW YORK PENSION PLAN

D Employer Identification Number (EIN)
14-6016608

Part I Distributions

All references to distributions relate only to payments of benefits during the plan year.

1 Total value of distributions paid in property other than in cash or the forms of property specified in the instructions **1**

2 Enter the EIN(s) of payor(s) who paid benefits on behalf of the plan to participants or beneficiaries during the year (if more than two, enter EINs of the two payors who paid the greatest dollar amounts of benefits):

EIN(s): _____ _____

Profit-sharing plans, ESOPs, and stock bonus plans, skip line 3.

3 Number of participants (living or deceased) whose benefits were distributed in a single sum, during the plan year **3** 0

Part II Funding Information (If the plan is not subject to the minimum funding requirements of section 412 of the Internal Revenue Code or ERISA section 302, skip this Part.)

4 Is the plan administrator making an election under Code section 412(d)(2) or ERISA section 302(d)(2)? ..... ☐ **Yes** ☐ **No** ☒ **N/A**

If the plan is a defined benefit plan, go to line 8.

5 If a waiver of the minimum funding standard for a prior year is being amortized in this plan year, see instructions and enter the date of the ruling letter granting the waiver. **Date:** Month _____ Day _____ Year _____

If you completed line 5, complete lines 3, 9, and 10 of Schedule MB and do not complete the remainder of this schedule.

6 a Enter the minimum required contribution for this plan year (include any prior year accumulated funding deficiency not waived) **6a**

b Enter the amount contributed by the employer to the plan for this plan year **6b**

c Subtract the amount in line 6b from the amount in line 6a. Enter the result (enter a minus sign to the left of a negative amount) **6c**

If you completed line 6c, skip lines 8 and 9.

7 Will the minimum funding amount reported on line 6c be met by the funding deadline? ..... ☐ **Yes** ☐ **No** ☐ **N/A**

8 If a change in actuarial cost method was made for this plan year pursuant to a revenue procedure or other authority providing automatic approval for the change or a class ruling letter, does the plan sponsor or plan administrator agree with the change? ..... ☐ **Yes** ☐ **No** ☒ **N/A**

Part III Amendments

9 If this is a defined benefit pension plan, were any amendments adopted during this plan year that increased or decreased the value of benefits? If yes, check the appropriate box. If no, check the "No" box. ..... ☐ **Increase** ☐ **Decrease** ☐ **Both** ☒ **No**

Part IV ESOPs (see instructions). If this is not a plan described under section 409(a) or 4975(e)(7) of the Internal Revenue Code, skip this Part.

10 Were unallocated employer securities or proceeds from the sale of unallocated securities used to repay any exempt loan? ..... ☐ **Yes** ☐ **No**

11 a Does the ESOP hold any preferred stock? ..... ☐ **Yes** ☐ **No**

b If the ESOP has an outstanding exempt loan with the employer as lender, is such loan part of a "back-to-back" loan? (See instructions for definition of "back-to-back" loan.) ..... ☐ **Yes** ☐ **No**

12 Does the ESOP hold any stock that is not readily tradable on an established securities market? ..... ☐ **Yes** ☐ **No**

Part V Additional Information for Multiemployer Defined Benefit Pension Plans

13 Enter the following information for each employer that (1) contributed more than 5% of total contributions to the plan during the plan year or (2) was one of the top-ten highest contributors (measured in dollars). See instructions. *Complete as many entries as needed to report all applicable employers.*

a Name of contributing employer HULL CONSTRUCTION

b EIN 20-4293451 **c** Dollar amount contributed by employer 377012

d Date collective bargaining agreement expires *(If employer contributes under more than one collective bargaining agreement, check box* [X] *and see instructions regarding required attachment. Otherwise, enter the applicable date.)* Month 05 Day 31 Year 2027

e Contribution rate information *(If more than one rate applies, check this box* [X] *and see instructions regarding required attachment. Otherwise, complete lines 13e(1) and 13e(2).)*
(1) Contribution rate (in dollars and cents) 13.49
(2) Base unit measure: [X] Hourly [ ] Weekly [ ] Unit of production [ ] Other (specify):

a Name of contributing employer LUPINI CONSTRUCTION

b EIN 16-1192030 **c** Dollar amount contributed by employer 252083

d Date collective bargaining agreement expires *(If employer contributes under more than one collective bargaining agreement, check box* [X] *and see instructions regarding required attachment. Otherwise, enter the applicable date.)* Month 05 Day 31 Year 2027

e Contribution rate information *(If more than one rate applies, check this box* [X] *and see instructions regarding required attachment. Otherwise, complete lines 13e(1) and 13e(2).)*
(1) Contribution rate (in dollars and cents) 13.49
(2) Base unit measure: [X] Hourly [ ] Weekly [ ] Unit of production [ ] Other (specify): _____

a Name of contributing employer ACRANOM MASONRY

b EIN 90-0107612 **c** Dollar amount contributed by employer 281912

d Date collective bargaining agreement expires *(If employer contributes under more than one collective bargaining agreement, check box* [X] *and see instructions regarding required attachment. Otherwise, enter the applicable date.)* Month 05 Day 31 Year 2027

e Contribution rate information *(If more than one rate applies, check this box* [X] *and see instructions regarding required attachment. Otherwise, complete lines 13e(1) and 13e(2).)*
(1) Contribution rate (in dollars and cents) 13.49
(2) Base unit measure: [X] Hourly [ ] Weekly [ ] Unit of production [ ] Other (specify): _____

a Name of contributing employer COMMODORE CONSTRUCTION CORP

b EIN 13-4197008 **c** Dollar amount contributed by employer 290580

d Date collective bargaining agreement expires *(If employer contributes under more than one collective bargaining agreement, check box* [X] *and see instructions regarding required attachment. Otherwise, enter the applicable date.)* Month 05 Day 31 Year 2027

e Contribution rate information *(If more than one rate applies, check this box* [X] *and see instructions regarding required attachment. Otherwise, complete lines 13e(1) and 13e(2).)*
(1) Contribution rate (in dollars and cents) 13.49
(2) Base unit measure: [X] Hourly [ ] Weekly [ ] Unit of production [ ] Other (specify): _____

a Name of contributing employer PCC CONTRACTING INC

b EIN 30-0169397 **c** Dollar amount contributed by employer 203284

d Date collective bargaining agreement expires *(If employer contributes under more than one collective bargaining agreement, check box* [X] *and see instructions regarding required attachment. Otherwise, enter the applicable date.)* Month 05 Day 31 Year 2027

e Contribution rate information *(If more than one rate applies, check this box* [X] *and see instructions regarding required attachment. Otherwise, complete lines 13e(1) and 13e(2).)*
(1) Contribution rate (in dollars and cents) 13.49
(2) Base unit measure: [X] Hourly [ ] Weekly [ ] Unit of production [ ] Other (specify): _____

a Name of contributing employer

b EIN **c** Dollar amount contributed by employer

d Date collective bargaining agreement expires *(If employer contributes under more than one collective bargaining agreement, check box* [ ] *and see instructions regarding required attachment. Otherwise, enter the applicable date.)* Month _____ Day _____ Year _____

e Contribution rate information *(If more than one rate applies, check this box* [ ] *and see instructions regarding required attachment. Otherwise, complete lines 13e(1) and 13e(2).)*
(1) Contribution rate (in dollars and cents) _____
(2) Base unit measure: [ ] Hourly [ ] Weekly [ ] Unit of production [ ] Other (specify): _____

14 Enter the number of deferred vested and retired participants (inactive participants), as of the beginning of the plan year, whose contributing employer is no longer making contributions to the plan for:

a The current plan year. Check the box to indicate the counting method used to determine the number of inactive participants: [X] last contributing employer [ ] alternative [ ] reasonable approximation (see instructions for required attachment)	**14a**	
b The plan year immediately preceding the current plan year. [ ] Check the box if the number reported is a change from what was previously reported (see instructions for required attachment)	**14b**	
c The second preceding plan year. [ ] Check the box if the number reported is a change from what was previously reported (see instructions for required attachment)	**14c**	

15 Enter the ratio of the number of participants under the plan on whose behalf no employer had an obligation to make an employer contribution during the current plan year to:

a The corresponding number for the plan year immediately preceding the current plan year	**15a**	0.94
b The corresponding number for the second preceding plan year	**15b**	0.93

16 Information with respect to any employers who withdrew from the plan during the preceding plan year:

a Enter the number of employers who withdrew during the preceding plan year	**16a**	
b If line 16a is greater than 0, enter the aggregate amount of withdrawal liability assessed or estimated to be assessed against such withdrawn employers	**16b**	

17 If assets and liabilities from another plan have been transferred to or merged with this plan during the plan year, check box and see instructions regarding supplemental information to be included as an attachment [ ]

Part VI Additional Information for Single-Employer and Multiemployer Defined Benefit Pension Plans

18 If any liabilities to participants or their beneficiaries under the plan as of the end of the plan year consist (in whole or in part) of liabilities to such participants and beneficiaries under two or more pension plans as of immediately before such plan year, check box and see instructions regarding supplemental information to be included as an attachment [ ]

19 If the total number of participants is 1,000 or more, complete lines (a) through (c)

a Enter the percentage of plan assets held as:
Stock: _____% Investment-Grade Debt: _____% High-Yield Debt: _____% Real Estate: _____% Other: _____%

b Provide the average duration of the combined investment-grade and high-yield debt:
[ ] 0-3 years [ ] 3-6 years [ ] 6-9 years [ ] 9-12 years [ ] 12-15 years [ ] 15-18 years [ ] 18-21 years [ ] 21 years or more

c What duration measure was used to calculate line 19(b)?
[ ] Effective duration [ ] Macaulay duration [ ] Modified duration [ ] Other (specify):

20 **PBGC missed contribution reporting requirements.** If this is a multiemployer plan or a single-employer plan that is not covered by PBGC, skip line 20.

a Is the amount of unpaid minimum required contributions for all years from Schedule SB (Form 5500) line 40 greater than zero? [ ] Yes [ ] No

b If line 20a is "Yes," has PBGC been notified as required by ERISA sections 4043(c)(5) and/or 303(k)(4)? Check the applicable box:

[ ] Yes.

[ ] No. Reporting was waived under 29 CFR 4043.25(c)(2) because contributions equal to or exceeding the unpaid minimum required contribution were made by the 30th day after the due date.

[ ] No. The 30-day period referenced in 29 CFR 4043.25(c)(2) has not yet ended, and the sponsor intends to make a contribution equal to or exceeding the unpaid minimum required contribution by the 30th day after the due date.

[ ] No. Other. Provide explanation_____

BRICKLAYERS AND ALLIED CRAFTWORKERS, LOCAL 5, NEW YORK RETIREMENT FUND PENSION PLAN

FINANCIAL STATEMENTS

DECEMBER 31, 2022 AND 2021



Teal, Becker & Chiaramonte™
CERTIFIED PUBLIC ACCOUNTANTS & ADVISORS

A Higher Standard of Excellence

TABLE OF CONTENTS

	Page
Independent Auditors' Report	1-3
Statements Of Net Assets Available For Benefits	4
Statements Of Changes In Net Assets Available For Benefits	5
Notes To Financial Statements	6-15
SUPPLEMENTARY INFORMATION	**Schedule Number**
Schedules Of Administrative Expenses	I
Schedule H, Line 4i - Schedule Of Assets (Held At End Of Year)	II
Schedule H, Line 4i - Schedule Of Assets (Acquired And Disposed of Within Year)	III
Schedule H, Line 4j - Schedule Of Reportable Transactions	IV

To The Board Of Trustees
Bricklayers and Allied Craftworkers, Local 5,
New York Retirement Fund Pension Plan
Rego Park, New York

Independent Auditors' Report

Opinion

We have audited the financial statements of the Bricklayers and Allied Craftworkers, Local 5, New York Retirement Fund Pension Plan (the Plan), an employee benefit plan subject to the Employee Retirement Income Security Act of 1974 (ERISA), which comprise the statements of net assets available for benefits as of December 31, 2022 and 2021, and the related statements of changes in net assets available for benefits for the years ended December 31, 2022 and 2021, and the related notes to the financial statements.

In our opinion, the accompanying financial statements present fairly, in all material respects, net assets available for benefits of the Bricklayers and Allied Craftworkers, Local 5, New York Retirement Fund Pension Plan as of December 31, 2022 and 2021, and the changes in net assets available for benefits for the years ended December 31, 2022 and 2021 in accordance with accounting principles generally accepted in the United States of America.

Basis for Opinion

We conducted our audits in accordance with auditing standards generally accepted in the United States of America (GAAS). Our responsibilities under those standards are further described in the Auditors' Responsibilities for the Audit of the Financial Statements section of our report. We are required to be independent of the Bricklayers and Allied Craftworkers, Local 5, New York Retirement Fund Pension Plan and to meet our other ethical responsibilities, in accordance with the relevant ethical requirements relating to our audits. We believe that the audit evidence we have obtained is sufficient and appropriate to provide a basis for our audit opinion.

Responsibilities of Management for the Financial Statements

Management is responsible for the preparation and fair presentation of the financial statements in accordance with accounting principles generally accepted in the United States of America, and for the design, implementation, and maintenance of internal control relevant to the preparation and fair presentation of financial statements that are free from material misstatement, whether due to fraud or error.

In preparing the financial statements, management is required to evaluate whether there are conditions or events, considered in the aggregate, that raise substantial doubt about the Bricklayers and Allied Craftworkers, Local 5, New York Retirement Fund Pension Plan's ability to continue as a going concern for one year after the date that the financial statements are issued.

Responsibilities of Management for the Financial Statements (Continued)

Management is also responsible for maintaining a current plan instrument, including all plan amendments, administering the Plan, and determining that the Plan's transactions that are presented and disclosed in the financial statements are in conformity with the Plan's provisions, including maintaining sufficient records with respect to each of the participants, to determine the benefits due or which may become due to such participants.

Auditors' Responsibilities for the Audit of the Financial Statements

Our objectives are to obtain reasonable assurance about whether the financial statements as a whole are free from material misstatement, whether due to fraud or error, and to issue an auditors' report that includes our opinion. Reasonable assurance is a high level of assurance but is not absolute assurance and therefore is not a guarantee that an audit conducted in accordance with GAAS will always detect a material misstatement when it exists. The risk of not detecting a material misstatement resulting from fraud is higher than for one resulting from error, as fraud may involve collusion, forgery, intentional omissions, misrepresentations, or the override of internal control. Misstatements are considered material if there is a substantial likelihood that, individually or in the aggregate, they could reasonably be expected to influence the economic decisions of users made on the basis of these financial statements.

In performing an audit in accordance with GAAS, we:

- Exercise professional judgment and maintain professional skepticism throughout the audit.
- Identify and assess the risks of material misstatement of the financial statements, whether due to fraud or error, and design and perform audit procedures responsive to those risks. Such procedures include examining, on a test basis, evidence regarding the amounts and disclosures in the financial statements.
- Obtain an understanding of internal control relevant to the audit in order to design audit procedures that are appropriate in the circumstances, but not for the purpose of expressing an opinion on the effectiveness of the Bricklayers and Allied Craftworkers, Local 5, New York Retirement Fund Pension Plan's internal control. Accordingly, no such opinion is expressed.
- Evaluate the appropriateness of accounting policies used and the reasonableness of significant accounting estimates made by management, as well as evaluate the overall presentation of the financial statements.
- Conclude whether, in our judgment, there are conditions or events, considered in the aggregate, that raise substantial doubt about the Bricklayers and Allied Craftworkers, Local 5, New York Retirement Fund Pension Plan's ability to continue as a going concern for a reasonable period of time.

Auditors' Responsibilities for the Audit of the Financial Statements (Continued)

We are required to communicate with those charged with governance regarding, among other matters, the planned scope and timing of the audit, significant audit findings, and certain internal control related matters that we identified during the audits.

Supplementary Schedule Required by ERISA

Our audits were conducted for the purpose of forming an opinion on the financial statements as a whole. The supplementary Schedule H, Line 4i - Schedule of Assets (Held at End of Year) as of December 31, 2022, Schedule H, Line 4i - Schedule of Assets (Acquired and Disposed of within Year) and Schedule H, Line 4j - Schedule Of Reportable Transaction for the year ended December 31, 2022 are presented for purposes of additional analysis and are not a required part of the financial statements but are supplementary information required by the Department of Labor's Rules and Regulations for Reporting and Disclosure under ERISA. Such information is the responsibility of management and was derived from and relates directly to the underlying accounting and other records used to prepare the financial statements. The information has been subjected to the auditing procedures applied in the audits of the financial statements and certain additional procedures, including comparing and reconciling such information directly to the underlying accounting and other records used to prepare the financial statements or to the financial statements themselves, and other additional procedures in accordance with GAAS.

In forming our opinion on the supplementary schedules, we evaluated whether the supplementary schedules, including their form and content, are presented in accordance with the Department of Labor's Rules and Regulations for Reporting and Disclosure under ERISA. In our opinion, the information in the accompanying schedules are fairly stated, in all material respects, in relation to the financial statements as a whole, and the form and content are presented in accordance with the Department of Labor's Rules and Regulations for Reporting and Disclosure under ERISA.

Other Supplementary Information

Our audits were conducted for the purpose of forming an opinion on the financial statements as a whole. The supplementary Schedules of Administrative Expenses are presented for purposes of additional analysis and are not a required part of the financial statements. Such information is the responsibility of management and was derived from and relates directly to the underlying accounting and other records used to prepare the financial statements. The information has been subjected to the auditing procedures applied in the audits of the financial statements and certain additional procedures, including comparing and reconciling such information directly to the underlying accounting and other records used to prepare the financial statements or to the financial statements themselves, and other additional procedures in accordance with auditing standards generally accepted in the United States of America. In our opinion, the information is fairly stated in all material respects in relation to the financial statements as a whole.

Teal Becker & Chiaramonte, CPAs PC

Albany, New York
October 13, 2023

BRICKLAYERS AND ALLIED CRAFTWORKERS,
LOCAL 5, NEW YORK RETIREMENT FUND
PENSION PLAN

Statements Of Net Assets Available For Benefits

December 31

	2022	2021
Assets:		
Investments at fair value: (Note 3)		
Corporate bonds	$ 22,100,431	$ -
U.S. Government Securities	16,792,125	1,427,188
Mutual funds and exchange traded funds	9,621,215	1,360,576
Common stocks	3,122,044	1,188,096
Money market fund	988,953	86,693
Total investments at fair value	52,624,768	4,062,553
Receivables:		
PBGC Special Financial Assistance (Note 4)	8,171,172	-
Employers' contributions	294,859	239,691
Interest and dividends	244,206	6,993
Due from affiliates (Note 5)	201,878	145,627
Other receivables	-	15,944
Total receivables	8,912,115	408,255
Prepaids and other assets	356,741	328,677
Cash	171,092	107,717
Total assets	62,064,716	4,907,202
Liabilities:		
Accounts and other payables	361,979	376,369
Total liabilities	361,979	376,369
Net Assets Available For Benefits	$ 61,702,737	$ 4,530,833

The accompanying notes are an integral part of these financial statements

BRICKLAYERS AND ALLIED CRAFTWORKERS,
LOCAL 5, NEW YORK RETIREMENT FUND
PENSION PLAN

Statements Of Changes In Net Assets Available For Benefits

For The Years Ended December 31

	2022	2021
Additions to net assets:		
Investment income (loss):		
Interest and dividends	$ 1,113,494	$ 146,378
Investment fees	(162,074)	(33,070)
Net appreciation (depreciation) in fair value of investments	(9,103,132)	391,419
Net investment income (loss)	(8,151,712)	504,727
Contributions:		
Employers' contributions	2,856,678	2,473,123
Less: transfers under reciprocal agreements	(2,056,444)	(1,545,138)
Net employers' contributions	800,234	927,985
Other income (expenses):		
PBGC Special Financial Assistance (Note 4)	69,928,464	-
Miscellaneous income	3,609	16,811
Liquidated damages fees	(3,059)	(13,089)
Total other income, net	69,929,014	3,722
Total additions to net assets	62,577,536	1,436,434
Deductions from net assets:		
Pension benefits	5,173,130	5,189,921
Administrative expenses	232,502	274,370
Total deductions from net assets	5,405,632	5,464,291
Net increase (decrease) in net assets available for benefits	57,171,904	(4,027,857)
Net assets available for benefits - beginning	4,530,833	8,558,690
Net Assets Available For Benefits - Ending	$ 61,702,737	$ 4,530,833

The accompanying notes are an integral part of these financial statements

BRICKLAYERS AND ALLIED CRAFTWORKERS,
LOCAL 5, NEW YORK RETIREMENT FUND
PENSION PLAN

Notes To Financial Statements

Note 1: Description Of Plan

Background information - The Bricklayers and Allied Craftworkers, Local 5, New York Retirement Fund Pension Plan (the Plan) was formed on January 1, 1959, to provide its members with a monthly income upon retirement from active employment in the trade in its jurisdiction. A Plan Agreement providing benefits and other provisions in more detail is available to all plan participants.

Funding policy - Contributions from employers as required by the Collective Bargaining Agreement are based upon hours worked during the year by covered employees.

The Plan is a defined benefit (unit benefit) plan to which employers contributed as follows:

	Dutchess, Orange, Sullivan, And Ulster Counties, Except Tuxedo Township	**Westchester, Rockland, And Putnam Counties, Including Tuxedo Township**
January 1, 2021 - December 31, 2022	$13.39/hr.	$13.49/hr.

Effective April 1, 2019, the Plan entered into an agreement with the Pension and Annuity Plan of the Bricklayers Pension Fund (Local 1 Pension Fund), whereby upon written election, a Plan participant may designate Local 1 Pension Fund as their supplemental home fund for the purposes of having a portion of their contributions reciprocated on their behalf to the Local 1 Pension Fund in order to accrue a pension benefit with the Local 1 Pension Fund.

Pension benefits - There are three different pensions provided under the Plan: normal, early retirement, and disability. Eligibility is established as defined by the Plan. Benefits are based upon accumulated pension credits for the past and/or future years of service as defined by the Plan.

A summary of the Plan's actuarial liabilities was determined by the Plan's actuary as of the date of their last evaluation, January 1, 2022. This information is detailed in Note 5 of the financial statements.

Plan termination - Among other things, according to the Plan document, should the Plan terminate at some future time, its net assets available for benefits will not be available on a pro rata basis to provide participants' benefits. Whether a particular participant's accumulated plan benefits will be paid, depends on both the priority of those benefits and the level of benefits guaranteed by the Pension Benefit Guaranty Corporation (PBGC) at that time. Some benefits may be fully or partially provided for by the then existing assets and the PBGC guaranty while other benefits may not be provided for at all.

Note 2: Summary Of Significant Accounting Policies

Investment valuation and income recognition - Accounting principles generally accepted in the United States of America establish a fair value hierarchy that prioritizes the inputs to valuation techniques used to measure fair value. This hierarchy consists of three broad levels: Level 1 inputs consist of unadjusted quoted prices in active markets for identical assets and have the highest priority, and Level 3 inputs have the lowest priority. The Plan uses appropriate valuation techniques based on the available inputs to measure the fair value of its investments. When available, the Plan measures fair value using Level 1 inputs because they generally provide the most reliable evidence of fair value. Level 3 inputs are used only when Level 1 or Level 2 inputs are not available. The three levels of the fair value hierarchy in accordance with accounting principles generally accepted in the United States of America are described below:

Level 1: Unadjusted quoted prices in active markets for identical, unrestricted assets, or liabilities that the Plan has the ability to access at the measurement date;

Level 2: Quoted prices which are not active, quoted prices for similar assets or liabilities in active markets, or inputs other than quoted prices that are observable (either directly or indirectly) for substantially the full term of the asset or liability; and

Level 3: Significant unobservable prices or inputs (including the Plan's own assumptions in determining the fair value of investments) where there is little or no market activity for the asset or liability at the measurement date.

The asset's or liability's fair value measurement level within the fair value hierarchy is based on the lowest level of any input that is significant to the fair value measurement. Valuation techniques used need to maximize the use of observable inputs and minimize the use of unobservable inputs.

Dividend income is recorded on the ex-dividend date, whereas interest income is recorded as earned on the accrual basis. Purchases and sales of securities are reflected on a trade-date basis and gains or losses on sales of securities are based on the actual cost of the specific security. Unrealized gains and losses are included in the change in net assets in the accompanying statements of changes in net assets available for benefits.

Receivables - Substantially all of the receivables are considered collectible. Accordingly, no allowance for doubtful accounts is required. If it is probable accounts are uncollectible, they are charged to operations and an allowance is established when that determination is made.

Tax status - The United States Treasury Department advised that the Plan constitutes a qualified trust under Section 501(a) of the Internal Revenue Code of 1954, as amended, and is, therefore, exempt from federal income taxes. Tax positions are evaluated and recognized in the financial statements when it is more-likely-than-not the position will be sustained upon examination by the tax authorities.

Note 2: Summary Of Significant Accounting Policies (Continued)

The Plan obtained its latest determination letter on June 16, 2015, in which the Internal Revenue Service stated that the Plan, as then designed, was in compliance with the applicable requirements of the Internal Revenue Code. The Plan has been amended since receiving the determination letter. However, the Plan Administrator and the Plan's tax counsel believe that the Plan is currently designed and being operated in compliance with the applicable requirements of the Internal Revenue Code. Therefore, they believe that the Plan was qualified and the related trust was tax-exempt as of the financial statement date.

Estimates - The preparation of financial statements in accordance with accounting principles generally accepted in the United States of America requires Plan management to make estimates and assumptions that affect certain reported amounts and disclosures. The application of these accounting principles involves the exercise of judgment and use of assumptions as to future uncertainties and, as a result, actual results could differ from these estimates. The Plan periodically evaluates estimates and assumptions used in the preparation of the financial statements and makes changes on a prospective basis when adjustments are necessary. Significant estimates made by the Plan in the accompanying financial statements include certain assumptions related to the actuarial present value of accumulated plan benefits. Actual results could differ from these estimates.

Presentation - Certain reclassifications, when applicable, are made to the prior year financial statement presentation to correspond to the current year's format. Reclassifications, when made, have no effect on total net assets available for benefits or changes in net assets available for benefits.

Note 3: Fair Value Measurements

The following is a description of the valuation methodologies used for assets at fair value at December 31, 2022 and 2021:

U.S. Government Securities and corporate bonds: Valued at fair value quoted on an active market, if available, or valued based on a matrix computation as calculated by the investment brokerage firm.

Common stocks, mutual funds and exchange traded funds: Valued at quoted market prices.

Money market fund: Valued at a constant $1 per share.

The preceding methods may produce fair value calculations that may not be indicative of net realizable value or reflective of future fair values. Furthermore, although the Plan believes its valuation methods are appropriate and consistent with other market participants, the use of different methodologies or assumptions to determine the fair value of certain financial instruments could result in different fair value measurements at the reporting date.

Note 3: Fair Value Measurements (Continued)

All investments are valued using a market approach. There were no changes in the valuation techniques during the current year.

Fair Value Measurements At Reporting Date Using:

	Quoted Prices In Active Markets For Identical Assets (Level 1)	Significant Other Observable Inputs (Level 2)	Significant Unobservable Inputs (Level 3)	Total Fair Value
December 31, 2022				
Corporate bonds	$ -	$ 22,100,431	$ -	$ 22,100,431
U.S. Government Securities	3,602,475	13,189,650	-	16,792,125
Exchange traded funds	9,621,215	-	-	9,621,215
Common stocks	3,122,044	-	-	3,122,044
Money market fund	988,953	-	-	988,953
Total Investments	$ 17,334,687	$ 35,290,081	$ -	$ 52,624,768
December 31, 2021				
U.S. Government Securities	$ 890,119	$ 537,069	$ -	$ 1,427,188
Mutual funds	1,360,576	-	-	1,360,576
Common stocks	1,188,096	-	-	1,188,096
Money market fund	86,693	-	-	86,693
Total Investments	$ 3,525,484	$ 537,069	$ -	$ 4,062,553

Note 4: PBGC Special Financial Assistance

On March 11, 2021 the American Rescue Plan Act was signed into law which included the Butch Lewis Emergency Pension Relief Act of 2021 which creates a special financial assistance (SFA) program for those plans that are expected to become insolvent in the near future. A qualifying plan may apply to the PBGC and, upon approval, would receive financial assistance. Under this program, a plan should receive enough financial assistance to keep it solvent and well-funded for thirty-years with no cuts to the earned benefits of participants and beneficiaries. In exchange for the financial assistance, each plan would have to comply with certain conditions.

In September 2021, the Plan filed an application which was approved in January 2022 and funded by the PBGC in February 2022 in the amount of $61,757,292. In August 2022, the Plan filed a supplemented application as allowed by the Final Rule of the American Rescue Plan Act SFA program which was approved in December 2022 and funded by the PBGC in January 2023 in the amount of $8,171,172.

This funding is not a loan and there is no requirement to pay back the financial assistance. The plan receiving SFA is deemed to be in critical status until the last day of the last plan year ending in 2051.

Note 5: Related Party Transactions

The Pension Plan of the Bricklayers and Allied Craftworkers, Local 5, New York Retirement Fund is affiliated with Bricklayers and Allied Craftworkers Local 1 New York (the Union), Local 5, New York Bricklayers and Allied Craftworkers Realty Corporation, Bricklayers and Allied Craftworkers, Local 5, New York Welfare Fund, Retirement Fund Annuity Plan, Labor Management Coalition, and Apprentice Training and Journeymen Upgrading Fund as a result of the collective bargaining process or identical trustees. The Plan is also affiliated with the Pension and Annuity Plan of the Bricklayers Pension Fund (Local 1 Pension Fund) through the Union.

The Pension Plan of the Bricklayers and Allied Craftworkers, Local 5, New York Retirement Fund shares office space, personnel, and various administrative costs with the Annuity Plan of the Bricklayers and Allied Craftworkers, Local 5, New York Retirement Fund, Welfare Fund, Labor Management Coalition, and Apprentice Training and Journeymen Upgrading Fund (collectively known as the Benefit Funds). These shared expenses were allocated depending on the type of expenditures incurred.

Note 5: Related Party Transactions (Continued)

Transactions and balances with the related parties at December 31 consist of:

	2022	2021
Due from affiliates		
Due From Affiliates - The Plan shares various costs as stated previously. As a result, certain shared expenses are receivable from the related funds, and services performed by the Union and Local 1 Pension Fund personnel for the Plan are reimbursed. In addition, contributions are deposited into a joint account and remitted monthly to the Plan.	$ 201,878	$ 145,627
Income and expenses		
Shared Administrative Expenses - The Plan reimburses the Union and Local 1 Pension Fund for personnel expenses and other administrative costs incurred by the Union and Local 1 Pension Fund on behalf of the Plan. These expenses were allocated in accordance with the agreements and supported by time records.	$ 47,898	$ 51,433
Shared Personnel Expenses - The Plan reimburses the Bricklayers and Allied Craftworkers, Local 5 New York Apprentice Training and Journeymen Upgrading Fund for personnel expenses incurred on their behalf.	$ 14,730	$ 13,463
Lease Expense - The Plan leases office space from Local 5, New York Bricklayers and Allied Craftworkers Realty Corporation under an operating lease that was terminated in December 2022.	$ 6,126	$ 6,126

Note 6: Accumulated Plan Benefits

An actuary determines the actuarial present value of accumulated plan benefits, which is the amount that results from applying actuarial assumptions to adjust the accumulated plan benefits to reflect the time value of money (through discounts for interest) and the probability of payment (by means of decrements such as for death, disability, withdrawal, or retirement) between the valuation date and the expected date of payment. It has been determined by the Plan's actuary that minimum funding standards have not been met. A request for a minimum funding waiver has not been made nor is it required pursuant to Internal Revenue Code Section 4971(g).

The accumulated plan benefits' information as of January 1 (latest valuation dates available) consists of:

	2022	2021
Vested benefits:		
Retired employees/beneficiaries	$ 48,214,331	$ 49,290,055
Nonretired participants (active and inactive)	22,269,005	26,166,230
Total vested accrued liability	70,483,336	75,456,285
Nonvested benefits:		
Nonvested participants	305,170	18,375
Total actuarial present value of accumulated plan benefits	70,788,506	75,474,660
Net assets available for benefits	4,530,833	8,558,690
Deficit Of Net Assets Available For Benefits Over Actuarial Present Value Of Accumulated Plan Benefits	$ (66,257,673)	$ (66,915,970)

Note 6: Accumulated Plan Benefits (Continued)

The change in the present value of accumulated plan benefits is shown below:

	2022	2021
Actuarial present value of accumulated plan benefits as of beginning of Plan year	$ 75,474,660	$ 77,604,757
Decrease attributable to:		
Benefits accumulated and net gains (losses)	(1,653,239)	(108,619)
Benefits paid	(5,189,921)	(5,323,528)
Change in assumptions	(1,476,167)	(445,100)
Decrease in discount period (passage of time)	3,633,173	3,747,150
Net decrease	(4,686,154)	(2,130,097)
Actuarial Present Value Of Accumulated Plan Benefits As Of End Of Plan Year	$ 70,788,506	$ 75,474,660

Significant assumptions underlying the actuarial computations for the Bricklayers and Allied Craftworkers, Local 5, New York Retirement Fund Pension Plan are as follows:

Assumptions:

Rate of Return on Investments: 5.00%

Mortality: RP - 2006 Blue Collar Employee and Healthy and Disabled Annuitant Mortality tables projected generationally from 2006 with Scale MP-2021 (2022) and RP - 2014 Blue Collar Employee, Disabled Retiree and Blue Collar Annuitant Sex Distinct Table using scale MP-2020 improvement from year 2015 (2021).

Withdrawal: Table T-5 from Pension Actuary's Handbook.

Disability: *1973 Disability Model, Transactions of Society of Actuaries, XXVI.*

Future Employment: 140,000 total hours per year.

Definition of Active: A member must have worked 100 or more hours in the most recent plan year, excluding those who have retired as of the valuation date.

Note 6: Accumulated Plan Benefits (Continued)

Retirement Age: 100% at age 65 for inactive vested participants. For active participants 5% at age 55, 63, and 64, 2% at age 56-59 and 61, 15% at age 60, 30% at age 62, and 100% at age 65.

Percent Married; Age of Spouse and Benefit Election: 100%; Females are two years younger than their spouses and 50% of all participants are assumed to elect the Life Annuity and 50% are assumed to elect the 50% Joint and Survivor Pop-up pension.

Expenses: The annual administration expense assumption is $300,000 increasing by 2.0% annually.

Actuarial Cost Method: Unit credit

Asset Valuation Method: The market value of assets less unrecognized returns in each of the last five years. Unrecognized return is equal to the difference between the actual market return and the expected return on the actuarial value and is recognized over a five-year period. The actuarial value is further adjusted, if necessary, to be within 20% of the market value.

Note 7: Concentrations Of Credit Risk

Financial instruments that potentially subject the Bricklayers and Allied Craftworkers, Local 5, New York Retirement Fund Pension Plan to concentrations of credit risk consist principally of cash in financial institutions. Accounts at each institution are insured up to the Federal Deposit Insurance Corporation (FDIC) limits.

The Plan maintains accounts with a stock brokerage firm. The account contains cash and securities. Balances are insured up to the Securities Investor Protection Corporation limits.

Note 8: Risks And Uncertainties

The Plan invests in various investment securities. Investment securities are exposed to various risks such as interest rate, market, and credit risks. Due to the level of risk associated with certain investment securities, it is at least reasonably possible that changes in the values of investment securities will occur in the near term and that such changes could materially affect the amounts reported in the statements of net assets available for benefits.

Note 9: Commitments And Contingencies

The Plan follows the guidance for uncertainty in income taxes. As of December 31, 2022, the Plan believes that it has appropriate support for the income tax positions taken and to be taken on its returns based on an assessment of many factors including experience and interpretations of tax laws applied to the facts of each matter. The Plan has concluded that there are no significant uncertain tax positions requiring disclosure, and there are no material amounts of unrecognized tax benefits.

Note 10: Subsequent Events

Subsequent events have been evaluated through October 13, 2023, which is the date the financial statements were available to be issued.

SUPPLEMENTARY INFORMATION

Schedule I

BRICKLAYERS AND ALLIED CRAFTWORKERS,
LOCAL 5, NEW YORK RETIREMENT FUND
PENSION PLAN

Schedules Of Administrative Expenses

For The Years Ended December 31

	2022	2021
Administrative expenses:		
Fees: fund administration	$ 62,628	$ 64,896
actuarial	40,398	35,925
accounting	36,500	37,433
legal	8,494	9,005
consulting	-	44,986
PBGC insurance	25,440	24,831
Insurance	24,850	23,545
Bank charges	13,685	9,512
Office, computer and postage	12,920	13,624
Lease	6,126	6,126
Miscellaneous	1,461	4,487
Total Administrative Expenses	$ 232,502	$ 274,370

**BRICKLAYERS AND ALLIED CRAFTWORKERS,
LOCAL 5, NEW YORK RETIREMENT FUND
PENSION PLAN**

EIN: 14-6016608 Plan: 001
Schedule H, Line 4i - Schedule Of Assets (Held At End Of Year)

December 31, 2022

(a)	(b) Identity Of Issue, Borrower, Lessor, Or Similar Party	(c) Description Of Investment Including Maturity Date, Rate Of Interest, Collateral, Par, Or Maturity Value			(d) Cost	(e) Current Value
	Exchange Traded Fund:					
	ISHARES CORE S&P 500 ETF	25,042 shares			$ 10,068,233	$ 9,621,215
	Total Exchange Traded Fund				10,068,233	9,621,215
	Money Market Fund:					
	BLF FEDFUND CASH RESERVE				988,953	988,953
	Total Money Market Fund				988,953	988,953
	U.S. Government Securities:					
	METROPOLITAN TRANSN AUTH N Y REV SER C TAXABLE	NOV15 2049	5.175%	60,000	72,609	51,780
	RESOLUTION FUNDING CORP PRIN STRIPS	APR 15 2030	ZERO	1,505,000	1,254,874	1,095,309
	RESOLUTION FUNDING CORP PRIN STRIPS	JAN 15 2030	ZERO	645,000	547,990	472,469
	U.S. TREASURY BOND	MAY 15 2052	2.875%	135,000	123,956	109,181
	U.S. TREASURY BOND	NOV 15 2042	4.000%	15,000	15,105	14,782
	U.S. TREASURY BOND	NOV 15 2052	4.000%	5,000	5,035	5,052
	U.S. TREASURY NOTE	AUG 15 2025	3.125%	1,705,000	1,692,679	1,656,646
	U.S. TREASURY NOTE	AUG 31 2027	3.125%	465,000	463,656	447,962
	U.S. TREASURY NOTE	AUG 31 2024	3.250%	1,335,000	1,329,351	1,307,726
	U.S. TREASURY NOTE	NOV 15 2032	4.125%	60,000	63,045	61,453
	U.S. TREASURY STRIP	FEB 15 2027	ZERO	2,735,000	2,365,022	2,313,017
	U.S. TREASURY STRIP	FEB 15 2034	ZERO	9,825,000	6,814,134	6,250,862
	U.S. TREASURY STRIP	MAY 15 2034	ZERO	4,040,000	2,757,721	2,541,847
	U.S. TREASURY STRIPS	AUG 15 2030	ZERO	630,000	458,892	464,039
	Total U.S. Government Securities				17,964,069	16,792,125
	Corporate Bonds:					
	ABBOTT LABORATORIES GLB	JUN 30 2030	1.400%	40,000	36,311	31,892
	ABBVIE INC GLB	NOV 21 2026	2.950%	140,000	140,326	130,354
	ABBVIE INC GLB	NOV 21 2029	3.200%	95,000	96,955	85,997
	AERCAP IRELAND CAP/GLOBA COMPANY GUARNT GLB	OCT 29 2024	1.650%	150,000	139,637	138,414
	AERCAP IRELAND CAP/GLOBA COMPANY GUARNT GLB	JAN 30 2032	3.300%	100,000	90,698	78,467
	ALABAMA POWER CO SER 20-A GLB	SEP 15 2030	1.450%	160,000	141,744	125,062
	ALPHABET INC GLB	AUG 15 2030	1.100%	40,000	34,751	31,436
	ALTRIA GROUP INC COMPANY GUARNT GLB	FEB 14 2026	4.400%	30,000	30,325	29,395
	AMAZON.COM INC GLB	MAY 12 2031	2.100%	60,000	56,922	49,198
	AMAZON.COM INC GLB	AUG 22 2027	3.150%	175,000	174,982	164,817
	AMAZON.COM INC GLB	APR 13 2032	3.600%	5,000	4,869	4,591
	AMERICAN ELECTRIC POWER GLB	MAR 01 2030	2.300%	70,000	65,174	57,520
	AMERICAN INTL GROUP GLB	JUN 30 2025	2.500%	95,000	91,488	89,505
	AMERICAN TOWER CORP GLB	SEP 15 2031	2.300%	115,000	94,224	89,718
	AMGEN INC GLB	FEB 22 2029	3.000%	110,000	107,077	97,600
	AMGEN INC GLB	FEB 22 2032	3.350%	35,000	36,468	30,680
	ANHEUSER-BUSCH CO/INBEV COMP GUARNT SER * GLB	FEB 01 2026	3.650%	125,000	125,678	120,395
	ANHEUSER-BUSCH INBEV WOR COMPANY GUARNT GLB	JUN 01 2030	3.500%	70,000	74,251	63,911
	ANTHEM INC GLB	MAY 15 2030	2.250%	20,000	17,345	16,632
	APPLE INC GLB	AUG 05 2028	1.400%	105,000	97,712	89,126
	APPLE INC GLB	AUG 05 2031	1.700%	200,000	183,747	160,446

**BRICKLAYERS AND ALLIED CRAFTWORKERS,
LOCAL 5, NEW YORK RETIREMENT FUND
PENSION PLAN**

EIN: 14-6016608 Plan: 001
Schedule H, Line 4i - Schedule Of Assets (Held At End Of Year)

December 31, 2022

(a)	(b)	(c)			(d)	(e)
	Identity Of Issue, Borrower, Lessor, Or Similar Party	Description Of Investment Including Maturity Date, Rate Of Interest, Collateral, Par, Or Maturity Value			Cost	Current Value
	Corporate Bonds (Continued):					
	APPLE INC GLB	FEB 08 2051	2.650%	10,000	6,281	6,630
	ASTRAZENECA PLC GLB	AUG 06 2030	1.375%	130,000	112,021	103,029
	AT&T INC GLB	FEB 01 2032	2.250%	290,000	270,895	228,158
	BANK OF AMERICA CORP GLB	APR 27 2033	VAR	130,000	130,000	119,397
	BANK OF AMERICA CORP GLB	FEB 04 2033	VAR	590,000	548,694	477,994
	BANK OF AMERICA CORP SER MTN GLB	SEP 25 2025	VAR	100,000	93,476	92,070
	BANK OF AMERICA CORP SUBORDINATED GLB	SEP 21 2036	VAR	270,000	231,182	199,060
	BANK OF MONTREAL SER MTN	MAR 08 2027	2.650%	40,000	39,032	36,585
	BANK OF NY MELLON CORP GLB	JAN 26 2027	2.050%	250,000	242,255	224,905
	BAT CAPITAL CORP COMPANY GUARNT GLB	MAR 25 2031	2.726%	75,000	67,894	58,712
	BAT CAPITAL CORP COMPANY GUARNT GLB	SEP 06 2024	2.789%	55,000	53,862	52,653
	BECTON DICKINSON AND CO -	JUN 06 2027	3.700%	30,000	30,985	28,413
	BECTON DICKINSON AND CO GLB	FEB 11 2031	1.957%	85,000	76,388	67,422
	BERKSHIRE HATHAWAY ENERG GLB	MAY 15 2031	1.650%	85,000	73,083	65,790
	BERKSHIRE HATHAWAY INC GLB	MAR 15 2026	3.125%	95,000	94,236	91,137
	BLACKROCK INC GLB	FEB 25 2032	2.100%	20,000	18,105	16,151
	BOEING CO GLB	MAY 01 2025	4.875%	400,000	401,919	396,320
	BOEING CO GLB	MAY 01 2030	5.150%	135,000	134,625	132,072
	BOSTON PROPERTIES LP GLB	OCT 01 2033	2.450%	70,000	56,031	50,560
	BP CAP MARKETS AMERICA COMPANY GUARNT GLB	JAN 12 2032	2.721%	100,000	95,696	84,070
	BRIGHTHOUSE FINANCIAL IN GLB	JUN 22 2027	3.700%	25,000	24,110	23,196
	BRISTOL-MYERS SQUIBB CO GLB	MAR 15 2032	2.950%	135,000	135,181	118,134
	BROADCOM INC COMPANY GUARNT GLB	OCT 15 2024	3.625%	215,000	213,832	209,432
	BROADCOM INC COMPANY GUARNT GLB	NOV 15 2032	4.300%	120,000	124,072	106,148
	BURLINGTN NORTH SANTA FE GLB	JUN 15 2027	3.250%	25,000	25,899	23,674
	CARDINAL HEALTH INC GLB	JUN 15 2027	3.410%	10,000	9,718	9,363
	CARRIER GLOBAL CORP GLB	FEB 15 2031	2.700%	25,000	24,000	20,701
	CATERPILLAR FINL SERVICE SER MTN	JAN 08 2027	1.700%	135,000	130,907	121,646
	CENTERPOINT ENERGY INC GLB	JUN 01 2031	2.650%	10,000	8,685	8,276
	CENTERPOINT ENERGY RES GLB	JUL 01 2032	4.400%	10,000	10,242	9,622
	CHARTER COMM OPT LLC/CAP SER USD	FEB 01 2024	4.500%	340,000	343,189	336,083
	CHEVRON CORP GLB	MAY 11 2030	2.236%	90,000	86,769	77,307
	CIGNA CORP GLB	MAR 15 2031	2.375%	135,000	125,181	110,838
	CISCO SYSTEMS INC -	JAN 15 2040	5.500%	10,000	12,525	10,486
	CITIGROUP INC GLB	APR 08 2026	VAR	100,000	96,870	94,562
	CITIGROUP INC GLB	JAN 25 2033	VAR	430,000	405,063	348,859
	CITIGROUP INC GLB	MAY 01 2032	VAR	135,000	113,007	106,928
	CITIGROUP INC SUBORDINATED	SEP 29 2027	4.450%	60,000	58,669	57,336
	COCA-COLA CO/THE GLB	MAR 05 2031	2.000%	95,000	86,351	78,510
	COMCAST CORP COMPANY GUARNT GLB	FEB 15 2031	1.500%	145,000	128,238	113,210
	COMCAST CORP COMPANY GUARNT GLB	APR 15 2024	3.700%	250,000	254,365	246,280
	CON EDISON CO OF NY INC GLB	JUN 15 2031	2.400%	25,000	23,216	20,501
	CONAGRA BRANDS INC GLB	NOV 01 2027	1.375%	30,000	25,515	25,030
	CONSTELLATION BRANDS INC -	MAY 09 2027	4.350%	115,000	115,449	112,149
	CSX CORP GLB	FEB 15 2030	2.400%	70,000	67,458	59,453
	CVS HEALTH CORP GLB	AUG 21 2027	1.300%	265,000	244,309	224,654
	DIAGEO CAPITAL PLC COMPANY GUARNT GLB	APR 29 2023	2.625%	600,000	601,229	595,998
	DIGITAL REALTY TRUST LP COMPANY GUARNT GLB	AUG 15 2027	3.700%	60,000	56,984	55,784
	DISCOVER FINANCIAL SVS GLB	FEB 09 2027	4.100%	65,000	64,356	61,172
	DISCOVERY COMMUNICATIONS COMPANY GUARNT GLB	MAY 15 2030	3.625%	160,000	142,341	132,408

**BRICKLAYERS AND ALLIED CRAFTWORKERS,
LOCAL 5, NEW YORK RETIREMENT FUND
PENSION PLAN**

EIN: 14-6016608 Plan: 001
Schedule H, Line 4i - Schedule Of Assets (Held At End Of Year)

December 31, 2022

(a)	(b)	(c)	(d)	(e)
	Identity Of Issue, Borrower, Lessor, Or Similar Party	Description Of Investment Including Maturity Date, Rate Of Interest, Collateral, Par, Or Maturity Value	Cost	Current Value
	Corporate Bonds (Continued):			
	DOMINION ENERGY INC SER C GLB	AUG 15 2031 2.250% 120,000	110,532	95,826
	DOW CHEMICAL CO/THE GLB	NOV 15 2030 2.100% 45,000	41,454	36,298
	DOWDUPONT INC -	NOV 15 2028 4.725% 40,000	41,255	39,516
	DTE ELECTRIC CO GENL REF MORT SER A	MAR 01 2032 3.000% 40,000	40,081	34,580
	ERGY CO GLB STEP	NOV 01 2024 0.000% 30,000	30,002	29,501
	DUKE ENERGY CAROLINAS 1ST MORTGAGE GLB	MAR 15 2032 2.850% 95,000	93,321	80,687
	DUKE ENERGY CORP GLB	JUN 15 2031 2.550% 100,000	92,281	81,751
	ENERGY TRANSFER OPERATNG GLB	MAY 15 2030 3.750% 135,000	135,403	119,422
	ENTERGY LOUISIANA LLC 1ST MORTGAGE	JUN 15 2032 2.350% 25,000	21,264	19,935
	ENTERGY TEXAS INC 1ST MORTGAGE	SEP 15 2052 5.000% 5,000	4,971	4,605
	ENTERPRISE PRODUCTS OPER COMPANY GUARNT	JAN 31 2030 2.800% 110,000	109,500	93,829
	EVERSOURCE ENERGY GLB	MAR 01 2027 2.900% 135,000	134,887	124,496
	EVERSOURCE ENERGY GLB	MAR 01 2032 3.375% 30,000	30,166	26,128
	EXELON CORP GLB	APR 15 2030 4.050% 100,000	101,212	93,073
	EXELON GENERATION CO LLC GLB	JUN 01 2025 3.250% 35,000	35,202	33,507
	EXXON MOBIL CORPORATION GLB	MAR 19 2030 3.482% 80,000	83,110	74,728
	FEDEX CORP COMPANY GUARNT	MAY 15 2031 2.400% 60,000	56,078	48,679
	FIDELITY NATL INFO SERV GLB	MAR 01 2028 1.650% 60,000	52,260	49,900
	FIFTH THIRD BANCORP GLB	JAN 25 2024 3.650% 170,000	171,612	167,411
	FISERV INC GLB	JUN 01 2030 2.650% 65,000	55,890	54,803
	FISERV INC GLB	JUL 01 2026 3.200% 45,000	43,633	42,163
	FOX CORP GLB	APR 07 2025 3.050% 40,000	39,039	38,266
	GENERAL ELEC CAP CORP SER MTNA GLB	MAR 15 2032 6.750% 20,000	22,824	22,170
	GENERAL ELECTRIC CO JR SUBORDNTD SER D GLB	PERPETUAL VAR 250,000	231,507	245,610
	GENERAL MILLS INC GLB	APR 17 2025 4.000% 80,000	81,016	78,186
	GENERAL MOTORS FINL CO GLB	JAN 12 2032 3.100% 195,000	164,863	153,334
	GENERAL MOTORS FINL CO GLB	JAN 17 2024 5.100% 350,000	354,852	348,712
	GILEAD SCIENCES INC GLB	MAR 01 2026 3.650% 160,000	165,514	154,434
	GOLDMAN SACHS GROUP INC GLB	JAN 26 2027 3.850% 70,000	67,571	66,627
	GOLDMAN SACHS GROUP INC GLB	FEB 24 2033 VAR 530,000	495,068	431,849
	GOLDMAN SACHS GROUP INC GLB	JUL 21 2032 VAR 45,000	37,053	35,034
	GOLDMAN SACHS GROUP INC GLB	OCT 21 2027 VAR 50,000	45,326	43,778
	HALLIBURTON CO GLB	MAR 01 2030 2.920% 5,000	4,890	4,301
	HARRIS CORPORATION -	JUN 15 2028 4.400% 30,000	30,110	28,751
	HCA INC COMPANY GUARNT	SEP 01 2030 3.500% 45,000	39,312	38,929
	HCA INC COMPANY GUARNT	SEP 01 2026 5.375% 75,000	75,126	74,233
	HOME DEPOT INC GLB	SEP 15 2031 1.875% 115,000	104,728	92,184
	HONDA MOTOR CO LTD -	MAR 10 2027 2.534% 120,000	113,531	109,813
	HONEYWELL INTERNATIONAL GLB	SEP 01 2031 1.750% 55,000	46,332	43,585
	HP ENTERPRISE CO GLB	OCT 15 2025 4.900% 25,000	25,583	24,783
	ERPRISE CO GLB STEP	OCT 15 2045 0.000% 10,000	11,375	9,994
	HSBC HOLDINGS PLC GLB	NOV 22 2032 VAR 385,000	352,806	295,488
	IBM CORP GLB	FEB 09 2027 2.200% 150,000	139,307	134,978
	INTEL CORP GLB	AUG 12 2031 2.000% 80,000	75,858	63,586
	INTERCONTINENTALEXCHANGE GLB	SEP 15 2032 1.850% 25,000	22,081	18,882
	JOHN DEERE CAPITAL CORP SER MTN GLB	APR 18 2029 3.350% 185,000	178,987	171,304
	JOHNSON & JOHNSON GLB	SEP 01 2030 1.300% 40,000	34,074	32,333
	JPMORGAN CHASE & CO GLB	APR 22 2032 VAR 250,000	211,700	201,005
	JPMORGAN CHASE & CO GLB	JAN 25 2033 VAR 730,000	707,641	595,344
	JPMORGAN CHASE & CO GLB	JUN 14 2025 VAR 140,000	138,621	136,934
	JPMORGAN CHASE & CO SUBORDINATED GLB	SEP 10 2024 3.875% 100,000	100,231	97,926

**BRICKLAYERS AND ALLIED CRAFTWORKERS,
LOCAL 5, NEW YORK RETIREMENT FUND
PENSION PLAN**

EIN: 14-6016608 Plan: 001
Schedule H, Line 4i - Schedule Of Assets (Held At End Of Year)

December 31, 2022

(a)	(b)	(c)			(d)	(e)
	Identity Of Issue, Borrower, Lessor, Or Similar Party	Description Of Investment Including Maturity Date, Rate Of Interest, Collateral, Par, Or Maturity Value			Cost	Current Value
	Corporate Bonds (Continued):					
	KIMCO REALTY CORP GLB	APR 01 2032	3.200%	60,000	59,417	49,827
	KINDER MORGAN INC COMPANY GUARNT GLB	FEB 15 2031	2.000%	85,000	75,553	66,041
	KRAFT HEINZ FOODS CO COMPANY GUARNT GLB	JUN 01 2026	3.000%	50,000	48,173	46,854
	KRAFT HEINZ FOODS CO COMPANY GUARNT GLB	MAY 15 2027	3.875%	20,000	19,650	19,148
	KROGER CO/THE GLB	OCT 15 2026	2.650%	140,000	133,374	128,650
	LINCOLN NATIONAL CORP GLB	MAR 01 2028	3.800%	55,000	54,129	50,597
	LLOYDS BANKING GROUP PLC GLB	MAR 18 2028	VAR	45,000	45,032	41,478
	LOCKHEED MARTIN CORP GLB	JUN 15 2030	1.850%	15,000	13,963	12,357
	LOEWS CORP GLB	MAY 15 2030	3.200%	35,000	35,279	30,956
	LOWE'S COS INC GLB	APR 15 2026	2.500%	80,000	75,620	74,650
	LOWE'S COS INC GLB	APR 01 2031	2.625%	120,000	113,936	99,658
	LYB INT FINANCE III COMPANY GUARNT GLB	OCT 01 2030	2.250%	15,000	12,931	11,930
	MAGELLAN MIDSTREAM PARTN GLB	MAR 01 2026	5.000%	15,000	15,450	14,916
	MARATHON PETROLEUM CORP GLB	MAY 01 2025	4.700%	40,000	40,613	39,418
	MCDONALD'S CORP SER MTN GLB	SEP 01 2025	1.450%	90,000	84,817	82,601
	MCDONALD'S CORP SER MTN GLB	MAR 01 2030	2.125%	30,000	27,965	25,175
	MCDONALD'S CORP SER MTN GLB	SEP 01 2048	4.450%	10,000	8,543	8,763
	MERCK & CO INC GLB	JUN 24 2030	1.450%	80,000	72,254	64,014
	METLIFE INC GLB	MAR 23 2030	4.550%	10,000	10,270	9,874
	MICROSOFT CORP GLB	NOV 03 2025	3.125%	130,000	130,167	125,698
	MICROSOFT CORP GLB	FEB 06 2027	3.300%	20,000	20,834	19,295
	MIDAMERICAN ENERGY CO 1ST MORTGAGE	DEC 30 2031	6.750%	20,000	23,568	22,596
	MONDELEZ INTERNATIONAL GLB	FEB 04 2031	1.500%	5,000	4,029	3,858
	MONDELEZ INTERNATIONAL GLB	MAY 04 2025	1.500%	135,000	127,805	125,045
	MORGAN STANLEY SER MTN GLB	FEB 13 2032	VAR	130,000	103,886	98,027
	MORGAN STANLEY SER MTN	OCT 20 2032	VAR	515,000	443,528	402,915
	MPLX LP GLB	MAR 15 2028	4.000%	10,000	9,788	9,317
	MPLX LP GLB	SEP 01 2032	4.950%	65,000	65,018	61,152
	NEXTERA ENERGY CAPITAL COMPANY GUARNT GLB	JAN 15 2032	2.440%	85,000	78,791	68,898
	NEXTERA ENERGY CAPITAL SENIOR UNSECURED NOTE	JUN 20 2024	4.200%	420,000	419,992	414,628
	NISOURCE INC GLB	AUG 15 2025	0.950%	20,000	18,293	18,046
	NISOURCE INC GLB	FEB 15 2031	1.700%	85,000	71,444	65,059
	NORFOLK SOUTHERN CORP GLB	MAR 15 2032	3.000%	20,000	17,956	17,137
	NORTHROP GRUMMAN CORP GLB	JAN 15 2028	3.250%	60,000	59,607	55,432
	NVIDIA CORP GLB	JUN 15 2031	2.000%	50,000	42,427	40,168
	NXP BV/NXP FDG/NXP USA COMPANY GUARNT GLB	JUN 01 2027	4.400%	57,000	56,912	54,660
	NXP BV/NXP FDG/NXP USA COMPANY GUARNT GLB	JAN 15 2033	5.000%	20,000	20,293	18,942
	ORACLE CORP GLB	APR 01 2025	2.500%	50,000	48,150	47,122
	ORACLE CORP GLB	MAR 25 2031	2.875%	85,000	79,564	70,723
	PACIFIC GAS & ELECTRIC 1ST MORTGAGE GLB	MAR 01 2032	4.400%	95,000	86,049	83,192
	PACIFIC GAS & ELECTRIC 1ST MORTGAGE GLB	JUN 08 2025	4.950%	200,000	200,176	197,066
	PEPSICO INC GLB	OCT 21 2031	1.950%	55,000	50,943	44,591
	PEPSICO INC GLB	JUL 29 2029	2.625%	80,000	74,360	70,737
	PEPSICO INC GLB	JUL 18 2052	4.200%	8,000	7,990	7,342
	PFIZER INC GLB	AUG 18 2031	1.750%	95,000	86,821	76,618
	PHILIP MORRIS INTL INC GLB	AUG 15 2029	3.375%	40,000	36,676	36,124
	PLAINS ALL AMERICAN PIPE GLB	SEP 15 2030	3.800%	65,000	59,777	56,648
	PNC FINANCIAL SERVICES GLB	JAN 22 2030	2.550%	85,000	81,342	72,349
	PRINCIPAL FINANCIAL GRP COMPANY GUARNT GLB	JUN 15 2030	2.125%	30,000	25,306	24,657
	PROCTER & GAMBLE CO/THE GLB	FEB 01 2032	2.300%	60,000	54,206	50,682

**BRICKLAYERS AND ALLIED CRAFTWORKERS,
LOCAL 5, NEW YORK RETIREMENT FUND
PENSION PLAN**

EIN: 14-6016608 Plan: 001
Schedule H, Line 4i - Schedule Of Assets (Held At End Of Year)

December 31, 2022

(a)	(b)	(c)			(d)	(e)
	Identity Of Issue, Borrower, Lessor, Or Similar Party	Description Of Investment Including Maturity Date, Rate Of Interest, Collateral, Par, Or Maturity Value			Cost	Current Value
	Corporate Bonds (Continued):					
	PROLOGIS LP GLB	APR 15 2027	2.125%	65,000	59,419	58,284
	PRUDENTIAL FINANCIAL INC SER MTN GLB	MAR 10 2030	2.100%	70,000	60,948	58,175
	PUBLIC SERVICE ENTERPRIS GLB	NOV 15 2031	2.450%	30,000	27,409	24,042
	QUALCOMM INC GLB	MAY 20 2030	2.150%	40,000	36,935	33,845
	RAYTHEON TECH CORP GLB	SEP 01 2031	1.900%	90,000	81,330	70,919
	REPUBLIC OF INDONESIA GLB	JUL 28 2031	2.150%	75,000	69,469	62,078
	REPUBLIC SERVICES INC GLB	MAR 15 2033	2.375%	30,000	25,121	24,017
	ROYAL BANK OF CANADA SER GMTN GLB	NOV 03 2031	2.300%	30,000	27,187	24,126
	SAN DIEGO G & E 1ST MORTGAGE SER XXX	MAR 15 2032	3.000%	60,000	59,242	51,480
	SCHLUMBERGER INVESTMENT COMPANY GUARNT GLB	JUN 26 2030	2.650%	30,000	26,780	25,826
	SHELL INTERNATIONAL FIN COMPANY GUARNT GLB	APR 06 2030	2.750%	50,000	49,474	43,946
	SIMON PROPERTY GROUP LP GLB	FEB 01 2032	2.650%	10,000	9,467	8,033
	SIMON PROPERTY GROUP LP GLB	SEP 01 2025	3.500%	95,000	92,569	91,041
	SOUTHERN CAL EDISON 1ST MORTGAGE GLB	FEB 01 2032	2.750%	25,000	23,792	20,999
	STARBUCKS CORP GLB	MAR 12 2030	2.250%	85,000	79,257	70,741
	STATE STREET CORP GLB	MAY 13 2033	VAR	100,000	100,000	94,948
	SYNCHRONY FINANCIAL GLB	OCT 28 2031	2.875%	50,000	44,940	37,608
	SYNCHRONY FINANCIAL GLB	JUL 23 2025	4.500%	200,000	198,814	191,980
	TAMPA ELECTRIC CO GLB	MAR 15 2031	2.400%	5,000	4,359	4,068
	TARGET CORP GLB	JAN 15 2027	1.950%	50,000	47,087	45,454
	TEXTRON INC GLB	JUN 01 2030	3.000%	45,000	40,246	38,402
	THERMO FISHER SCIENTIFIC GLB	OCT 18 2024	1.215%	125,000	118,836	117,371
	T-MOBILE USA INC COMPANY GUARNT	APR 15 2031	3.500%	70,000	59,971	60,423
	T-MOBILE USA INC COMPANY GUARNT GLB	FEB 15 2026	2.250%	260,000	242,819	236,431
	T-MOBILE USA INC COMPANY GUARNT GLB	APR 15 2030	3.875%	125,000	117,941	113,526
	T-MOBILE USA INC COMPANY GUARNT GLB	JAN 15 2053	5.650%	15,000	14,267	14,640
	TOTAL CAPITAL INTL SA COMPANY GUARNT GLB	JAN 10 2030	2.829%	25,000	23,196	22,131
	TOYOTA MOTOR CREDIT CORP GLB	MAR 22 2027	3.050%	285,000	277,277	266,181
	TRUIST FINANCIAL CORP SER MTN	OCT 28 2026	VAR	110,000	110,000	112,552
	UNION PACIFIC CORP GLB	MAY 20 2031	2.375%	200,000	197,168	168,286
	UNITED PARCEL SERVICE -	NOV 15 2026	2.400%	35,000	35,125	32,516
	UNITED PARCEL SERVICE -	NOV 15 2027	3.050%	10,000	9,942	9,405
	UNITEDHEALTH GROUP INC GLB	MAY 15 2031	2.300%	175,000	164,390	146,143
	UNITEDHEALTH GROUP INC GLB	JUL 15 2025	3.750%	180,000	185,211	176,098
	US BANCORP SUBORDINATED GLB	NOV 03 2036	VAR	50,000	45,412	38,179
	US BANCORP SUBORDINATED SER DMTN	JUL 30 2029	3.000%	100,000	91,687	88,030
	VALERO ENERGY CORP GLB	DEC 01 2031	2.800%	30,000	25,847	24,536
	VERIZON COMMUNICATIONS GLB	NOV 20 2025	0.850%	885,000	823,425	790,553
	VERIZON COMMUNICATIONS GLB	MAR 21 2031	2.550%	140,000	131,753	115,326
	VISA INC GLB	FEB 15 2031	1.100%	30,000	26,253	23,046
	VOYA FINANCIAL INC COMPANY GUARNT GLB	JUN 15 2026	3.650%	105,000	103,066	99,121
	WALMART INC GLB	SEP 17 2026	1.050%	80,000	76,179	70,933
	WALT DISNEY COMPANY/THE COMPANY GUARNT GLB	JAN 13 2031	2.650%	80,000	77,943	68,442
	WEC ENERGY GROUP INC -	OCT 15 2030	1.800%	30,000	24,566	23,467
	WELLS FARGO & COMPANY SER MTN	MAR 02 2033	VAR	190,000	187,042	160,618
	WELLS FARGO & COMPANY SER MTN	OCT 30 2030	VAR	110,000	97,668	93,775
	WELLS FARGO & COMPANY SUBD SER GMTN GLB	JUL 22 2027	4.300%	10,000	10,062	9,640
	WELLTOWER INC GLB	JUN 01 2031	2.800%	80,000	70,078	63,762
	WESTPAC BANKING CORP GLB	NOV 20 2028	1.953%	115,000	108,141	97,996
	WILLIAMS COMPANIES INC GLB	MAR 15 2031	2.600%	105,000	98,205	85,267
	WILLIAMS PARTNERS LP GLB	JAN 15 2025	3.900%	115,000	113,479	112,064

**BRICKLAYERS AND ALLIED CRAFTWORKERS,
LOCAL 5, NEW YORK RETIREMENT FUND
PENSION PLAN**

EIN: 14-6016608 Plan: 001
Schedule H, Line 4i - Schedule Of Assets (Held At End Of Year)

December 31, 2022

(a)	(b)	(c)			(d)	(e)
	Identity Of Issue, Borrower, Lessor, Or Similar Party	Description Of Investment Including Maturity Date, Rate Of Interest, Collateral, Par, Or Maturity Value			Cost	Current Value
	Corporate Bonds (Continued):					
	WISCONSIN POWER & LIGHT -	SEP 01 2032 3.950%		10,000	9,882	9,182
	XCEL ENERGY INC GLB	MAR 15 2027 1.750%		180,000	170,825	157,896
	ALCAN INC GLB	MAR 15 2031 7.250%		15,000	19,614	17,039
	FRANCE TELECOM GLB	MAR 01 2031 9.000%		55,000	68,939	67,472
	TELEFONICA EUROPE BV COMPANY GUARNT GLB	SEP 15 2030 8.250%		15,000	19,412	16,744
	USD BANK NOVA SCOTIA	MAR 11 2027 2.951%		65,000	63,989	59,942
	USD BARCLAYS PLC	MAR 16 2025 3.650%		250,000	252,651	239,500
	USD CANADIAN NATL RE	JUL 15 2030 2.950%		45,000	40,124	38,034
	USD CANADIAN NATL RR	AUG 05 2032 3.850%		5,000	4,915	4,651
	USD CANADIAN PACIFIC	DEC 02 2031 2.450%		25,000	21,648	20,781
	USD CENOVUS ENERGY	JAN 15 2032 2.650%		20,000	19,019	16,026
	USD ENBRIDGE INC	FEB 14 2025 2.500%		120,000	119,412	113,306
	USD INDONESIA (REP)	MAR 31 2052 4.300%		10,000	10,138	8,451
	USD PANAMA	SEP 29 2032 2.252%		15,000	13,020	11,108
	USD PANAMA	APR 29 2053 4.300%		20,000	18,395	14,547
	USD PHILIPPINES(REP)	JAN 06 2032 1.950%		80,000	72,192	64,905
	USD ROGERS COMM INC	OCT 01 2023 4.100%		220,000	221,537	218,101
	USD TRANSCANADA PL	OCT 12 2031 2.500%		30,000	25,640	23,902
	USD UNITED MEXICAN	MAY 24 2031 2.659%		210,000	178,500	168,964
	USD URUGUAY	JAN 23 2031 4.375%		35,000	38,413	34,749
	USD WASTE CONNECTION	JAN 15 2032 2.200%		15,000	12,494	11,978
	USD WASTE CONNECTION	JAN 15 2033 4.200%		5,000	4,957	4,643
	VODAFONE GROUP PLC GLB	FEB 15 2030 7.875%		40,000	51,288	45,194
	Total Corporate Bonds				23,816,579	22,100,431
	Common Stocks:					
	ABBVIE INC SHS	174	shares		26,997	28,120
	ACTIVISION BLIZZARD INC	160	shares		12,298	12,248
	ADOBE INC SHS	119	shares		51,739	40,047
	ADVNCD MICRO D INC	190	shares		11,692	12,306
	ALIGN TECH INC DEL COM	101	shares		37,206	21,301
	ALLEGION PLC SHS	100	shares		11,057	10,526
	ALLSTATE CORP DEL COM	61	shares		7,535	8,272
	ALPHABET INC SHS CL A	492	shares		54,124	43,409
	ALPHABET INC SHS CL C	904	shares		111,513	80,212
	AMAZON COM INC COM	724	shares		100,042	60,816
	AMERICAN TOWER REIT INC (HLDG CO) SHS	267	shares		59,333	56,567
	AMERISOURCEBERGEN CORP	160	shares		21,682	26,514
	APPLIED MATERIAL INC	206	shares		20,400	20,060
	ASML HLDG NV NY REG SHS	69	shares		41,971	37,702
	AUTOZONE INC NEVADA COM	25	shares		43,331	61,655
	AVANTOR INC	654	shares		20,332	13,793
	AXALTA COATING SYSTEMS LTD SHS	672	shares		17,665	17,116
	BERKSHIRE HATHAWAYINC DEL CL B NEW	224	shares		67,612	69,194
	BOSTON SCIENTIFIC CORP	715	shares		30,068	33,083
	BRISTOL-MYERS SQUIBB CO	721	shares		52,468	51,876
	CANADIAN NATURAL RES LTD	452	shares		22,363	25,100
	CAPITAL ONE FINL	76	shares		9,935	7,065
	CATERPILLAR INC DEL	74	shares		14,159	17,727

**BRICKLAYERS AND ALLIED CRAFTWORKERS,
LOCAL 5, NEW YORK RETIREMENT FUND
PENSION PLAN**

EIN: 14-6016608 Plan: 001
Schedule H, Line 4i - Schedule Of Assets (Held At End Of Year)

December 31, 2022

(a)	(b)	(c)		(d)	(e)
	Identity Of Issue, Borrower, Lessor, Or Similar Party	**Description Of Investment Including Maturity Date, Rate Of Interest, Collateral, Par, Or Maturity Value**		**Cost**	**Current Value**
	Common Stocks (Continued):				
	CENOVUS ENERGY INC	1,364	shares	23,146	26,475
	CENTENE CORP	435	shares	35,409	35,674
	CENTERPOINT ENERGY INC	619	shares	16,877	18,564
	CHUBB LTD	98	shares	19,793	21,619
	CIGNA CORP REG SHS	135	shares	30,943	44,731
	CISCO SYSTEMS INC COM	819	shares	41,274	39,017
	COCA-COLA EUROPACIFIC PARTNERS PLC SHS	297	shares	14,237	16,430
	COGNIZANT TECH SOLUTNS A	273	shares	21,527	15,613
	CONOCOPHILLIPS	416	shares	42,885	49,088
	COSTCO WHOLESALE CRP DEL	102	shares	49,870	46,563
	CRH PLC ADR	487	shares	19,518	19,378
	CROWDSTRIKE HLDGS INC CL A	216	shares	40,107	22,743
	CVS HEALTH CORP	493	shares	49,163	45,943
	DEERE CO	64	shares	23,309	27,441
	DEVON ENERGY CORP NEW	345	shares	20,562	21,221
	DEXCOM INC	360	shares	41,625	40,766
	DOVER CORP	69	shares	9,064	9,343
	DUPONT DE NEMOURS INC	497	shares	35,546	34,109
	EATON CORP PLC	129	shares	18,713	20,247
	ENPHASE ENERGY INC	109	shares	20,301	28,881
	ENVISTA HOLDINGS CORP REG	173	shares	6,008	5,825
	EOG RESOURCES INC	103	shares	12,350	13,341
	EVEREST RE GROUP LTD	41	shares	11,931	13,582
	FIDELITY NATL INFO SVCS INC	139	shares	13,441	9,431
	FIRSTENERGY CORP	498	shares	19,767	20,886
	FLEETCOR TECHNOLOGIS INC	81	shares	19,585	14,878
	FORTIVE CORP SHS	178	shares	11,043	11,437
	GENL DYNAMICS CORP COM	80	shares	19,270	19,849
	GLOBAL PMTS INC GEORGIA	93	shares	12,337	9,237
	GOLDMAN SACHS GROUP INC	80	shares	24,926	27,470
	HALLIBURTON COMPANY	223	shares	8,181	8,775
	HOME DEPOT INC	132	shares	38,528	41,694
	HOWMET AEROSPACE INC ISSUED	621	shares	20,876	24,474
	ICON PLC	87	shares	19,387	16,900
	INTERCONTINENTAL EXCHANGE INC	114	shares	11,374	11,695
	IQVIA HLDGS INC	219	shares	46,450	44,871
	JOHNSON AND JOHNSON COM	405	shares	68,279	71,543
	JPMORGAN CHASE & CO	529	shares	64,324	70,939
	KEURIG DR PEPPER INC	1,056	shares	38,856	37,657
	LAM RESEARCH CORP COM	36	shares	15,908	15,131
	LEIDOS HOLDINGS INC SHS	158	shares	16,228	16,620
	LKQ CORP	321	shares	14,384	17,145
	MARATHON PETROLEUM CORP	300	shares	24,927	34,917
	MASCO CORP	343	shares	18,007	16,008
	MASTERCARD INC	148	shares	48,954	51,464
	MCKESSON CORPORATION COM	43	shares	12,992	16,130
	MICROCHIP TECHNOLOGY INC	249	shares	16,887	17,492
	MICRON TECHNOLOGY INC	326	shares	23,208	16,293
	MICROSOFT CORP	297	shares	77,164	71,227
	MOHAWK INDUSTRIES INC	139	shares	16,124	14,209

**BRICKLAYERS AND ALLIED CRAFTWORKERS,
LOCAL 5, NEW YORK RETIREMENT FUND
PENSION PLAN**

EIN: 14-6016608 Plan: 001
Schedule H, Line 4i - Schedule Of Assets (Held At End Of Year)

December 31, 2022

(a)	(b)	(c)		(d)	(e)
	Identity Of Issue, Borrower, Lessor, Or Similar Party	**Description Of Investment Including Maturity Date, Rate Of Interest, Collateral, Par, Or Maturity Value**		**Cost**	**Current Value**
	Common Stocks (Continued):				
	NIKE INC CL B	300	shares	39,278	35,103
	NVIDIA	413	shares	93,848	60,356
	NXP SEMICONDUCTORS N.V.	40	shares	6,655	6,321
	OLIN CORP $1 NEW	305	shares	16,504	16,147
	OTIS WORLDWIDE CORP REG SH	192	shares	14,521	15,036
	PAYPAL HOLDINGS INC SHS	309	shares	34,064	22,007
	PIONEER NATURAL RES CO	110	shares	25,198	25,123
	QUALCOMM INC	275	shares	39,904	30,234
	S&P GLOBAL INC	174	shares	65,736	58,280
	SALESFORCE INC	288	shares	57,296	38,186
	SANOFI ADR	1,016	shares	50,916	49,205
	SCHLUMBERGER LTD	583	shares	21,445	31,167
	SCHWAB CHARLES CORP NEW	1,087	shares	82,219	90,504
	SERVICENOW INC	179	shares	84,981	69,500
	SNOWFLAKE INC REG SHS CL A	110	shares	22,917	15,789
	SONY GROUP CORP	227	shares	20,306	17,316
	SS AND C TECHNOLOGIES HOLDINGS INC	310	shares	20,445	16,139
	T-MOBILE US INC SHS	186	shares	23,576	26,040
	TRADE (THE) DESK INC SHS CL A	572	shares	32,282	25,643
	TRANSUNION	398	shares	36,934	22,587
	TRUIST FINL CORP	362	shares	18,732	15,577
	ULTA BEAUTY INC	76	shares	29,327	35,649
	UNION PACIFIC CORP	101	shares	23,313	20,914
	UNITED RENTALS INC COM	65	shares	21,345	23,102
	UNITEDHEALTH GROUP INC	71	shares	36,323	37,643
	US FOODS HLDG CORP SHS	480	shares	17,374	16,330
	VISA INC CL A SHRS	356	shares	69,099	73,963
	WABTEC	125	shares	11,630	12,476
	WASTE CONNECTIONS INC	247	shares	31,090	32,742
	WELLS FARGO & CO	981	shares	47,518	40,505
	ZOETIS INC	292	shares	49,670	42,785
	Total Common Stocks			3,315,533	3,122,044
	Total Investments			$ 56,153,367	$ 52,624,768

**BRICKLAYERS AND ALLIED CRAFTWORKERS,
LOCAL 5, NEW YORK RETIREMENT FUND
PENSION PLAN**

EIN: 14-6016608 Plan: 001
Schedule H, Line 4i - Schedule Of Assets (Acquired And Disposed Of Within Year)

For The Year Ended December 31, 2022

(a)	(b)	(c)	(d)	(e)
	Identity Of Issue, Borrower, Lessor, Or Similar Party	Description Of Investment Including Maturity Date, Rate Of Interest, Collateral, Par, Or Maturity Value	Cost Of Acquisitions	Proceeds Of Dispositions
	3M COMPANY GLB	AUG 26 2049 3.250% 40,000	$ 36,806	$ 33,386
	ABBOTT LABORATORIES GLB	NOV 30 2046 4.900% 50,000	61,272	55,889
	ABBVIE INC GLB	NOV 21 2049 4.250% 320,000	330,176	295,445
	ALTRIA GROUP INC COMPANY GUARNT GLB	FEB 14 2049 5.950% 20,000	21,841	19,642
	AMAZON.COM INC GLB	JUN 03 2050 2.500% 190,000	159,013	141,368
	AMAZON.COM INC GLB	APR 13 2062 4.100% 100,000	99,883	93,696
	AMERICAN INTL GROUP GLB	JUN 30 2050 4.375% 80,000	86,698	77,952
	AMERICAN TOWER CORP GLB	JAN 15 2051 2.950% 65,000	51,393	44,495
	AMGEN INC GLB	FEB 21 2050 3.375% 5,000	4,461	3,941
	AMGEN INC GLB	FEB 22 2052 4.200% 175,000	178,763	157,576
	ANHEUSER-BUSCH INBEV WOR COMPANY GUARNT GLB	JUN 01 2050 4.500% 445,000	475,241	424,551
	ANTHEM INC GLB	MAR 15 2051 3.600% 65,000	62,865	55,353
	APPLE INC GLB	AUG 05 2051 2.700% 305,000	264,569	232,168
	ASTRAZENECA PLC GLB	MAY 28 2051 3.000% 100,000	92,036	82,705
	AT&T INC GLB	FEB 01 2052 3.300% 20,000	16,766	15,002
	AT&T INC GLB	SEP 15 2055 3.550% 905,000	804,324	695,127
	BANK OF AMERICA CORP	APR 22 2042 VAR 320,000	289,448	261,435
	BAT CAPITAL CORP COMPANY GUARNT GLB	SEP 25 2050 3.984% 95,000	80,548	69,009
	BAY AREA TOLL AUTH CALIF TOLL BRDG REV 2 TAXABLE	APR01 2049 6.263% 55,000	84,272	72,295
	BECTON DICKINSON AND CO GLB	MAY 20 2050 3.794% 55,000	53,001	47,118
	BERKSHIRE HATHAWAY ENERG GLB	MAY 15 2051 2.850% 120,000	100,201	87,595
	BERKSHIRE HATHAWAY FIN COMPANY GUARNT GLB	OCT 15 2030 1.450% 170,000	152,655	139,486
	BERKSHIRE HATHAWAY FIN COMPANY GUARNT GLB	JAN 15 2051 2.500% 100,000	78,881	71,058
	BOEING CO GLB	MAY 01 2050 5.805% 320,000	371,371	319,437
	BP CAP MARKETS AMERICA COMPANY GUARNT GLB	MAR 17 2052 3.001% 80,000	68,547	59,315
	BRIGHTHOUSE FINANCIAL IN GLB	DEC 22 2051 3.850% 35,000	29,565	26,489
	BRISTOL-MYERS SQUIBB CO GLB	JUL 26 2024 2.900% 265,000	269,829	269,509
	BRISTOL-MYERS SQUIBB CO GLB	MAR 15 2052 3.700% 170,000	170,328	150,584
	BRISTOL-MYERS SQUIBB CO GLB	MAR 15 2062 3.900% 25,000	25,575	21,699
	BURLINGTN NORTH SANTA FE	JUN 15 2052 2.875% 155,000	137,056	118,423
	BURLINGTN NORTH SANTA FE	FEB 15 2051 3.050% 35,000	31,631	27,534
	CALIFORNIA ST GO BDS TAXABLE	APR01 2034 7.500% 50,000	73,592	66,291
	CALIFORNIA ST GO BDS TAXABLE	APR01 2039 7.550% 395,000	596,243	548,342
	CALIFORNIA ST GO BDS TAXABLE	NOV01 2040 7.600% 35,000	55,298	49,654
	CARDINAL HEALTH INC GLB	JUN 15 2047 4.368% 20,000	19,898	18,159
	CARRIER GLOBAL CORP GLB	FEB 15 2030 2.722% 10,000	8,911	9,071
	CARRIER GLOBAL CORP GLB	APR 05 2050 3.577% 40,000	37,181	32,012
	CATERPILLAR INC GLB	APR 09 2050 3.250% 55,000	53,157	47,029
	CHARTER COMM OPT LLC/CAP GLB	APR 01 2051 3.700% 295,000	239,389	205,082
	CHARTER COMM OPT LLC/CAP GLB	APR 01 2061 3.850% 255,000	205,322	171,823
	CHARTER COMM OPT LLC/CAP GLB	APR 01 2033 4.400% 170,000	157,269	156,005
	CHARTER COMM OPT LLC/CAP GLB	APR 01 2063 5.500% 70,000	68,954	59,875
	CIGNA CORP GLB	MAR 15 2051 3.400% 140,000	126,878	110,264
	CITIGROUP INC	NOV 03 2042 VAR 55,000	47,928	42,012
	COCA-COLA CO/THE GLB	MAR 15 2051 2.500% 80,000	66,520	59,195
	COMCAST CORP COMPANY GUARNT GLB	AUG 15 2052 2.450% 15,000	12,127	10,319
	COMCAST CORP COMPANY GUARNT GLB	JAN 15 2051 2.800% 400,000	333,885	292,279
	COMCAST CORP COMPANY GUARNT GLB	APR 01 2040 3.750% 45,000	44,508	40,260
	COMCAST CORP COMPANY GUARNT GLB	OCT 15 2028 4.150% 500,000	542,413	525,722
	COMMONWEALTH EDISON CO 1ST MORTGAGE GLB	MAR 01 2030 2.200% 180,000	170,087	162,006
	CON EDISON CO OF NY INC GLB	DEC 01 2051 3.200% 95,000	83,667	74,633
	CONAGRA BRANDS INC GLB	NOV 01 2048 5.400% 15,000	17,797	14,946

**BRICKLAYERS AND ALLIED CRAFTWORKERS,
LOCAL 5, NEW YORK RETIREMENT FUND
PENSION PLAN**

EIN: 14-6016608 Plan: 001
Schedule H, Line 4i - Schedule Of Assets (Acquired And Disposed Of Within Year)

For The Year Ended December 31, 2022

(a)	(b)	(c)	(d)	(e)
	Identity Of Issue, Borrower, Lessor, Or Similar Party	Description Of Investment Including Maturity Date, Rate Of Interest, Collateral, Par, Or Maturity Value	Cost Of Acquisitions	Proceeds Of Dispositions
	CONOCOPHILLIPS COMPANY COMPANY GUARNT GLB	MAR 07 2025 2.400% 320,000	320,062	313,401
	CONOCOPHILLIPS COMPANY COMPANY GUARNT GLB	MAR 15 2052 3.800% 35,000	34,648	31,486
	CORNING INC GLB	NOV 15 2079 5.450% 20,000	21,915	20,051
	CSX CORP GLB	MAY 15 2051 2.500% 145,000	116,908	101,454
	CVS HEALTH CORP GLB	MAR 25 2028 4.300% 325,000	353,401	329,950
	CVS HEALTH CORP GLB	MAR 25 2048 5.050% 255,000	295,620	256,973
	DEERE & COMPANY GLB	APR 15 2050 3.750% 70,000	74,093	65,883
	DISCOVERY COMMUNICATIONS COMPANY GUARNT GLB	MAY 15 2050 4.650% 40,000	39,523	34,893
	DOW CHEMICAL CO/THE GLB	NOV 15 2050 3.600% 85,000	79,055	69,949
	DOWDUPONT INC	NOV 15 2038 5.319% 45,000	52,964	52,626
	DOWDUPONT INC	NOV 15 2048 5.419% 65,000	80,282	69,756
	DTE ELECTRIC CO GENL REF MORT SER B	MAR 01 2052 3.650% 35,000	35,290	30,251
	DUKE ENERGY CAROLINAS 1ST MORTGAGE GLB	MAR 15 2052 3.550% 100,000	97,494	85,516
	DUKE ENERGY CORP GLB	JUN 15 2051 3.500% 120,000	107,616	95,269
	ENTERGY ARKANSAS LLC 1ST MORTGAGE	APR 01 2049 4.200% 20,000	21,628	19,141
	ENTERPRISE PRODUCTS OPER COMPANY GUARNT	FEB 15 2053 3.300% 255,000	216,003	196,391
	EXXON MOBIL CORPORATION GLB	APR 15 2051 3.452% 35,000	30,443	29,641
	EXXON MOBIL CORPORATION GLB	MAR 19 2050 4.327% 35,000	39,520	34,248
	FEDEX CORP COMPANY GUARNT GLB	MAY 15 2050 5.250% 110,000	129,081	114,578
	GE CAPITAL INTL FUNDING COMPANY GUARNT GLB	NOV 15 2035 4.418% 200,000	222,981	199,451
	GENERAL MOTORS CO GLB	APR 01 2049 5.950% 150,000	172,437	150,224
	GEORGIA POWER CO SER A GLB	MAR 15 2051 3.250% 120,000	105,120	90,363
	GILEAD SCIENCES INC GLB	OCT 01 2050 2.800% 5,000	3,992	3,594
	GILEAD SCIENCES INC GLB	FEB 01 2045 4.500% 120,000	126,775	113,563
	GOLDMAN SACHS GROUP INC	FEB 24 2043 VAR 155,000	143,578	128,591
	HCA INC GLB	JUL 15 2051 3.500% 95,000	78,751	70,004
	HOME DEPOT INC GLB	MAR 15 2051 2.375% 55,000	43,156	37,716
	HOME DEPOT INC GLB	SEP 15 2051 2.750% 150,000	130,278	112,131
	HONEYWELL INTERNATIONAL GLB	JUN 01 2050 2.800% 35,000	31,867	28,042
	HSBC HOLDINGS PLC GLB	MAR 31 2030 4.950% 200,000	214,256	205,402
	IBM CORP GLB	FEB 09 2032 2.720% 220,000	214,912	205,986
	IBM CORP GLB	FEB 09 2052 3.430% 100,000	94,013	82,609
	INTEL CORP GLB	AUG 12 2051 3.050% 35,000	30,893	26,935
	JOHN DEERE CAPITAL CORP SER MTN	MAR 07 2025 2.125% 315,000	315,245	313,591
	JPMORGAN CHASE & CO	APR 22 2042 VAR 150,000	137,552	121,722
	KINDER MORGAN INC COMPANY GUARNT GLB	FEB 15 2051 3.600% 245,000	214,006	189,672
	KRAFT HEINZ FOODS CO COMPANY GUARNT GLB	JUN 01 2046 4.375% 80,000	76,782	69,987
	KRAFT HEINZ FOODS CO COMPANY GUARNT GLB	JUN 01 2050 5.500% 35,000	39,478	35,680
	KROGER CO GLB	JAN 15 2050 3.950% 120,000	119,877	107,040
	LOCKHEED MARTIN CORP GLB	JUN 15 2050 2.800% 65,000	57,231	50,846
	LOCKHEED MARTIN CORP GLB	SEP 15 2052 4.090% 10,000	10,932	9,640
	LOWE'S COS INC GLB	OCT 15 2050 3.000% 135,000	116,223	97,788
	LYB INT FINANCE III COMPANY GUARNT GLB	OCT 01 2040 3.375% 100,000	92,363	79,036
	LYB INT FINANCE III COMPANY GUARNT GLB	APR 01 2051 3.625% 35,000	31,329	27,595
	LYB INT FINANCE III COMPANY GUARNT GLB	MAY 01 2050 4.200% 95,000	95,231	82,910
	MAGELLAN MIDSTREAM PARTN GLB	JUN 01 2030 3.250% 85,000	85,235	84,554
	MAGELLAN MIDSTREAM PARTN GLB	MAR 01 2050 3.950% 40,000	36,948	32,527
	MASS INSTITUTE OF TECH -	APR 01 2052 3.067% 65,000	61,631	54,942
	MERCK & CO INC GLB	DEC 10 2061 2.900% 65,000	55,744	47,423
	METLIFE INC GLB	MAR 01 2045 4.050% 85,000	87,750	78,709
	MICROSOFT CORP GLB	MAY 01 2023 2.375% 500,000	508,555	501,873
	MICROSOFT CORP GLB	JUN 01 2050 2.525% 115,000	99,615	87,643

**BRICKLAYERS AND ALLIED CRAFTWORKERS,
LOCAL 5, NEW YORK RETIREMENT FUND
PENSION PLAN**

EIN: 14-6016608 Plan: 001
Schedule H, Line 4i - Schedule Of Assets (Acquired And Disposed Of Within Year)

For The Year Ended December 31, 2022

(a)	(b)	(c)			(d)	(e)
	Identity Of Issue, Borrower, Lessor, Or Similar Party	Description Of Investment Including Maturity Date, Rate Of Interest, Collateral, Par, Or Maturity Value			Cost Of Acquisitions	Proceeds Of Dispositions
	MICROSOFT CORP GLB	JUN 01 2060	2.675%	155,000	133,081	113,544
	MICROSOFT CORP GLB	MAR 17 2052	2.921%	95,000	86,519	76,162
	MOLSON COORS BREWING CO COMPANY GUARNT GLB	JUL 15 2026	3.000%	150,000	145,174	142,383
	MONDELEZ INTERNATIONAL GLB	SEP 04 2050	2.625%	50,000	39,232	35,290
	MONDELEZ INTERNATIONAL GLB	MAR 17 2032	3.000%	75,000	71,349	68,467
	MORGAN STANLEY	APR 22 2042	VAR	210,000	194,792	179,902
	MORGAN STANLEY	JAN 21 2033	VAR	1,310,000	1,236,852	1,192,513
	MORGAN STANLEY SUBORDINATED	APR 20 2037	VAR	300,000	308,053	300,487
	MPLX LP GLB	AUG 15 2030	2.650%	90,000	84,344	77,469
	MPLX LP GLB	FEB 15 2049	5.500%	75,000	83,556	74,610
	NEW YORK NYC MUN WFA WTR-SS RV REV TAXABLE	JUN15 2043	5.440%	65,000	87,308	78,239
	NEXTERA ENERGY CAPITAL COMPANY GUARNT GLB	JAN 15 2052	3.000%	100,000	84,647	75,328
	NISOURCE FINANCE CORP GLB	MAY 15 2047	4.375%	120,000	123,489	107,588
	NORFOLK SOUTHERN CORP GLB	MAY 15 2050	3.050%	75,000	66,977	58,558
	NORTHROP GRUMMAN CORP GLB	MAY 01 2050	5.250%	80,000	97,664	87,714
	NVIDIA CORP GLB	APR 01 2050	3.500%	140,000	140,080	124,376
	NY & PRESBYTERIAN HOSPIT SER 2019	AUG 01 2119	3.954%	45,000	41,289	35,510
	ORACLE CORP GLB	MAR 25 2051	3.950%	295,000	265,476	223,062
	ORANGE SA GLB	FEB 06 2044	5.500%	40,000	48,850	44,340
	PACIFIC GAS & ELECTRIC 1ST MORTGAGE GLB	AUG 01 2050	3.500%	140,000	111,846	98,216
	PECO ENERGY CO 1ST MORTGAGE GLB	JUN 15 2050	2.800%	115,000	98,304	87,454
	PEPSICO INC GLB	OCT 21 2051	2.750%	10,000	8,883	7,859
	PEPSICO INC GLB	MAR 19 2050	3.625%	105,000	110,315	97,622
	PFIZER INC GLB	MAY 28 2040	2.550%	240,000	216,025	190,386
	PFIZER INC GLB	MAR 15 2049	4.000%	50,000	54,018	48,588
	PHILIP MORRIS INTL INC GLB	MAY 16 2038	6.375%	115,000	145,879	132,507
	PLAINS ALL AMER PIPELINE GLB	JUN 15 2044	4.700%	100,000	94,279	85,062
	PRES & FELLOWS OF HARVAR	OCT 15 2050	2.517%	35,000	30,556	25,802
	PROCTER & GAMBLE CO/THE GLB	FEB 02 2026	2.700%	160,000	158,174	161,004
	PRUDENTIAL FINANCIAL INC SER MTN	FEB 25 2050	4.350%	65,000	70,069	63,196
	QUALCOMM INC GLB	MAY 20 2050	3.250%	55,000	52,870	47,056
	RAYTHEON TECH CORP GLB	MAR 15 2052	3.030%	100,000	88,152	76,581
	RIO TINTO FIN USA LTD COMPANY GUARNT GLB	NOV 02 2051	2.750%	35,000	30,302	26,515
	SAN DIEGO G & E 1ST MORTGAGE	MAR 15 2052	3.700%	70,000	69,111	59,812
	SOUTHERN CAL EDISON 1ST MORTGAGE GLB	FEB 01 2052	3.450%	75,000	67,838	65,840
	SOUTHERN CAL EDISON 1ST MORTGAGE GLB	FEB 01 2050	3.650%	75,000	67,662	59,906
	SOUTHERN CO JR SUBORDNTD SER B	JAN 15 2051	VAR	590,000	573,133	552,327
	SOUTHWESTERN ELEC POWER GLB	NOV 01 2051	3.250%	80,000	69,592	59,343
	STARBUCKS CORP GLB	NOV 15 2050	3.500%	20,000	18,349	16,282
	STATE OF ISRAEL GLB	JUL 03 2030	2.750%	200,000	206,519	192,566
	TAMPA ELECTRIC CO GLB	MAR 15 2051	3.450%	35,000	33,651	28,003
	TARGET CORP GLB	JAN 15 2052	2.950%	70,000	63,724	58,294
	TEXAS INSTRUMENTS INC GLB	SEP 15 2051	2.700%	25,000	22,222	19,657
	T-MOBILE USA INC GLB	OCT 15 2052	3.400%	60,000	47,187	46,401
	T-MOBILE USA INC GLB	APR 15 2050	4.500%	55,000	57,097	49,869
	TOTAL CAPITAL INTL SA COMPANY GUARNT GLB	MAY 29 2050	3.127%	20,000	18,103	16,074
	TYSON FOODS INC	SEP 28 2048	5.100%	35,000	40,850	36,164
	TYSON FOODS INC GLB	AUG 15 2024	3.950%	130,000	132,529	132,923
	UNION PACIFIC CORP GLB	MAR 10 2052	2.950%	190,000	166,897	145,007
	UNITED PARCEL SERVICE	SEP 01 2049	3.400%	70,000	67,739	61,123
	UNITEDHEALTH GROUP INC GLB	MAY 15 2051	3.250%	265,000	250,663	220,522
	USD BHP FINANCE USA	SEP 30 2043	5.000%	150,000	180,149	160,419

**BRICKLAYERS AND ALLIED CRAFTWORKERS,
LOCAL 5, NEW YORK RETIREMENT FUND
PENSION PLAN**

EIN: 14-6016608 Plan: 001
Schedule H, Line 4i - Schedule Of Assets (Acquired And Disposed Of Within Year)

For The Year Ended December 31, 2022

(a)	(b)	(c)			(d)	(e)
	Identity Of Issue, Borrower, Lessor, Or Similar Party	**Description Of Investment Including Maturity Date, Rate Of Interest, Collateral, Par, Or Maturity Value**			**Cost Of Acquisitions**	**Proceeds Of Dispositions**
	USD CANADIAN NATL RE SER GMTN	JUN 01 2047	4.950%	55,000	61,592	55,078
	USD CANADIAN NATL RR	MAY 01 2050	2.450%	40,000	32,920	27,955
	USD CANADIAN PACIFIC	DEC 02 2051	3.100%	20,000	17,775	15,369
	USD CENOVUS ENERGY	FEB 15 2052	3.750%	80,000	70,931	64,264
	USD CHILE	JAN 31 2034	3.500%	200,000	197,978	182,370
	USD ENBRIDGE INC	AUG 01 2051	3.400%	40,000	35,589	31,744
	USD ROGERS COMM INC	NOV 15 2049	3.700%	70,000	61,540	56,819
	USD SHELL INTL FIN	NOV 26 2051	3.000%	130,000	116,359	102,104
	USD TRANSCANADA PL	MAR 15 2049	5.100%	65,000	76,450	67,325
	USD UNITED MEXICAN	FEB 12 2052	4.400%	260,000	234,110	212,460
	USD UNITED MEXICAN SER MTN	MAR 08 2044	4.750%	140,000	136,016	123,724
	VALERO ENERGY CORP GLB	JUN 01 2052	4.000%	50,000	45,240	41,788
	VERIZON COMMUNICATIONS GLB	MAR 01 2052	3.875%	465,000	461,978	403,821
	VIRGINIA ELEC & POWER CO GLB	NOV 15 2051	2.950%	110,000	97,230	84,977
	VODAFONE GROUP PLC GLB	SEP 17 2050	4.250%	135,000	135,381	116,929
	VOYA FINANCIAL INC COMPANY GUA	JAN 23 2048	VAR	125,000	119,537	108,594
	WALMART INC GLB	SEP 22 2051	2.650%	35,000	31,170	26,873
	WALT DISNEY COMPANY/THE COMPANY GUARNT GLB	SEP 01 2049	2.750%	80,000	66,954	58,848
	WASTE MANAGEMENT INC COMPANY GUARNT GLB	MAR 15 2031	1.500%	85,000	69,295	69,009
	WELLS FARGO & COMPANY SUBORDINATED GLB	NOV 02 2043	5.375%	115,000	134,955	119,220
	WILLIAMS COMPANIES INC GLB	OCT 15 2051	3.500%	120,000	105,547	90,820
	WISCONSIN PUBLIC SERVICE -	DEC 01 2051	2.850%	55,000	48,158	41,333
	XCEL ENERGY INC GLB	NOV 15 2031	2.350%	235,000	222,940	197,884
	Total				$ 22,991,385	$ 20,866,737

**BRICKLAYERS AND ALLIED CRAFTWORKERS,
LOCAL 5, NEW YORK RETIREMENT FUND
PENSION PLAN**

EIN: 14-6016608 Plan: 001
Schedule H, Line 4j - Schedule Of Reportable Transactions

For The Year Ended December 31, 2022

(a)	(b)	(c)	(d)	(g)	(h)	(i)
	Description Of Asset	Purchase Price	Selling Price	Cost Of Asset	Current Value	Net Gain (Loss)
	ABBVIE INC GLB 02.950% NOV 21 2026	$ 283,279	$ -	$ -	$ 283,279	$ -
	ABBVIE INC GLB 02.950% NOV 21 2026	-	140,566	141,640	140,566	(1,074)
	ABBVIE INC GLB 03.200% NOV 21 2029	533,577	-	-	533,577	-
	ABBVIE INC GLB 03.200% NOV 21 2029	-	415,051	439,707	415,051	(24,656)
	ABBVIE INC GLB 04.250% NOV 21 2049	330,176	-	-	330,176	-
	ABBVIE INC GLB 04.250% NOV 21 2049	-	295,445	330,176	295,445	(34,731)
	ALABAMA POWER CO SER 20-A GLB 01.450% SEP 15 2030	232,167	-	-	232,167	-
	ALABAMA POWER CO SER 20-A GLB 01.450% SEP 15 2030	-	83,099	89,295	83,099	(6,196)
	ALPHABET INC GLB 01.100% AUG 15 2030	152,266	-	-	152,266	-
	ALPHABET INC GLB 01.100% AUG 15 2030	-	111,497	117,463	111,497	(5,966)
	AMAZON.COM INC GLB 02.500% JUN 03 2050	159,013	-	-	159,013	-
	AMAZON.COM INC GLB 02.500% JUN 03 2050	-	141,368	159,013	141,368	(17,645)
	AMAZON.COM INC GLB 03.150% AUG 22 2027	362,803	-	-	362,803	-
	AMAZON.COM INC GLB 03.150% AUG 22 2027	-	184,031	183,956	184,031	75
	AMERICAN ELECTRIC POWER GLB 02.300% MAR 01 2030	256,197	-	-	256,197	-
	AMERICAN ELECTRIC POWER GLB 02.300% MAR 01 2030	-	175,202	190,983	175,202	(15,781)
	AMERICAN INTL GROUP GLB 02.500% JUN 30 2025	228,891	-	-	228,891	-
	AMERICAN INTL GROUP GLB 02.500% JUN 30 2025	-	96,167	97,400	96,167	(1,233)
	AMERICAN TOWER CORP GLB 02.300% SEP 15 2031	194,045	-	-	194,045	-
	AMERICAN TOWER CORP GLB 02.300% SEP 15 2031	-	92,554	94,866	92,554	(2,312)
	AMGEN INC GLB 03.350% FEB 22 2032	283,646	-	-	283,646	-
	AMGEN INC GLB 03.350% FEB 22 2032	-	229,555	248,812	229,555	(19,257)
	AMGEN INC GLB 04.200% FEB 22 2052	178,763	-	-	178,763	-
	AMGEN INC GLB 04.200% FEB 22 2052	-	157,576	178,763	157,576	(21,187)
	ANHEUSER-BUSCH CO/INBEV COMP GUARNT SER * GLB 03.650% FEB 01 2026	1,031,915	-	-	1,031,915	-
	ANHEUSER-BUSCH CO/INBEV COMP GUARNT SER * GLB 03.650% FEB 01 2026	-	879,572	902,925	879,572	(23,353)
	ANHEUSER-BUSCH INBEV WOR CO GUARNT GLB 03.500% JUN 01 2030	1,115,220	-	-	1,115,220	-
	ANHEUSER-BUSCH INBEV WOR CO GUARNT GLB 03.500% JUN 01 2030	-	973,480	1,043,270	973,480	(69,790)
	ANHEUSER-BUSCH INBEV WOR CO GUARNT GLB 04.500% JUN 01 2050	475,241	-	-	475,241	-
	ANHEUSER-BUSCH INBEV WOR CO GUARNT GLB 04.500% JUN 01 2050	-	424,551	475,241	424,551	(50,690)
	APPLE INC GLB 01.400% AUG 05 2028	302,884	-	-	302,884	-
	APPLE INC GLB 01.400% AUG 05 2028	-	200,002	205,029	200,002	(5,027)
	APPLE INC GLB 01.700% AUG 05 2031	362,835	-	-	362,835	-
	APPLE INC GLB 01.700% AUG 05 2031	-	163,911	179,121	163,911	(15,210)
	APPLE INC GLB 02.700% AUG 05 2051	264,569	-	-	264,569	-
	APPLE INC GLB 02.700% AUG 05 2051	-	232,168	264,569	232,168	(32,401)
	AT&T INC GLB 02.250% FEB 01 2032	1,654,761	-	-	1,654,761	-
	AT&T INC GLB 02.250% FEB 01 2032	-	1,292,213	1,393,246	1,292,213	(101,033)
	AT&T INC GLB 03.550% SEP 15 2055	804,324	-	-	804,324	-
	AT&T INC GLB 03.550% SEP 15 2055	-	695,127	804,324	695,127	(109,197)
	BANK OF AMERICA CORP GLB VAR%APR 22 2042	289,448	-	-	289,448	-
	BANK OF AMERICA CORP GLB VAR%APR 22 2042	-	261,435	289,448	261,435	(28,013)
	BANK OF AMERICA CORP GLB VAR%FEB 04 2033	1,036,138	-	-	1,036,138	-
	BANK OF AMERICA CORP GLB VAR%FEB 04 2033	-	456,503	485,398	456,503	(28,895)
	BANK OF NY MELLON CORP GLB 02.050% JAN 26 2027	262,373	-	-	262,373	-
	BANK OF NY MELLON CORP GLB 02.050% JAN 26 2027	-	18,531	19,435	18,531	(904)

**BRICKLAYERS AND ALLIED CRAFTWORKERS,
LOCAL 5, NEW YORK RETIREMENT FUND
PENSION PLAN**

EIN: 14-6016608 Plan: 001
Schedule H, Line 4j - Schedule Of Reportable Transactions

For The Year Ended December 31, 2022

(a)	(b) Description Of Asset	(c) Purchase Price	(d) Selling Price	(g) Cost Of Asset	(h) Current Value	(i) Net Gain (Loss)
	BAT CAPITAL CORP CO GUARNT GLB 02.726% MAR 25 2031	164,391	-	-	164,391	-
	BAT CAPITAL CORP CO GUARNT GLB 02.726% MAR 25 2031	-	86,189	95,895	86,189	(9,706)
	BAT CAPITAL CORP CO GUARNT GLB 02.789% SEP 06 2024	246,626	-	-	246,626	-
	BAT CAPITAL CORP CO GUARNT GLB 02.789% SEP 06 2024	-	191,188	192,368	191,188	(1,180)
	BERKSHIRE HATHAWAY ENERG GLB 01.650% MAY 15 2031	261,797	-	-	261,797	-
	BERKSHIRE HATHAWAY ENERG GLB 01.650% MAY 15 2031	-	170,667	186,364	170,667	(15,697)
	BERKSHIRE HATHAWAY FIN CO GUARNT GLB 01.450% OCT 15 2030	152,655	-	-	152,655	-
	BERKSHIRE HATHAWAY FIN CO GUARNT GLB 01.450% OCT 15 2030	-	139,486	152,655	139,486	(13,169)
	BERKSHIRE HATHAWAY INC GLB 03.125% MAR 15 2026	830,166	-	-	830,166	-
	BERKSHIRE HATHAWAY INC GLB 03.125% MAR 15 2026	-	726,756	732,801	726,756	(6,045)
	BOEING CO GLB 04.875% MAY 01 2025	404,410	-	-	404,410	-
	BOEING CO GLB 05.150% MAY 01 2030	621,122	-	-	621,122	-
	BOEING CO GLB 05.150% MAY 01 2030	-	467,803	476,551	467,803	(8,748)
	BOEING CO GLB 05.805% MAY 01 2050	371,371	-	-	371,371	-
	BOEING CO GLB 05.805% MAY 01 2050	-	319,437	371,371	319,437	(51,934)
	BRISTOL-MYERS SQUIBB CO GLB 02.900% JUL 26 2024	269,829	-	-	269,829	-
	BRISTOL-MYERS SQUIBB CO GLB 02.900% JUL 26 2024	-	269,509	269,829	269,509	(320)
	BRISTOL-MYERS SQUIBB CO GLB 02.950% MAR 15 2032	280,587	-	-	280,587	-
	BRISTOL-MYERS SQUIBB CO GLB 02.950% MAR 15 2032	-	138,753	145,304	138,753	(6,551)
	BRISTOL-MYERS SQUIBB CO GLB 03.700% MAR 15 2052	170,328	-	-	170,328	-
	BRISTOL-MYERS SQUIBB CO GLB 03.700% MAR 15 2052	-	150,584	170,328	150,584	(19,744)
	BROADCOM INC CO GUARNT GLB 04.300% NOV 15 2032	462,950	-	-	462,950	-
	BROADCOM INC CO GUARNT GLB 04.300% NOV 15 2032	-	313,944	339,497	313,944	(25,553)
	BURLINGTN NORTH SANTA FE - 02.875% JUN 15 2052	137,056	-	-	137,056	-
	BURLINGTN NORTH SANTA FE - 02.875% JUN 15 2052	-	118,423	137,056	118,423	(18,633)
	BURLINGTN NORTH SANTA FE GLB 03.250% JUN 15 2027	194,206	-	-	194,206	-
	BURLINGTN NORTH SANTA FE GLB 03.250% JUN 15 2027	-	158,354	167,962	158,354	(9,608)
	CALIFORNIA ST GO BDS TAXABLE APR09 07.550%APR01 2039	596,243	-	-	596,243	-
	CALIFORNIA ST GO BDS TAXABLE APR09 07.550%APR01 2039	-	548,342	596,243	548,342	(47,901)
	CATERPILLAR FINL SERVICE SER MTN 01.700% JAN 08 2027	262,579	-	-	262,579	-
	CATERPILLAR FINL SERVICE SER MTN 01.700% JAN 08 2027	-	130,825	131,289	130,825	(464)
	CHARTER COMM OPT LLC/CAP GLB 03.700% APR 01 2051	239,389	-	-	239,389	-
	CHARTER COMM OPT LLC/CAP GLB 03.700% APR 01 2051	-	205,082	239,389	205,082	(34,307)
	CHARTER COMM OPT LLC/CAP GLB 03.850% APR 01 2061	205,322	-	-	205,322	-
	CHARTER COMM OPT LLC/CAP GLB 03.850% APR 01 2061	-	171,823	205,322	171,823	(33,499)
	CHARTER COMM OPT LLC/CAP GLB 04.400% APR 01 2033	157,269	-	-	157,269	-
	CHARTER COMM OPT LLC/CAP GLB 04.400% APR 01 2033	-	156,005	157,269	156,005	(1,264)
	CHARTER COMM OPT LLC/CAP SER USD 04.500% FEB 01 2024	515,055	-	-	515,055	-
	CHARTER COMM OPT LLC/CAP SER USD 04.500% FEB 01 2024	-	160,921	164,818	160,921	(3,897)
	CIGNA CORP GLB 02.375% MAR 15 2031	384,914	-	-	384,914	-
	CIGNA CORP GLB 02.375% MAR 15 2031	-	248,712	258,174	248,712	(9,462)
	CITIGROUP INC GLB VAR%JAN 25 2033	871,918	-	-	871,918	-
	CITIGROUP INC GLB VAR%JAN 25 2033	-	435,011	459,913	435,011	(24,902)
	COCA-COLA CO/THE GLB 02.000% MAR 05 2031	179,457	-	-	179,457	-
	COCA-COLA CO/THE GLB 02.000% MAR 05 2031	-	91,762	92,029	91,762	(267)
	COMCAST CORP CO GUARNT GLB 01.500% FEB 15 2031	371,886	-	-	371,886	-
	COMCAST CORP CO GUARNT GLB 01.500% FEB 15 2031	-	224,208	243,496	224,208	(19,288)
	COMCAST CORP CO GUARNT GLB 02.800% JAN 15 2051	333,885	-	-	333,885	-
	COMCAST CORP CO GUARNT GLB 02.800% JAN 15 2051	-	292,279	333,885	292,279	(41,606)
	COMCAST CORP CO GUARNT GLB 03.700% APR 15 2024	260,768	-	-	260,768	-
	COMCAST CORP CO GUARNT GLB 04.150% OCT 15 2028	542,413	-	-	542,413	-

**BRICKLAYERS AND ALLIED CRAFTWORKERS,
LOCAL 5, NEW YORK RETIREMENT FUND
PENSION PLAN**

EIN: 14-6016608 Plan: 001
Schedule H, Line 4j - Schedule Of Reportable Transactions

For The Year Ended December 31, 2022

(a)	(b)	(c)	(d)	(g)	(h)	(i)
	Description Of Asset	Purchase Price	Selling Price	Cost Of Asset	Current Value	Net Gain (Loss)
	COMCAST CORP CO GUARNT GLB 04.150% OCT 15 2028	-	525,722	542,413	525,722	(16,691)
	COMMONWEALTH EDISON CO 1ST MORTGAGE GLB 02.200% MAR 01 2030	170,087	-	-	170,087	-
	COMMONWEALTH EDISON CO 1ST MORTGAGE GLB 02.200% MAR 01 2030	-	162,006	170,087	162,006	(8,081)
	CON EDISON CO OF NY INC GLB 02.400% JUN 15 2031	222,158	-	-	222,158	-
	CON EDISON CO OF NY INC GLB 02.400% JUN 15 2031	-	181,876	198,525	181,876	(16,649)
	CONOCOPHILLIPS CO CO GUARNT GLB 02.400% MAR 07 2025	320,062	-	-	320,062	-
	CONOCOPHILLIPS CO CO GUARNT GLB 02.400% MAR 07 2025	-	313,401	320,062	313,401	(6,661)
	CSX CORP GLB 02.400% FEB 15 2030	255,820	-	-	255,820	-
	CSX CORP GLB 02.400% FEB 15 2030	-	181,140	188,245	181,140	(7,105)
	CVS HEALTH CORP GLB 01.300% AUG 21 2027	350,590	-	-	350,590	-
	CVS HEALTH CORP GLB 01.300% AUG 21 2027	-	95,811	106,100	95,811	(10,289)
	CVS HEALTH CORP GLB 04.300% MAR 25 2028	353,401	-	-	353,401	-
	CVS HEALTH CORP GLB 04.300% MAR 25 2028	-	329,950	353,401	329,950	(23,451)
	CVS HEALTH CORP GLB 05.050% MAR 25 2048	295,620	-	-	295,620	-
	CVS HEALTH CORP GLB 05.050% MAR 25 2048	-	256,973	295,620	256,973	(38,647)
	DIAGEO CAPITAL PLC CO GUARNT GLB 02.625% APR 29 2023	609,967	-	-	609,967	-
	DOMINION ENERGY INC SER C GLB 02.250% AUG 15 2031	221,439	-	-	221,439	-
	DOMINION ENERGY INC SER C GLB 02.250% AUG 15 2031	-	100,233	110,720	100,233	(10,487)
	DOW CHEMICAL CO/THE GLB 02.100% NOV 15 2030	157,746	-	-	157,746	-
	DOW CHEMICAL CO/THE GLB 02.100% NOV 15 2030	-	109,209	115,990	109,209	(6,781)
	DUKE ENERGY CAROLINAS 1ST MORTGAGE GLB 02.850% MAR 15 2032	211,303	-	-	211,303	-
	DUKE ENERGY CAROLINAS 1ST MORTGAGE GLB 02.850% MAR 15 2032	-	107,734	117,937	107,734	(10,203)
	DUKE ENERGY CORP GLB 02.550% JUN 15 2031	227,564	-	-	227,564	-
	DUKE ENERGY CORP GLB 02.550% JUN 15 2031	-	123,462	134,680	123,462	(11,218)
	ENERGY TRANSFER OPERATNG GLB 03.750% MAY 15 2030	263,965	-	-	263,965	-
	ENERGY TRANSFER OPERATNG GLB 03.750% MAY 15 2030	-	122,316	126,906	122,316	(4,590)
	ENERGY TRANSFER OPERATNG GLB 05.000% MAY 15 2050	259,026	-	-	259,026	-
	ENERGY TRANSFER OPERATNG GLB 05.000% MAY 15 2050	-	195,408	218,394	195,408	(22,986)
	ENTERPRISE PRODUCTS OPER CO GUARNT 02.800% JAN 31 2030	607,806	-	-	607,806	-
	ENTERPRISE PRODUCTS OPER CO GUARNT 02.800% JAN 31 2030	-	480,102	500,832	480,102	(20,730)
	ENTERPRISE PRODUCTS OPER CO GUARNT 03.300% FEB 15 2053	216,003	-	-	216,003	-
	ENTERPRISE PRODUCTS OPER CO GUARNT 03.300% FEB 15 2053	-	196,391	216,003	196,391	(19,612)
	EXELON GENERATION CO LLC GLB 03.250% JUN 01 2025	305,064	-	-	305,064	-
	EXELON GENERATION CO LLC GLB 03.250% JUN 01 2025	-	263,222	269,473	263,222	(6,251)
	EXXON MOBIL CORPORATION GLB 03.482% MAR 19 2030	180,079	-	-	180,079	-
	EXXON MOBIL CORPORATION GLB 03.482% MAR 19 2030	-	87,399	95,336	87,399	(7,937)
	FEDEX CORP CO GUARNT 02.400% MAY 15 2031	226,154	-	-	226,154	-
	FEDEX CORP CO GUARNT 02.400% MAY 15 2031	-	154,388	169,615	154,388	(15,227)
	FOX CORP GLB 03.050% APR 07 2025	274,991	-	-	274,991	-
	FOX CORP GLB 03.050% APR 07 2025	-	228,124	234,251	228,124	(6,127)
	GE CAPITAL INTL FUNDING CO GUARNT GLB 04.418% NOV 15 2035	222,981	-	-	222,981	-
	GE CAPITAL INTL FUNDING CO GUARNT GLB 04.418% NOV 15 2035	-	199,451	222,981	199,451	(23,530)
	GENERAL MOTORS CO GLB 05.950% APR 01 2049	172,437	-	-	172,437	-
	GENERAL MOTORS CO GLB 05.950% APR 01 2049	-	150,224	172,437	150,224	(22,213)
	GENERAL MOTORS FINL CO GLB 03.100% JAN 12 2032	377,196	-	-	377,196	-
	GENERAL MOTORS FINL CO GLB 03.100% JAN 12 2032	-	201,737	202,069	201,737	(332)
	GENERAL MOTORS FINL CO GLB 05.100% JAN 17 2024	364,429	-	-	364,429	-

**BRICKLAYERS AND ALLIED CRAFTWORKERS,
LOCAL 5, NEW YORK RETIREMENT FUND
PENSION PLAN**

EIN: 14-6016608 Plan: 001
Schedule H, Line 4j - Schedule Of Reportable Transactions

For The Year Ended December 31, 2022

(a)	(b)	(c)	(d)	(g)	(h)	(i)
	Description Of Asset	Purchase Price	Selling Price	Cost Of Asset	Current Value	Net Gain (Loss)
	GILEAD SCIENCES INC GLB 03.650% MAR 01 2026	592,394	-	-	592,394	-
	GILEAD SCIENCES INC GLB 03.650% MAR 01 2026	-	420,002	427,554	420,002	(7,552)
	GLAXOSMITHKLINE CAPITAL CO GUARNT GLB 03.375% MAY 15 2023	282,380	-	-	282,380	-
	GOLDMAN SACHS GROUP INC GLB VAR%FEB 24 2033	1,244,717	-	-	1,244,717	-
	GOLDMAN SACHS GROUP INC GLB VAR%FEB 24 2033	-	714,878	739,200	714,878	(24,322)
	GOLDMAN SACHS GROUP INC GLB VAR%FEB 24 2043	143,578	-	-	143,578	-
	GOLDMAN SACHS GROUP INC GLB VAR%FEB 24 2043	-	128,591	143,578	128,591	(14,987)
	HOME DEPOT INC GLB 01.875% SEP 15 2031	358,598	-	-	358,598	-
	HOME DEPOT INC GLB 01.875% SEP 15 2031	-	243,556	252,858	243,556	(9,302)
	HSBC HOLDINGS PLC GLB 04.950% MAR 31 2030	214,256	-	-	214,256	-
	HSBC HOLDINGS PLC GLB 04.950% MAR 31 2030	-	205,402	214,256	205,402	(8,854)
	HSBC HOLDINGS PLC GLB VAR%NOV 22 2032	542,246	-	-	542,246	-
	HSBC HOLDINGS PLC GLB VAR%NOV 22 2032	-	163,367	185,383	163,367	(22,016)
	IBM CORP GLB 02.720% FEB 09 2032	214,912	-	-	214,912	-
	IBM CORP GLB 02.720% FEB 09 2032	-	205,986	214,912	205,986	(8,926)
	INTEL CORP GLB 02.000% AUG 12 2031	342,944	-	-	342,944	-
	INTEL CORP GLB 02.000% AUG 12 2031	-	249,930	269,783	249,930	(19,853)
	INTERCONTINENTALEXCHANGE GLB 01.850% SEP 15 2032	142,759	-	-	142,759	-
	INTERCONTINENTALEXCHANGE GLB 01.850% SEP 15 2032	-	109,405	120,453	109,405	(11,048)
	ISHARES CORE S&P 500 ETF	9,977,998	-	-	9,977,998	-
	JOHN DEERE CAPITAL CORP SER MTN 02.125% MAR 07 2025	315,245	-	-	315,245	-
	JOHN DEERE CAPITAL CORP SER MTN 02.125% MAR 07 2025	-	313,591	315,245	313,591	(1,654)
	JPMORGAN CHASE & CO GLB VAR%APR 22 2042	137,552	-	-	137,552	-
	JPMORGAN CHASE & CO GLB VAR%APR 22 2042	-	121,722	137,552	121,722	(15,830)
	JPMORGAN CHASE & CO GLB VAR%JAN 25 2033	1,902,947	-	-	1,902,947	-
	JPMORGAN CHASE & CO GLB VAR%JAN 25 2033	-	1,121,324	1,195,999	1,121,324	(74,675)
	KINDER MORGAN INC CO GUARNT GLB 02.000% FEB 15 2031	378,356	-	-	378,356	-
	KINDER MORGAN INC CO GUARNT GLB 02.000% FEB 15 2031	-	300,435	302,685	300,435	(2,250)
	KINDER MORGAN INC CO GUARNT GLB 03.600% FEB 15 2051	214,006	-	-	214,006	-
	KINDER MORGAN INC CO GUARNT GLB 03.600% FEB 15 2051	-	189,672	214,006	189,672	(24,334)
	KRAFT HEINZ FOODS CO CO GUARNT GLB 03.000% JUN 01 2026	192,823	-	-	192,823	-
	KRAFT HEINZ FOODS CO CO GUARNT GLB 03.000% JUN 01 2026	-	144,071	144,618	144,071	(547)
	KROGER CO/THE GLB 02.650% OCT 15 2026	200,494	-	-	200,494	-
	KROGER CO/THE GLB 02.650% OCT 15 2026	-	67,187	66,831	67,187	356
	LLOYDS BANKING GROUP PLC SER . GLB VAR%NOV 07 2023	542,614	-	-	542,614	-
	LOCKHEED MARTIN CORP GLB 01.850% JUN 15 2030	163,670	-	-	163,670	-
	LOCKHEED MARTIN CORP GLB 01.850% JUN 15 2030	-	137,762	149,641	137,762	(11,879)
	LOWE'S COS INC GLB 02.625% APR 01 2031	230,655	-	-	230,655	-
	LOWE'S COS INC GLB 02.625% APR 01 2031	-	111,954	115,328	111,954	(3,374)
	LYB INT FINANCE III CO GUARNT GLB 02.250% OCT 01 2030	142,210	-	-	142,210	-
	LYB INT FINANCE III CO GUARNT GLB 02.250% OCT 01 2030	-	125,621	129,282	125,621	(3,661)
	MCDONALD'S CORP SER MTN GLB 02.125% MAR 01 2030	251,832	-	-	251,832	-
	MCDONALD'S CORP SER MTN GLB 02.125% MAR 01 2030	-	207,935	223,851	207,935	(15,916)
	METLIFE INC GLB 04.550% MAR 23 2030	182,299	-	-	182,299	-
	METLIFE INC GLB 04.550% MAR 23 2030	-	168,574	171,250	168,574	(2,676)
	MICROSOFT CORP GLB 02.375% MAY 01 2023	508,555	-	-	508,555	-
	MICROSOFT CORP GLB 02.375% MAY 01 2023	-	501,873	508,555	501,873	(6,682)
	MICROSOFT CORP GLB 02.675% JUN 01 2060	133,081	-	-	133,081	-
	MICROSOFT CORP GLB 02.675% JUN 01 2060	-	113,544	133,081	113,544	(19,537)
	MICROSOFT CORP GLB 03.125% NOV 03 2025	301,397	-	-	301,397	-
	MICROSOFT CORP GLB 03.125% NOV 03 2025	-	167,884	170,791	167,884	(2,907)
	MICROSOFT CORP GLB 03.300% FEB 06 2027	694,707	-	-	694,707	-
	MICROSOFT CORP GLB 03.300% FEB 06 2027	-	661,758	673,655	661,758	(11,897)

**BRICKLAYERS AND ALLIED CRAFTWORKERS,
LOCAL 5, NEW YORK RETIREMENT FUND
PENSION PLAN**

EIN: 14-6016608 Plan: 001
Schedule H, Line 4j - Schedule Of Reportable Transactions

For The Year Ended December 31, 2022

(a)	(b) Description Of Asset	(c) Purchase Price	(d) Selling Price	(g) Cost Of Asset	(h) Current Value	(i) Net Gain (Loss)
	MOLSON COORS BREWING CO CO GUARNT GLB 03.000% JUL 15 2026	145,174	-	-	145,174	-
	MOLSON COORS BREWING CO CO GUARNT GLB 03.000% JUL 15 2026	-	142,383	145,174	142,383	(2,791)
	MORGAN STANLEY GLB VAR%APR 22 2042	194,792	-	-	194,792	-
	MORGAN STANLEY GLB VAR%APR 22 2042	-	179,902	194,792	179,902	(14,890)
	MORGAN STANLEY GLB VAR%JAN 21 2033	1,236,852	-	-	1,236,852	-
	MORGAN STANLEY GLB VAR%JAN 21 2033	-	1,192,513	1,236,852	1,192,513	(44,339)
	MORGAN STANLEY SER MTN VAR%OCT 20 2032	565,097	-	-	565,097	-
	MORGAN STANLEY SER MTN VAR%OCT 20 2032	-	114,621	117,366	114,621	(2,745)
	MORGAN STANLEY SUBORDINATED GLB VAR%APR 20 2037	308,053	-	-	308,053	-
	MORGAN STANLEY SUBORDINATED GLB VAR%APR 20 2037	-	300,487	308,053	300,487	(7,566)
	NEXTERA ENERGY CAPITAL CO GUARNT GLB 02.440% JAN 15 2032	177,241	-	-	177,241	-
	NEXTERA ENERGY CAPITAL CO GUARNT GLB 02.440% JAN 15 2032	-	89,284	97,949	89,284	(8,665)
	NEXTERA ENERGY CAPITAL SR UNSECURED NOTE 04.200% JUN 20 2024	419,992	-	-	419,992	-
	NORTHROP GRUMMAN CORP GLB 03.250% JAN 15 2028	376,998	-	-	376,998	-
	NORTHROP GRUMMAN CORP GLB 03.250% JAN 15 2028	-	311,727	315,863	311,727	(4,136)
	NVIDIA CORP GLB 03.500% APR 01 2050	140,080	-	-	140,080	-
	NVIDIA CORP GLB 03.500% APR 01 2050	-	124,376	140,080	124,376	(15,704)
	ORACLE CORP GLB 02.875% MAR 25 2031	313,245	-	-	313,245	-
	ORACLE CORP GLB 02.875% MAR 25 2031	-	224,111	232,561	224,111	(8,450)
	ORACLE CORP GLB 03.950% MAR 25 2051	265,476	-	-	265,476	-
	ORACLE CORP GLB 03.950% MAR 25 2051	-	223,062	265,476	223,062	(42,414)
	PACIFIC GAS & ELECTRIC 1ST MORTGAGE GLB 04.400% MAR 01 2032	253,767	-	-	253,767	-
	PACIFIC GAS & ELECTRIC 1ST MORTGAGE GLB 04.400% MAR 01 2032	-	151,232	161,044	151,232	(9,812)
	PEPSICO INC GLB 01.950% OCT 21 2031	237,791	-	-	237,791	-
	PEPSICO INC GLB 01.950% OCT 21 2031	-	179,262	186,503	179,262	(7,241)
	PFIZER INC GLB 01.750% AUG 18 2031	356,838	-	-	356,838	-
	PFIZER INC GLB 01.750% AUG 18 2031	-	254,784	269,916	254,784	(15,132)
	PFIZER INC GLB 02.550% MAY 28 2040	216,025	-	-	216,025	-
	PFIZER INC GLB 02.550% MAY 28 2040	-	190,386	216,025	190,386	(25,639)
	PHILIP MORRIS INTL INC GLB 06.375% MAY 16 2038	145,879	-	-	145,879	-
	PHILIP MORRIS INTL INC GLB 06.375% MAY 16 2038	-	132,507	145,879	132,507	(13,372)
	PROCTER & GAMBLE CO/THE GLB 02.300% FEB 01 2032	171,384	-	-	171,384	-
	PROCTER & GAMBLE CO/THE GLB 02.300% FEB 01 2032	-	107,917	114,256	107,917	(6,339)
	PROCTER & GAMBLE CO/THE GLB 02.700% FEB 02 2026	158,174	-	-	158,174	-
	PROCTER & GAMBLE CO/THE GLB 02.700% FEB 02 2026	-	161,004	158,174	161,004	2,830
	PRUDENTIAL FINANCIAL INC SER MTN GLB 02.100% MAR 10 2030	226,292	-	-	226,292	-
	PRUDENTIAL FINANCIAL INC SER MTN GLB 02.100% MAR 10 2030	-	152,465	161,637	152,465	(9,172)
	RAYTHEON TECH CORP GLB 01.900% SEP 01 2031	212,474	-	-	212,474	-
	RAYTHEON TECH CORP GLB 01.900% SEP 01 2031	-	122,583	131,101	122,583	(8,518)
	REPUBLIC OF INDONESIA GLB 02.150% JUL 28 2031	255,409	-	-	255,409	-
	REPUBLIC OF INDONESIA GLB 02.150% JUL 28 2031	-	173,433	185,752	173,433	(12,319)
	RESOLUTION FUNDING CORP PRINCIPAL STRIPS ZERO% APR 15 2030	1,254,874	-	-	1,254,874	-
	RESOLUTION FUNDING CORP PRINCIPAL STRIPS ZERO% JAN 15 2030	547,990	-	-	547,990	-

**BRICKLAYERS AND ALLIED CRAFTWORKERS,
LOCAL 5, NEW YORK RETIREMENT FUND
PENSION PLAN**

EIN: 14-6016608 Plan: 001
Schedule H, Line 4j - Schedule Of Reportable Transactions

For The Year Ended December 31, 2022

(a)	(b) Description Of Asset	(c) Purchase Price	(d) Selling Price	(g) Cost Of Asset	(h) Current Value	(i) Net Gain (Loss)
	SHELL INTERNATIONAL FIN CO GUARNT GLB 02.750% APR 06 2030	170,210	-	-	170,210	-
	SHELL INTERNATIONAL FIN CO GUARNT GLB 02.750% APR 06 2030	-	117,295	120,148	117,295	(2,853)
	SIMON PROPERTY GROUP LP GLB 02.650% FEB 01 2032	142,656	-	-	142,656	-
	SIMON PROPERTY GROUP LP GLB 02.650% FEB 01 2032	-	122,787	133,146	122,787	(10,359)
	SOUTHERN CAL EDISON 1ST MORTGAGE GLB 02.750% FEB 01 2032	143,404	-	-	143,404	-
	SOUTHERN CAL EDISON 1ST MORTGAGE GLB 02.750% FEB 01 2032	-	109,105	119,503	109,105	(10,398)
	SOUTHERN CO JR SUBORDNTD SER B GLB VAR%JAN 15 2051	573,133	-	-	573,133	-
	SOUTHERN CO JR SUBORDNTD SER B GLB VAR%JAN 15 2051	-	552,327	573,133	552,327	(20,806)
	STARBUCKS CORP GLB 02.250% MAR 12 2030	169,840	-	-	169,840	-
	STARBUCKS CORP GLB 02.250% MAR 12 2030	-	82,479	89,638	82,479	(7,159)
	STATE OF ISRAEL GLB 02.750% JUL 03 2030	206,519	-	-	206,519	-
	STATE OF ISRAEL GLB 02.750% JUL 03 2030	-	192,566	206,519	192,566	(13,953)
	TELEFONICA EUROPE BV CO GUARNT GLB 08.250% SEP 15 2030	285,691	-	-	285,691	-
	TELEFONICA EUROPE BV CO GUARNT GLB 08.250% SEP 15 2030	-	250,434	265,285	250,434	(14,851)
	TOYOTA MOTOR CREDIT CORP GLB 03.050% MAR 22 2027	317,569	-	-	317,569	-
	TOYOTA MOTOR CREDIT CORP GLB 03.050% MAR 22 2027	-	39,200	39,085	39,200	115
	TYSON FOODS INC GLB 03.950% AUG 15 2024	132,529	-	-	132,529	-
	TYSON FOODS INC GLB 03.950% AUG 15 2024	-	132,923	132,529	132,923	394
	U.S. TREASURY BOND 2.250% FEB 15 2052	957,537	-	-	957,537	-
	U.S. TREASURY BOND 2.250% FEB 15 2052	-	906,329	957,537	906,329	(51,208)
	U.S. TREASURY BOND 2.875% MAY 15 2052	300,117	-	-	300,117	-
	U.S. TREASURY BOND 2.875% MAY 15 2052	-	160,282	175,453	160,282	(15,171)
	U.S. TREASURY BOND 5.25% NOV 15 2028	662,890	-	-	662,890	-
	U.S. TREASURY BOND 5.25% NOV 15 2028	-	654,174	662,890	654,174	(8,716)
	U.S. TREASURY NOTE 1.875% FEB 15 2032	1,711,374	-	-	1,711,374	-
	U.S. TREASURY NOTE 1.875% FEB 15 2032	-	1,728,510	1,711,374	1,728,510	17,136
	U.S. TREASURY NOTE 2.625% APR 15 2025	5,864,267	-	-	5,864,267	-
	U.S. TREASURY NOTE 2.625% APR 15 2025	-	5,844,575	5,864,267	5,844,575	(19,692)
	U.S. TREASURY NOTE 2.750% APR 30 2027	5,341,364	-	-	5,341,364	-
	U.S. TREASURY NOTE 2.750% APR 30 2027	-	5,363,905	5,341,364	5,363,905	22,541
	U.S. TREASURY NOTE 2.750% AUG 15 2032	136,728	-	-	136,728	-
	U.S. TREASURY NOTE 2.750% AUG 15 2032	-	137,350	136,728	137,350	622
	U.S. TREASURY NOTE 3.125% AUG 15 2025	1,694,851	-	-	1,694,851	-
	U.S. TREASURY NOTE 3.125% AUG 31 2027	463,656	-	-	463,656	-
	U.S. TREASURY NOTE 3.250% AUG 31 2024	1,329,510	-	-	1,329,510	-
	U.S. TREASURY STRIP ZERO% AUG 15 2041	10,065,116	-	-	10,065,116	-
	U.S. TREASURY STRIP ZERO% AUG 15 2041	-	8,843,896	10,065,116	8,843,896	(1,221,220)
	U.S. TREASURY STRIP ZERO% FEB 15 2027	2,559,585	-	-	2,559,585	-
	U.S. TREASURY STRIP ZERO% FEB 15 2027	-	185,807	194,563	185,807	(8,756)
	U.S. TREASURY STRIP ZERO% FEB 15 2034	9,297,083	-	-	9,297,083	-
	U.S. TREASURY STRIP ZERO% FEB 15 2034	-	2,495,194	2,547,241	2,495,194	(52,047)
	U.S. TREASURY STRIP ZERO% MAY 15 2034	2,873,764	-	-	2,873,764	-
	U.S. TREASURY STRIP ZERO% MAY 15 2034	-	111,406	116,043	111,406	(4,637)
	U.S. TREASURY STRIPS ZERO% AUG 15 2030	2,164,315	-	-	2,164,315	-
	U.S. TREASURY STRIPS ZERO% AUG 15 2030	-	1,719,975	1,697,802	1,719,975	22,173
	UNION PACIFIC CORP GLB 02.375% MAY 20 2031	516,928	-	-	516,928	-
	UNION PACIFIC CORP GLB 02.375% MAY 20 2031	-	308,371	327,230	308,371	(18,859)
	UNION PACIFIC CORP GLB 02.950% MAR 10 2052	166,897	-	-	166,897	-
	UNION PACIFIC CORP GLB 02.950% MAR 10 2052	-	145,007	166,897	145,007	(21,890)

**BRICKLAYERS AND ALLIED CRAFTWORKERS,
LOCAL 5, NEW YORK RETIREMENT FUND
PENSION PLAN**

EIN: 14-6016608 Plan: 001
Schedule H, Line 4j - Schedule Of Reportable Transactions

For The Year Ended December 31, 2022

(a)	(b)	(c)	(d)	(g)	(h)	(i)
	Description Of Asset	**Purchase Price**	**Selling Price**	**Cost Of Asset**	**Current Value**	**Net Gain (Loss)**
	UNITED PARCEL SERVICE - 02.400% NOV 15 2026	430,073	-	-	430,073	-
	UNITED PARCEL SERVICE - 02.400% NOV 15 2026	-	386,267	394,655	386,267	(8,388)
	UNITEDHEALTH GROUP INC GLB 02.300% MAY 15 2031	314,125	-	-	314,125	-
	UNITEDHEALTH GROUP INC GLB 02.300% MAY 15 2031	-	136,516	147,544	136,516	(11,028)
	UNITEDHEALTH GROUP INC GLB 03.250% MAY 15 2051	250,663	-	-	250,663	-
	UNITEDHEALTH GROUP INC GLB 03.250% MAY 15 2051	-	220,522	250,663	220,522	(30,141)
	UNITEDHEALTH GROUP INC GLB 03.750% JUL 15 2025	579,153	-	-	579,153	-
	UNITEDHEALTH GROUP INC GLB 03.750% JUL 15 2025	-	390,549	391,320	390,549	(771)
	USD BARCLAYS PLC 3.650% MAR 16 2025	257,988	-	-	257,988	-
	USD BHP FINANCE USA 5.000% SEP 30 2043	180,149	-	-	180,149	-
	USD BHP FINANCE USA 5.000% SEP 30 2043	-	160,419	180,149	160,419	(19,730)
	USD CHILE 3.500% JAN 31 2034	197,978	-	-	197,978	-
	USD CHILE 3.500% JAN 31 2034	-	182,370	197,978	182,370	(15,608)
	USD ENBRIDGE INC 2.500% FEB 14 2025	214,290	-	-	214,290	-
	USD ENBRIDGE INC 2.500% FEB 14 2025	-	91,517	94,686	91,517	(3,169)
	USD PANAMA 2.252% SEP 29 2032	307,325	-	-	307,325	-
	USD PANAMA 2.252% SEP 29 2032	-	266,035	294,154	266,035	(28,119)
	USD PHILIPPINES(REP) 1.950% JAN 06 2032	253,643	-	-	253,643	-
	USD PHILIPPINES(REP) 1.950% JAN 06 2032	-	169,885	181,173	169,885	(11,288)
	USD UNITED MEXICAN 2.659% MAY 24 2031	433,955	-	-	433,955	-
	USD UNITED MEXICAN 2.659% MAY 24 2031	-	236,615	247,975	236,615	(11,360)
	USD UNITED MEXICAN 4.400% FEB 12 2052	234,110	-	-	234,110	-
	USD UNITED MEXICAN 4.400% FEB 12 2052	-	212,460	234,110	212,460	(21,650)
	USD UNITED MEXICAN SER MTN 4.750% MAR 08 2044	136,016	-	-	136,016	-
	USD UNITED MEXICAN SER MTN 4.750% MAR 08 2044	-	123,724	136,016	123,724	(12,292)
	USD URUGUAY 4.375% JAN 23 2031 REMAIN PRN FCR 1.0000	303,383	-	-	303,383	-
	USD URUGUAY 4.375% JAN 23 2031 REMAIN PRN FCR 1.0000	-	249,453	264,771	249,453	(15,318)
	VERIZON COMMUNICATIONS GLB 00.850% NOV 20 2025	1,339,110	-	-	1,339,110	-
	VERIZON COMMUNICATIONS GLB 00.850% NOV 20 2025	-	512,568	510,360	512,568	2,208
	VERIZON COMMUNICATIONS GLB 02.550% MAR 21 2031	771,979	-	-	771,979	-
	VERIZON COMMUNICATIONS GLB 02.550% MAR 21 2031	-	586,387	638,551	586,387	(52,164)
	VERIZON COMMUNICATIONS GLB 03.875% MAR 01 2052	461,978	-	-	461,978	-
	VERIZON COMMUNICATIONS GLB 03.875% MAR 01 2052	-	403,821	461,978	403,821	(58,157)
	VISA INC GLB 01.100% FEB 15 2031	144,518	-	-	144,518	-
	VISA INC GLB 01.100% FEB 15 2031	-	108,003	118,242	108,003	(10,239)
	VODAFONE GROUP PLC GLB 04.250% SEP 17 2050	135,381	-	-	135,381	-
	VODAFONE GROUP PLC GLB 04.250% SEP 17 2050	-	116,929	135,381	116,929	(18,452)
	VODAFONE GROUP PLC GLB 07.875% FEB 15 2030	197,353	-	-	197,353	-
	VODAFONE GROUP PLC GLB 07.875% FEB 15 2030	-	140,907	144,726	140,907	(3,819)
	WALMART INC GLB 01.050% SEP 17 2026	282,399	-	-	282,399	-
	WALMART INC GLB 01.050% SEP 17 2026	-	202,175	205,816	202,175	(3,641)
	WALT DISNEY CO/THE CO GUARNT GLB 02.650% JAN 13 2031	312,707	-	-	312,707	-
	WALT DISNEY CO/THE CO GUARNT GLB 02.650% JAN 13 2031	-	215,828	234,530	215,828	(18,702)
	WELLS FARGO & CO SER MTN VAR%MAR 02 2033	1,161,435	-	-	1,161,435	-
	WELLS FARGO & CO SER MTN VAR%MAR 02 2033	-	919,266	973,629	919,266	(54,363)
	WELLS FARGO & CO SUBORDINATED GLB 05.375% NOV 02 2043	134,955	-	-	134,955	-
	WELLS FARGO & CO SUBORDINATED GLB 05.375% NOV 02 2043	-	119,220	134,955	119,220	(15,735)
	XCEL ENERGY INC GLB 01.750% MAR 15 2027	257,905	-	-	257,905	-
	XCEL ENERGY INC GLB 01.750% MAR 15 2027	-	82,006	85,968	82,006	(3,962)
	XCEL ENERGY INC GLB 02.350% NOV 15 2031	222,940	-	-	222,940	-
	XCEL ENERGY INC GLB 02.350% NOV 15 2031	-	197,884	222,940	197,884	(25,056)
	TOTAL	$ 113,641,177	$ 66,461,232	$ 70,266,526	$ 180,102,409	$ (3,805,294)

Exhibit L: Summary of Plan Provisions

(Schedule MB, Line 6)

This exhibit summarizes the major provisions of the Plan included in the valuation. It is not intended to be, nor should it be interpreted as, a complete statement of all plan provisions.

Plan Year	January 1 through December 31
Pension Credit Year	January 1 through December 31
Plan Status	Benefit Acrruals Frozen
Normal Pension	• *Age Requirement:* 65 • *Service Requirement:* Five years of Vesting Service • *Amount:* For retirements after January 1, 2010, the monthly accrued benefit is the sum of A and B where: **A**. Prior to December 31, 1990, monthly accrued pension multiplied by a factor:

Local	Factor
29	100%
Others	115%

B. After January 1, 1991, a multiplier times Future Service Credit earned under this plan:

	Multiplier		
Group	1/1/1991 – 12/31/2009	1/1/2010 – 12/31/2011	After 12/31/2011
Hired prior to June 1, 2004	$75	$50	$0*
Hired on or after June 1, 2004	$50	$37.50 for the first 10 years of service and then $50 for each year in excess of 10	$0*

**As part of the Rehabilitation Plan, accrued benefits were frozen as of 12/31/2011.*

Early Retirement

- *Age and Service Requirements:* Age 55 with 15 years of Future Service Credit or 10 years of Vesting Service or, on or after October 1, 1996, age 62 with 5 years of vesting service. Must also meet Current activity test below:

  Worked in Covered Service for at least 250 hours in any one of the Plan Years ending December 31, 2011, 2012, or 2013, and meets one of the criteria below:
  - Worked in Covered Service for at least 100 hours for each of the Plan Years ending December 31, 2014, 2015, and 2016 or
  - Became Permanently and Totally Disabled, as defined in Section 8.03, between January 1, 2013 and May 31, 2017
- *Amount:* Normal pension accrued, reduced by 0.25% for each month of age less than 65 to age 60 and 0.50% for each month of age less than age 60 to age 55.
- There is no reduction under any of the following situations:

Age	Years of Future Service Credit
62	20
60	30*
58	35*

**For these eligibility purposes, no more than one year of Future Service Credit can be counted in any plan year*

Disability

- *Age Requirement:* None
- *Service Requirement:* 15 years of Eligibility Service for disability level "A" or 10 years of Eligibility Service for disability level "B"
- *Other Requirement:* Board may require evidence of continued entitlement to Social Security Disability Benefits.
- *Eligibility:* Must pass the Eligibility Test described below
- *Amount:* Normal pension accrued for level "A"; if level "B," reduced by 0.25% per month that disability date precedes age 65 (to a maximum reduction of 50%)

Vesting

- *Age Requirement:* None
- *Service Requirement:* Five years of Vesting Service
- *Amount:* Regular or early pension accrued based on plan in effect when last active
- *Normal Retirement Age:* 65

Spouse's Pre-Retirement Death Benefit	• *Age Requirement:* None • *Service Requirement:* Five years of Vesting Service • *Amount:* 50% of the benefit participant would have received had he or she retired the day before death and elected the joint and survivor option. If the participant died prior to eligibility for an early retirement pension, the spouse's benefit is deferred to the participant's earliest retirement date.
Family Pension Death Benefit	• *Age Requirement:* None • *Service Requirement:* Vested and also meet the eligibility test described below. • *Amount:* Employer Contributions less any pension payments made payable over the lifetime of the named beneficiary.
Optional Forms of Benefits	50% Joint and Survivor with Pop-up; 75% Joint and Survivor with Pop-up Pop-up feature available if Participant meets eligibility test described below.
Eligibility Test	Effective for Retirements on or after June 1, 2017, in order for Participants to be eligible for the following benefits: • All Early Retirement Benefits • Disability Retirement Benefits • The Family Survivor and Single Sum Death Benefit • The "Pop-up feature" on Joint & Survivor benefits The Participant must have worked in Covered Service for at least 250 hours in any one of the Plan Years ending December 31, 2011, 2012, and 2013, and meets one of the criteria below: • Worked in Covered Service for at least 100 hours for each of the Plan Years ending December 31, 2014, 2015, and 2016, or • Became Permanently and Totally Disabled, as defined in Section 8.03, between January 1, 2013 and May 31, 2017.
Future Service Credit	• Prior to January 1, 2010, 1/7th of a year of Future Service Credit for each 100 hours of covered employment worked in a plan year, without limit. • Effective January 1, 2010, 1/10th of a year of Future Service Credit for each 100 hours of covered employment worked in a plan year, without limit, if at least 200 hours of credited service are earned in the plan year. For purposes of meeting eligibility requirements, no more than one year of Future Service Credit is recognized in any year
Vesting Credit	One year for each year in which at least 250 hours of covered employment or 1,000 hours of related service is earned in a plan year, there is no partial credit.
Contribution Rate	$6.69 per hour effective April 1, 2019
Changes in Plan Provisions	There were no changes in plan provisions reflected in this actuarial valuation

**BRICKLAYERS AND ALLIED CRAFTWORKERS,
LOCAL 5, NEW YORK RETIREMENT FUND
PENSION PLAN**

EIN: 14-6016608 Plan: 001
Schedule H, Line 4i - Schedule Of Assets (Held At End Of Year)

December 31, 2022

(a)	(b) Identity Of Issue, Borrower, Lessor, Or Similar Party	(c) Description Of Investment Including Maturity Date, Rate Of Interest, Collateral, Par, Or Maturity Value			(d) Cost	(e) Current Value
	Exchange Traded Fund:					
	ISHARES CORE S&P 500 ETF	25,042 shares			$ 10,068,233	$ 9,621,215
	Total Exchange Traded Fund				10,068,233	9,621,215
	Money Market Fund:					
	BLF FEDFUND CASH RESERVE				988,953	988,953
	Total Money Market Fund				988,953	988,953
	U.S. Government Securities:					
	METROPOLITAN TRANSN AUTH N Y REV SER C TAXABLE	NOV15 2049	5.175%	60,000	72,609	51,780
	RESOLUTION FUNDING CORP PRIN STRIPS	APR 15 2030	ZERO	1,505,000	1,254,874	1,095,309
	RESOLUTION FUNDING CORP PRIN STRIPS	JAN 15 2030	ZERO	645,000	547,990	472,469
	U.S. TREASURY BOND	MAY 15 2052	2.875%	135,000	123,956	109,181
	U.S. TREASURY BOND	NOV 15 2042	4.000%	15,000	15,105	14,782
	U.S. TREASURY BOND	NOV 15 2052	4.000%	5,000	5,035	5,052
	U.S. TREASURY NOTE	AUG 15 2025	3.125%	1,705,000	1,692,679	1,656,646
	U.S. TREASURY NOTE	AUG 31 2027	3.125%	465,000	463,656	447,962
	U.S. TREASURY NOTE	AUG 31 2024	3.250%	1,335,000	1,329,351	1,307,726
	U.S. TREASURY NOTE	NOV 15 2032	4.125%	60,000	63,045	61,453
	U.S. TREASURY STRIP	FEB 15 2027	ZERO	2,735,000	2,365,022	2,313,017
	U.S. TREASURY STRIP	FEB 15 2034	ZERO	9,825,000	6,814,134	6,250,862
	U.S. TREASURY STRIP	MAY 15 2034	ZERO	4,040,000	2,757,721	2,541,847
	U.S. TREASURY STRIPS	AUG 15 2030	ZERO	630,000	458,892	464,039
	Total U.S. Government Securities				17,964,069	16,792,125
	Corporate Bonds:					
	ABBOTT LABORATORIES GLB	JUN 30 2030	1.400%	40,000	36,311	31,892
	ABBVIE INC GLB	NOV 21 2026	2.950%	140,000	140,326	130,354
	ABBVIE INC GLB	NOV 21 2029	3.200%	95,000	96,955	85,997
	AERCAP IRELAND CAP/GLOBA COMPANY GUARNT GLB	OCT 29 2024	1.650%	150,000	139,637	138,414
	AERCAP IRELAND CAP/GLOBA COMPANY GUARNT GLB	JAN 30 2032	3.300%	100,000	90,698	78,467
	ALABAMA POWER CO SER 20-A GLB	SEP 15 2030	1.450%	160,000	141,744	125,062
	ALPHABET INC GLB	AUG 15 2030	1.100%	40,000	34,751	31,436
	ALTRIA GROUP INC COMPANY GUARNT GLB	FEB 14 2026	4.400%	30,000	30,325	29,395
	AMAZON.COM INC GLB	MAY 12 2031	2.100%	60,000	56,922	49,198
	AMAZON.COM INC GLB	AUG 22 2027	3.150%	175,000	174,982	164,817
	AMAZON.COM INC GLB	APR 13 2032	3.600%	5,000	4,869	4,591
	AMERICAN ELECTRIC POWER GLB	MAR 01 2030	2.300%	70,000	65,174	57,520
	AMERICAN INTL GROUP GLB	JUN 30 2025	2.500%	95,000	91,488	89,505
	AMERICAN TOWER CORP GLB	SEP 15 2031	2.300%	115,000	94,224	89,718
	AMGEN INC GLB	FEB 22 2029	3.000%	110,000	107,077	97,600
	AMGEN INC GLB	FEB 22 2032	3.350%	35,000	36,468	30,680
	ANHEUSER-BUSCH CO/INBEV COMP GUARNT SER * GLB	FEB 01 2026	3.650%	125,000	125,678	120,395
	ANHEUSER-BUSCH INBEV WOR COMPANY GUARNT GLB	JUN 01 2030	3.500%	70,000	74,251	63,911
	ANTHEM INC GLB	MAY 15 2030	2.250%	20,000	17,345	16,632
	APPLE INC GLB	AUG 05 2028	1.400%	105,000	97,712	89,126
	APPLE INC GLB	AUG 05 2031	1.700%	200,000	183,747	160,446

**BRICKLAYERS AND ALLIED CRAFTWORKERS,
LOCAL 5, NEW YORK RETIREMENT FUND
PENSION PLAN**

EIN: 14-6016608 Plan: 001
Schedule H, Line 4i - Schedule Of Assets (Held At End Of Year)

December 31, 2022

(a)	(b)	(c)			(d)	(e)
	Identity Of Issue, Borrower, Lessor, Or Similar Party	Description Of Investment Including Maturity Date, Rate Of Interest, Collateral, Par, Or Maturity Value			Cost	Current Value
	Corporate Bonds (Continued):					
	APPLE INC GLB	FEB 08 2051	2.650%	10,000	6,281	6,630
	ASTRAZENECA PLC GLB	AUG 06 2030	1.375%	130,000	112,021	103,029
	AT&T INC GLB	FEB 01 2032	2.250%	290,000	270,895	228,158
	BANK OF AMERICA CORP GLB	APR 27 2033	VAR	130,000	130,000	119,397
	BANK OF AMERICA CORP GLB	FEB 04 2033	VAR	590,000	548,694	477,994
	BANK OF AMERICA CORP SER MTN GLB	SEP 25 2025	VAR	100,000	93,476	92,070
	BANK OF AMERICA CORP SUBORDINATED GLB	SEP 21 2036	VAR	270,000	231,182	199,060
	BANK OF MONTREAL SER MTN	MAR 08 2027	2.650%	40,000	39,032	36,585
	BANK OF NY MELLON CORP GLB	JAN 26 2027	2.050%	250,000	242,255	224,905
	BAT CAPITAL CORP COMPANY GUARNT GLB	MAR 25 2031	2.726%	75,000	67,894	58,712
	BAT CAPITAL CORP COMPANY GUARNT GLB	SEP 06 2024	2.789%	55,000	53,862	52,653
	BECTON DICKINSON AND CO -	JUN 06 2027	3.700%	30,000	30,985	28,413
	BECTON DICKINSON AND CO GLB	FEB 11 2031	1.957%	85,000	76,388	67,422
	BERKSHIRE HATHAWAY ENERG GLB	MAY 15 2031	1.650%	85,000	73,083	65,790
	BERKSHIRE HATHAWAY INC GLB	MAR 15 2026	3.125%	95,000	94,236	91,137
	BLACKROCK INC GLB	FEB 25 2032	2.100%	20,000	18,105	16,151
	BOEING CO GLB	MAY 01 2025	4.875%	400,000	401,919	396,320
	BOEING CO GLB	MAY 01 2030	5.150%	135,000	134,625	132,072
	BOSTON PROPERTIES LP GLB	OCT 01 2033	2.450%	70,000	56,031	50,560
	BP CAP MARKETS AMERICA COMPANY GUARNT GLB	JAN 12 2032	2.721%	100,000	95,696	84,070
	BRIGHTHOUSE FINANCIAL IN GLB	JUN 22 2027	3.700%	25,000	24,110	23,196
	BRISTOL-MYERS SQUIBB CO GLB	MAR 15 2032	2.950%	135,000	135,181	118,134
	BROADCOM INC COMPANY GUARNT GLB	OCT 15 2024	3.625%	215,000	213,832	209,432
	BROADCOM INC COMPANY GUARNT GLB	NOV 15 2032	4.300%	120,000	124,072	106,148
	BURLINGTN NORTH SANTA FE GLB	JUN 15 2027	3.250%	25,000	25,899	23,674
	CARDINAL HEALTH INC GLB	JUN 15 2027	3.410%	10,000	9,718	9,363
	CARRIER GLOBAL CORP GLB	FEB 15 2031	2.700%	25,000	24,000	20,701
	CATERPILLAR FINL SERVICE SER MTN	JAN 08 2027	1.700%	135,000	130,907	121,646
	CENTERPOINT ENERGY INC GLB	JUN 01 2031	2.650%	10,000	8,685	8,276
	CENTERPOINT ENERGY RES GLB	JUL 01 2032	4.400%	10,000	10,242	9,622
	CHARTER COMM OPT LLC/CAP SER USD	FEB 01 2024	4.500%	340,000	343,189	336,083
	CHEVRON CORP GLB	MAY 11 2030	2.236%	90,000	86,769	77,307
	CIGNA CORP GLB	MAR 15 2031	2.375%	135,000	125,181	110,838
	CISCO SYSTEMS INC -	JAN 15 2040	5.500%	10,000	12,525	10,486
	CITIGROUP INC GLB	APR 08 2026	VAR	100,000	96,870	94,562
	CITIGROUP INC GLB	JAN 25 2033	VAR	430,000	405,063	348,859
	CITIGROUP INC GLB	MAY 01 2032	VAR	135,000	113,007	106,928
	CITIGROUP INC SUBORDINATED	SEP 29 2027	4.450%	60,000	58,669	57,336
	COCA-COLA CO/THE GLB	MAR 05 2031	2.000%	95,000	86,351	78,510
	COMCAST CORP COMPANY GUARNT GLB	FEB 15 2031	1.500%	145,000	128,238	113,210
	COMCAST CORP COMPANY GUARNT GLB	APR 15 2024	3.700%	250,000	254,365	246,280
	CON EDISON CO OF NY INC GLB	JUN 15 2031	2.400%	25,000	23,216	20,501
	CONAGRA BRANDS INC GLB	NOV 01 2027	1.375%	30,000	25,515	25,030
	CONSTELLATION BRANDS INC -	MAY 09 2027	4.350%	115,000	115,449	112,149
	CSX CORP GLB	FEB 15 2030	2.400%	70,000	67,458	59,453
	CVS HEALTH CORP GLB	AUG 21 2027	1.300%	265,000	244,309	224,654
	DIAGEO CAPITAL PLC COMPANY GUARNT GLB	APR 29 2023	2.625%	600,000	601,229	595,998
	DIGITAL REALTY TRUST LP COMPANY GUARNT GLB	AUG 15 2027	3.700%	60,000	56,984	55,784
	DISCOVER FINANCIAL SVS GLB	FEB 09 2027	4.100%	65,000	64,356	61,172
	DISCOVERY COMMUNICATIONS COMPANY GUARNT GLB	MAY 15 2030	3.625%	160,000	142,341	132,408

**BRICKLAYERS AND ALLIED CRAFTWORKERS,
LOCAL 5, NEW YORK RETIREMENT FUND
PENSION PLAN**

EIN: 14-6016608 Plan: 001
Schedule H, Line 4i - Schedule Of Assets (Held At End Of Year)

December 31, 2022

(a)	(b)	(c)	(d)	(e)
	Identity Of Issue, Borrower, Lessor, Or Similar Party	Description Of Investment Including Maturity Date, Rate Of Interest, Collateral, Par, Or Maturity Value	Cost	Current Value
	Corporate Bonds (Continued):			
	DOMINION ENERGY INC SER C GLB	AUG 15 2031 2.250% 120,000	110,532	95,826
	DOW CHEMICAL CO/THE GLB	NOV 15 2030 2.100% 45,000	41,454	36,298
	DOWDUPONT INC -	NOV 15 2028 4.725% 40,000	41,255	39,516
	DTE ELECTRIC CO GENL REF MORT SER A	MAR 01 2032 3.000% 40,000	40,081	34,580
	ERGY CO GLB STEP	NOV 01 2024 0.000% 30,000	30,002	29,501
	DUKE ENERGY CAROLINAS 1ST MORTGAGE GLB	MAR 15 2032 2.850% 95,000	93,321	80,687
	DUKE ENERGY CORP GLB	JUN 15 2031 2.550% 100,000	92,281	81,751
	ENERGY TRANSFER OPERATNG GLB	MAY 15 2030 3.750% 135,000	135,403	119,422
	ENTERGY LOUISIANA LLC 1ST MORTGAGE	JUN 15 2032 2.350% 25,000	21,264	19,935
	ENTERGY TEXAS INC 1ST MORTGAGE	SEP 15 2052 5.000% 5,000	4,971	4,605
	ENTERPRISE PRODUCTS OPER COMPANY GUARNT	JAN 31 2030 2.800% 110,000	109,500	93,829
	EVERSOURCE ENERGY GLB	MAR 01 2027 2.900% 135,000	134,887	124,496
	EVERSOURCE ENERGY GLB	MAR 01 2032 3.375% 30,000	30,166	26,128
	EXELON CORP GLB	APR 15 2030 4.050% 100,000	101,212	93,073
	EXELON GENERATION CO LLC GLB	JUN 01 2025 3.250% 35,000	35,202	33,507
	EXXON MOBIL CORPORATION GLB	MAR 19 2030 3.482% 80,000	83,110	74,728
	FEDEX CORP COMPANY GUARNT	MAY 15 2031 2.400% 60,000	56,078	48,679
	FIDELITY NATL INFO SERV GLB	MAR 01 2028 1.650% 60,000	52,260	49,900
	FIFTH THIRD BANCORP GLB	JAN 25 2024 3.650% 170,000	171,612	167,411
	FISERV INC GLB	JUN 01 2030 2.650% 65,000	55,890	54,803
	FISERV INC GLB	JUL 01 2026 3.200% 45,000	43,633	42,163
	FOX CORP GLB	APR 07 2025 3.050% 40,000	39,039	38,266
	GENERAL ELEC CAP CORP SER MTNA GLB	MAR 15 2032 6.750% 20,000	22,824	22,170
	GENERAL ELECTRIC CO JR SUBORDNTD SER D GLB	PERPETUAL VAR 250,000	231,507	245,610
	GENERAL MILLS INC GLB	APR 17 2025 4.000% 80,000	81,016	78,186
	GENERAL MOTORS FINL CO GLB	JAN 12 2032 3.100% 195,000	164,863	153,334
	GENERAL MOTORS FINL CO GLB	JAN 17 2024 5.100% 350,000	354,852	348,712
	GILEAD SCIENCES INC GLB	MAR 01 2026 3.650% 160,000	165,514	154,434
	GOLDMAN SACHS GROUP INC GLB	JAN 26 2027 3.850% 70,000	67,571	66,627
	GOLDMAN SACHS GROUP INC GLB	FEB 24 2033 VAR 530,000	495,068	431,849
	GOLDMAN SACHS GROUP INC GLB	JUL 21 2032 VAR 45,000	37,053	35,034
	GOLDMAN SACHS GROUP INC GLB	OCT 21 2027 VAR 50,000	45,326	43,778
	HALLIBURTON CO GLB	MAR 01 2030 2.920% 5,000	4,890	4,301
	HARRIS CORPORATION -	JUN 15 2028 4.400% 30,000	30,110	28,751
	HCA INC COMPANY GUARNT	SEP 01 2030 3.500% 45,000	39,312	38,929
	HCA INC COMPANY GUARNT	SEP 01 2026 5.375% 75,000	75,126	74,233
	HOME DEPOT INC GLB	SEP 15 2031 1.875% 115,000	104,728	92,184
	HONDA MOTOR CO LTD -	MAR 10 2027 2.534% 120,000	113,531	109,813
	HONEYWELL INTERNATIONAL GLB	SEP 01 2031 1.750% 55,000	46,332	43,585
	HP ENTERPRISE CO GLB	OCT 15 2025 4.900% 25,000	25,583	24,783
	ERPRISE CO GLB STEP	OCT 15 2045 0.000% 10,000	11,375	9,994
	HSBC HOLDINGS PLC GLB	NOV 22 2032 VAR 385,000	352,806	295,488
	IBM CORP GLB	FEB 09 2027 2.200% 150,000	139,307	134,978
	INTEL CORP GLB	AUG 12 2031 2.000% 80,000	75,858	63,586
	INTERCONTINENTALEXCHANGE GLB	SEP 15 2032 1.850% 25,000	22,081	18,882
	JOHN DEERE CAPITAL CORP SER MTN GLB	APR 18 2029 3.350% 185,000	178,987	171,304
	JOHNSON & JOHNSON GLB	SEP 01 2030 1.300% 40,000	34,074	32,333
	JPMORGAN CHASE & CO GLB	APR 22 2032 VAR 250,000	211,700	201,005
	JPMORGAN CHASE & CO GLB	JAN 25 2033 VAR 730,000	707,641	595,344
	JPMORGAN CHASE & CO GLB	JUN 14 2025 VAR 140,000	138,621	136,934
	JPMORGAN CHASE & CO SUBORDINATED GLB	SEP 10 2024 3.875% 100,000	100,231	97,926

**BRICKLAYERS AND ALLIED CRAFTWORKERS,
LOCAL 5, NEW YORK RETIREMENT FUND
PENSION PLAN**

EIN: 14-6016608 Plan: 001
Schedule H, Line 4i - Schedule Of Assets (Held At End Of Year)

December 31, 2022

(a)	(b)	(c)			(d)	(e)
	Identity Of Issue, Borrower, Lessor, Or Similar Party	Description Of Investment Including Maturity Date, Rate Of Interest, Collateral, Par, Or Maturity Value			Cost	Current Value
	Corporate Bonds (Continued):					
	KIMCO REALTY CORP GLB	APR 01 2032	3.200%	60,000	59,417	49,827
	KINDER MORGAN INC COMPANY GUARNT GLB	FEB 15 2031	2.000%	85,000	75,553	66,041
	KRAFT HEINZ FOODS CO COMPANY GUARNT GLB	JUN 01 2026	3.000%	50,000	48,173	46,854
	KRAFT HEINZ FOODS CO COMPANY GUARNT GLB	MAY 15 2027	3.875%	20,000	19,650	19,148
	KROGER CO/THE GLB	OCT 15 2026	2.650%	140,000	133,374	128,650
	LINCOLN NATIONAL CORP GLB	MAR 01 2028	3.800%	55,000	54,129	50,597
	LLOYDS BANKING GROUP PLC GLB	MAR 18 2028	VAR	45,000	45,032	41,478
	LOCKHEED MARTIN CORP GLB	JUN 15 2030	1.850%	15,000	13,963	12,357
	LOEWS CORP GLB	MAY 15 2030	3.200%	35,000	35,279	30,956
	LOWE'S COS INC GLB	APR 15 2026	2.500%	80,000	75,620	74,650
	LOWE'S COS INC GLB	APR 01 2031	2.625%	120,000	113,936	99,658
	LYB INT FINANCE III COMPANY GUARNT GLB	OCT 01 2030	2.250%	15,000	12,931	11,930
	MAGELLAN MIDSTREAM PARTN GLB	MAR 01 2026	5.000%	15,000	15,450	14,916
	MARATHON PETROLEUM CORP GLB	MAY 01 2025	4.700%	40,000	40,613	39,418
	MCDONALD'S CORP SER MTN GLB	SEP 01 2025	1.450%	90,000	84,817	82,601
	MCDONALD'S CORP SER MTN GLB	MAR 01 2030	2.125%	30,000	27,965	25,175
	MCDONALD'S CORP SER MTN GLB	SEP 01 2048	4.450%	10,000	8,543	8,763
	MERCK & CO INC GLB	JUN 24 2030	1.450%	80,000	72,254	64,014
	METLIFE INC GLB	MAR 23 2030	4.550%	10,000	10,270	9,874
	MICROSOFT CORP GLB	NOV 03 2025	3.125%	130,000	130,167	125,698
	MICROSOFT CORP GLB	FEB 06 2027	3.300%	20,000	20,834	19,295
	MIDAMERICAN ENERGY CO 1ST MORTGAGE	DEC 30 2031	6.750%	20,000	23,568	22,596
	MONDELEZ INTERNATIONAL GLB	FEB 04 2031	1.500%	5,000	4,029	3,858
	MONDELEZ INTERNATIONAL GLB	MAY 04 2025	1.500%	135,000	127,805	125,045
	MORGAN STANLEY SER MTN GLB	FEB 13 2032	VAR	130,000	103,886	98,027
	MORGAN STANLEY SER MTN	OCT 20 2032	VAR	515,000	443,528	402,915
	MPLX LP GLB	MAR 15 2028	4.000%	10,000	9,788	9,317
	MPLX LP GLB	SEP 01 2032	4.950%	65,000	65,018	61,152
	NEXTERA ENERGY CAPITAL COMPANY GUARNT GLB	JAN 15 2032	2.440%	85,000	78,791	68,898
	NEXTERA ENERGY CAPITAL SENIOR UNSECURED NOTE	JUN 20 2024	4.200%	420,000	419,992	414,628
	NISOURCE INC GLB	AUG 15 2025	0.950%	20,000	18,293	18,046
	NISOURCE INC GLB	FEB 15 2031	1.700%	85,000	71,444	65,059
	NORFOLK SOUTHERN CORP GLB	MAR 15 2032	3.000%	20,000	17,956	17,137
	NORTHROP GRUMMAN CORP GLB	JAN 15 2028	3.250%	60,000	59,607	55,432
	NVIDIA CORP GLB	JUN 15 2031	2.000%	50,000	42,427	40,168
	NXP BV/NXP FDG/NXP USA COMPANY GUARNT GLB	JUN 01 2027	4.400%	57,000	56,912	54,660
	NXP BV/NXP FDG/NXP USA COMPANY GUARNT GLB	JAN 15 2033	5.000%	20,000	20,293	18,942
	ORACLE CORP GLB	APR 01 2025	2.500%	50,000	48,150	47,122
	ORACLE CORP GLB	MAR 25 2031	2.875%	85,000	79,564	70,723
	PACIFIC GAS & ELECTRIC 1ST MORTGAGE GLB	MAR 01 2032	4.400%	95,000	86,049	83,192
	PACIFIC GAS & ELECTRIC 1ST MORTGAGE GLB	JUN 08 2025	4.950%	200,000	200,176	197,066
	PEPSICO INC GLB	OCT 21 2031	1.950%	55,000	50,943	44,591
	PEPSICO INC GLB	JUL 29 2029	2.625%	80,000	74,360	70,737
	PEPSICO INC GLB	JUL 18 2052	4.200%	8,000	7,990	7,342
	PFIZER INC GLB	AUG 18 2031	1.750%	95,000	86,821	76,618
	PHILIP MORRIS INTL INC GLB	AUG 15 2029	3.375%	40,000	36,676	36,124
	PLAINS ALL AMERICAN PIPE GLB	SEP 15 2030	3.800%	65,000	59,777	56,648
	PNC FINANCIAL SERVICES GLB	JAN 22 2030	2.550%	85,000	81,342	72,349
	PRINCIPAL FINANCIAL GRP COMPANY GUARNT GLB	JUN 15 2030	2.125%	30,000	25,306	24,657
	PROCTER & GAMBLE CO/THE GLB	FEB 01 2032	2.300%	60,000	54,206	50,682

**BRICKLAYERS AND ALLIED CRAFTWORKERS,
LOCAL 5, NEW YORK RETIREMENT FUND
PENSION PLAN**

EIN: 14-6016608 Plan: 001
Schedule H, Line 4i - Schedule Of Assets (Held At End Of Year)

December 31, 2022

(a)	(b)	(c)			(d)	(e)
	Identity Of Issue, Borrower, Lessor, Or Similar Party	Description Of Investment Including Maturity Date, Rate Of Interest, Collateral, Par, Or Maturity Value			Cost	Current Value
	Corporate Bonds (Continued):					
	PROLOGIS LP GLB	APR 15 2027	2.125%	65,000	59,419	58,284
	PRUDENTIAL FINANCIAL INC SER MTN GLB	MAR 10 2030	2.100%	70,000	60,948	58,175
	PUBLIC SERVICE ENTERPRIS GLB	NOV 15 2031	2.450%	30,000	27,409	24,042
	QUALCOMM INC GLB	MAY 20 2030	2.150%	40,000	36,935	33,845
	RAYTHEON TECH CORP GLB	SEP 01 2031	1.900%	90,000	81,330	70,919
	REPUBLIC OF INDONESIA GLB	JUL 28 2031	2.150%	75,000	69,469	62,078
	REPUBLIC SERVICES INC GLB	MAR 15 2033	2.375%	30,000	25,121	24,017
	ROYAL BANK OF CANADA SER GMTN GLB	NOV 03 2031	2.300%	30,000	27,187	24,126
	SAN DIEGO G & E 1ST MORTGAGE SER XXX	MAR 15 2032	3.000%	60,000	59,242	51,480
	SCHLUMBERGER INVESTMENT COMPANY GUARNT GLB	JUN 26 2030	2.650%	30,000	26,780	25,826
	SHELL INTERNATIONAL FIN COMPANY GUARNT GLB	APR 06 2030	2.750%	50,000	49,474	43,946
	SIMON PROPERTY GROUP LP GLB	FEB 01 2032	2.650%	10,000	9,467	8,033
	SIMON PROPERTY GROUP LP GLB	SEP 01 2025	3.500%	95,000	92,569	91,041
	SOUTHERN CAL EDISON 1ST MORTGAGE GLB	FEB 01 2032	2.750%	25,000	23,792	20,999
	STARBUCKS CORP GLB	MAR 12 2030	2.250%	85,000	79,257	70,741
	STATE STREET CORP GLB	MAY 13 2033	VAR	100,000	100,000	94,948
	SYNCHRONY FINANCIAL GLB	OCT 28 2031	2.875%	50,000	44,940	37,608
	SYNCHRONY FINANCIAL GLB	JUL 23 2025	4.500%	200,000	198,814	191,980
	TAMPA ELECTRIC CO GLB	MAR 15 2031	2.400%	5,000	4,359	4,068
	TARGET CORP GLB	JAN 15 2027	1.950%	50,000	47,087	45,454
	TEXTRON INC GLB	JUN 01 2030	3.000%	45,000	40,246	38,402
	THERMO FISHER SCIENTIFIC GLB	OCT 18 2024	1.215%	125,000	118,836	117,371
	T-MOBILE USA INC COMPANY GUARNT	APR 15 2031	3.500%	70,000	59,971	60,423
	T-MOBILE USA INC COMPANY GUARNT GLB	FEB 15 2026	2.250%	260,000	242,819	236,431
	T-MOBILE USA INC COMPANY GUARNT GLB	APR 15 2030	3.875%	125,000	117,941	113,526
	T-MOBILE USA INC COMPANY GUARNT GLB	JAN 15 2053	5.650%	15,000	14,267	14,640
	TOTAL CAPITAL INTL SA COMPANY GUARNT GLB	JAN 10 2030	2.829%	25,000	23,196	22,131
	TOYOTA MOTOR CREDIT CORP GLB	MAR 22 2027	3.050%	285,000	277,277	266,181
	TRUIST FINANCIAL CORP SER MTN	OCT 28 2026	VAR	110,000	110,000	112,552
	UNION PACIFIC CORP GLB	MAY 20 2031	2.375%	200,000	197,168	168,286
	UNITED PARCEL SERVICE -	NOV 15 2026	2.400%	35,000	35,125	32,516
	UNITED PARCEL SERVICE -	NOV 15 2027	3.050%	10,000	9,942	9,405
	UNITEDHEALTH GROUP INC GLB	MAY 15 2031	2.300%	175,000	164,390	146,143
	UNITEDHEALTH GROUP INC GLB	JUL 15 2025	3.750%	180,000	185,211	176,098
	US BANCORP SUBORDINATED GLB	NOV 03 2036	VAR	50,000	45,412	38,179
	US BANCORP SUBORDINATED SER DMTN	JUL 30 2029	3.000%	100,000	91,687	88,030
	VALERO ENERGY CORP GLB	DEC 01 2031	2.800%	30,000	25,847	24,536
	VERIZON COMMUNICATIONS GLB	NOV 20 2025	0.850%	885,000	823,425	790,553
	VERIZON COMMUNICATIONS GLB	MAR 21 2031	2.550%	140,000	131,753	115,326
	VISA INC GLB	FEB 15 2031	1.100%	30,000	26,253	23,046
	VOYA FINANCIAL INC COMPANY GUARNT GLB	JUN 15 2026	3.650%	105,000	103,066	99,121
	WALMART INC GLB	SEP 17 2026	1.050%	80,000	76,179	70,933
	WALT DISNEY COMPANY/THE COMPANY GUARNT GLB	JAN 13 2031	2.650%	80,000	77,943	68,442
	WEC ENERGY GROUP INC -	OCT 15 2030	1.800%	30,000	24,566	23,467
	WELLS FARGO & COMPANY SER MTN	MAR 02 2033	VAR	190,000	187,042	160,618
	WELLS FARGO & COMPANY SER MTN	OCT 30 2030	VAR	110,000	97,668	93,775
	WELLS FARGO & COMPANY SUBD SER GMTN GLB	JUL 22 2027	4.300%	10,000	10,062	9,640
	WELLTOWER INC GLB	JUN 01 2031	2.800%	80,000	70,078	63,762
	WESTPAC BANKING CORP GLB	NOV 20 2028	1.953%	115,000	108,141	97,996
	WILLIAMS COMPANIES INC GLB	MAR 15 2031	2.600%	105,000	98,205	85,267
	WILLIAMS PARTNERS LP GLB	JAN 15 2025	3.900%	115,000	113,479	112,064

**BRICKLAYERS AND ALLIED CRAFTWORKERS,
LOCAL 5, NEW YORK RETIREMENT FUND
PENSION PLAN**

EIN: 14-6016608 Plan: 001
Schedule H, Line 4i - Schedule Of Assets (Held At End Of Year)

December 31, 2022

(a)	(b)	(c)			(d)	(e)
	Identity Of Issue, Borrower, Lessor, Or Similar Party	Description Of Investment Including Maturity Date, Rate Of Interest, Collateral, Par, Or Maturity Value			Cost	Current Value
	Corporate Bonds (Continued):					
	WISCONSIN POWER & LIGHT -	SEP 01 2032 3.950%		10,000	9,882	9,182
	XCEL ENERGY INC GLB	MAR 15 2027 1.750%		180,000	170,825	157,896
	ALCAN INC GLB	MAR 15 2031 7.250%		15,000	19,614	17,039
	FRANCE TELECOM GLB	MAR 01 2031 9.000%		55,000	68,939	67,472
	TELEFONICA EUROPE BV COMPANY GUARNT GLB	SEP 15 2030 8.250%		15,000	19,412	16,744
	USD BANK NOVA SCOTIA	MAR 11 2027 2.951%		65,000	63,989	59,942
	USD BARCLAYS PLC	MAR 16 2025 3.650%		250,000	252,651	239,500
	USD CANADIAN NATL RE	JUL 15 2030 2.950%		45,000	40,124	38,034
	USD CANADIAN NATL RR	AUG 05 2032 3.850%		5,000	4,915	4,651
	USD CANADIAN PACIFIC	DEC 02 2031 2.450%		25,000	21,648	20,781
	USD CENOVUS ENERGY	JAN 15 2032 2.650%		20,000	19,019	16,026
	USD ENBRIDGE INC	FEB 14 2025 2.500%		120,000	119,412	113,306
	USD INDONESIA (REP)	MAR 31 2052 4.300%		10,000	10,138	8,451
	USD PANAMA	SEP 29 2032 2.252%		15,000	13,020	11,108
	USD PANAMA	APR 29 2053 4.300%		20,000	18,395	14,547
	USD PHILIPPINES(REP)	JAN 06 2032 1.950%		80,000	72,192	64,905
	USD ROGERS COMM INC	OCT 01 2023 4.100%		220,000	221,537	218,101
	USD TRANSCANADA PL	OCT 12 2031 2.500%		30,000	25,640	23,902
	USD UNITED MEXICAN	MAY 24 2031 2.659%		210,000	178,500	168,964
	USD URUGUAY	JAN 23 2031 4.375%		35,000	38,413	34,749
	USD WASTE CONNECTION	JAN 15 2032 2.200%		15,000	12,494	11,978
	USD WASTE CONNECTION	JAN 15 2033 4.200%		5,000	4,957	4,643
	VODAFONE GROUP PLC GLB	FEB 15 2030 7.875%		40,000	51,288	45,194
	Total Corporate Bonds				23,816,579	22,100,431
	Common Stocks:					
	ABBVIE INC SHS	174	shares		26,997	28,120
	ACTIVISION BLIZZARD INC	160	shares		12,298	12,248
	ADOBE INC SHS	119	shares		51,739	40,047
	ADVNCD MICRO D INC	190	shares		11,692	12,306
	ALIGN TECH INC DEL COM	101	shares		37,206	21,301
	ALLEGION PLC SHS	100	shares		11,057	10,526
	ALLSTATE CORP DEL COM	61	shares		7,535	8,272
	ALPHABET INC SHS CL A	492	shares		54,124	43,409
	ALPHABET INC SHS CL C	904	shares		111,513	80,212
	AMAZON COM INC COM	724	shares		100,042	60,816
	AMERICAN TOWER REIT INC (HLDG CO) SHS	267	shares		59,333	56,567
	AMERISOURCEBERGEN CORP	160	shares		21,682	26,514
	APPLIED MATERIAL INC	206	shares		20,400	20,060
	ASML HLDG NV NY REG SHS	69	shares		41,971	37,702
	AUTOZONE INC NEVADA COM	25	shares		43,331	61,655
	AVANTOR INC	654	shares		20,332	13,793
	AXALTA COATING SYSTEMS LTD SHS	672	shares		17,665	17,116
	BERKSHIRE HATHAWAYINC DEL CL B NEW	224	shares		67,612	69,194
	BOSTON SCIENTIFIC CORP	715	shares		30,068	33,083
	BRISTOL-MYERS SQUIBB CO	721	shares		52,468	51,876
	CANADIAN NATURAL RES LTD	452	shares		22,363	25,100
	CAPITAL ONE FINL	76	shares		9,935	7,065
	CATERPILLAR INC DEL	74	shares		14,159	17,727

**BRICKLAYERS AND ALLIED CRAFTWORKERS,
LOCAL 5, NEW YORK RETIREMENT FUND
PENSION PLAN**

EIN: 14-6016608 Plan: 001
Schedule H, Line 4i - Schedule Of Assets (Held At End Of Year)

December 31, 2022

(a)	(b)	(c)		(d)	(e)
	Identity Of Issue, Borrower, Lessor, Or Similar Party	**Description Of Investment Including Maturity Date, Rate Of Interest, Collateral, Par, Or Maturity Value**		**Cost**	**Current Value**
	Common Stocks (Continued):				
	CENOVUS ENERGY INC	1,364	shares	23,146	26,475
	CENTENE CORP	435	shares	35,409	35,674
	CENTERPOINT ENERGY INC	619	shares	16,877	18,564
	CHUBB LTD	98	shares	19,793	21,619
	CIGNA CORP REG SHS	135	shares	30,943	44,731
	CISCO SYSTEMS INC COM	819	shares	41,274	39,017
	COCA-COLA EUROPACIFIC PARTNERS PLC SHS	297	shares	14,237	16,430
	COGNIZANT TECH SOLUTNS A	273	shares	21,527	15,613
	CONOCOPHILLIPS	416	shares	42,885	49,088
	COSTCO WHOLESALE CRP DEL	102	shares	49,870	46,563
	CRH PLC ADR	487	shares	19,518	19,378
	CROWDSTRIKE HLDGS INC CL A	216	shares	40,107	22,743
	CVS HEALTH CORP	493	shares	49,163	45,943
	DEERE CO	64	shares	23,309	27,441
	DEVON ENERGY CORP NEW	345	shares	20,562	21,221
	DEXCOM INC	360	shares	41,625	40,766
	DOVER CORP	69	shares	9,064	9,343
	DUPONT DE NEMOURS INC	497	shares	35,546	34,109
	EATON CORP PLC	129	shares	18,713	20,247
	ENPHASE ENERGY INC	109	shares	20,301	28,881
	ENVISTA HOLDINGS CORP REG	173	shares	6,008	5,825
	EOG RESOURCES INC	103	shares	12,350	13,341
	EVEREST RE GROUP LTD	41	shares	11,931	13,582
	FIDELITY NATL INFO SVCS INC	139	shares	13,441	9,431
	FIRSTENERGY CORP	498	shares	19,767	20,886
	FLEETCOR TECHNOLOGIS INC	81	shares	19,585	14,878
	FORTIVE CORP SHS	178	shares	11,043	11,437
	GENL DYNAMICS CORP COM	80	shares	19,270	19,849
	GLOBAL PMTS INC GEORGIA	93	shares	12,337	9,237
	GOLDMAN SACHS GROUP INC	80	shares	24,926	27,470
	HALLIBURTON COMPANY	223	shares	8,181	8,775
	HOME DEPOT INC	132	shares	38,528	41,694
	HOWMET AEROSPACE INC ISSUED	621	shares	20,876	24,474
	ICON PLC	87	shares	19,387	16,900
	INTERCONTINENTAL EXCHANGE INC	114	shares	11,374	11,695
	IQVIA HLDGS INC	219	shares	46,450	44,871
	JOHNSON AND JOHNSON COM	405	shares	68,279	71,543
	JPMORGAN CHASE & CO	529	shares	64,324	70,939
	KEURIG DR PEPPER INC	1,056	shares	38,856	37,657
	LAM RESEARCH CORP COM	36	shares	15,908	15,131
	LEIDOS HOLDINGS INC SHS	158	shares	16,228	16,620
	LKQ CORP	321	shares	14,384	17,145
	MARATHON PETROLEUM CORP	300	shares	24,927	34,917
	MASCO CORP	343	shares	18,007	16,008
	MASTERCARD INC	148	shares	48,954	51,464
	MCKESSON CORPORATION COM	43	shares	12,992	16,130
	MICROCHIP TECHNOLOGY INC	249	shares	16,887	17,492
	MICRON TECHNOLOGY INC	326	shares	23,208	16,293
	MICROSOFT CORP	297	shares	77,164	71,227
	MOHAWK INDUSTRIES INC	139	shares	16,124	14,209

**BRICKLAYERS AND ALLIED CRAFTWORKERS,
LOCAL 5, NEW YORK RETIREMENT FUND
PENSION PLAN**

EIN: 14-6016608 Plan: 001
Schedule H, Line 4i - Schedule Of Assets (Held At End Of Year)

December 31, 2022

(a)	(b)	(c)		(d)	(e)
	Identity Of Issue, Borrower, Lessor, Or Similar Party	**Description Of Investment Including Maturity Date, Rate Of Interest, Collateral, Par, Or Maturity Value**		**Cost**	**Current Value**
	Common Stocks (Continued):				
	NIKE INC CL B	300	shares	39,278	35,103
	NVIDIA	413	shares	93,848	60,356
	NXP SEMICONDUCTORS N.V.	40	shares	6,655	6,321
	OLIN CORP $1 NEW	305	shares	16,504	16,147
	OTIS WORLDWIDE CORP REG SH	192	shares	14,521	15,036
	PAYPAL HOLDINGS INC SHS	309	shares	34,064	22,007
	PIONEER NATURAL RES CO	110	shares	25,198	25,123
	QUALCOMM INC	275	shares	39,904	30,234
	S&P GLOBAL INC	174	shares	65,736	58,280
	SALESFORCE INC	288	shares	57,296	38,186
	SANOFI ADR	1,016	shares	50,916	49,205
	SCHLUMBERGER LTD	583	shares	21,445	31,167
	SCHWAB CHARLES CORP NEW	1,087	shares	82,219	90,504
	SERVICENOW INC	179	shares	84,981	69,500
	SNOWFLAKE INC REG SHS CL A	110	shares	22,917	15,789
	SONY GROUP CORP	227	shares	20,306	17,316
	SS AND C TECHNOLOGIES HOLDINGS INC	310	shares	20,445	16,139
	T-MOBILE US INC SHS	186	shares	23,576	26,040
	TRADE (THE) DESK INC SHS CL A	572	shares	32,282	25,643
	TRANSUNION	398	shares	36,934	22,587
	TRUIST FINL CORP	362	shares	18,732	15,577
	ULTA BEAUTY INC	76	shares	29,327	35,649
	UNION PACIFIC CORP	101	shares	23,313	20,914
	UNITED RENTALS INC COM	65	shares	21,345	23,102
	UNITEDHEALTH GROUP INC	71	shares	36,323	37,643
	US FOODS HLDG CORP SHS	480	shares	17,374	16,330
	VISA INC CL A SHRS	356	shares	69,099	73,963
	WABTEC	125	shares	11,630	12,476
	WASTE CONNECTIONS INC	247	shares	31,090	32,742
	WELLS FARGO & CO	981	shares	47,518	40,505
	ZOETIS INC	292	shares	49,670	42,785
	Total Common Stocks			3,315,533	3,122,044
	Total Investments			$ 56,153,367	$ 52,624,768

**BRICKLAYERS AND ALLIED CRAFTWORKERS,
LOCAL 5, NEW YORK RETIREMENT FUND
PENSION PLAN**

EIN: 14-6016608 Plan: 001
Schedule H, Line 4i - Schedule Of Assets (Acquired And Disposed Of Within Year)

For The Year Ended December 31, 2022

(a)	(b)	(c)	(d)	(e)
	Identity Of Issue, Borrower, Lessor, Or Similar Party	Description Of Investment Including Maturity Date, Rate Of Interest, Collateral, Par, Or Maturity Value	Cost Of Acquisitions	Proceeds Of Dispositions
	3M COMPANY GLB	AUG 26 2049 3.250% 40,000	$ 36,806	$ 33,386
	ABBOTT LABORATORIES GLB	NOV 30 2046 4.900% 50,000	61,272	55,889
	ABBVIE INC GLB	NOV 21 2049 4.250% 320,000	330,176	295,445
	ALTRIA GROUP INC COMPANY GUARNT GLB	FEB 14 2049 5.950% 20,000	21,841	19,642
	AMAZON.COM INC GLB	JUN 03 2050 2.500% 190,000	159,013	141,368
	AMAZON.COM INC GLB	APR 13 2062 4.100% 100,000	99,883	93,696
	AMERICAN INTL GROUP GLB	JUN 30 2050 4.375% 80,000	86,698	77,952
	AMERICAN TOWER CORP GLB	JAN 15 2051 2.950% 65,000	51,393	44,495
	AMGEN INC GLB	FEB 21 2050 3.375% 5,000	4,461	3,941
	AMGEN INC GLB	FEB 22 2052 4.200% 175,000	178,763	157,576
	ANHEUSER-BUSCH INBEV WOR COMPANY GUARNT GLB	JUN 01 2050 4.500% 445,000	475,241	424,551
	ANTHEM INC GLB	MAR 15 2051 3.600% 65,000	62,865	55,353
	APPLE INC GLB	AUG 05 2051 2.700% 305,000	264,569	232,168
	ASTRAZENECA PLC GLB	MAY 28 2051 3.000% 100,000	92,036	82,705
	AT&T INC GLB	FEB 01 2052 3.300% 20,000	16,766	15,002
	AT&T INC GLB	SEP 15 2055 3.550% 905,000	804,324	695,127
	BANK OF AMERICA CORP	APR 22 2042 VAR 320,000	289,448	261,435
	BAT CAPITAL CORP COMPANY GUARNT GLB	SEP 25 2050 3.984% 95,000	80,548	69,009
	BAY AREA TOLL AUTH CALIF TOLL BRDG REV 2 TAXABLE	APR01 2049 6.263% 55,000	84,272	72,295
	BECTON DICKINSON AND CO GLB	MAY 20 2050 3.794% 55,000	53,001	47,118
	BERKSHIRE HATHAWAY ENERG GLB	MAY 15 2051 2.850% 120,000	100,201	87,595
	BERKSHIRE HATHAWAY FIN COMPANY GUARNT GLB	OCT 15 2030 1.450% 170,000	152,655	139,486
	BERKSHIRE HATHAWAY FIN COMPANY GUARNT GLB	JAN 15 2051 2.500% 100,000	78,881	71,058
	BOEING CO GLB	MAY 01 2050 5.805% 320,000	371,371	319,437
	BP CAP MARKETS AMERICA COMPANY GUARNT GLB	MAR 17 2052 3.001% 80,000	68,547	59,315
	BRIGHTHOUSE FINANCIAL IN GLB	DEC 22 2051 3.850% 35,000	29,565	26,489
	BRISTOL-MYERS SQUIBB CO GLB	JUL 26 2024 2.900% 265,000	269,829	269,509
	BRISTOL-MYERS SQUIBB CO GLB	MAR 15 2052 3.700% 170,000	170,328	150,584
	BRISTOL-MYERS SQUIBB CO GLB	MAR 15 2062 3.900% 25,000	25,575	21,699
	BURLINGTN NORTH SANTA FE	JUN 15 2052 2.875% 155,000	137,056	118,423
	BURLINGTN NORTH SANTA FE	FEB 15 2051 3.050% 35,000	31,631	27,534
	CALIFORNIA ST GO BDS TAXABLE	APR01 2034 7.500% 50,000	73,592	66,291
	CALIFORNIA ST GO BDS TAXABLE	APR01 2039 7.550% 395,000	596,243	548,342
	CALIFORNIA ST GO BDS TAXABLE	NOV01 2040 7.600% 35,000	55,298	49,654
	CARDINAL HEALTH INC GLB	JUN 15 2047 4.368% 20,000	19,898	18,159
	CARRIER GLOBAL CORP GLB	FEB 15 2030 2.722% 10,000	8,911	9,071
	CARRIER GLOBAL CORP GLB	APR 05 2050 3.577% 40,000	37,181	32,012
	CATERPILLAR INC GLB	APR 09 2050 3.250% 55,000	53,157	47,029
	CHARTER COMM OPT LLC/CAP GLB	APR 01 2051 3.700% 295,000	239,389	205,082
	CHARTER COMM OPT LLC/CAP GLB	APR 01 2061 3.850% 255,000	205,322	171,823
	CHARTER COMM OPT LLC/CAP GLB	APR 01 2033 4.400% 170,000	157,269	156,005
	CHARTER COMM OPT LLC/CAP GLB	APR 01 2063 5.500% 70,000	68,954	59,875
	CIGNA CORP GLB	MAR 15 2051 3.400% 140,000	126,878	110,264
	CITIGROUP INC	NOV 03 2042 VAR 55,000	47,928	42,012
	COCA-COLA CO/THE GLB	MAR 15 2051 2.500% 80,000	66,520	59,195
	COMCAST CORP COMPANY GUARNT GLB	AUG 15 2052 2.450% 15,000	12,127	10,319
	COMCAST CORP COMPANY GUARNT GLB	JAN 15 2051 2.800% 400,000	333,885	292,279
	COMCAST CORP COMPANY GUARNT GLB	APR 01 2040 3.750% 45,000	44,508	40,260
	COMCAST CORP COMPANY GUARNT GLB	OCT 15 2028 4.150% 500,000	542,413	525,722
	COMMONWEALTH EDISON CO 1ST MORTGAGE GLB	MAR 01 2030 2.200% 180,000	170,087	162,006
	CON EDISON CO OF NY INC GLB	DEC 01 2051 3.200% 95,000	83,667	74,633
	CONAGRA BRANDS INC GLB	NOV 01 2048 5.400% 15,000	17,797	14,946

**BRICKLAYERS AND ALLIED CRAFTWORKERS,
LOCAL 5, NEW YORK RETIREMENT FUND
PENSION PLAN**

EIN: 14-6016608 Plan: 001
Schedule H, Line 4i - Schedule Of Assets (Acquired And Disposed Of Within Year)

For The Year Ended December 31, 2022

(a)	(b)	(c)	(d)	(e)
	Identity Of Issue, Borrower, Lessor, Or Similar Party	Description Of Investment Including Maturity Date, Rate Of Interest, Collateral, Par, Or Maturity Value	Cost Of Acquisitions	Proceeds Of Dispositions
	CONOCOPHILLIPS COMPANY COMPANY GUARNT GLB	MAR 07 2025 2.400% 320,000	320,062	313,401
	CONOCOPHILLIPS COMPANY COMPANY GUARNT GLB	MAR 15 2052 3.800% 35,000	34,648	31,486
	CORNING INC GLB	NOV 15 2079 5.450% 20,000	21,915	20,051
	CSX CORP GLB	MAY 15 2051 2.500% 145,000	116,908	101,454
	CVS HEALTH CORP GLB	MAR 25 2028 4.300% 325,000	353,401	329,950
	CVS HEALTH CORP GLB	MAR 25 2048 5.050% 255,000	295,620	256,973
	DEERE & COMPANY GLB	APR 15 2050 3.750% 70,000	74,093	65,883
	DISCOVERY COMMUNICATIONS COMPANY GUARNT GLB	MAY 15 2050 4.650% 40,000	39,523	34,893
	DOW CHEMICAL CO/THE GLB	NOV 15 2050 3.600% 85,000	79,055	69,949
	DOWDUPONT INC	NOV 15 2038 5.319% 45,000	52,964	52,626
	DOWDUPONT INC	NOV 15 2048 5.419% 65,000	80,282	69,756
	DTE ELECTRIC CO GENL REF MORT SER B	MAR 01 2052 3.650% 35,000	35,290	30,251
	DUKE ENERGY CAROLINAS 1ST MORTGAGE GLB	MAR 15 2052 3.550% 100,000	97,494	85,516
	DUKE ENERGY CORP GLB	JUN 15 2051 3.500% 120,000	107,616	95,269
	ENTERGY ARKANSAS LLC 1ST MORTGAGE	APR 01 2049 4.200% 20,000	21,628	19,141
	ENTERPRISE PRODUCTS OPER COMPANY GUARNT	FEB 15 2053 3.300% 255,000	216,003	196,391
	EXXON MOBIL CORPORATION GLB	APR 15 2051 3.452% 35,000	30,443	29,641
	EXXON MOBIL CORPORATION GLB	MAR 19 2050 4.327% 35,000	39,520	34,248
	FEDEX CORP COMPANY GUARNT GLB	MAY 15 2050 5.250% 110,000	129,081	114,578
	GE CAPITAL INTL FUNDING COMPANY GUARNT GLB	NOV 15 2035 4.418% 200,000	222,981	199,451
	GENERAL MOTORS CO GLB	APR 01 2049 5.950% 150,000	172,437	150,224
	GEORGIA POWER CO SER A GLB	MAR 15 2051 3.250% 120,000	105,120	90,363
	GILEAD SCIENCES INC GLB	OCT 01 2050 2.800% 5,000	3,992	3,594
	GILEAD SCIENCES INC GLB	FEB 01 2045 4.500% 120,000	126,775	113,563
	GOLDMAN SACHS GROUP INC	FEB 24 2043 VAR 155,000	143,578	128,591
	HCA INC GLB	JUL 15 2051 3.500% 95,000	78,751	70,004
	HOME DEPOT INC GLB	MAR 15 2051 2.375% 55,000	43,156	37,716
	HOME DEPOT INC GLB	SEP 15 2051 2.750% 150,000	130,278	112,131
	HONEYWELL INTERNATIONAL GLB	JUN 01 2050 2.800% 35,000	31,867	28,042
	HSBC HOLDINGS PLC GLB	MAR 31 2030 4.950% 200,000	214,256	205,402
	IBM CORP GLB	FEB 09 2032 2.720% 220,000	214,912	205,986
	IBM CORP GLB	FEB 09 2052 3.430% 100,000	94,013	82,609
	INTEL CORP GLB	AUG 12 2051 3.050% 35,000	30,893	26,935
	JOHN DEERE CAPITAL CORP SER MTN	MAR 07 2025 2.125% 315,000	315,245	313,591
	JPMORGAN CHASE & CO	APR 22 2042 VAR 150,000	137,552	121,722
	KINDER MORGAN INC COMPANY GUARNT GLB	FEB 15 2051 3.600% 245,000	214,006	189,672
	KRAFT HEINZ FOODS CO COMPANY GUARNT GLB	JUN 01 2046 4.375% 80,000	76,782	69,987
	KRAFT HEINZ FOODS CO COMPANY GUARNT GLB	JUN 01 2050 5.500% 35,000	39,478	35,680
	KROGER CO GLB	JAN 15 2050 3.950% 120,000	119,877	107,040
	LOCKHEED MARTIN CORP GLB	JUN 15 2050 2.800% 65,000	57,231	50,846
	LOCKHEED MARTIN CORP GLB	SEP 15 2052 4.090% 10,000	10,932	9,640
	LOWE'S COS INC GLB	OCT 15 2050 3.000% 135,000	116,223	97,788
	LYB INT FINANCE III COMPANY GUARNT GLB	OCT 01 2040 3.375% 100,000	92,363	79,036
	LYB INT FINANCE III COMPANY GUARNT GLB	APR 01 2051 3.625% 35,000	31,329	27,595
	LYB INT FINANCE III COMPANY GUARNT GLB	MAY 01 2050 4.200% 95,000	95,231	82,910
	MAGELLAN MIDSTREAM PARTN GLB	JUN 01 2030 3.250% 85,000	85,235	84,554
	MAGELLAN MIDSTREAM PARTN GLB	MAR 01 2050 3.950% 40,000	36,948	32,527
	MASS INSTITUTE OF TECH -	APR 01 2052 3.067% 65,000	61,631	54,942
	MERCK & CO INC GLB	DEC 10 2061 2.900% 65,000	55,744	47,423
	METLIFE INC GLB	MAR 01 2045 4.050% 85,000	87,750	78,709
	MICROSOFT CORP GLB	MAY 01 2023 2.375% 500,000	508,555	501,873
	MICROSOFT CORP GLB	JUN 01 2050 2.525% 115,000	99,615	87,643

**BRICKLAYERS AND ALLIED CRAFTWORKERS,
LOCAL 5, NEW YORK RETIREMENT FUND
PENSION PLAN**

EIN: 14-6016608 Plan: 001
Schedule H, Line 4i - Schedule Of Assets (Acquired And Disposed Of Within Year)

For The Year Ended December 31, 2022

(a)	(b)	(c)			(d)	(e)
	Identity Of Issue, Borrower, Lessor, Or Similar Party	Description Of Investment Including Maturity Date, Rate Of Interest, Collateral, Par, Or Maturity Value			Cost Of Acquisitions	Proceeds Of Dispositions
	MICROSOFT CORP GLB	JUN 01 2060	2.675%	155,000	133,081	113,544
	MICROSOFT CORP GLB	MAR 17 2052	2.921%	95,000	86,519	76,162
	MOLSON COORS BREWING CO COMPANY GUARNT GLB	JUL 15 2026	3.000%	150,000	145,174	142,383
	MONDELEZ INTERNATIONAL GLB	SEP 04 2050	2.625%	50,000	39,232	35,290
	MONDELEZ INTERNATIONAL GLB	MAR 17 2032	3.000%	75,000	71,349	68,467
	MORGAN STANLEY	APR 22 2042	VAR	210,000	194,792	179,902
	MORGAN STANLEY	JAN 21 2033	VAR	1,310,000	1,236,852	1,192,513
	MORGAN STANLEY SUBORDINATED	APR 20 2037	VAR	300,000	308,053	300,487
	MPLX LP GLB	AUG 15 2030	2.650%	90,000	84,344	77,469
	MPLX LP GLB	FEB 15 2049	5.500%	75,000	83,556	74,610
	NEW YORK NYC MUN WFA WTR-SS RV REV TAXABLE	JUN15 2043	5.440%	65,000	87,308	78,239
	NEXTERA ENERGY CAPITAL COMPANY GUARNT GLB	JAN 15 2052	3.000%	100,000	84,647	75,328
	NISOURCE FINANCE CORP GLB	MAY 15 2047	4.375%	120,000	123,489	107,588
	NORFOLK SOUTHERN CORP GLB	MAY 15 2050	3.050%	75,000	66,977	58,558
	NORTHROP GRUMMAN CORP GLB	MAY 01 2050	5.250%	80,000	97,664	87,714
	NVIDIA CORP GLB	APR 01 2050	3.500%	140,000	140,080	124,376
	NY & PRESBYTERIAN HOSPIT SER 2019	AUG 01 2119	3.954%	45,000	41,289	35,510
	ORACLE CORP GLB	MAR 25 2051	3.950%	295,000	265,476	223,062
	ORANGE SA GLB	FEB 06 2044	5.500%	40,000	48,850	44,340
	PACIFIC GAS & ELECTRIC 1ST MORTGAGE GLB	AUG 01 2050	3.500%	140,000	111,846	98,216
	PECO ENERGY CO 1ST MORTGAGE GLB	JUN 15 2050	2.800%	115,000	98,304	87,454
	PEPSICO INC GLB	OCT 21 2051	2.750%	10,000	8,883	7,859
	PEPSICO INC GLB	MAR 19 2050	3.625%	105,000	110,315	97,622
	PFIZER INC GLB	MAY 28 2040	2.550%	240,000	216,025	190,386
	PFIZER INC GLB	MAR 15 2049	4.000%	50,000	54,018	48,588
	PHILIP MORRIS INTL INC GLB	MAY 16 2038	6.375%	115,000	145,879	132,507
	PLAINS ALL AMER PIPELINE GLB	JUN 15 2044	4.700%	100,000	94,279	85,062
	PRES & FELLOWS OF HARVAR	OCT 15 2050	2.517%	35,000	30,556	25,802
	PROCTER & GAMBLE CO/THE GLB	FEB 02 2026	2.700%	160,000	158,174	161,004
	PRUDENTIAL FINANCIAL INC SER MTN	FEB 25 2050	4.350%	65,000	70,069	63,196
	QUALCOMM INC GLB	MAY 20 2050	3.250%	55,000	52,870	47,056
	RAYTHEON TECH CORP GLB	MAR 15 2052	3.030%	100,000	88,152	76,581
	RIO TINTO FIN USA LTD COMPANY GUARNT GLB	NOV 02 2051	2.750%	35,000	30,302	26,515
	SAN DIEGO G & E 1ST MORTGAGE	MAR 15 2052	3.700%	70,000	69,111	59,812
	SOUTHERN CAL EDISON 1ST MORTGAGE GLB	FEB 01 2052	3.450%	75,000	67,838	65,840
	SOUTHERN CAL EDISON 1ST MORTGAGE GLB	FEB 01 2050	3.650%	75,000	67,662	59,906
	SOUTHERN CO JR SUBORDNTD SER B	JAN 15 2051	VAR	590,000	573,133	552,327
	SOUTHWESTERN ELEC POWER GLB	NOV 01 2051	3.250%	80,000	69,592	59,343
	STARBUCKS CORP GLB	NOV 15 2050	3.500%	20,000	18,349	16,282
	STATE OF ISRAEL GLB	JUL 03 2030	2.750%	200,000	206,519	192,566
	TAMPA ELECTRIC CO GLB	MAR 15 2051	3.450%	35,000	33,651	28,003
	TARGET CORP GLB	JAN 15 2052	2.950%	70,000	63,724	58,294
	TEXAS INSTRUMENTS INC GLB	SEP 15 2051	2.700%	25,000	22,222	19,657
	T-MOBILE USA INC GLB	OCT 15 2052	3.400%	60,000	47,187	46,401
	T-MOBILE USA INC GLB	APR 15 2050	4.500%	55,000	57,097	49,869
	TOTAL CAPITAL INTL SA COMPANY GUARNT GLB	MAY 29 2050	3.127%	20,000	18,103	16,074
	TYSON FOODS INC	SEP 28 2048	5.100%	35,000	40,850	36,164
	TYSON FOODS INC GLB	AUG 15 2024	3.950%	130,000	132,529	132,923
	UNION PACIFIC CORP GLB	MAR 10 2052	2.950%	190,000	166,897	145,007
	UNITED PARCEL SERVICE	SEP 01 2049	3.400%	70,000	67,739	61,123
	UNITEDHEALTH GROUP INC GLB	MAY 15 2051	3.250%	265,000	250,663	220,522
	USD BHP FINANCE USA	SEP 30 2043	5.000%	150,000	180,149	160,419

**BRICKLAYERS AND ALLIED CRAFTWORKERS,
LOCAL 5, NEW YORK RETIREMENT FUND
PENSION PLAN**

EIN: 14-6016608 Plan: 001
Schedule H, Line 4i - Schedule Of Assets (Acquired And Disposed Of Within Year)

For The Year Ended December 31, 2022

(a)	(b)	(c)			(d)	(e)
	Identity Of Issue, Borrower, Lessor, Or Similar Party	**Description Of Investment Including Maturity Date, Rate Of Interest, Collateral, Par, Or Maturity Value**			**Cost Of Acquisitions**	**Proceeds Of Dispositions**
	USD CANADIAN NATL RE SER GMTN	JUN 01 2047	4.950%	55,000	61,592	55,078
	USD CANADIAN NATL RR	MAY 01 2050	2.450%	40,000	32,920	27,955
	USD CANADIAN PACIFIC	DEC 02 2051	3.100%	20,000	17,775	15,369
	USD CENOVUS ENERGY	FEB 15 2052	3.750%	80,000	70,931	64,264
	USD CHILE	JAN 31 2034	3.500%	200,000	197,978	182,370
	USD ENBRIDGE INC	AUG 01 2051	3.400%	40,000	35,589	31,744
	USD ROGERS COMM INC	NOV 15 2049	3.700%	70,000	61,540	56,819
	USD SHELL INTL FIN	NOV 26 2051	3.000%	130,000	116,359	102,104
	USD TRANSCANADA PL	MAR 15 2049	5.100%	65,000	76,450	67,325
	USD UNITED MEXICAN	FEB 12 2052	4.400%	260,000	234,110	212,460
	USD UNITED MEXICAN SER MTN	MAR 08 2044	4.750%	140,000	136,016	123,724
	VALERO ENERGY CORP GLB	JUN 01 2052	4.000%	50,000	45,240	41,788
	VERIZON COMMUNICATIONS GLB	MAR 01 2052	3.875%	465,000	461,978	403,821
	VIRGINIA ELEC & POWER CO GLB	NOV 15 2051	2.950%	110,000	97,230	84,977
	VODAFONE GROUP PLC GLB	SEP 17 2050	4.250%	135,000	135,381	116,929
	VOYA FINANCIAL INC COMPANY GUA	JAN 23 2048	VAR	125,000	119,537	108,594
	WALMART INC GLB	SEP 22 2051	2.650%	35,000	31,170	26,873
	WALT DISNEY COMPANY/THE COMPANY GUARNT GLB	SEP 01 2049	2.750%	80,000	66,954	58,848
	WASTE MANAGEMENT INC COMPANY GUARNT GLB	MAR 15 2031	1.500%	85,000	69,295	69,009
	WELLS FARGO & COMPANY SUBORDINATED GLB	NOV 02 2043	5.375%	115,000	134,955	119,220
	WILLIAMS COMPANIES INC GLB	OCT 15 2051	3.500%	120,000	105,547	90,820
	WISCONSIN PUBLIC SERVICE -	DEC 01 2051	2.850%	55,000	48,158	41,333
	XCEL ENERGY INC GLB	NOV 15 2031	2.350%	235,000	222,940	197,884
	Total				$ 22,991,385	$ 20,866,737

Active Participant Data

The participant data is for the year ended December 31, 2021

		Pension Credits								
Age	**Total**	**Less than 5**	**5- 9**	**10 -14**	**15 - 19**	**20 - 24**	**25 - 29**	**30 - 34**	**35 - 39**	**40 & over**
Under 20	1	1	-	-	-	-	-	-	-	-
20 - 24	3	3	-	-	-	-	-	-	-	-
25 - 29	11	5	4	2	-	-	-	-	-	-
30 - 34	6	5	1	-	-	-	-	-	-	-
35 - 39	13	10	2	1	-	-	-	-	-	-
40 - 44	12	3	2	3	1	1	2	-	-	-
45 - 49	11	1	3	2	1	1	1	2	-	-
50 - 54	19	4	2	1	4	2	-	1	2	3
55 - 59	17	1	-	-	-	1	4	4	1	6
60 - 64	16	1	1	-	1	5	3	2	2	1
65 - 69	2	1	-	-	-	-	1	-	-	-
70 & over	-	-	-	-	-	-	-	-	-	-
Unknown	4	4	-	-	-	-	-	-	-	-
Total	**115**	**39**	**15**	**9**	**7**	**10**	**11**	**9**	**5**	**10**

Zone Certification
as of January 1, 2022
for
Bricklayers and Allied Craftworkers Local 5 New York Pension Plan
EIN: 14-6016608 / PN: 001

Initial Critical Zone Certification:	January 1, 2010
Adoption Period:	3/31/2010 – 12/31/2011
Rehabilitation Period:	1/01/2012 – 12/31/2021
Initial Critical and Declining Zone Certification:	January 1, 2015

Based on the following actuarial measures, the Plan is classified as "Critical Status" (Red Zone) as per the Pension Protection Act:

- The Plan received Special Financial Assistance and as per the American Rescue Plan Act the Plan will certified in Critical Status until the last day of the last plan year ending in 2051.

After considering and rejecting as unfeasible various scenarios intended to meet the benchmarks of the Pension Protection Act, the Trustees selected a Rehabilitation Plan intended to comply with the provisions of IRC §432(e)(3)(A)(ii). The Plan has taken reasonable measures to improve its funding status.

The projections below take into account the Special Financial Assistance, which the Plan received on February 14, 2022.

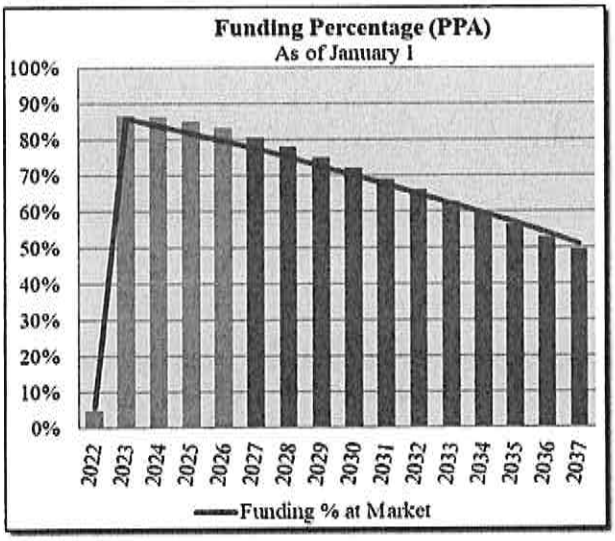

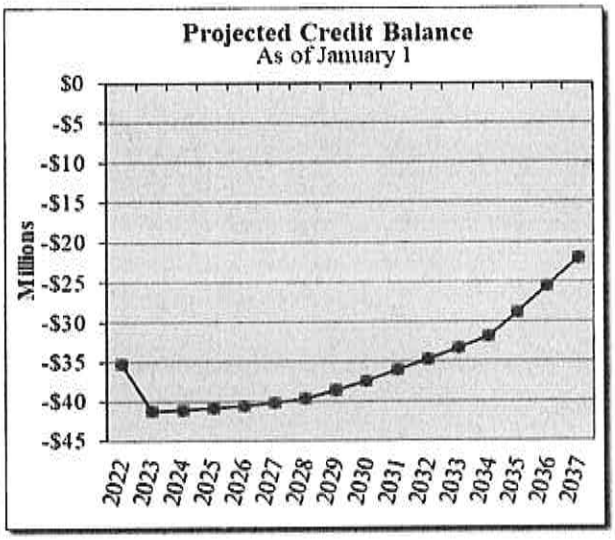

This certification was prepared on behalf of the Bricklayers and Allied Craftworkers Local 5 New York Pension Plan and based on employee data, asset statements and plan documents provided by the Plan Sponsor or its representatives. We relied upon the data as submitted, without formal audit. However, the data was tested for reasonableness, and we have no reason to believe that any other information which would have had a material effect on the results of this valuation was overlooked.

Therefore, to the best of our knowledge and belief, the information presented in this certification is complete and accurate, and each assumption used represents our best estimate of anticipated experience under the Plan.

The assumptions used are those used in the January 1, 2021 actuarial valuation including a 5.00% interest rate assumption.

Certified by:



Craig A. Voelker, FSA, EA
Enrolled Actuary No.: 20-05537
1236 Brace Rd., Unit E
Cherry Hill, NJ 08034
Phone (856) 795-7777

March 31, 2022

On Behalf of Plan Sponsor:

Board of Trustees
Bricklayers and Allied Craftworkers
Local 5 New York Pension Plan
1 Scobie Drive
Newburgh NY, 12550
Phone (845) 565-8344

cc: Secretary of the Treasury- EPCU@irs.gov

Notice of Critical Status
for
Bricklayers and Allied Craftworkers Local 5 New York Pension Plan
EIN: 14-6016608 / PN: 001

This is to inform you that on March 31, 2022, the plan actuary certified to the U.S. Department of the Treasury, and also to the Plan sponsor, that the Plan will be in Critical status for the Plan year beginning January 1, 2022. Federal law requires that you receive this notice.

Critical Status

The Plan is considered to be in Critical status because it has funding or liquidity problems, or both. More specifically, the Plan received Special Financial Assistance and as per the American Rescue Plan Act the Plan will certified in Critical Status until the last day of the last plan year ending in 2051.

Rehabilitation Plan

Federal law requires pension plans in critical status to adopt a Rehabilitation Plan aimed at restoring the financial health of the Plan. This is the 11th year the Plan has been in critical status. While the law permits pension plans to reduce, or even eliminate, benefits called "adjustable benefits" as part of a Rehabilitation Plan, the Trustees have been very selective in doing so. Effective January 1, 2010, the unreduced Early Retirement at age 62 with 5 years of Vesting Service was dropped from the Plan and replaced with an unreduced Early Retirement at age 62 with 20 years of Pension Service, with no limitation on Service earned in a Plan Year. In addition to contribution rate increases, you have been periodically notified that the pension plan was amended for the following changes:

- Effective April 23, 2010, the plan is not permitted to pay lump sum benefits (or any other payment in excess of the monthly amount paid under a single life annuity) while it is in critical status.
- Effective January 1, 2010, the accrual rate was reduced to $50 from $75 or to $37.50 from $50 depending on your date of hire.
- Effective January 1, 2010, Pension Service is credited for each 1,000 hours worked with 1/10th of a year for each 100 hours worked but if at least 200 hours are earned in a Plan Year.
- On November 15, 2011, you were notified that benefits accrued under the Plan would be frozen as of December 31, 2011.
- Effective March 21, 2013, the following benefits for participants not yet in pay status as of March 21, 2013 will be suspended until further notice:
  - Early Retirement
  - Disability
  - The Pop-Up feature on the Joint & Survivor Benefits
  - Return of Contributions Death Benefit
- Effective June 1, 2017 the suspension of the following benefits;
  - Early Retirement
  - Disability
  - Family Survivor and Single Sum Death Benefit
  - The "Pop Up Feature" on the Joint & Survivor Pensions

  has been lifted for participants who worked in Covered Service for at least 250 hours in any one of the Plan Years ending December 31, 2011, 2012, and 2013, and meets one of the criteria below:
  - Worked in Covered Service for at least 100 hours for each of the Plan Years ending December 31, 2014, 2015, and 2016, or

- Became Permanent and Totally Disabled as defined in Section 8.03 of the Plan Document, between January 1, 2013 and May 31, 2017.

For all participants who retired after March 31, 2013 receiving a Joint & Survivor Benefit shall have the "Pop Up Feature" restored.

Further, because the Plan is in Critical and Declining status, accrued benefits and benefits that are in pay status may be reduced, subject to the following restrictions and to the approval of governmental agencies and Plan participants, as indicated on the prior page:

- Benefits may be not be reduced for
  - Participants age 80 or older
  - Participants who are disabled
- Reductions are limited for participants between age 75 and 80, pro-rated for each month a participant is less than 80 years old
- Benefits may not be reduced below 110% of the PBGC maximum benefit guarantee of 100% of the first $11 plus 75% of the next $33 per year of service, or $39.33 per year of service

The Trustees of the Plan applied for and were granted Special Financial Assistance under the American Rescue Plan Act (ARPA) on January 18, 2022. On February 14, 2022 the Plan received Special Financial Assistance in the amount of $61,757,292.26.

Employer Surcharge

The law requires that all contributing employers pay to the plan a surcharge to help correct the plan's financial situation until such time as their collective bargaining agreements are updated to reflect the contribution increases required by the Rehabilitation Plan. The amount of the surcharge is equal to a percentage of the amount an employer is otherwise required to contribute to the plan under the applicable collective bargaining agreement. With some exceptions, a 5% surcharge is applicable in the initial critical year and a 10% surcharge is applicable for each succeeding plan year thereafter in which the plan is in critical status.

Where to Get More Information

For more information about this Notice, you may contact:

Irene Weitz
Bricklayers Fringe Benefit Funds
66-05 Woodhaven Blvd
Rego Park, NY 11374
Phone: (718) 459-5800

You have a right to receive a copy of the Rehabilitation Plan from the Plan.

Date sent: _____

Zone Certification
as of January 1, 2022
for
Bricklayers and Allied Craftworkers Local 5 New York Pension Plan
EIN: 14-6016608 / PN: 001

Initial Critical Zone Certification:	January 1, 2010
Adoption Period:	3/31/2010 – 12/31/2011
Rehabilitation Period:	1/01/2012 – 12/31/2021
Initial Critical and Declining Zone Certification:	January 1, 2015

Based on the following actuarial measures, the Plan is classified as "Critical Status" (Red Zone) as per the Pension Protection Act:

- The Plan received Special Financial Assistance and as per the American Rescue Plan Act the Plan will certified in Critical Status until the last day of the last plan year ending in 2051.

After considering and rejecting as unfeasible various scenarios intended to meet the benchmarks of the Pension Protection Act, the Trustees selected a Rehabilitation Plan intended to comply with the provisions of IRC §432(e)(3)(A)(ii). The Plan has taken reasonable measures to improve its funding status.

The projections below take into account the Special Financial Assistance, which the Plan received on February 14, 2022.

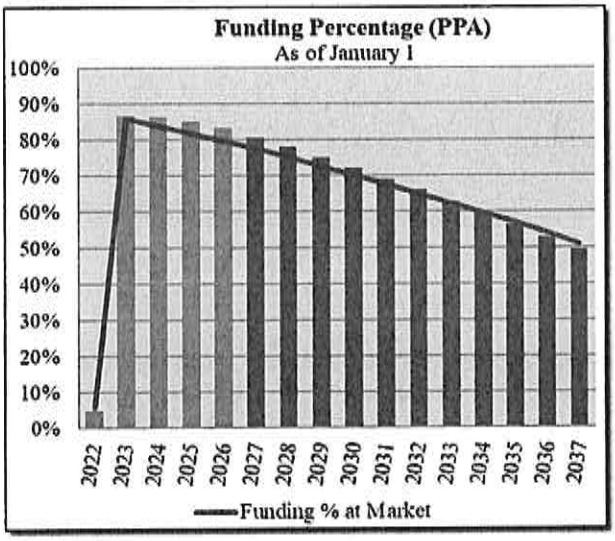

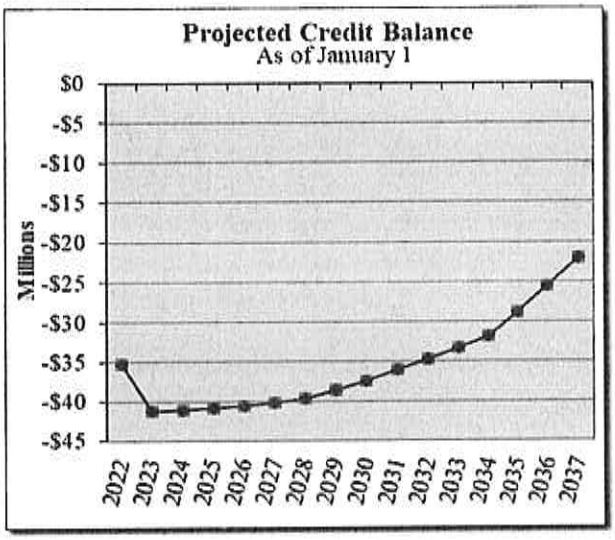

This certification was prepared on behalf of the Bricklayers and Allied Craftworkers Local 5 New York Pension Plan and based on employee data, asset statements and plan documents provided by the Plan Sponsor or its representatives. We relied upon the data as submitted, without formal audit. However, the data was tested for reasonableness, and we have no reason to believe that any other information which would have had a material effect on the results of this valuation was overlooked.

Therefore, to the best of our knowledge and belief, the information presented in this certification is complete and accurate, and each assumption used represents our best estimate of anticipated experience under the Plan.

The assumptions used are those used in the January 1, 2021 actuarial valuation including a 5.00% interest rate assumption.

Certified by:



Craig A. Voelker, FSA, EA
Enrolled Actuary No.: 20-05537
1236 Brace Rd., Unit E
Cherry Hill, NJ 08034
Phone (856) 795-7777

March 31, 2022

On Behalf of Plan Sponsor:

Board of Trustees
Bricklayers and Allied Craftworkers
Local 5 New York Pension Plan
1 Scobie Drive
Newburgh NY, 12550
Phone (845) 565-8344

cc: Secretary of the Treasury- EPCU@irs.gov

Schedule of FSA Bases (Charges) (Schedule MB, Line 9c)

Type of Base	Date Established	Outstanding Balance	Years Remaining	Amortization Amount
Plan Change	01/01/1999	$2,633,440	12	$282,970
Plan Change	01/01/2000	1,990,717	13	201,832
Assumption Change	01/01/2001	1,669,852	14	160,662
Assumption Change	01/01/2003	304,824	16	26,787
Actuarial Loss	01/01/2003	433,776	1	433,776
Actuarial Loss	01/01/2004	397,383	2	203,538
Actuarial Loss	01/01/2005	552,830	3	193,337
Actuarial Loss	01/01/2006	514,908	4	138,295
Assumption Change	01/01/2006	2,133,445	19	168,126
Actuarial Loss	01/01/2007	398,217	5	87,598
Assumption Change	01/01/2008	402,501	6	75,524
Actuarial Loss - Other	01/01/2009	613,212	7	100,929
Actuarial Loss - Assets	01/01/2009	5,638,501	17	476,314
Actuarial Loss - Other	01/01/2010	630,135	8	92,853
Actuarial Loss - Assets	01/01/2010	2,313,290	17	195,416
Assumption Change	01/01/2010	2,520,347	8	371,383
Actuarial Loss	01/01/2011	220,618	4	59,254
Assumption Change	01/01/2012	44,543	5	9,798
Actuarial Loss	01/01/2012	783,551	5	172,362
Actuarial Loss	01/01/2013	1,183,350	6	222,039
Assumption Change	01/01/2013	4,131,784	6	775,270
Assumption Change	01/01/2016	25,386	9	3,401
Actuarial Loss	01/01/2016	454,443	9	60,891

Section 3: Certificate of Actuarial Valuation

Type of Base	Date Established	Outstanding Balance	Years Remaining	Amortization Amount
Plan Change	01/01/2017	2,024,236	10	249,665
Actuarial Loss	01/01/2018	85,673	11	9,823
Actuarial Loss	01/01/2019	273,697	12	29,410
Assumption Change	01/01/2019	10,052,460	12	1,080,165
Actuarial Loss	01/01/2020	470,585	13	47,711
Total		**$42,897,704**		**$5,929,129**

Schedule of FSA Bases (Credits) (Schedule MB, Line 9h)

Type of Base	Date Established	Outstanding Balance	Years Remaining	Amortization Amount
Plan Change	01/01/2001	$761,192	9	$101,993
Assumption Change	01/01/2002	985,473	10	121,546
Plan Change	01/01/2005	725	13	74
Actuarial Gain	01/01/2008	56,535	1	56,535
Plan Change	01/01/2010	324,994	3	113,658
Plan Change	01/01/2013	2,295,066	6	430,636
Actuarial Gain	01/01/2014	56,125	7	9,238
Assumption Change	01/01/2015	96,353	8	14,198
Actuarial Gain	01/01/2015	507,407	8	74,769
Actuarial Gain	01/01/2017	225,621	10	27,828
Assumption Change	01/01/2017	712,374	10	87,863
Assumption Change	01/01/2020	294,462	13	29,854
Assumption Change	01/01/2021	424,473	14	40,840
Actuarial Gain	01/01/2021	497,093	14	47,827
Assumption Change	01/01/2022	1,476,167	15	135,445
Actuarial Gain	01/01/2022	2,251,700	15	206,604
Total		**$10,965,760**		**$1,498,908**

Section 3: Certificate of Actuarial Valuation

Annual Administrative Expenses	$300,000 for the year beginning January 1, 2022 (equivalent to $292,204 payable at the beginning of the year). The annual administrative expenses were based on historical and current data, adjusted to reflect estimated future experience and professional judgment.
Actuarial Value of Assets	The market value of assets less unrecognized returns in each of the last five years. Unrecognized return is equal to the difference between the actual market return and the projected return on the actuarial value, and is recognized over a five – year period. The actuarial value is further adjusted, if necessary, to be within 20% of the market value.
Actuarial Cost Method	Unit Credit Actuarial Cost Method. Normal Cost and Actuarial Accrued Liability are calculated on an individual basis and are allocated by service.
Benefits Valued	Unless otherwise indicated, includes all benefits summarized in Exhibit L.
Current Liability Assumptions	*Interest:* 2.22%, within the permissible range prescribed under IRC Section 431(c)(6)(E) *Mortality:* Mortality prescribed under IRS Regulations 1.431(c)(6)-1 and 1.430(h)(3)-1(a)(2): RP-2006 employee and annuitant mortality tables, projected generationally using scale MP-2020 (previously, MP-2019)
Estimated Rate of Investment Return	*On actuarial value of assets (Schedule MB, line 6g):* 15.7%, for the Plan Year ending December 31, 2021 *On current (market) value of assets (Schedule MB, line 6h):* 8.0%, for the Plan Year ending December 31, 2021
FSA Contribution Timing (Schedule MB, line 3a)	Unless otherwise noted, contributions are paid periodically throughout the year pursuant to collective bargaining agreements. The interest credited in the FSA is therefore assumed to be equivalent to a July 15 contribution date.
Actuarial Models	Segal valuation results are based on proprietary actuarial modeling software. The actuarial valuation models generate a comprehensive set of liability and cost calculations that are prepared to meet regulatory, legislative and client requirements. Our Actuarial Technology and Systems unit, comprised of both actuaries and programmers, is responsible for the initial development and maintenance of these models. The models have a modular structure that allows for a high degree of accuracy, flexibility and user control. The client team programs the assumptions and the plan provisions, validates the models, and reviews test lives and results, under the supervision of the responsible Enrolled Actuary.
Justification for Change in Actuarial Assumptions (Schedule MB, line 11)	For purposes of determining current liability, the current liability interest rate was changed from 2.08% to 2.22% due to a change in the permissible range and recognizing that any rate within the permissible range satisfies the requirements of IRC Section 431(c)(6)(E) and the mortality tables and mortality improvement scales were changed in accordance with IRS Regulations 1.431(c)(6)-1 and 1.430(h)(3)-1. Based on past experience and future expectations, the following actuarial assumptions were changed as of January 1, 2022: Healthy Mortality, previously RP-2014 Blue Collar Employee and Annuitant Table using Scale MP-2020 from year 2015 Disabled Mortality, previously RP-2014 Disabled Annuitant Table using Scale MP-2020 from year 2015 Benefit election, previously 100% assumed to elect 50% Joint and Survivor Pop-up Pension

Exhibit K: Statement of Actuarial Assumptions, Methods and Models

(Schedule MB, Line 6)

Mortality Rates

Healthy: RP-2006 Blue Collar Employee and Healthy Annuitant Mortality Tables projected generationally from 2006 with Scale MP-2021

Disabled: RP-2006 Disabled Annuitant Mortality Table projected generationally from 2006 with Scale MP-2021

The underlying tables with the generational projection using Scale MP-2021 to the ages of participants as of the measurement date reasonably reflect the mortality experience of the Plan as of the measurement date. These mortality tables were then adjusted to future years with generational projection using Scale MP-2021 to reflect future mortality improvement between the measurement date and those years.

The mortality rates were based on historical and current demographic data, adjusted to reflect estimated future experience and professional judgment. As part of the analysis, a comparison was made between the actual number of and the projected number based on the prior year's assumption over the most recent years, taking into consideration the results of Segal's industry mortality study.

Termination Rates before Retirement

	Mortality[1] Rates		Disability	Withdrawal[2]
Age	Male	Female	Rates	Rates
20	0.07	0.02	0.07	7.94
25	0.07	0.02	0.08	7.72
30	0.06	0.02	0.09	7.22
35	0.07	0.03	0.12	6.28
40	0.10	0.05	0.19	5.15
45	0.16	0.09	0.32	3.98
50	0.26	0.13	0.61	2.56
55	0.38	0.19	1.32	0.94
60	0.64	0.31	2.49	0.01

[1] Mortality rates shown for base table.

[2] Withdrawal rates cut out at first eligibility for an immediate pension.

The termination rates and disability rates were based on historical and current demographic data, adjusted to reflect estimated future experience and professional judgment. As part of the analysis, a comparison was made between the actual number of terminations and disability retirements by age and the projected number based on the prior year's assumption.

Section 3: Certificate of Actuarial Valuation

Retirement Rates

Age	Annual Retirement Rates	Age	Annual Retirement Rates
55	5%	62	30%
56 – 59	2%	63 – 64	5%
60	15%	65	100%
61	2%		

The retirement rates were based on historical and current demographic data, adjusted to reflect estimated future experience and professional judgment. As part of the analysis, a comparison was made between the actual number of retirements and the projected number based on the prior year's assumption.

Description of Weighted Average Retirement Age	Age 64, determined as follows: The weighted average retirement age for each participant is calculated as the sum of the product of each potential current or future retirement age times the probability of surviving from current age to that age and then retiring at that age, assuming no other decrements. The overall weighted retirement age is the average of the individual retirement ages based on all the active participants included in the January 1, 2022 actuarial valuation.
Retirement Age for Inactive Vested Participants	Age 65 The retirement rates for inactive vested participants were based on historical and current demographic data, adjusted to reflect estimated future experience and professional judgment. As part of the analysis, a comparison was made between the actual number of retirements by age and the projected number based on the prior year's assumption.
Unknown Data for Participants	Same as those exhibited by participants with similar known characteristics. If not specified, participants are assumed to be male.
Definition of Active Participants	Active participants are defined as those with at least 100 hours in the most recent plan year, excluding those who have retired as of the valuation date.
Percent Married	100%
Age of Spouse	Spouses of male participants are two years younger and spouses of female participants are two years older.
Benefit Election	50% of all participants are assumed to elect the Life Annuity and 50% are assumed to elect the 50% Joint and Survivor Pop-up pension. The benefit elections were based on historical and current demographic data, adjusted to reflect the plan design, and estimated future experience and professional judgment. As part of the analysis, a comparison was made between the assumed and the actual option election patterns over the most recent years.
Net Investment Return	5.00% The net investment return assumption is a long-term estimate derived from historical data, current and recent market expectations, and professional judgment. As part of the analysis, a building block approach was used that reflects inflation expectations and anticipated risk premiums for each of the portfolio's asset classes as provided by Segal Marco Advisors, as well as the Plan's target asset allocation.

Section 3: Certificate of Actuarial Valuation

Annual Administrative Expenses	$300,000 for the year beginning January 1, 2022 (equivalent to $292,204 payable at the beginning of the year). The annual administrative expenses were based on historical and current data, adjusted to reflect estimated future experience and professional judgment.
Actuarial Value of Assets	The market value of assets less unrecognized returns in each of the last five years. Unrecognized return is equal to the difference between the actual market return and the projected return on the actuarial value, and is recognized over a five – year period. The actuarial value is further adjusted, if necessary, to be within 20% of the market value.
Actuarial Cost Method	Unit Credit Actuarial Cost Method. Normal Cost and Actuarial Accrued Liability are calculated on an individual basis and are allocated by service.
Benefits Valued	Unless otherwise indicated, includes all benefits summarized in Exhibit L.
Current Liability Assumptions	*Interest:* 2.22%, within the permissible range prescribed under IRC Section 431(c)(6)(E) *Mortality:* Mortality prescribed under IRS Regulations 1.431(c)(6)-1 and 1.430(h)(3)-1(a)(2): RP-2006 employee and annuitant mortality tables, projected generationally using scale MP-2020 (previously, MP-2019)
Estimated Rate of Investment Return	*On actuarial value of assets (Schedule MB, line 6g):* 15.7%, for the Plan Year ending December 31, 2021 *On current (market) value of assets (Schedule MB, line 6h):* 8.0%, for the Plan Year ending December 31, 2021
FSA Contribution Timing (Schedule MB, line 3a)	Unless otherwise noted, contributions are paid periodically throughout the year pursuant to collective bargaining agreements. The interest credited in the FSA is therefore assumed to be equivalent to a July 15 contribution date.
Actuarial Models	Segal valuation results are based on proprietary actuarial modeling software. The actuarial valuation models generate a comprehensive set of liability and cost calculations that are prepared to meet regulatory, legislative and client requirements. Our Actuarial Technology and Systems unit, comprised of both actuaries and programmers, is responsible for the initial development and maintenance of these models. The models have a modular structure that allows for a high degree of accuracy, flexibility and user control. The client team programs the assumptions and the plan provisions, validates the models, and reviews test lives and results, under the supervision of the responsible Enrolled Actuary.
Justification for Change in Actuarial Assumptions (Schedule MB, line 11)	For purposes of determining current liability, the current liability interest rate was changed from 2.08% to 2.22% due to a change in the permissible range and recognizing that any rate within the permissible range satisfies the requirements of IRC Section 431(c)(6)(E) and the mortality tables and mortality improvement scales were changed in accordance with IRS Regulations 1.431(c)(6)-1 and 1.430(h)(3)-1. Based on past experience and future expectations, the following actuarial assumptions were changed as of January 1, 2022: Healthy Mortality, previously RP-2014 Blue Collar Employee and Annuitant Table using Scale MP-2020 from year 2015 Disabled Mortality, previously RP-2014 Disabled Annuitant Table using Scale MP-2020 from year 2015 Benefit election, previously 100% assumed to elect 50% Joint and Survivor Pop-up Pension

Notice of Critical Status
for
Bricklayers and Allied Craftworkers Local 5 New York Pension Plan
EIN: 14-6016608 / PN: 001

This is to inform you that on March 31, 2022, the plan actuary certified to the U.S. Department of the Treasury, and also to the Plan sponsor, that the Plan will be in Critical status for the Plan year beginning January 1, 2022. Federal law requires that you receive this notice.

Critical Status

The Plan is considered to be in Critical status because it has funding or liquidity problems, or both. More specifically, the Plan received Special Financial Assistance and as per the American Rescue Plan Act the Plan will certified in Critical Status until the last day of the last plan year ending in 2051.

Rehabilitation Plan

Federal law requires pension plans in critical status to adopt a Rehabilitation Plan aimed at restoring the financial health of the Plan. This is the 11th year the Plan has been in critical status. While the law permits pension plans to reduce, or even eliminate, benefits called "adjustable benefits" as part of a Rehabilitation Plan, the Trustees have been very selective in doing so. Effective January 1, 2010, the unreduced Early Retirement at age 62 with 5 years of Vesting Service was dropped from the Plan and replaced with an unreduced Early Retirement at age 62 with 20 years of Pension Service, with no limitation on Service earned in a Plan Year. In addition to contribution rate increases, you have been periodically notified that the pension plan was amended for the following changes:

- Effective April 23, 2010, the plan is not permitted to pay lump sum benefits (or any other payment in excess of the monthly amount paid under a single life annuity) while it is in critical status.
- Effective January 1, 2010, the accrual rate was reduced to $50 from $75 or to $37.50 from $50 depending on your date of hire.
- Effective January 1, 2010, Pension Service is credited for each 1,000 hours worked with 1/10th of a year for each 100 hours worked but if at least 200 hours are earned in a Plan Year.
- On November 15, 2011, you were notified that benefits accrued under the Plan would be frozen as of December 31, 2011.
- Effective March 21, 2013, the following benefits for participants not yet in pay status as of March 21, 2013 will be suspended until further notice:
  - Early Retirement
  - Disability
  - The Pop-Up feature on the Joint & Survivor Benefits
  - Return of Contributions Death Benefit
- Effective June 1, 2017 the suspension of the following benefits;
  - Early Retirement
  - Disability
  - Family Survivor and Single Sum Death Benefit
  - The "Pop Up Feature" on the Joint & Survivor Pensions

  has been lifted for participants who worked in Covered Service for at least 250 hours in any one of the Plan Years ending December 31, 2011, 2012, and 2013, and meets one of the criteria below:
  - Worked in Covered Service for at least 100 hours for each of the Plan Years ending December 31, 2014, 2015, and 2016, or

- Became Permanent and Totally Disabled as defined in Section 8.03 of the Plan Document, between January 1, 2013 and May 31, 2017.

For all participants who retired after March 31, 2013 receiving a Joint & Survivor Benefit shall have the "Pop Up Feature" restored.

Further, because the Plan is in Critical and Declining status, accrued benefits and benefits that are in pay status may be reduced, subject to the following restrictions and to the approval of governmental agencies and Plan participants, as indicated on the prior page:

- Benefits may be not be reduced for
  - Participants age 80 or older
  - Participants who are disabled
- Reductions are limited for participants between age 75 and 80, pro-rated for each month a participant is less than 80 years old
- Benefits may not be reduced below 110% of the PBGC maximum benefit guarantee of 100% of the first $11 plus 75% of the next $33 per year of service, or $39.33 per year of service

The Trustees of the Plan applied for and were granted Special Financial Assistance under the American Rescue Plan Act (ARPA) on January 18, 2022. On February 14, 2022 the Plan received Special Financial Assistance in the amount of $61,757,292.26.

Employer Surcharge

The law requires that all contributing employers pay to the plan a surcharge to help correct the plan's financial situation until such time as their collective bargaining agreements are updated to reflect the contribution increases required by the Rehabilitation Plan. The amount of the surcharge is equal to a percentage of the amount an employer is otherwise required to contribute to the plan under the applicable collective bargaining agreement. With some exceptions, a 5% surcharge is applicable in the initial critical year and a 10% surcharge is applicable for each succeeding plan year thereafter in which the plan is in critical status.

Where to Get More Information

For more information about this Notice, you may contact:

Irene Weitz
Bricklayers Fringe Benefit Funds
66-05 Woodhaven Blvd
Rego Park, NY 11374
Phone: (718) 459-5800

You have a right to receive a copy of the Rehabilitation Plan from the Plan.

Date sent: _____

Zone Certification
as of January 1, 2022
for
Bricklayers and Allied Craftworkers Local 5 New York Pension Plan
EIN: 14-6016608 / PN: 001

Initial Critical Zone Certification:	January 1, 2010
Adoption Period:	3/31/2010 – 12/31/2011
Rehabilitation Period:	1/01/2012 – 12/31/2021
Initial Critical and Declining Zone Certification:	January 1, 2015

Based on the following actuarial measures, the Plan is classified as "Critical Status" (Red Zone) as per the Pension Protection Act:

- The Plan received Special Financial Assistance and as per the American Rescue Plan Act the Plan will certified in Critical Status until the last day of the last plan year ending in 2051.

After considering and rejecting as unfeasible various scenarios intended to meet the benchmarks of the Pension Protection Act, the Trustees selected a Rehabilitation Plan intended to comply with the provisions of IRC §432(e)(3)(A)(ii). The Plan has taken reasonable measures to improve its funding status.

The projections below take into account the Special Financial Assistance, which the Plan received on February 14, 2022.

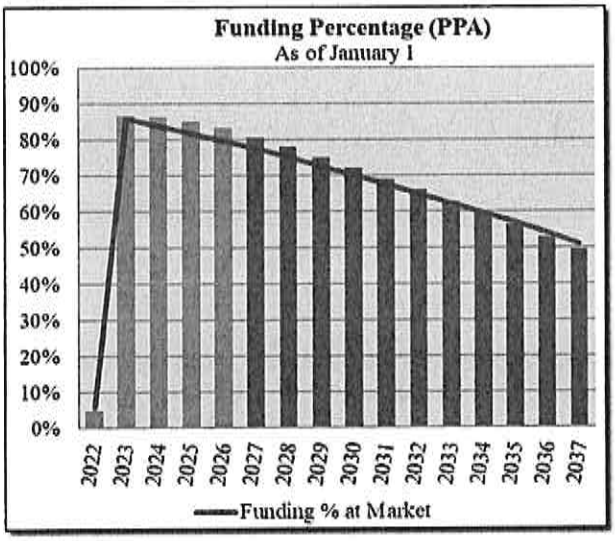

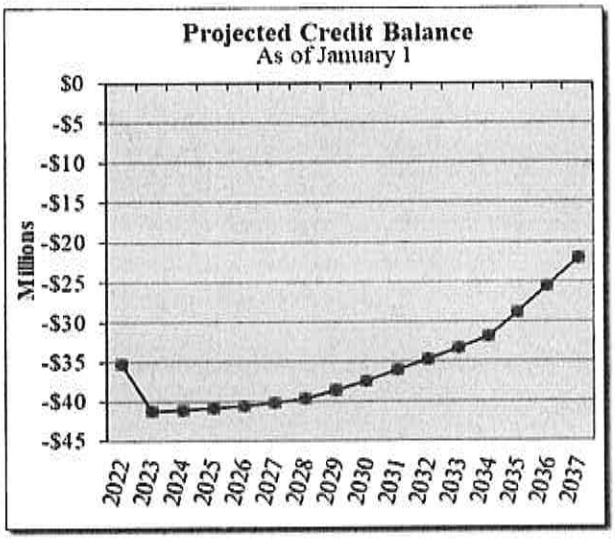

This certification was prepared on behalf of the Bricklayers and Allied Craftworkers Local 5 New York Pension Plan and based on employee data, asset statements and plan documents provided by the Plan Sponsor or its representatives. We relied upon the data as submitted, without formal audit. However, the data was tested for reasonableness, and we have no reason to believe that any other information which would have had a material effect on the results of this valuation was overlooked.

Therefore, to the best of our knowledge and belief, the information presented in this certification is complete and accurate, and each assumption used represents our best estimate of anticipated experience under the Plan.

Schedule R, line 13e – Information on Contribution Rates and Base Units

Bricklayers and Allied Craftworkers Local 5 New York Pension Plan
EIN: 14-6016608
PN: 001

In Dutchess, Orange, Sullivan and Ulster Counties except the Tuxedo Township, the hourly contribution rate was $13.39 per hour for the year ended December 31, 2022.

In Westchester, Rockland and Putnam Counties including the Tuxedo Township, the hourly contribution rates were $13.49 per hour for the year ended December 31, 2022.

**BRICKLAYERS AND ALLIED CRAFTWORKERS,
LOCAL 5, NEW YORK RETIREMENT FUND
PENSION PLAN**

EIN: 14-6016608 Plan: 001
Schedule H, Line 4j - Schedule Of Reportable Transactions

For The Year Ended December 31, 2022

(a)	(b)	(c)	(d)	(g)	(h)	(i)
	Description Of Asset	Purchase Price	Selling Price	Cost Of Asset	Current Value	Net Gain (Loss)
	ABBVIE INC GLB 02.950% NOV 21 2026	$ 283,279	$ -	$ -	$ 283,279	$ -
	ABBVIE INC GLB 02.950% NOV 21 2026	-	140,566	141,640	140,566	(1,074)
	ABBVIE INC GLB 03.200% NOV 21 2029	533,577	-	-	533,577	-
	ABBVIE INC GLB 03.200% NOV 21 2029	-	415,051	439,707	415,051	(24,656)
	ABBVIE INC GLB 04.250% NOV 21 2049	330,176	-	-	330,176	-
	ABBVIE INC GLB 04.250% NOV 21 2049	-	295,445	330,176	295,445	(34,731)
	ALABAMA POWER CO SER 20-A GLB 01.450% SEP 15 2030	232,167	-	-	232,167	-
	ALABAMA POWER CO SER 20-A GLB 01.450% SEP 15 2030	-	83,099	89,295	83,099	(6,196)
	ALPHABET INC GLB 01.100% AUG 15 2030	152,266	-	-	152,266	-
	ALPHABET INC GLB 01.100% AUG 15 2030	-	111,497	117,463	111,497	(5,966)
	AMAZON.COM INC GLB 02.500% JUN 03 2050	159,013	-	-	159,013	-
	AMAZON.COM INC GLB 02.500% JUN 03 2050	-	141,368	159,013	141,368	(17,645)
	AMAZON.COM INC GLB 03.150% AUG 22 2027	362,803	-	-	362,803	-
	AMAZON.COM INC GLB 03.150% AUG 22 2027	-	184,031	183,956	184,031	75
	AMERICAN ELECTRIC POWER GLB 02.300% MAR 01 2030	256,197	-	-	256,197	-
	AMERICAN ELECTRIC POWER GLB 02.300% MAR 01 2030	-	175,202	190,983	175,202	(15,781)
	AMERICAN INTL GROUP GLB 02.500% JUN 30 2025	228,891	-	-	228,891	-
	AMERICAN INTL GROUP GLB 02.500% JUN 30 2025	-	96,167	97,400	96,167	(1,233)
	AMERICAN TOWER CORP GLB 02.300% SEP 15 2031	194,045	-	-	194,045	-
	AMERICAN TOWER CORP GLB 02.300% SEP 15 2031	-	92,554	94,866	92,554	(2,312)
	AMGEN INC GLB 03.350% FEB 22 2032	283,646	-	-	283,646	-
	AMGEN INC GLB 03.350% FEB 22 2032	-	229,555	248,812	229,555	(19,257)
	AMGEN INC GLB 04.200% FEB 22 2052	178,763	-	-	178,763	-
	AMGEN INC GLB 04.200% FEB 22 2052	-	157,576	178,763	157,576	(21,187)
	ANHEUSER-BUSCH CO/INBEV COMP GUARNT SER * GLB 03.650% FEB 01 2026	1,031,915	-	-	1,031,915	-
	ANHEUSER-BUSCH CO/INBEV COMP GUARNT SER * GLB 03.650% FEB 01 2026	-	879,572	902,925	879,572	(23,353)
	ANHEUSER-BUSCH INBEV WOR CO GUARNT GLB 03.500% JUN 01 2030	1,115,220	-	-	1,115,220	-
	ANHEUSER-BUSCH INBEV WOR CO GUARNT GLB 03.500% JUN 01 2030	-	973,480	1,043,270	973,480	(69,790)
	ANHEUSER-BUSCH INBEV WOR CO GUARNT GLB 04.500% JUN 01 2050	475,241	-	-	475,241	-
	ANHEUSER-BUSCH INBEV WOR CO GUARNT GLB 04.500% JUN 01 2050	-	424,551	475,241	424,551	(50,690)
	APPLE INC GLB 01.400% AUG 05 2028	302,884	-	-	302,884	-
	APPLE INC GLB 01.400% AUG 05 2028	-	200,002	205,029	200,002	(5,027)
	APPLE INC GLB 01.700% AUG 05 2031	362,835	-	-	362,835	-
	APPLE INC GLB 01.700% AUG 05 2031	-	163,911	179,121	163,911	(15,210)
	APPLE INC GLB 02.700% AUG 05 2051	264,569	-	-	264,569	-
	APPLE INC GLB 02.700% AUG 05 2051	-	232,168	264,569	232,168	(32,401)
	AT&T INC GLB 02.250% FEB 01 2032	1,654,761	-	-	1,654,761	-
	AT&T INC GLB 02.250% FEB 01 2032	-	1,292,213	1,393,246	1,292,213	(101,033)
	AT&T INC GLB 03.550% SEP 15 2055	804,324	-	-	804,324	-
	AT&T INC GLB 03.550% SEP 15 2055	-	695,127	804,324	695,127	(109,197)
	BANK OF AMERICA CORP GLB VAR%APR 22 2042	289,448	-	-	289,448	-
	BANK OF AMERICA CORP GLB VAR%APR 22 2042	-	261,435	289,448	261,435	(28,013)
	BANK OF AMERICA CORP GLB VAR%FEB 04 2033	1,036,138	-	-	1,036,138	-
	BANK OF AMERICA CORP GLB VAR%FEB 04 2033	-	456,503	485,398	456,503	(28,895)
	BANK OF NY MELLON CORP GLB 02.050% JAN 26 2027	262,373	-	-	262,373	-
	BANK OF NY MELLON CORP GLB 02.050% JAN 26 2027	-	18,531	19,435	18,531	(904)

**BRICKLAYERS AND ALLIED CRAFTWORKERS,
LOCAL 5, NEW YORK RETIREMENT FUND
PENSION PLAN**

EIN: 14-6016608 Plan: 001
Schedule H, Line 4j - Schedule Of Reportable Transactions

For The Year Ended December 31, 2022

(a)	(b) Description Of Asset	(c) Purchase Price	(d) Selling Price	(g) Cost Of Asset	(h) Current Value	(i) Net Gain (Loss)
	BAT CAPITAL CORP CO GUARNT GLB 02.726% MAR 25 2031	164,391	-	-	164,391	-
	BAT CAPITAL CORP CO GUARNT GLB 02.726% MAR 25 2031	-	86,189	95,895	86,189	(9,706)
	BAT CAPITAL CORP CO GUARNT GLB 02.789% SEP 06 2024	246,626	-	-	246,626	-
	BAT CAPITAL CORP CO GUARNT GLB 02.789% SEP 06 2024	-	191,188	192,368	191,188	(1,180)
	BERKSHIRE HATHAWAY ENERG GLB 01.650% MAY 15 2031	261,797	-	-	261,797	-
	BERKSHIRE HATHAWAY ENERG GLB 01.650% MAY 15 2031	-	170,667	186,364	170,667	(15,697)
	BERKSHIRE HATHAWAY FIN CO GUARNT GLB 01.450% OCT 15 2030	152,655	-	-	152,655	-
	BERKSHIRE HATHAWAY FIN CO GUARNT GLB 01.450% OCT 15 2030	-	139,486	152,655	139,486	(13,169)
	BERKSHIRE HATHAWAY INC GLB 03.125% MAR 15 2026	830,166	-	-	830,166	-
	BERKSHIRE HATHAWAY INC GLB 03.125% MAR 15 2026	-	726,756	732,801	726,756	(6,045)
	BOEING CO GLB 04.875% MAY 01 2025	404,410	-	-	404,410	-
	BOEING CO GLB 05.150% MAY 01 2030	621,122	-	-	621,122	-
	BOEING CO GLB 05.150% MAY 01 2030	-	467,803	476,551	467,803	(8,748)
	BOEING CO GLB 05.805% MAY 01 2050	371,371	-	-	371,371	-
	BOEING CO GLB 05.805% MAY 01 2050	-	319,437	371,371	319,437	(51,934)
	BRISTOL-MYERS SQUIBB CO GLB 02.900% JUL 26 2024	269,829	-	-	269,829	-
	BRISTOL-MYERS SQUIBB CO GLB 02.900% JUL 26 2024	-	269,509	269,829	269,509	(320)
	BRISTOL-MYERS SQUIBB CO GLB 02.950% MAR 15 2032	280,587	-	-	280,587	-
	BRISTOL-MYERS SQUIBB CO GLB 02.950% MAR 15 2032	-	138,753	145,304	138,753	(6,551)
	BRISTOL-MYERS SQUIBB CO GLB 03.700% MAR 15 2052	170,328	-	-	170,328	-
	BRISTOL-MYERS SQUIBB CO GLB 03.700% MAR 15 2052	-	150,584	170,328	150,584	(19,744)
	BROADCOM INC CO GUARNT GLB 04.300% NOV 15 2032	462,950	-	-	462,950	-
	BROADCOM INC CO GUARNT GLB 04.300% NOV 15 2032	-	313,944	339,497	313,944	(25,553)
	BURLINGTN NORTH SANTA FE - 02.875% JUN 15 2052	137,056	-	-	137,056	-
	BURLINGTN NORTH SANTA FE - 02.875% JUN 15 2052	-	118,423	137,056	118,423	(18,633)
	BURLINGTN NORTH SANTA FE GLB 03.250% JUN 15 2027	194,206	-	-	194,206	-
	BURLINGTN NORTH SANTA FE GLB 03.250% JUN 15 2027	-	158,354	167,962	158,354	(9,608)
	CALIFORNIA ST GO BDS TAXABLE APR09 07.550%APR01 2039	596,243	-	-	596,243	-
	CALIFORNIA ST GO BDS TAXABLE APR09 07.550%APR01 2039	-	548,342	596,243	548,342	(47,901)
	CATERPILLAR FINL SERVICE SER MTN 01.700% JAN 08 2027	262,579	-	-	262,579	-
	CATERPILLAR FINL SERVICE SER MTN 01.700% JAN 08 2027	-	130,825	131,289	130,825	(464)
	CHARTER COMM OPT LLC/CAP GLB 03.700% APR 01 2051	239,389	-	-	239,389	-
	CHARTER COMM OPT LLC/CAP GLB 03.700% APR 01 2051	-	205,082	239,389	205,082	(34,307)
	CHARTER COMM OPT LLC/CAP GLB 03.850% APR 01 2061	205,322	-	-	205,322	-
	CHARTER COMM OPT LLC/CAP GLB 03.850% APR 01 2061	-	171,823	205,322	171,823	(33,499)
	CHARTER COMM OPT LLC/CAP GLB 04.400% APR 01 2033	157,269	-	-	157,269	-
	CHARTER COMM OPT LLC/CAP GLB 04.400% APR 01 2033	-	156,005	157,269	156,005	(1,264)
	CHARTER COMM OPT LLC/CAP SER USD 04.500% FEB 01 2024	515,055	-	-	515,055	-
	CHARTER COMM OPT LLC/CAP SER USD 04.500% FEB 01 2024	-	160,921	164,818	160,921	(3,897)
	CIGNA CORP GLB 02.375% MAR 15 2031	384,914	-	-	384,914	-
	CIGNA CORP GLB 02.375% MAR 15 2031	-	248,712	258,174	248,712	(9,462)
	CITIGROUP INC GLB VAR%JAN 25 2033	871,918	-	-	871,918	-
	CITIGROUP INC GLB VAR%JAN 25 2033	-	435,011	459,913	435,011	(24,902)
	COCA-COLA CO/THE GLB 02.000% MAR 05 2031	179,457	-	-	179,457	-
	COCA-COLA CO/THE GLB 02.000% MAR 05 2031	-	91,762	92,029	91,762	(267)
	COMCAST CORP CO GUARNT GLB 01.500% FEB 15 2031	371,886	-	-	371,886	-
	COMCAST CORP CO GUARNT GLB 01.500% FEB 15 2031	-	224,208	243,496	224,208	(19,288)
	COMCAST CORP CO GUARNT GLB 02.800% JAN 15 2051	333,885	-	-	333,885	-
	COMCAST CORP CO GUARNT GLB 02.800% JAN 15 2051	-	292,279	333,885	292,279	(41,606)
	COMCAST CORP CO GUARNT GLB 03.700% APR 15 2024	260,768	-	-	260,768	-
	COMCAST CORP CO GUARNT GLB 04.150% OCT 15 2028	542,413	-	-	542,413	-

**BRICKLAYERS AND ALLIED CRAFTWORKERS,
LOCAL 5, NEW YORK RETIREMENT FUND
PENSION PLAN**

EIN: 14-6016608 Plan: 001
Schedule H, Line 4j - Schedule Of Reportable Transactions

For The Year Ended December 31, 2022

(a)	(b)	(c)	(d)	(g)	(h)	(i)
	Description Of Asset	Purchase Price	Selling Price	Cost Of Asset	Current Value	Net Gain (Loss)
	COMCAST CORP CO GUARNT GLB 04.150% OCT 15 2028	-	525,722	542,413	525,722	(16,691)
	COMMONWEALTH EDISON CO 1ST MORTGAGE GLB 02.200% MAR 01 2030	170,087	-	-	170,087	-
	COMMONWEALTH EDISON CO 1ST MORTGAGE GLB 02.200% MAR 01 2030	-	162,006	170,087	162,006	(8,081)
	CON EDISON CO OF NY INC GLB 02.400% JUN 15 2031	222,158	-	-	222,158	-
	CON EDISON CO OF NY INC GLB 02.400% JUN 15 2031	-	181,876	198,525	181,876	(16,649)
	CONOCOPHILLIPS CO CO GUARNT GLB 02.400% MAR 07 2025	320,062	-	-	320,062	-
	CONOCOPHILLIPS CO CO GUARNT GLB 02.400% MAR 07 2025	-	313,401	320,062	313,401	(6,661)
	CSX CORP GLB 02.400% FEB 15 2030	255,820	-	-	255,820	-
	CSX CORP GLB 02.400% FEB 15 2030	-	181,140	188,245	181,140	(7,105)
	CVS HEALTH CORP GLB 01.300% AUG 21 2027	350,590	-	-	350,590	-
	CVS HEALTH CORP GLB 01.300% AUG 21 2027	-	95,811	106,100	95,811	(10,289)
	CVS HEALTH CORP GLB 04.300% MAR 25 2028	353,401	-	-	353,401	-
	CVS HEALTH CORP GLB 04.300% MAR 25 2028	-	329,950	353,401	329,950	(23,451)
	CVS HEALTH CORP GLB 05.050% MAR 25 2048	295,620	-	-	295,620	-
	CVS HEALTH CORP GLB 05.050% MAR 25 2048	-	256,973	295,620	256,973	(38,647)
	DIAGEO CAPITAL PLC CO GUARNT GLB 02.625% APR 29 2023	609,967	-	-	609,967	-
	DOMINION ENERGY INC SER C GLB 02.250% AUG 15 2031	221,439	-	-	221,439	-
	DOMINION ENERGY INC SER C GLB 02.250% AUG 15 2031	-	100,233	110,720	100,233	(10,487)
	DOW CHEMICAL CO/THE GLB 02.100% NOV 15 2030	157,746	-	-	157,746	-
	DOW CHEMICAL CO/THE GLB 02.100% NOV 15 2030	-	109,209	115,990	109,209	(6,781)
	DUKE ENERGY CAROLINAS 1ST MORTGAGE GLB 02.850% MAR 15 2032	211,303	-	-	211,303	-
	DUKE ENERGY CAROLINAS 1ST MORTGAGE GLB 02.850% MAR 15 2032	-	107,734	117,937	107,734	(10,203)
	DUKE ENERGY CORP GLB 02.550% JUN 15 2031	227,564	-	-	227,564	-
	DUKE ENERGY CORP GLB 02.550% JUN 15 2031	-	123,462	134,680	123,462	(11,218)
	ENERGY TRANSFER OPERATNG GLB 03.750% MAY 15 2030	263,965	-	-	263,965	-
	ENERGY TRANSFER OPERATNG GLB 03.750% MAY 15 2030	-	122,316	126,906	122,316	(4,590)
	ENERGY TRANSFER OPERATNG GLB 05.000% MAY 15 2050	259,026	-	-	259,026	-
	ENERGY TRANSFER OPERATNG GLB 05.000% MAY 15 2050	-	195,408	218,394	195,408	(22,986)
	ENTERPRISE PRODUCTS OPER CO GUARNT 02.800% JAN 31 2030	607,806	-	-	607,806	-
	ENTERPRISE PRODUCTS OPER CO GUARNT 02.800% JAN 31 2030	-	480,102	500,832	480,102	(20,730)
	ENTERPRISE PRODUCTS OPER CO GUARNT 03.300% FEB 15 2053	216,003	-	-	216,003	-
	ENTERPRISE PRODUCTS OPER CO GUARNT 03.300% FEB 15 2053	-	196,391	216,003	196,391	(19,612)
	EXELON GENERATION CO LLC GLB 03.250% JUN 01 2025	305,064	-	-	305,064	-
	EXELON GENERATION CO LLC GLB 03.250% JUN 01 2025	-	263,222	269,473	263,222	(6,251)
	EXXON MOBIL CORPORATION GLB 03.482% MAR 19 2030	180,079	-	-	180,079	-
	EXXON MOBIL CORPORATION GLB 03.482% MAR 19 2030	-	87,399	95,336	87,399	(7,937)
	FEDEX CORP CO GUARNT 02.400% MAY 15 2031	226,154	-	-	226,154	-
	FEDEX CORP CO GUARNT 02.400% MAY 15 2031	-	154,388	169,615	154,388	(15,227)
	FOX CORP GLB 03.050% APR 07 2025	274,991	-	-	274,991	-
	FOX CORP GLB 03.050% APR 07 2025	-	228,124	234,251	228,124	(6,127)
	GE CAPITAL INTL FUNDING CO GUARNT GLB 04.418% NOV 15 2035	222,981	-	-	222,981	-
	GE CAPITAL INTL FUNDING CO GUARNT GLB 04.418% NOV 15 2035	-	199,451	222,981	199,451	(23,530)
	GENERAL MOTORS CO GLB 05.950% APR 01 2049	172,437	-	-	172,437	-
	GENERAL MOTORS CO GLB 05.950% APR 01 2049	-	150,224	172,437	150,224	(22,213)
	GENERAL MOTORS FINL CO GLB 03.100% JAN 12 2032	377,196	-	-	377,196	-
	GENERAL MOTORS FINL CO GLB 03.100% JAN 12 2032	-	201,737	202,069	201,737	(332)
	GENERAL MOTORS FINL CO GLB 05.100% JAN 17 2024	364,429	-	-	364,429	-

**BRICKLAYERS AND ALLIED CRAFTWORKERS,
LOCAL 5, NEW YORK RETIREMENT FUND
PENSION PLAN**

EIN: 14-6016608 Plan: 001
Schedule H, Line 4j - Schedule Of Reportable Transactions

For The Year Ended December 31, 2022

(a)	(b)	(c)	(d)	(g)	(h)	(i)
	Description Of Asset	Purchase Price	Selling Price	Cost Of Asset	Current Value	Net Gain (Loss)
	GILEAD SCIENCES INC GLB 03.650% MAR 01 2026	592,394	-	-	592,394	-
	GILEAD SCIENCES INC GLB 03.650% MAR 01 2026	-	420,002	427,554	420,002	(7,552)
	GLAXOSMITHKLINE CAPITAL CO GUARNT GLB 03.375% MAY 15 2023	282,380	-	-	282,380	-
	GOLDMAN SACHS GROUP INC GLB VAR%FEB 24 2033	1,244,717	-	-	1,244,717	-
	GOLDMAN SACHS GROUP INC GLB VAR%FEB 24 2033	-	714,878	739,200	714,878	(24,322)
	GOLDMAN SACHS GROUP INC GLB VAR%FEB 24 2043	143,578	-	-	143,578	-
	GOLDMAN SACHS GROUP INC GLB VAR%FEB 24 2043	-	128,591	143,578	128,591	(14,987)
	HOME DEPOT INC GLB 01.875% SEP 15 2031	358,598	-	-	358,598	-
	HOME DEPOT INC GLB 01.875% SEP 15 2031	-	243,556	252,858	243,556	(9,302)
	HSBC HOLDINGS PLC GLB 04.950% MAR 31 2030	214,256	-	-	214,256	-
	HSBC HOLDINGS PLC GLB 04.950% MAR 31 2030	-	205,402	214,256	205,402	(8,854)
	HSBC HOLDINGS PLC GLB VAR%NOV 22 2032	542,246	-	-	542,246	-
	HSBC HOLDINGS PLC GLB VAR%NOV 22 2032	-	163,367	185,383	163,367	(22,016)
	IBM CORP GLB 02.720% FEB 09 2032	214,912	-	-	214,912	-
	IBM CORP GLB 02.720% FEB 09 2032	-	205,986	214,912	205,986	(8,926)
	INTEL CORP GLB 02.000% AUG 12 2031	342,944	-	-	342,944	-
	INTEL CORP GLB 02.000% AUG 12 2031	-	249,930	269,783	249,930	(19,853)
	INTERCONTINENTALEXCHANGE GLB 01.850% SEP 15 2032	142,759	-	-	142,759	-
	INTERCONTINENTALEXCHANGE GLB 01.850% SEP 15 2032	-	109,405	120,453	109,405	(11,048)
	ISHARES CORE S&P 500 ETF	9,977,998	-	-	9,977,998	-
	JOHN DEERE CAPITAL CORP SER MTN 02.125% MAR 07 2025	315,245	-	-	315,245	-
	JOHN DEERE CAPITAL CORP SER MTN 02.125% MAR 07 2025	-	313,591	315,245	313,591	(1,654)
	JPMORGAN CHASE & CO GLB VAR%APR 22 2042	137,552	-	-	137,552	-
	JPMORGAN CHASE & CO GLB VAR%APR 22 2042	-	121,722	137,552	121,722	(15,830)
	JPMORGAN CHASE & CO GLB VAR%JAN 25 2033	1,902,947	-	-	1,902,947	-
	JPMORGAN CHASE & CO GLB VAR%JAN 25 2033	-	1,121,324	1,195,999	1,121,324	(74,675)
	KINDER MORGAN INC CO GUARNT GLB 02.000% FEB 15 2031	378,356	-	-	378,356	-
	KINDER MORGAN INC CO GUARNT GLB 02.000% FEB 15 2031	-	300,435	302,685	300,435	(2,250)
	KINDER MORGAN INC CO GUARNT GLB 03.600% FEB 15 2051	214,006	-	-	214,006	-
	KINDER MORGAN INC CO GUARNT GLB 03.600% FEB 15 2051	-	189,672	214,006	189,672	(24,334)
	KRAFT HEINZ FOODS CO CO GUARNT GLB 03.000% JUN 01 2026	192,823	-	-	192,823	-
	KRAFT HEINZ FOODS CO CO GUARNT GLB 03.000% JUN 01 2026	-	144,071	144,618	144,071	(547)
	KROGER CO/THE GLB 02.650% OCT 15 2026	200,494	-	-	200,494	-
	KROGER CO/THE GLB 02.650% OCT 15 2026	-	67,187	66,831	67,187	356
	LLOYDS BANKING GROUP PLC SER . GLB VAR%NOV 07 2023	542,614	-	-	542,614	-
	LOCKHEED MARTIN CORP GLB 01.850% JUN 15 2030	163,670	-	-	163,670	-
	LOCKHEED MARTIN CORP GLB 01.850% JUN 15 2030	-	137,762	149,641	137,762	(11,879)
	LOWE'S COS INC GLB 02.625% APR 01 2031	230,655	-	-	230,655	-
	LOWE'S COS INC GLB 02.625% APR 01 2031	-	111,954	115,328	111,954	(3,374)
	LYB INT FINANCE III CO GUARNT GLB 02.250% OCT 01 2030	142,210	-	-	142,210	-
	LYB INT FINANCE III CO GUARNT GLB 02.250% OCT 01 2030	-	125,621	129,282	125,621	(3,661)
	MCDONALD'S CORP SER MTN GLB 02.125% MAR 01 2030	251,832	-	-	251,832	-
	MCDONALD'S CORP SER MTN GLB 02.125% MAR 01 2030	-	207,935	223,851	207,935	(15,916)
	METLIFE INC GLB 04.550% MAR 23 2030	182,299	-	-	182,299	-
	METLIFE INC GLB 04.550% MAR 23 2030	-	168,574	171,250	168,574	(2,676)
	MICROSOFT CORP GLB 02.375% MAY 01 2023	508,555	-	-	508,555	-
	MICROSOFT CORP GLB 02.375% MAY 01 2023	-	501,873	508,555	501,873	(6,682)
	MICROSOFT CORP GLB 02.675% JUN 01 2060	133,081	-	-	133,081	-
	MICROSOFT CORP GLB 02.675% JUN 01 2060	-	113,544	133,081	113,544	(19,537)
	MICROSOFT CORP GLB 03.125% NOV 03 2025	301,397	-	-	301,397	-
	MICROSOFT CORP GLB 03.125% NOV 03 2025	-	167,884	170,791	167,884	(2,907)
	MICROSOFT CORP GLB 03.300% FEB 06 2027	694,707	-	-	694,707	-
	MICROSOFT CORP GLB 03.300% FEB 06 2027	-	661,758	673,655	661,758	(11,897)

**BRICKLAYERS AND ALLIED CRAFTWORKERS,
LOCAL 5, NEW YORK RETIREMENT FUND
PENSION PLAN**

EIN: 14-6016608 Plan: 001
Schedule H, Line 4j - Schedule Of Reportable Transactions

For The Year Ended December 31, 2022

(a)	(b) Description Of Asset	(c) Purchase Price	(d) Selling Price	(g) Cost Of Asset	(h) Current Value	(i) Net Gain (Loss)
	MOLSON COORS BREWING CO CO GUARNT GLB 03.000% JUL 15 2026	145,174	-	-	145,174	-
	MOLSON COORS BREWING CO CO GUARNT GLB 03.000% JUL 15 2026	-	142,383	145,174	142,383	(2,791)
	MORGAN STANLEY GLB VAR%APR 22 2042	194,792	-	-	194,792	-
	MORGAN STANLEY GLB VAR%APR 22 2042	-	179,902	194,792	179,902	(14,890)
	MORGAN STANLEY GLB VAR%JAN 21 2033	1,236,852	-	-	1,236,852	-
	MORGAN STANLEY GLB VAR%JAN 21 2033	-	1,192,513	1,236,852	1,192,513	(44,339)
	MORGAN STANLEY SER MTN VAR%OCT 20 2032	565,097	-	-	565,097	-
	MORGAN STANLEY SER MTN VAR%OCT 20 2032	-	114,621	117,366	114,621	(2,745)
	MORGAN STANLEY SUBORDINATED GLB VAR%APR 20 2037	308,053	-	-	308,053	-
	MORGAN STANLEY SUBORDINATED GLB VAR%APR 20 2037	-	300,487	308,053	300,487	(7,566)
	NEXTERA ENERGY CAPITAL CO GUARNT GLB 02.440% JAN 15 2032	177,241	-	-	177,241	-
	NEXTERA ENERGY CAPITAL CO GUARNT GLB 02.440% JAN 15 2032	-	89,284	97,949	89,284	(8,665)
	NEXTERA ENERGY CAPITAL SR UNSECURED NOTE 04.200% JUN 20 2024	419,992	-	-	419,992	-
	NORTHROP GRUMMAN CORP GLB 03.250% JAN 15 2028	376,998	-	-	376,998	-
	NORTHROP GRUMMAN CORP GLB 03.250% JAN 15 2028	-	311,727	315,863	311,727	(4,136)
	NVIDIA CORP GLB 03.500% APR 01 2050	140,080	-	-	140,080	-
	NVIDIA CORP GLB 03.500% APR 01 2050	-	124,376	140,080	124,376	(15,704)
	ORACLE CORP GLB 02.875% MAR 25 2031	313,245	-	-	313,245	-
	ORACLE CORP GLB 02.875% MAR 25 2031	-	224,111	232,561	224,111	(8,450)
	ORACLE CORP GLB 03.950% MAR 25 2051	265,476	-	-	265,476	-
	ORACLE CORP GLB 03.950% MAR 25 2051	-	223,062	265,476	223,062	(42,414)
	PACIFIC GAS & ELECTRIC 1ST MORTGAGE GLB 04.400% MAR 01 2032	253,767	-	-	253,767	-
	PACIFIC GAS & ELECTRIC 1ST MORTGAGE GLB 04.400% MAR 01 2032	-	151,232	161,044	151,232	(9,812)
	PEPSICO INC GLB 01.950% OCT 21 2031	237,791	-	-	237,791	-
	PEPSICO INC GLB 01.950% OCT 21 2031	-	179,262	186,503	179,262	(7,241)
	PFIZER INC GLB 01.750% AUG 18 2031	356,838	-	-	356,838	-
	PFIZER INC GLB 01.750% AUG 18 2031	-	254,784	269,916	254,784	(15,132)
	PFIZER INC GLB 02.550% MAY 28 2040	216,025	-	-	216,025	-
	PFIZER INC GLB 02.550% MAY 28 2040	-	190,386	216,025	190,386	(25,639)
	PHILIP MORRIS INTL INC GLB 06.375% MAY 16 2038	145,879	-	-	145,879	-
	PHILIP MORRIS INTL INC GLB 06.375% MAY 16 2038	-	132,507	145,879	132,507	(13,372)
	PROCTER & GAMBLE CO/THE GLB 02.300% FEB 01 2032	171,384	-	-	171,384	-
	PROCTER & GAMBLE CO/THE GLB 02.300% FEB 01 2032	-	107,917	114,256	107,917	(6,339)
	PROCTER & GAMBLE CO/THE GLB 02.700% FEB 02 2026	158,174	-	-	158,174	-
	PROCTER & GAMBLE CO/THE GLB 02.700% FEB 02 2026	-	161,004	158,174	161,004	2,830
	PRUDENTIAL FINANCIAL INC SER MTN GLB 02.100% MAR 10 2030	226,292	-	-	226,292	-
	PRUDENTIAL FINANCIAL INC SER MTN GLB 02.100% MAR 10 2030	-	152,465	161,637	152,465	(9,172)
	RAYTHEON TECH CORP GLB 01.900% SEP 01 2031	212,474	-	-	212,474	-
	RAYTHEON TECH CORP GLB 01.900% SEP 01 2031	-	122,583	131,101	122,583	(8,518)
	REPUBLIC OF INDONESIA GLB 02.150% JUL 28 2031	255,409	-	-	255,409	-
	REPUBLIC OF INDONESIA GLB 02.150% JUL 28 2031	-	173,433	185,752	173,433	(12,319)
	RESOLUTION FUNDING CORP PRINCIPAL STRIPS ZERO% APR 15 2030	1,254,874	-	-	1,254,874	-
	RESOLUTION FUNDING CORP PRINCIPAL STRIPS ZERO% JAN 15 2030	547,990	-	-	547,990	-

**BRICKLAYERS AND ALLIED CRAFTWORKERS,
LOCAL 5, NEW YORK RETIREMENT FUND
PENSION PLAN**

EIN: 14-6016608 Plan: 001
Schedule H, Line 4j - Schedule Of Reportable Transactions

For The Year Ended December 31, 2022

(a)	(b) Description Of Asset	(c) Purchase Price	(d) Selling Price	(g) Cost Of Asset	(h) Current Value	(i) Net Gain (Loss)
	SHELL INTERNATIONAL FIN CO GUARNT GLB 02.750% APR 06 2030	170,210	-	-	170,210	-
	SHELL INTERNATIONAL FIN CO GUARNT GLB 02.750% APR 06 2030	-	117,295	120,148	117,295	(2,853)
	SIMON PROPERTY GROUP LP GLB 02.650% FEB 01 2032	142,656	-	-	142,656	-
	SIMON PROPERTY GROUP LP GLB 02.650% FEB 01 2032	-	122,787	133,146	122,787	(10,359)
	SOUTHERN CAL EDISON 1ST MORTGAGE GLB 02.750% FEB 01 2032	143,404	-	-	143,404	-
	SOUTHERN CAL EDISON 1ST MORTGAGE GLB 02.750% FEB 01 2032	-	109,105	119,503	109,105	(10,398)
	SOUTHERN CO JR SUBORDNTD SER B GLB VAR%JAN 15 2051	573,133	-	-	573,133	-
	SOUTHERN CO JR SUBORDNTD SER B GLB VAR%JAN 15 2051	-	552,327	573,133	552,327	(20,806)
	STARBUCKS CORP GLB 02.250% MAR 12 2030	169,840	-	-	169,840	-
	STARBUCKS CORP GLB 02.250% MAR 12 2030	-	82,479	89,638	82,479	(7,159)
	STATE OF ISRAEL GLB 02.750% JUL 03 2030	206,519	-	-	206,519	-
	STATE OF ISRAEL GLB 02.750% JUL 03 2030	-	192,566	206,519	192,566	(13,953)
	TELEFONICA EUROPE BV CO GUARNT GLB 08.250% SEP 15 2030	285,691	-	-	285,691	-
	TELEFONICA EUROPE BV CO GUARNT GLB 08.250% SEP 15 2030	-	250,434	265,285	250,434	(14,851)
	TOYOTA MOTOR CREDIT CORP GLB 03.050% MAR 22 2027	317,569	-	-	317,569	-
	TOYOTA MOTOR CREDIT CORP GLB 03.050% MAR 22 2027	-	39,200	39,085	39,200	115
	TYSON FOODS INC GLB 03.950% AUG 15 2024	132,529	-	-	132,529	-
	TYSON FOODS INC GLB 03.950% AUG 15 2024	-	132,923	132,529	132,923	394
	U.S. TREASURY BOND 2.250% FEB 15 2052	957,537	-	-	957,537	-
	U.S. TREASURY BOND 2.250% FEB 15 2052	-	906,329	957,537	906,329	(51,208)
	U.S. TREASURY BOND 2.875% MAY 15 2052	300,117	-	-	300,117	-
	U.S. TREASURY BOND 2.875% MAY 15 2052	-	160,282	175,453	160,282	(15,171)
	U.S. TREASURY BOND 5.25% NOV 15 2028	662,890	-	-	662,890	-
	U.S. TREASURY BOND 5.25% NOV 15 2028	-	654,174	662,890	654,174	(8,716)
	U.S. TREASURY NOTE 1.875% FEB 15 2032	1,711,374	-	-	1,711,374	-
	U.S. TREASURY NOTE 1.875% FEB 15 2032	-	1,728,510	1,711,374	1,728,510	17,136
	U.S. TREASURY NOTE 2.625% APR 15 2025	5,864,267	-	-	5,864,267	-
	U.S. TREASURY NOTE 2.625% APR 15 2025	-	5,844,575	5,864,267	5,844,575	(19,692)
	U.S. TREASURY NOTE 2.750% APR 30 2027	5,341,364	-	-	5,341,364	-
	U.S. TREASURY NOTE 2.750% APR 30 2027	-	5,363,905	5,341,364	5,363,905	22,541
	U.S. TREASURY NOTE 2.750% AUG 15 2032	136,728	-	-	136,728	-
	U.S. TREASURY NOTE 2.750% AUG 15 2032	-	137,350	136,728	137,350	622
	U.S. TREASURY NOTE 3.125% AUG 15 2025	1,694,851	-	-	1,694,851	-
	U.S. TREASURY NOTE 3.125% AUG 31 2027	463,656	-	-	463,656	-
	U.S. TREASURY NOTE 3.250% AUG 31 2024	1,329,510	-	-	1,329,510	-
	U.S. TREASURY STRIP ZERO% AUG 15 2041	10,065,116	-	-	10,065,116	-
	U.S. TREASURY STRIP ZERO% AUG 15 2041	-	8,843,896	10,065,116	8,843,896	(1,221,220)
	U.S. TREASURY STRIP ZERO% FEB 15 2027	2,559,585	-	-	2,559,585	-
	U.S. TREASURY STRIP ZERO% FEB 15 2027	-	185,807	194,563	185,807	(8,756)
	U.S. TREASURY STRIP ZERO% FEB 15 2034	9,297,083	-	-	9,297,083	-
	U.S. TREASURY STRIP ZERO% FEB 15 2034	-	2,495,194	2,547,241	2,495,194	(52,047)
	U.S. TREASURY STRIP ZERO% MAY 15 2034	2,873,764	-	-	2,873,764	-
	U.S. TREASURY STRIP ZERO% MAY 15 2034	-	111,406	116,043	111,406	(4,637)
	U.S. TREASURY STRIPS ZERO% AUG 15 2030	2,164,315	-	-	2,164,315	-
	U.S. TREASURY STRIPS ZERO% AUG 15 2030	-	1,719,975	1,697,802	1,719,975	22,173
	UNION PACIFIC CORP GLB 02.375% MAY 20 2031	516,928	-	-	516,928	-
	UNION PACIFIC CORP GLB 02.375% MAY 20 2031	-	308,371	327,230	308,371	(18,859)
	UNION PACIFIC CORP GLB 02.950% MAR 10 2052	166,897	-	-	166,897	-
	UNION PACIFIC CORP GLB 02.950% MAR 10 2052	-	145,007	166,897	145,007	(21,890)

**BRICKLAYERS AND ALLIED CRAFTWORKERS,
LOCAL 5, NEW YORK RETIREMENT FUND
PENSION PLAN**

EIN: 14-6016608 Plan: 001
Schedule H, Line 4j - Schedule Of Reportable Transactions

For The Year Ended December 31, 2022

(a)	(b)	(c)	(d)	(g)	(h)	(i)
	Description Of Asset	**Purchase Price**	**Selling Price**	**Cost Of Asset**	**Current Value**	**Net Gain (Loss)**
	UNITED PARCEL SERVICE - 02.400% NOV 15 2026	430,073	-	-	430,073	-
	UNITED PARCEL SERVICE - 02.400% NOV 15 2026	-	386,267	394,655	386,267	(8,388)
	UNITEDHEALTH GROUP INC GLB 02.300% MAY 15 2031	314,125	-	-	314,125	-
	UNITEDHEALTH GROUP INC GLB 02.300% MAY 15 2031	-	136,516	147,544	136,516	(11,028)
	UNITEDHEALTH GROUP INC GLB 03.250% MAY 15 2051	250,663	-	-	250,663	-
	UNITEDHEALTH GROUP INC GLB 03.250% MAY 15 2051	-	220,522	250,663	220,522	(30,141)
	UNITEDHEALTH GROUP INC GLB 03.750% JUL 15 2025	579,153	-	-	579,153	-
	UNITEDHEALTH GROUP INC GLB 03.750% JUL 15 2025	-	390,549	391,320	390,549	(771)
	USD BARCLAYS PLC 3.650% MAR 16 2025	257,988	-	-	257,988	-
	USD BHP FINANCE USA 5.000% SEP 30 2043	180,149	-	-	180,149	-
	USD BHP FINANCE USA 5.000% SEP 30 2043	-	160,419	180,149	160,419	(19,730)
	USD CHILE 3.500% JAN 31 2034	197,978	-	-	197,978	-
	USD CHILE 3.500% JAN 31 2034	-	182,370	197,978	182,370	(15,608)
	USD ENBRIDGE INC 2.500% FEB 14 2025	214,290	-	-	214,290	-
	USD ENBRIDGE INC 2.500% FEB 14 2025	-	91,517	94,686	91,517	(3,169)
	USD PANAMA 2.252% SEP 29 2032	307,325	-	-	307,325	-
	USD PANAMA 2.252% SEP 29 2032	-	266,035	294,154	266,035	(28,119)
	USD PHILIPPINES(REP) 1.950% JAN 06 2032	253,643	-	-	253,643	-
	USD PHILIPPINES(REP) 1.950% JAN 06 2032	-	169,885	181,173	169,885	(11,288)
	USD UNITED MEXICAN 2.659% MAY 24 2031	433,955	-	-	433,955	-
	USD UNITED MEXICAN 2.659% MAY 24 2031	-	236,615	247,975	236,615	(11,360)
	USD UNITED MEXICAN 4.400% FEB 12 2052	234,110	-	-	234,110	-
	USD UNITED MEXICAN 4.400% FEB 12 2052	-	212,460	234,110	212,460	(21,650)
	USD UNITED MEXICAN SER MTN 4.750% MAR 08 2044	136,016	-	-	136,016	-
	USD UNITED MEXICAN SER MTN 4.750% MAR 08 2044	-	123,724	136,016	123,724	(12,292)
	USD URUGUAY 4.375% JAN 23 2031 REMAIN PRN FCR 1.0000	303,383	-	-	303,383	-
	USD URUGUAY 4.375% JAN 23 2031 REMAIN PRN FCR 1.0000	-	249,453	264,771	249,453	(15,318)
	VERIZON COMMUNICATIONS GLB 00.850% NOV 20 2025	1,339,110	-	-	1,339,110	-
	VERIZON COMMUNICATIONS GLB 00.850% NOV 20 2025	-	512,568	510,360	512,568	2,208
	VERIZON COMMUNICATIONS GLB 02.550% MAR 21 2031	771,979	-	-	771,979	-
	VERIZON COMMUNICATIONS GLB 02.550% MAR 21 2031	-	586,387	638,551	586,387	(52,164)
	VERIZON COMMUNICATIONS GLB 03.875% MAR 01 2052	461,978	-	-	461,978	-
	VERIZON COMMUNICATIONS GLB 03.875% MAR 01 2052	-	403,821	461,978	403,821	(58,157)
	VISA INC GLB 01.100% FEB 15 2031	144,518	-	-	144,518	-
	VISA INC GLB 01.100% FEB 15 2031	-	108,003	118,242	108,003	(10,239)
	VODAFONE GROUP PLC GLB 04.250% SEP 17 2050	135,381	-	-	135,381	-
	VODAFONE GROUP PLC GLB 04.250% SEP 17 2050	-	116,929	135,381	116,929	(18,452)
	VODAFONE GROUP PLC GLB 07.875% FEB 15 2030	197,353	-	-	197,353	-
	VODAFONE GROUP PLC GLB 07.875% FEB 15 2030	-	140,907	144,726	140,907	(3,819)
	WALMART INC GLB 01.050% SEP 17 2026	282,399	-	-	282,399	-
	WALMART INC GLB 01.050% SEP 17 2026	-	202,175	205,816	202,175	(3,641)
	WALT DISNEY CO/THE CO GUARNT GLB 02.650% JAN 13 2031	312,707	-	-	312,707	-
	WALT DISNEY CO/THE CO GUARNT GLB 02.650% JAN 13 2031	-	215,828	234,530	215,828	(18,702)
	WELLS FARGO & CO SER MTN VAR%MAR 02 2033	1,161,435	-	-	1,161,435	-
	WELLS FARGO & CO SER MTN VAR%MAR 02 2033	-	919,266	973,629	919,266	(54,363)
	WELLS FARGO & CO SUBORDINATED GLB 05.375% NOV 02 2043	134,955	-	-	134,955	-
	WELLS FARGO & CO SUBORDINATED GLB 05.375% NOV 02 2043	-	119,220	134,955	119,220	(15,735)
	XCEL ENERGY INC GLB 01.750% MAR 15 2027	257,905	-	-	257,905	-
	XCEL ENERGY INC GLB 01.750% MAR 15 2027	-	82,006	85,968	82,006	(3,962)
	XCEL ENERGY INC GLB 02.350% NOV 15 2031	222,940	-	-	222,940	-
	XCEL ENERGY INC GLB 02.350% NOV 15 2031	-	197,884	222,940	197,884	(25,056)
	TOTAL	$ 113,641,177	$ 66,461,232	$ 70,266,526	$ 180,102,409	$ (3,805,294)

SCHEDULE MB (Form 5500)

Department of the Treasury
Internal Revenue Service

Department of Labor
Employee Benefits Security Administration

Pension Benefit Guaranty Corporation

Multiemployer Defined Benefit Plan and Certain Money Purchase Plan Actuarial Information

This schedule is required to be filed under section 104 of the Employee Retirement Income Security Act of 1974 (ERISA) and section 6059 of the Internal Revenue Code (the Code).

▶ **File as an attachment to Form 5500 or 5500-SF.**

OMB No. 1210-0110

2022

This Form is Open to Public Inspection

For calendar plan year 2022 or fiscal plan year beginning 01/01/2022 and ending 12/31/2022

▶ **Round off amounts to nearest dollar.**

▶ **Caution:** A penalty of $1,000 will be assessed for late filing of this report unless reasonable cause is established.

A Name of plan
BAC LOCAL #5 NEW YORK PENSION PLAN

B Three-digit plan number (PN) ▶ 001

C Plan sponsor's name as shown on line 2a of Form 5500 or 5500-SF
BAC LOCAL #5 NEW YORK PENSION PLAN

D Employer Identification Number (EIN)
14-6016608

E Type of plan: **(1)** [X] Multiemployer Defined Benefit **(2)** [ ] Money Purchase (see instructions)

1a	Enter the valuation date: Month 01 Day 01 Year 2022		
b	Assets		
(1)	Current value of assets	**1b(1)**	4,530,833
(2)	Actuarial value of assets for funding standard account	**1b(2)**	3,643,216
c	**(1)** Accrued liability for plan using immediate gain methods	**1c(1)**	70,788,506
(2)	Information for plans using spread gain methods:		
(a)	Unfunded liability for methods with bases	**1c(2)(a)**	
(b)	Accrued liability under entry age normal method	**1c(2)(b)**	
(c)	Normal cost under entry age normal method	**1c(2)(c)**	
(3)	Accrued liability under unit credit cost method	**1c(3)**	70,788,506
d	Information on current liabilities of the plan:		
(1)	Amount excluded from current liability attributable to pre-participation service (see instructions)	**1d(1)**	
(2)	"RPA '94" information:		
(a)	Current liability	**1d(2)(a)**	100,161,366
(b)	Expected increase in current liability due to benefits accruing during the plan year	**1d(2)(b)**	0
(c)	Expected release from "RPA '94" current liability for the plan year	**1d(2)(c)**	5,667,482
(3)	Expected plan disbursements for the plan year	**1d(3)**	5,967,482

Statement by Enrolled Actuary

To the best of my knowledge, the information supplied in this schedule and accompanying schedules, statements and attachments, if any, is complete and accurate. Each prescribed assumption was applied in accordance with applicable law and regulations. In my opinion, each other assumption is reasonable (taking into account the experience of the plan and reasonable expectations) and such other assumptions, in combination, offer my best estimate of anticipated experience under the plan.

SIGN HERE FRANK SANTASIERO FS — 10/06/2023

Signature of actuary — Date

FRANK SANTASIERO, FSA, FCA, MAAA — 2306798

Type or print name of actuary — Most recent enrollment number

SEGAL — 212-251-5000

Firm name — Telephone number (including area code)

333 WEST 34TH STREET
NEW YORK NY 11001-2402

Address of the firm

If the actuary has not fully reflected any regulation or ruling promulgated under the statute in completing this schedule, check the box and see instructions [ ]

2 Operational information as of beginning of this plan year:

a Current value of assets (see instructions)		**2a**	4,530,833
b "RPA '94" current liability/participant count breakdown:		**(1)** Number of participants	**(2)** Current liability
(1) For retired participants and beneficiaries receiving payment		513	63,017,495
(2) For terminated vested participants		167	24,335,870
(3) For active participants:			
(a) Non-vested benefits			445,276
(b) Vested benefits			12,362,725
(c) Total active		115	12,808,001
(4) Total		795	100,161,366
c If the percentage resulting from dividing line 2a by line 2b(4), column (2), is less than 70%, enter such percentage		**2c**	4.52 %

3 Contributions made to the plan for the plan year by employer(s) and employees:

(a) Date (MM-DD-YYYY)	**(b)** Amount paid by employer(s)	**(c)** Amount paid by employees	**(a)** Date (MM-DD-YYYY)	**(b)** Amount paid by employer(s)	**c)** Amount paid by employees
07/15/2022	800,234				

k Has a change been made in funding method for this plan year? ☐ Yes ☒ No

l If line k is "Yes," was the change made pursuant to Revenue Procedure 2000-40 or other automatic approval? ☐ Yes ☐ No

m If line k is "Yes," and line l is "No," enter the date (MM-DD-YYYY) of the ruling letter (individual or class) approving the change in funding method — **5m**

6 Checklist of certain actuarial assumptions:

a Interest rate for "RPA '94" current liability — **6a** 2.22 %

		Pre-retirement	Post-retirement
b Rates specified in insurance or annuity contracts		☐ Yes ☐ No ☒ N/A	☐ Yes ☐ No ☒ N/A
c Mortality table code for valuation purposes:			
(1) Males	**6c(1)**	A	A
(2) Females	**6c(2)**	A	A
d Valuation liability interest rate	**6d**	5.00 %	5.00 %
e Salary scale	**6e**	% ☒ N/A	
f Withdrawal liability interest rate:			
(1) Type of interest rate	**6f(1)**	☒ Single rate ☐ ERISA 4044 ☐ Other ☐ N/A	

(2) If "Single rate" is checked in (1), enter applicable single rate	**6f(2)**	5.00 %
g Estimated investment return on actuarial value of assets for year ending on the valuation date	**6g**	15.7 %
h Estimated investment return on current value of assets for year ending on the valuation date	**6h**	8.0 %
i Expense load included in normal cost reported in line 9b	**6i**	☐ N/A
(1) If expense load is described as a percentage of normal cost, enter the assumed percentage	**6i(1)**	%
(2) If expense load is a dollar amount that varies from year to year, enter the dollar amount included in line 9b	**6i(2)**	292,204
(3) If neither (1) nor (2) describes the expense load, check the box	**6i(3)**	☐

7 New amortization bases established in the current plan year:

(1) Type of base	**(2)** Initial balance	**(3)** Amortization Charge/Credit
1	-2,251,700	-206,604
4	-1,476,167	-135,445

8 Miscellaneous information:

a If a waiver of a funding deficiency has been approved for this plan year, enter the date (MM-DD-YYYY) of the ruling letter granting the approval — **8a**

b Demographic, benefit, and contribution information

(1) Is the plan required to provide a projection of expected benefit payments? (See instructions) If "Yes," see instructions for required attachment. ☐ Yes ☒ No

(2) Is the plan required to provide a Schedule of Active Participant Data? (See instructions). ☒ Yes ☐ No

(3) Is the plan required to provide a projection of employer contributions and withdrawal liability payments? (See instructions) If "Yes," attach a schedule. ☐ Yes ☒ No

c Are any of the plan's amortization bases operating under an extension of time under section 412(e) (as in effect prior to 2008) or section 431(d) of the Code? ☒ Yes ☐ No

d If line c is "Yes," provide the following additional information:

(1) Was an extension granted automatic approval under section 431(d)(1) of the Code? ☒ Yes ☐ No

(2) If line 8d(1) is "Yes," enter the number of years by which the amortization period was extended — **8d(2)** 5

(3) Was an extension approved by the Internal Revenue Service under section 412(e) (as in effect prior to 2008) or 431(d)(2) of the Code? ☐ Yes ☒ No

(4) If line 8d(3) is "Yes," enter number of years by which the amortization period was extended (not including the number of years in line (2)) — **8d(4)**

(5) If line 8d(3) is "Yes," enter the date of the ruling letter approving the extension — **8d(5)**

(6) If line 8d(3) is "Yes," is the amortization base eligible for amortization using interest rates applicable under section 6621(b) of the Code for years beginning after 2007? ☐ Yes ☐ No

e If box 5h is checked or line 8c is "Yes," enter the difference between the minimum required contribution for the year and the minimum that would have been required without using the shortfall method or extending the amortization base(s)		**8e**	0
9 Funding standard account statement for this plan year:			
Charges to funding standard account:			
a Prior year funding deficiency, if any		**9a**	35,213,346
b Employer's normal cost for plan year as of valuation date		**9b**	292,204
c Amortization charges as of valuation date:	Outstanding balance		
(1) All bases except funding waivers and certain bases for which the amortization period has been extended	**9c(1)** 42,897,704		5,929,129
(2) Funding waivers	**9c(2)**		
(3) Certain bases for which the amortization period has been extended	**9c(3)**		
d Interest as applicable on lines 9a, 9b, and 9c		**9d**	2,071,734
e Total charges. Add lines 9a through 9d		**9e**	43,506,413
Credits to funding standard account:			
f Prior year credit balance, if any		**9f**	
g Employer contributions. Total from column (b) of line 3		**9g**	800,234
	Outstanding balance		
h Amortization credits as of valuation date	**9h** 10,965,760		1,498,908
i Interest as applicable to end of plan year on lines 9f, 9g, and 9h		**9i**	93,284
j Full funding limitation (FFL) and credits:			
(1) ERISA FFL (accrued liability FFL)	**9j(1)** 70,809,369		
(2) "RPA '94" override (90% current liability FFL)	**9j(2)** 89,286,797		
(3) FFL credit		**9j(3)**	
k (1) Waived funding deficiency		**9k(1)**	
(2) Other credits		**9k(2)**	
l Total credits. Add lines 9f through 9i, 9j(3), 9k(1), and 9k(2)		**9l**	2,392,426
m Credit balance: If line 9l is greater than line 9e, enter the difference		**9m**	
n Funding deficiency: If line 9e is greater than line 9l, enter the difference		**9n**	41,113,987
o Current year's accumulated reconciliation account:			
(1) Due to waived funding deficiency accumulated prior to the 2022 plan year		**9o(1)**	0
(2) Due to amortization bases extended and amortized using the interest rate under section 6621(b) of the Code:			
(a) Reconciliation outstanding balance as of valuation date		**9o(2)(a)**	0
(b) Reconciliation amount (line 9c(3) balance minus line 9o(2)(a))		**9o(2)(b)**	0
(3) Total as of valuation date		**9o(3)**	0
10 Contribution necessary to avoid an accumulated funding deficiency. (see instructions.)		**10**	41,113,987
11 Has a change been made in the actuarial assumptions for the current plan year? If "Yes," see instructions			[X] Yes [ ] No