Form 5500

Department of the Treasury
Internal Revenue Service

Department of Labor
Employee Benefits Security Administration

Pension Benefit Guaranty Corporation

Annual Return/Report of Employee Benefit Plan

This form is required to be filed for employee benefit plans under sections 104 and 4065 of the Employee Retirement Income Security Act of 1974 (ERISA) and sections 6057(b) and 6058(a) of the Internal Revenue Code (the Code).

▶ **Complete all entries in accordance with the instructions to the Form 5500.**

OMB Nos. 1210-0110
1210-0089

2022

This Form is Open to Public Inspection

Part I Annual Report Identification Information

For calendar plan year 2022 or fiscal plan year beginning 01/01/2022 and ending 12/31/2022

A This return/report is for:
- [X] a multiemployer plan
- [ ] a multiple-employer plan (Filers checking this box must attach a list of participating employer information in accordance with the form instructions.)
- [ ] a single-employer plan
- [ ] a DFE (specify) ____

B This return/report is:
- [ ] the first return/report
- [ ] the final return/report
- [ ] an amended return/report
- [ ] a short plan year return/report (less than 12 months)

C If the plan is a collectively-bargained plan, check here. . . . . ▶ [X]

D Check box if filing under:
- [X] Form 5558
- [ ] automatic extension
- [ ] the DFVC program
- [ ] special extension (enter description)

E If this is a retroactively adopted plan permitted by SECURE Act section 201, check here. . . . . ▶ [ ]

Part II Basic Plan Information—enter all requested information

1a Name of plan
BOILERMAKERS NATIONAL ANNUITY TRUST

1b Three-digit plan number (PN) ▶ 001

1c Effective date of plan 11/01/1985

2a Plan sponsor's name (employer, if for a single-employer plan)
Mailing address (include room, apt., suite no. and street, or P.O. Box)
City or town, state or province, country, and ZIP or foreign postal code (if foreign, see instructions)
BOARD OF TRUSTEES BOILERMAKERS NATIONAL ANNUITY TRUST

12200 N AMBASSADOR DRIVE
SUITE 326
KANSAS CITY, MO 64163

2b Employer Identification Number (EIN) 48-1029345

2c Plan Sponsor's telephone number 913-906-7517

2d Business code (see instructions) 238900

Caution: A penalty for the late or incomplete filing of this return/report will be assessed unless reasonable cause is established.

Under penalties of perjury and other penalties set forth in the instructions, I declare that I have examined this return/report, including accompanying schedules, statements and attachments, as well as the electronic version of this return/report, and to the best of my knowledge and belief, it is true, correct, and complete.

SIGN HERE	Filed with authorized/valid electronic signature.	10/18/2023	TBACA
	Signature of plan administrator	Date	Enter name of individual signing as plan administrator
SIGN HERE	Filed with authorized/valid electronic signature.	10/14/2023	ERIC A HEUSER
	Signature of employer/plan sponsor	Date	Enter name of individual signing as employer or plan sponsor
SIGN HERE			
	Signature of DFE	Date	Enter name of individual signing as DFE

3a	Plan administrator's name and address [X] Same as Plan Sponsor	**3b**	Administrator's EIN
		3c	Administrator's telephone number
4	If the name and/or EIN of the plan sponsor or the plan name has changed since the last return/report filed for this plan, enter the plan sponsor's name, EIN, the plan name and the plan number from the last return/report:	**4b**	EIN
a	Sponsor's name	**4d**	PN
c	Plan Name		
5	Total number of participants at the beginning of the plan year	**5**	19756
6	Number of participants as of the end of the plan year unless otherwise stated (welfare plans complete only lines **6a(1), 6a(2), 6b, 6c,** and **6d**).		
a(1)	Total number of active participants at the beginning of the plan year	**6a(1)**	18584
a(2)	Total number of active participants at the end of the plan year	**6a(2)**	18088
b	Retired or separated participants receiving benefits	**6b**	91
c	Other retired or separated participants entitled to future benefits	**6c**	1367
d	Subtotal. Add lines **6a(2)**, **6b**, and **6c**	**6d**	19546
e	Deceased participants whose beneficiaries are receiving or are entitled to receive benefits.	**6e**	1
f	Total. Add lines **6d** and **6e**.	**6f**	19547
g	Number of participants with account balances as of the end of the plan year (only defined contribution plans complete this item)	**6g**	19547
h	Number of participants who terminated employment during the plan year with accrued benefits that were less than 100% vested	**6h**	0
7	Enter the total number of employers obligated to contribute to the plan (only multiemployer plans complete this item)	**7**	401

8a If the plan provides pension benefits, enter the applicable pension feature codes from the List of Plan Characteristics Codes in the instructions:

2E

b If the plan provides welfare benefits, enter the applicable welfare feature codes from the List of Plan Characteristics Codes in the instructions:

9a Plan funding arrangement (check all that apply)		**9b** Plan benefit arrangement (check all that apply)	
(1) [X]	Insurance	**(1)** [ ]	Insurance
(2) [ ]	Code section 412(e)(3) insurance contracts	**(2)** [ ]	Code section 412(e)(3) insurance contracts
(3) [X]	Trust	**(3)** [X]	Trust
(4) [ ]	General assets of the sponsor	**(4)** [ ]	General assets of the sponsor

10 Check all applicable boxes in 10a and 10b to indicate which schedules are attached, and, where indicated, enter the number attached. (See instructions)

a Pension Schedules

- **(1)** [X] **R** (Retirement Plan Information)
- **(2)** [ ] **MB** (Multiemployer Defined Benefit Plan and Certain Money Purchase Plan Actuarial Information) - signed by the plan actuary
- **(3)** [ ] **SB** (Single-Employer Defined Benefit Plan Actuarial Information) - signed by the plan actuary

b General Schedules

- **(1)** [X] **H** (Financial Information)
- **(2)** [ ] **I** (Financial Information – Small Plan)
- **(3)** [X] 1 **A** (Insurance Information)
- **(4)** [X] **C** (Service Provider Information)
- **(5)** [X] **D** (DFE/Participating Plan Information)
- **(6)** [ ] **G** (Financial Transaction Schedules)

Part III Form M-1 Compliance Information (to be completed by welfare benefit plans)

11a If the plan provides welfare benefits, was the plan subject to the Form M-1 filing requirements during the plan year? (See instructions and 29 CFR 2520.101-2.) ..... ☐ Yes ☐ No

If "Yes" is checked, complete lines 11b and 11c.

11b Is the plan currently in compliance with the Form M-1 filing requirements? (See instructions and 29 CFR 2520.101-2.) ..... ☐ Yes ☐ No

11c Enter the Receipt Confirmation Code for the 2022 Form M-1 annual report. If the plan was not required to file the 2022 Form M-1 annual report, enter the Receipt Confirmation Code for the most recent Form M-1 that was required to be filed under the Form M-1 filing requirements. (Failure to enter a valid Receipt Confirmation Code will subject the Form 5500 filing to rejection as incomplete.)

Receipt Confirmation Code_____

SCHEDULE A (Form 5500)

Department of the Treasury
Internal Revenue Service

Department of Labor
Employee Benefits Security Administration

Pension Benefit Guaranty Corporation

Insurance Information

This schedule is required to be filed under section 104 of the Employee Retirement Income Security Act of 1974 (ERISA).

▶ **File as an attachment to Form 5500.**

▶ Insurance companies are required to provide the information pursuant to ERISA section 103(a)(2).

OMB No. 1210-0110

2022

This Form is Open to Public Inspection

For calendar plan year 2022 or fiscal plan year beginning 01/01/2022 and ending 12/31/2022

A Name of plan
BOILERMAKERS NATIONAL ANNUITY TRUST

B Three-digit plan number (PN) ▶ 001

C Plan sponsor's name as shown on line 2a of Form 5500
BOARD OF TRUSTEES BOILERMAKERS NATIONAL ANNUITY

D Employer Identification Number (EIN)
48-1029345

Part I Information Concerning Insurance Contract Coverage, Fees, and Commissions

Provide information for each contract on a separate Schedule A. Individual contracts grouped as a unit in Parts II and III can be reported on a single Schedule A.

1 Coverage Information:

(a) Name of insurance carrier
PGIM RETIREMENT REAL ESTATE FUND II LP

(b) EIN	(c) NAIC code	(d) Contract or identification number	(e) Approximate number of persons covered at end of policy or contract year	Policy or contract year	
				(f) From	(g) To
83-1921274	N/A	980663	19547	01/01/2022	12/31/2022

2 Insurance fee and commission information. Enter the total fees and total commissions paid. List in line 3 the agents, brokers, and other persons in descending order of the amount paid.

(a) Total amount of commissions paid	(b) Total amount of fees paid

3 Persons receiving commissions and fees. (Complete as many entries as needed to report all persons).

(a) Name and address of the agent, broker, or other person to whom commissions or fees were paid

(b) Amount of sales and base commissions paid	Fees and other commissions paid		(e) Organization code
	(c) Amount	(d) Purpose	

(a) Name and address of the agent, broker, or other person to whom commissions or fees were paid

(b) Amount of sales and base commissions paid	Fees and other commissions paid		(e) Organization code
	(c) Amount	(d) Purpose	

(a) Name and address of the agent, broker, or other person to whom commissions or fees were paid

(b) Amount of sales and base commissions paid	Fees and other commissions paid		**(e)** Organization code
	(c) Amount	**(d)** Purpose	

(a) Name and address of the agent, broker, or other person to whom commissions or fees were paid

(b) Amount of sales and base commissions paid	Fees and other commissions paid		**(e)** Organization code
	(c) Amount	**(d)** Purpose	

(a) Name and address of the agent, broker, or other person to whom commissions or fees were paid

(b) Amount of sales and base commissions paid	Fees and other commissions paid		**(e)** Organization code
	(c) Amount	**(d)** Purpose	

(a) Name and address of the agent, broker, or other person to whom commissions or fees were paid

(b) Amount of sales and base commissions paid	Fees and other commissions paid		**(e)** Organization code
	(c) Amount	**(d)** Purpose	

(a) Name and address of the agent, broker, or other person to whom commissions or fees were paid

(b) Amount of sales and base commissions paid	Fees and other commissions paid		**(e)** Organization code
	(c) Amount	**(d)** Purpose	

Part II Investment and Annuity Contract Information

Where individual contracts are provided, the entire group of such individual contracts with each carrier may be treated as a unit for purposes of this report.

4	Current value of plan's interest under this contract in the general account at year end	4	
5	Current value of plan's interest under this contract in separate accounts at year end	5	61408747

6 Contracts With Allocated Funds:

a State the basis of premium rates ▶

b	Premiums paid to carrier	6b	
c	Premiums due but unpaid at the end of the year	6c	
d	If the carrier, service, or other organization incurred any specific costs in connection with the acquisition or retention of the contract or policy, enter amount. Specify nature of costs ▶	6d	

e Type of contract: (1) ☐ individual policies (2) ☐ group deferred annuity (3) ☐ other (specify) ▶

f If contract purchased, in whole or in part, to distribute benefits from a terminating plan, check here ▶ ☐

7 Contracts With Unallocated Funds (Do not include portions of these contracts maintained in separate accounts)

a Type of contract: (1) ☐ deposit administration (2) ☐ immediate participation guarantee (3) ☐ guaranteed investment (4) ☐ other ▶

b	Balance at the end of the previous year			7b	0
c	Additions: (1) Contributions deposited during the year	7c(1)			
	(2) Dividends and credits	7c(2)			
	(3) Interest credited during the year	7c(3)			
	(4) Transferred from separate account	7c(4)			
	(5) Other (specify below) ▶	7c(5)			
	(6) Total additions			7c(6)	0
d	Total of balance and additions (add lines **7b** and **7c(6)**)			7d	0
e	Deductions:				
	(1) Disbursed from fund to pay benefits or purchase annuities during year	7e(1)			
	(2) Administration charge made by carrier	7e(2)			
	(3) Transferred to separate account	7e(3)			
	(4) Other (specify below) ▶	7e(4)			
	(5) Total deductions			7e(5)	0
f	Balance at the end of the current year (subtract line **7e(5)** from line **7d**)			7f	0

Part III Welfare Benefit Contract Information

If more than one contract covers the same group of employees of the same employer(s) or members of the same employee organizations(s), the information may be combined for reporting purposes if such contracts are experience-rated as a unit. Where contracts cover individual employees, the entire group of such individual contracts with each carrier may be treated as a unit for purposes of this report.

8 Benefit and contract type (check all applicable boxes)

- **a** ☐ Health (other than dental or vision)
- **b** ☐ Dental
- **c** ☐ Vision
- **d** ☐ Life insurance
- **e** ☐ Temporary disability (accident and sickness)
- **f** ☐ Long-term disability
- **g** ☐ Supplemental unemployment
- **h** ☐ Prescription drug
- **i** ☐ Stop loss (large deductible)
- **j** ☐ HMO contract
- **k** ☐ PPO contract
- **l** ☐ Indemnity contract
- **m** ☐ Other (specify) ▶

9 Experience-rated contracts:				
a Premiums: (1) Amount received	**9a(1)**			
(2) Increase (decrease) in amount due but unpaid	**9a(2)**			
(3) Increase (decrease) in unearned premium reserve	**9a(3)**			
(4) Earned (**(1)** + **(2)** - **(3)**)			**9a(4)**	0
b Benefit charges (1) Claims paid	**9b(1)**			
(2) Increase (decrease) in claim reserves	**9b(2)**			
(3) Incurred claims (add **(1)** and **(2)**)			**9b(3)**	0
(4) Claims charged			**9b(4)**	
c Remainder of premium: (1) Retention charges (on an accrual basis) --				
(A) Commissions	**9c(1)(A)**			
(B) Administrative service or other fees	**9c(1)(B)**			
(C) Other specific acquisition costs	**9c(1)(C)**			
(D) Other expenses	**9c(1)(D)**			
(E) Taxes	**9c(1)(E)**			
(F) Charges for risks or other contingencies	**9c(1)(F)**			
(G) Other retention charges	**9c(1)(G)**			
(H) Total retention			**9c(1)(H)**	0
(2) Dividends or retroactive rate refunds. (These amounts were ☐ paid in cash, or ☐ credited.)			**9c(2)**	
d Status of policyholder reserves at end of year: (1) Amount held to provide benefits after retirement			**9d(1)**	
(2) Claim reserves			**9d(2)**	
(3) Other reserves			**9d(3)**	
e Dividends or retroactive rate refunds due. (Do not include amount entered in line **9c(2)**.)			**9e**	
10 Nonexperience-rated contracts:				
a Total premiums or subscription charges paid to carrier			**10a**	
b If the carrier, service, or other organization incurred any specific costs in connection with the acquisition or retention of the contract or policy, other than reported in Part I, line 2 above, report amount.			**10b**	

Specify nature of costs.

Part IV Provision of Information

11 Did the insurance company fail to provide any information necessary to complete Schedule A? ☐ Yes ☒ No

12 If the answer to line 11 is "Yes," specify the information not provided. ▶

SCHEDULE C (Form 5500)	Service Provider Information	OMB No. 1210-0110
Department of the Treasury Internal Revenue Service Department of Labor Employee Benefits Security Administration Pension Benefit Guaranty Corporation	This schedule is required to be filed under section 104 of the Employee Retirement Income Security Act of 1974 (ERISA). ▶ **File as an attachment to Form 5500.**	**2022** **This Form is Open to Public Inspection.**

For calendar plan year 2022 or fiscal plan year beginning 01/01/2022 and ending 12/31/2022

A Name of plan
BOILERMAKERS NATIONAL ANNUITY TRUST

B Three-digit plan number (PN) ▶ 001

C Plan sponsor's name as shown on line 2a of Form 5500
BOARD OF TRUSTEES BOILERMAKERS NATIONAL ANNUITY

D Employer Identification Number (EIN)
48-1029345

Part I Service Provider Information (see instructions)

You must complete this Part, in accordance with the instructions, to report the information required for **each person** who received, directly or indirectly, $5,000 or more in total compensation (i.e., money or anything else of monetary value) in connection with services rendered to the plan or the person's position with the plan during the plan year. If a person received **only** eligible indirect compensation for which the plan received the required disclosures, you are required to answer line 1 but are not required to include that person when completing the remainder of this Part.

1 Information on Persons Receiving Only Eligible Indirect Compensation

a Check "Yes" or "No" to indicate whether you are excluding a person from the remainder of this Part because they received only eligible indirect compensation for which the plan received the required disclosures (see instructions for definitions and conditions).. . . . . [X] Yes [ ] No

b If you answered line 1a "Yes," enter the name and EIN or address of each person providing the required disclosures for the service providers who received only eligible indirect compensation. Complete as many entries as needed (see instructions).

(b) Enter name and EIN or address of person who provided you disclosures on eligible indirect compensation

ASB CAPITAL MANAGEMENT LLC

80-0618452

(b) Enter name and EIN or address of person who provided you disclosures on eligible indirect compensation

(b) Enter name and EIN or address of person who provided you disclosures on eligible indirect compensation

(b) Enter name and EIN or address of person who provided you disclosures on eligible indirect compensation

(b) Enter name and EIN or address of person who provided you disclosures on eligible indirect compensation

(b) Enter name and EIN or address of person who provided you disclosures on eligible indirect compensation

(b) Enter name and EIN or address of person who provided you disclosures on eligible indirect compensation

(b) Enter name and EIN or address of person who provided you disclosures on eligible indirect compensation

(b) Enter name and EIN or address of person who provided you disclosures on eligible indirect compensation

(b) Enter name and EIN or address of person who provided you disclosures on eligible indirect compensation

(b) Enter name and EIN or address of person who provided you disclosures on eligible indirect compensation

(b) Enter name and EIN or address of person who provided you disclosures on eligible indirect compensation

2. Information on Other Service Providers Receiving Direct or Indirect Compensation. Except for those persons for whom you answered "Yes" to line 1a above, complete as many entries as needed to list each person receiving, directly or indirectly, $5,000 or more in total compensation (i.e., money or anything else of value) in connection with services rendered to the plan or their position with the plan during the plan year. (See instructions).

(a) Enter name and EIN or address (see instructions)

WILSON MCSHANE CORPORATION

41-0956552

(b) Service Code(s)	(c) Relationship to employer, employee organization, or person known to be a party-in-interest	(d) Enter direct compensation paid by the plan. If none, enter -0-.	(e) Did service provider receive indirect compensation? (sources other than plan or plan sponsor)	(f) Did indirect compensation include eligible indirect compensation, for which the plan received the required disclosures?	(g) Enter total indirect compensation received by service provider excluding eligible indirect compensation for which you answered "Yes" to element (f). If none, enter -0-.	(h) Did the service provider give you a formula instead of an amount or estimated amount?
14 50	NONE	1168694	Yes ☐ No ☒	Yes ☐ No ☐		Yes ☐ No ☐

(a) Enter name and EIN or address (see instructions)

PGIM RETIREMENT REAL ESTATE FUND II

83-1921274

(b) Service Code(s)	(c) Relationship to employer, employee organization, or person known to be a party-in-interest	(d) Enter direct compensation paid by the plan. If none, enter -0-.	(e) Did service provider receive indirect compensation? (sources other than plan or plan sponsor)	(f) Did indirect compensation include eligible indirect compensation, for which the plan received the required disclosures?	(g) Enter total indirect compensation received by service provider excluding eligible indirect compensation for which you answered "Yes" to element (f). If none, enter -0-.	(h) Did the service provider give you a formula instead of an amount or estimated amount?
15 50 28 51	NONE	520815	Yes ☐ No ☒	Yes ☐ No ☐		Yes ☐ No ☐

(a) Enter name and EIN or address (see instructions)

BANK OF LABOR

48-0150325

(b) Service Code(s)	(c) Relationship to employer, employee organization, or person known to be a party-in-interest	(d) Enter direct compensation paid by the plan. If none, enter -0-.	(e) Did service provider receive indirect compensation? (sources other than plan or plan sponsor)	(f) Did indirect compensation include eligible indirect compensation, for which the plan received the required disclosures?	(g) Enter total indirect compensation received by service provider excluding eligible indirect compensation for which you answered "Yes" to element (f). If none, enter -0-.	(h) Did the service provider give you a formula instead of an amount or estimated amount?
50 19 28 51	NONE	435412	Yes ☐ No ☒	Yes ☐ No ☐		Yes ☐ No ☐

2. Information on Other Service Providers Receiving Direct or Indirect Compensation. Except for those persons for whom you answered "Yes" to line 1a above, complete as many entries as needed to list each person receiving, directly or indirectly, $5,000 or more in total compensation (i.e., money or anything else of value) in connection with services rendered to the plan or their position with the plan during the plan year. (See instructions).

(a) Enter name and EIN or address (see instructions)

JPMORGAN CHASE BANK, NATIONAL ASSOC

13-4994650

(b) Service Code(s)	(c) Relationship to employer, employee organization, or person known to be a party-in-interest	(d) Enter direct compensation paid by the plan. If none, enter -0-.	(e) Did service provider receive indirect compensation? (sources other than plan or plan sponsor)	(f) Did indirect compensation include eligible indirect compensation, for which the plan received the required disclosures?	(g) Enter total indirect compensation received by service provider excluding eligible indirect compensation for which you answered "Yes" to element (f). If none, enter -0-.	(h) Did the service provider give you a formula instead of an amount or estimated amount?
24 27 28 50 51 68	NONE	402745	Yes [X] No [ ]	Yes [X] No [ ]	0	Yes [X] No [ ]

(a) Enter name and EIN or address (see instructions)

MCMORGAN & CO.

52-2334338

(b) Service Code(s)	(c) Relationship to employer, employee organization, or person known to be a party-in-interest	(d) Enter direct compensation paid by the plan. If none, enter -0-.	(e) Did service provider receive indirect compensation? (sources other than plan or plan sponsor)	(f) Did indirect compensation include eligible indirect compensation, for which the plan received the required disclosures?	(g) Enter total indirect compensation received by service provider excluding eligible indirect compensation for which you answered "Yes" to element (f). If none, enter -0-.	(h) Did the service provider give you a formula instead of an amount or estimated amount?
51 28	NONE	311110	Yes [ ] No [X]	Yes [ ] No [ ]		Yes [ ] No [ ]

(a) Enter name and EIN or address (see instructions)

PRINCIPAL GLOBAL INVESTORS

42-1479619

(b) Service Code(s)	(c) Relationship to employer, employee organization, or person known to be a party-in-interest	(d) Enter direct compensation paid by the plan. If none, enter -0-.	(e) Did service provider receive indirect compensation? (sources other than plan or plan sponsor)	(f) Did indirect compensation include eligible indirect compensation, for which the plan received the required disclosures?	(g) Enter total indirect compensation received by service provider excluding eligible indirect compensation for which you answered "Yes" to element (f). If none, enter -0-.	(h) Did the service provider give you a formula instead of an amount or estimated amount?
28 68 51	NONE	297092	Yes [X] No [ ]	Yes [X] No [ ]	0	Yes [ ] No [X]

2. Information on Other Service Providers Receiving Direct or Indirect Compensation. Except for those persons for whom you answered "Yes" to line 1a above, complete as many entries as needed to list each person receiving, directly or indirectly, $5,000 or more in total compensation (i.e., money or anything else of value) in connection with services rendered to the plan or their position with the plan during the plan year. (See instructions).

(a) Enter name and EIN or address (see instructions)

LOOMIS SAYLES TRUST COMPANY

20-8080381

(b) Service Code(s)	(c) Relationship to employer, employee organization, or person known to be a party-in-interest	(d) Enter direct compensation paid by the plan. If none, enter -0-.	(e) Did service provider receive indirect compensation? (sources other than plan or plan sponsor)	(f) Did indirect compensation include eligible indirect compensation, for which the plan received the required disclosures?	(g) Enter total indirect compensation received by service provider excluding eligible indirect compensation for which you answered "Yes" to element (f). If none, enter -0-.	(h) Did the service provider give you a formula instead of an amount or estimated amount?
28 51	NONE	294381	Yes [ ] No [X]	Yes [ ] No [ ]		Yes [ ] No [ ]

(a) Enter name and EIN or address (see instructions)

BLACKROCK INSTITUTIONAL TRUST COMPA

94-3112180

(b) Service Code(s)	(c) Relationship to employer, employee organization, or person known to be a party-in-interest	(d) Enter direct compensation paid by the plan. If none, enter -0-.	(e) Did service provider receive indirect compensation? (sources other than plan or plan sponsor)	(f) Did indirect compensation include eligible indirect compensation, for which the plan received the required disclosures?	(g) Enter total indirect compensation received by service provider excluding eligible indirect compensation for which you answered "Yes" to element (f). If none, enter -0-.	(h) Did the service provider give you a formula instead of an amount or estimated amount?
28 51	NONE	258832	Yes [X] No [ ]	Yes [X] No [ ]	0	Yes [ ] No [X]

(a) Enter name and EIN or address (see instructions)

CALLAN & ASSOCIATES, INC.

82-2748926

(b) Service Code(s)	(c) Relationship to employer, employee organization, or person known to be a party-in-interest	(d) Enter direct compensation paid by the plan. If none, enter -0-.	(e) Did service provider receive indirect compensation? (sources other than plan or plan sponsor)	(f) Did indirect compensation include eligible indirect compensation, for which the plan received the required disclosures?	(g) Enter total indirect compensation received by service provider excluding eligible indirect compensation for which you answered "Yes" to element (f). If none, enter -0-.	(h) Did the service provider give you a formula instead of an amount or estimated amount?
17 50	NONE	250221	Yes [ ] No [X]	Yes [ ] No [ ]		Yes [ ] No [ ]

2. Information on Other Service Providers Receiving Direct or Indirect Compensation. Except for those persons for whom you answered "Yes" to line 1a above, complete as many entries as needed to list each person receiving, directly or indirectly, $5,000 or more in total compensation (i.e., money or anything else of value) in connection with services rendered to the plan or their position with the plan during the plan year. (See instructions).

(a) Enter name and EIN or address (see instructions)

TS&W

26-3761443

(b) Service Code(s)	(c) Relationship to employer, employee organization, or person known to be a party-in-interest	(d) Enter direct compensation paid by the plan. If none, enter -0-.	(e) Did service provider receive indirect compensation? (sources other than plan or plan sponsor)	(f) Did indirect compensation include eligible indirect compensation, for which the plan received the required disclosures?	(g) Enter total indirect compensation received by service provider excluding eligible indirect compensation for which you answered "Yes" to element (f). If none, enter -0-.	(h) Did the service provider give you a formula instead of an amount or estimated amount?
21 28 51	NONE	240892	Yes [X] No [ ]	Yes [X] No [ ]	0	Yes [X] No [ ]

(a) Enter name and EIN or address (see instructions)

JP MORGAN INVESTMENT MANAGEMENT INC

13-3200244

(b) Service Code(s)	(c) Relationship to employer, employee organization, or person known to be a party-in-interest	(d) Enter direct compensation paid by the plan. If none, enter -0-.	(e) Did service provider receive indirect compensation? (sources other than plan or plan sponsor)	(f) Did indirect compensation include eligible indirect compensation, for which the plan received the required disclosures?	(g) Enter total indirect compensation received by service provider excluding eligible indirect compensation for which you answered "Yes" to element (f). If none, enter -0-.	(h) Did the service provider give you a formula instead of an amount or estimated amount?
27 28 51	NONE	206400	Yes [ ] No [X]	Yes [ ] No [ ]		Yes [ ] No [ ]

(a) Enter name and EIN or address (see instructions)

CHRISTINE KING

48-0669346

(b) Service Code(s)	(c) Relationship to employer, employee organization, or person known to be a party-in-interest	(d) Enter direct compensation paid by the plan. If none, enter -0-.	(e) Did service provider receive indirect compensation? (sources other than plan or plan sponsor)	(f) Did indirect compensation include eligible indirect compensation, for which the plan received the required disclosures?	(g) Enter total indirect compensation received by service provider excluding eligible indirect compensation for which you answered "Yes" to element (f). If none, enter -0-.	(h) Did the service provider give you a formula instead of an amount or estimated amount?
30 50	EMPLOYEE	167492	Yes [ ] No [X]	Yes [ ] No [ ]		Yes [ ] No [ ]

2. Information on Other Service Providers Receiving Direct or Indirect Compensation. Except for those persons for whom you answered "Yes" to line 1a above, complete as many entries as needed to list each person receiving, directly or indirectly, $5,000 or more in total compensation (i.e., money or anything else of value) in connection with services rendered to the plan or their position with the plan during the plan year. (See instructions).

(a) Enter name and EIN or address (see instructions)

ROTHSCHILD & CO. ASSET MANAGEMENT

13-2544634

(b) Service Code(s)	(c) Relationship to employer, employee organization, or person known to be a party-in-interest	(d) Enter direct compensation paid by the plan. If none, enter -0-.	(e) Did service provider receive indirect compensation? (sources other than plan or plan sponsor)	(f) Did indirect compensation include eligible indirect compensation, for which the plan received the required disclosures?	(g) Enter total indirect compensation received by service provider excluding eligible indirect compensation for which you answered "Yes" to element (f). If none, enter -0-.	(h) Did the service provider give you a formula instead of an amount or estimated amount?
28 68 71	NONE	140869	Yes [X] No [ ]	Yes [X] No [ ]	0	Yes [ ] No [X]

(a) Enter name and EIN or address (see instructions)

MARIO RODRIGUEZ

48-0669346

(b) Service Code(s)	(c) Relationship to employer, employee organization, or person known to be a party-in-interest	(d) Enter direct compensation paid by the plan. If none, enter -0-.	(e) Did service provider receive indirect compensation? (sources other than plan or plan sponsor)	(f) Did indirect compensation include eligible indirect compensation, for which the plan received the required disclosures?	(g) Enter total indirect compensation received by service provider excluding eligible indirect compensation for which you answered "Yes" to element (f). If none, enter -0-.	(h) Did the service provider give you a formula instead of an amount or estimated amount?
30 50	EMPLOYEE	126610	Yes [ ] No [X]	Yes [ ] No [ ]		Yes [ ] No [ ]

(a) Enter name and EIN or address (see instructions)

QMA LLC

22-2540245

(b) Service Code(s)	(c) Relationship to employer, employee organization, or person known to be a party-in-interest	(d) Enter direct compensation paid by the plan. If none, enter -0-.	(e) Did service provider receive indirect compensation? (sources other than plan or plan sponsor)	(f) Did indirect compensation include eligible indirect compensation, for which the plan received the required disclosures?	(g) Enter total indirect compensation received by service provider excluding eligible indirect compensation for which you answered "Yes" to element (f). If none, enter -0-.	(h) Did the service provider give you a formula instead of an amount or estimated amount?
28 51	NONE	124872	Yes [ ] No [X]	Yes [ ] No [ ]		Yes [ ] No [ ]

2. Information on Other Service Providers Receiving Direct or Indirect Compensation. Except for those persons for whom you answered "Yes" to line 1a above, complete as many entries as needed to list each person receiving, directly or indirectly, $5,000 or more in total compensation (i.e., money or anything else of value) in connection with services rendered to the plan or their position with the plan during the plan year. (See instructions).

(a) Enter name and EIN or address (see instructions)

LORI JASPERSON

48-0669346

(b) Service Code(s)	(c) Relationship to employer, employee organization, or person known to be a party-in-interest	(d) Enter direct compensation paid by the plan. If none, enter -0-.	(e) Did service provider receive indirect compensation? (sources other than plan or plan sponsor)	(f) Did indirect compensation include eligible indirect compensation, for which the plan received the required disclosures?	(g) Enter total indirect compensation received by service provider excluding eligible indirect compensation for which you answered "Yes" to element (f). If none, enter -0-.	(h) Did the service provider give you a formula instead of an amount or estimated amount?
30 50	EMPLOYEE	124735	Yes [ ] No [X]	Yes [ ] No [ ]		Yes [ ] No [ ]

(a) Enter name and EIN or address (see instructions)

PARAMETRIC CLIFTON

20-0292745

(b) Service Code(s)	(c) Relationship to employer, employee organization, or person known to be a party-in-interest	(d) Enter direct compensation paid by the plan. If none, enter -0-.	(e) Did service provider receive indirect compensation? (sources other than plan or plan sponsor)	(f) Did indirect compensation include eligible indirect compensation, for which the plan received the required disclosures?	(g) Enter total indirect compensation received by service provider excluding eligible indirect compensation for which you answered "Yes" to element (f). If none, enter -0-.	(h) Did the service provider give you a formula instead of an amount or estimated amount?
27 51	NONE	75000	Yes [ ] No [X]	Yes [ ] No [ ]		Yes [ ] No [ ]

(a) Enter name and EIN or address (see instructions)

MARGARET L SHRIVER

48-0669346

(b) Service Code(s)	(c) Relationship to employer, employee organization, or person known to be a party-in-interest	(d) Enter direct compensation paid by the plan. If none, enter -0-.	(e) Did service provider receive indirect compensation? (sources other than plan or plan sponsor)	(f) Did indirect compensation include eligible indirect compensation, for which the plan received the required disclosures?	(g) Enter total indirect compensation received by service provider excluding eligible indirect compensation for which you answered "Yes" to element (f). If none, enter -0-.	(h) Did the service provider give you a formula instead of an amount or estimated amount?
30 50	EMPLOYEE	70264	Yes [ ] No [X]	Yes [ ] No [ ]		Yes [ ] No [ ]

2. Information on Other Service Providers Receiving Direct or Indirect Compensation. Except for those persons for whom you answered "Yes" to line 1a above, complete as many entries as needed to list each person receiving, directly or indirectly, $5,000 or more in total compensation (i.e., money or anything else of value) in connection with services rendered to the plan or their position with the plan during the plan year. (See instructions).

(a) Enter name and EIN or address (see instructions)

STEPHANIE LEIKER

48-0669346

(b) Service Code(s)	(c) Relationship to employer, employee organization, or person known to be a party-in-interest	(d) Enter direct compensation paid by the plan. If none, enter -0-.	(e) Did service provider receive indirect compensation? (sources other than plan or plan sponsor)	(f) Did indirect compensation include eligible indirect compensation, for which the plan received the required disclosures?	(g) Enter total indirect compensation received by service provider excluding eligible indirect compensation for which you answered "Yes" to element (f). If none, enter -0-.	(h) Did the service provider give you a formula instead of an amount or estimated amount?
30 50	EMPLOYEE	67993	Yes [ ] No [X]	Yes [ ] No [ ]		Yes [ ] No [ ]

(a) Enter name and EIN or address (see instructions)

KATHY JAMES

48-0669346

(b) Service Code(s)	(c) Relationship to employer, employee organization, or person known to be a party-in-interest	(d) Enter direct compensation paid by the plan. If none, enter -0-.	(e) Did service provider receive indirect compensation? (sources other than plan or plan sponsor)	(f) Did indirect compensation include eligible indirect compensation, for which the plan received the required disclosures?	(g) Enter total indirect compensation received by service provider excluding eligible indirect compensation for which you answered "Yes" to element (f). If none, enter -0-.	(h) Did the service provider give you a formula instead of an amount or estimated amount?
30 50	EMPLOYEE	65341	Yes [ ] No [X]	Yes [ ] No [ ]		Yes [ ] No [ ]

(a) Enter name and EIN or address (see instructions)

CLIFTONLARSONALLEN LLP

41-0746749

(b) Service Code(s)	(c) Relationship to employer, employee organization, or person known to be a party-in-interest	(d) Enter direct compensation paid by the plan. If none, enter -0-.	(e) Did service provider receive indirect compensation? (sources other than plan or plan sponsor)	(f) Did indirect compensation include eligible indirect compensation, for which the plan received the required disclosures?	(g) Enter total indirect compensation received by service provider excluding eligible indirect compensation for which you answered "Yes" to element (f). If none, enter -0-.	(h) Did the service provider give you a formula instead of an amount or estimated amount?
10 50	NONE	59441	Yes [ ] No [X]	Yes [ ] No [ ]		Yes [ ] No [ ]

2. Information on Other Service Providers Receiving Direct or Indirect Compensation. Except for those persons for whom you answered "Yes" to line 1a above, complete as many entries as needed to list each person receiving, directly or indirectly, $5,000 or more in total compensation (i.e., money or anything else of value) in connection with services rendered to the plan or their position with the plan during the plan year. (See instructions).

(a) Enter name and EIN or address (see instructions)

ANDREA GABALDON

48-0669346

(b) Service Code(s)	(c) Relationship to employer, employee organization, or person known to be a party-in-interest	(d) Enter direct compensation paid by the plan. If none, enter -0-.	(e) Did service provider receive indirect compensation? (sources other than plan or plan sponsor)	(f) Did indirect compensation include eligible indirect compensation, for which the plan received the required disclosures?	(g) Enter total indirect compensation received by service provider excluding eligible indirect compensation for which you answered "Yes" to element (f). If none, enter -0-.	(h) Did the service provider give you a formula instead of an amount or estimated amount?
30 50	EMPLOYEE	54549	Yes [ ] No [X]	Yes [ ] No [ ]		Yes [ ] No [ ]

(a) Enter name and EIN or address (see instructions)

BRENDA BAKER

48-0669346

(b) Service Code(s)	(c) Relationship to employer, employee organization, or person known to be a party-in-interest	(d) Enter direct compensation paid by the plan. If none, enter -0-.	(e) Did service provider receive indirect compensation? (sources other than plan or plan sponsor)	(f) Did indirect compensation include eligible indirect compensation, for which the plan received the required disclosures?	(g) Enter total indirect compensation received by service provider excluding eligible indirect compensation for which you answered "Yes" to element (f). If none, enter -0-.	(h) Did the service provider give you a formula instead of an amount or estimated amount?
30 50	EMPLOYEE	50417	Yes [ ] No [X]	Yes [ ] No [ ]		Yes [ ] No [ ]

(a) Enter name and EIN or address (see instructions)

CYNTHIA A DEKEYSER

48-0669346

(b) Service Code(s)	(c) Relationship to employer, employee organization, or person known to be a party-in-interest	(d) Enter direct compensation paid by the plan. If none, enter -0-.	(e) Did service provider receive indirect compensation? (sources other than plan or plan sponsor)	(f) Did indirect compensation include eligible indirect compensation, for which the plan received the required disclosures?	(g) Enter total indirect compensation received by service provider excluding eligible indirect compensation for which you answered "Yes" to element (f). If none, enter -0-.	(h) Did the service provider give you a formula instead of an amount or estimated amount?
30 50	EMPLOYEE	45733	Yes [ ] No [X]	Yes [ ] No [ ]		Yes [ ] No [ ]

2. Information on Other Service Providers Receiving Direct or Indirect Compensation. Except for those persons for whom you answered "Yes" to line 1a above, complete as many entries as needed to list each person receiving, directly or indirectly, $5,000 or more in total compensation (i.e., money or anything else of value) in connection with services rendered to the plan or their position with the plan during the plan year. (See instructions).

(a) Enter name and EIN or address (see instructions)

STEVE OROZCO

48-0669346

(b) Service Code(s)	(c) Relationship to employer, employee organization, or person known to be a party-in-interest	(d) Enter direct compensation paid by the plan. If none, enter -0-.	(e) Did service provider receive indirect compensation? (sources other than plan or plan sponsor)	(f) Did indirect compensation include eligible indirect compensation, for which the plan received the required disclosures?	(g) Enter total indirect compensation received by service provider excluding eligible indirect compensation for which you answered "Yes" to element (f). If none, enter -0-.	(h) Did the service provider give you a formula instead of an amount or estimated amount?
30 50	EMPLOYEE	37355	Yes [ ] No [X]	Yes [ ] No [ ]		Yes [ ] No [ ]

(a) Enter name and EIN or address (see instructions)

JAMES CHARLES MATTHEWS

2331 BURCHARD ST. SE
GRAND RAPIDS, MI 49506

(b) Service Code(s)	(c) Relationship to employer, employee organization, or person known to be a party-in-interest	(d) Enter direct compensation paid by the plan. If none, enter -0-.	(e) Did service provider receive indirect compensation? (sources other than plan or plan sponsor)	(f) Did indirect compensation include eligible indirect compensation, for which the plan received the required disclosures?	(g) Enter total indirect compensation received by service provider excluding eligible indirect compensation for which you answered "Yes" to element (f). If none, enter -0-.	(h) Did the service provider give you a formula instead of an amount or estimated amount?
16 50	NONE	37245	Yes [ ] No [X]	Yes [ ] No [ ]		Yes [ ] No [ ]

(a) Enter name and EIN or address (see instructions)

THE SEGAL COMPANY

13-1975125

(b) Service Code(s)	(c) Relationship to employer, employee organization, or person known to be a party-in-interest	(d) Enter direct compensation paid by the plan. If none, enter -0-.	(e) Did service provider receive indirect compensation? (sources other than plan or plan sponsor)	(f) Did indirect compensation include eligible indirect compensation, for which the plan received the required disclosures?	(g) Enter total indirect compensation received by service provider excluding eligible indirect compensation for which you answered "Yes" to element (f). If none, enter -0-.	(h) Did the service provider give you a formula instead of an amount or estimated amount?
11 16 50 22	NONE	28859	Yes [ ] No [X]	Yes [ ] No [ ]		Yes [ ] No [ ]

2. Information on Other Service Providers Receiving Direct or Indirect Compensation. Except for those persons for whom you answered "Yes" to line 1a above, complete as many entries as needed to list each person receiving, directly or indirectly, $5,000 or more in total compensation (i.e., money or anything else of value) in connection with services rendered to the plan or their position with the plan during the plan year. (See instructions).

(a) Enter name and EIN or address (see instructions)

BLAKE & UHLIG, PA

48-0918231

(b) Service Code(s)	(c) Relationship to employer, employee organization, or person known to be a party-in-interest	(d) Enter direct compensation paid by the plan. If none, enter -0-.	(e) Did service provider receive indirect compensation? (sources other than plan or plan sponsor)	(f) Did indirect compensation include eligible indirect compensation, for which the plan received the required disclosures?	(g) Enter total indirect compensation received by service provider excluding eligible indirect compensation for which you answered "Yes" to element (f). If none, enter -0-.	(h) Did the service provider give you a formula instead of an amount or estimated amount?
29 50	NONE	28156	Yes [ ] No [X]	Yes [ ] No [ ]		Yes [ ] No [ ]

(a) Enter name and EIN or address (see instructions)

ALEXANDER OPEN SYSTEMS

12980 FOSTER ST
300
OVERLAND PARK, KS 66213

(b) Service Code(s)	(c) Relationship to employer, employee organization, or person known to be a party-in-interest	(d) Enter direct compensation paid by the plan. If none, enter -0-.	(e) Did service provider receive indirect compensation? (sources other than plan or plan sponsor)	(f) Did indirect compensation include eligible indirect compensation, for which the plan received the required disclosures?	(g) Enter total indirect compensation received by service provider excluding eligible indirect compensation for which you answered "Yes" to element (f). If none, enter -0-.	(h) Did the service provider give you a formula instead of an amount or estimated amount?
49 50	NONE	22781	Yes [ ] No [X]	Yes [ ] No [ ]		Yes [ ] No [ ]

(a) Enter name and EIN or address (see instructions)

STATE STREET GLOBAL ADVISORS

81-4017137

(b) Service Code(s)	(c) Relationship to employer, employee organization, or person known to be a party-in-interest	(d) Enter direct compensation paid by the plan. If none, enter -0-.	(e) Did service provider receive indirect compensation? (sources other than plan or plan sponsor)	(f) Did indirect compensation include eligible indirect compensation, for which the plan received the required disclosures?	(g) Enter total indirect compensation received by service provider excluding eligible indirect compensation for which you answered "Yes" to element (f). If none, enter -0-.	(h) Did the service provider give you a formula instead of an amount or estimated amount?
19 28 51	NONE	21978	Yes [X] No [ ]	Yes [X] No [ ]	0	Yes [X] No [ ]

2. Information on Other Service Providers Receiving Direct or Indirect Compensation. Except for those persons for whom you answered "Yes" to line 1a above, complete as many entries as needed to list each person receiving, directly or indirectly, $5,000 or more in total compensation (i.e., money or anything else of value) in connection with services rendered to the plan or their position with the plan during the plan year. (See instructions).

(a) Enter name and EIN or address (see instructions)

SEGAL SELECT INSURANCE

46-0619194

(b) Service Code(s)	(c) Relationship to employer, employee organization, or person known to be a party-in-interest	(d) Enter direct compensation paid by the plan. If none, enter -0-.	(e) Did service provider receive indirect compensation? (sources other than plan or plan sponsor)	(f) Did indirect compensation include eligible indirect compensation, for which the plan received the required disclosures?	(g) Enter total indirect compensation received by service provider excluding eligible indirect compensation for which you answered "Yes" to element (f). If none, enter -0-.	(h) Did the service provider give you a formula instead of an amount or estimated amount?
53	NONE	0	Yes [X] No [ ]	Yes [ ] No [X]	18690	Yes [ ] No [X]

(a) Enter name and EIN or address (see instructions)

KELLY PRESS, INC

52-0975591

(b) Service Code(s)	(c) Relationship to employer, employee organization, or person known to be a party-in-interest	(d) Enter direct compensation paid by the plan. If none, enter -0-.	(e) Did service provider receive indirect compensation? (sources other than plan or plan sponsor)	(f) Did indirect compensation include eligible indirect compensation, for which the plan received the required disclosures?	(g) Enter total indirect compensation received by service provider excluding eligible indirect compensation for which you answered "Yes" to element (f). If none, enter -0-.	(h) Did the service provider give you a formula instead of an amount or estimated amount?
29 50	NONE	17329	Yes [ ] No [X]	Yes [ ] No [ ]		Yes [ ] No [ ]

(a) Enter name and EIN or address (see instructions)

THE NOTTINGHAM GROUP

2883 E SPRING
ST #100
LONG BEACH, CA 90806

(b) Service Code(s)	(c) Relationship to employer, employee organization, or person known to be a party-in-interest	(d) Enter direct compensation paid by the plan. If none, enter -0-.	(e) Did service provider receive indirect compensation? (sources other than plan or plan sponsor)	(f) Did indirect compensation include eligible indirect compensation, for which the plan received the required disclosures?	(g) Enter total indirect compensation received by service provider excluding eligible indirect compensation for which you answered "Yes" to element (f). If none, enter -0-.	(h) Did the service provider give you a formula instead of an amount or estimated amount?
49 50	NONE	15432	Yes [ ] No [X]	Yes [ ] No [ ]		Yes [ ] No [ ]

2. Information on Other Service Providers Receiving Direct or Indirect Compensation. Except for those persons for whom you answered "Yes" to line 1a above, complete as many entries as needed to list each person receiving, directly or indirectly, $5,000 or more in total compensation (i.e., money or anything else of value) in connection with services rendered to the plan or their position with the plan during the plan year. (See instructions).

(a) Enter name and EIN or address (see instructions)

MISSION ELECTRONICS INC

48-0910410

(b) Service Code(s)	(c) Relationship to employer, employee organization, or person known to be a party-in-interest	(d) Enter direct compensation paid by the plan. If none, enter -0-.	(e) Did service provider receive indirect compensation? (sources other than plan or plan sponsor)	(f) Did indirect compensation include eligible indirect compensation, for which the plan received the required disclosures?	(g) Enter total indirect compensation received by service provider excluding eligible indirect compensation for which you answered "Yes" to element (f). If none, enter -0-.	(h) Did the service provider give you a formula instead of an amount or estimated amount?
99 50	NONE	10243	Yes [ ] No [X]	Yes [ ] No [ ]		Yes [ ] No [ ]

(a) Enter name and EIN or address (see instructions)

CHEVY CHASE TRUST COMPANY

52-2037618

(b) Service Code(s)	(c) Relationship to employer, employee organization, or person known to be a party-in-interest	(d) Enter direct compensation paid by the plan. If none, enter -0-.	(e) Did service provider receive indirect compensation? (sources other than plan or plan sponsor)	(f) Did indirect compensation include eligible indirect compensation, for which the plan received the required disclosures?	(g) Enter total indirect compensation received by service provider excluding eligible indirect compensation for which you answered "Yes" to element (f). If none, enter -0-.	(h) Did the service provider give you a formula instead of an amount or estimated amount?
19 50	NONE	8831	Yes [X] No [ ]	Yes [X] No [ ]	0	Yes [X] No [ ]

(a) Enter name and EIN or address (see instructions)

LAWRENCE MCMANAMON

12200 N AMBASSADOR
DR SUITE 326
KANSAS CITY, MO 64163

(b) Service Code(s)	(c) Relationship to employer, employee organization, or person known to be a party-in-interest	(d) Enter direct compensation paid by the plan. If none, enter -0-.	(e) Did service provider receive indirect compensation? (sources other than plan or plan sponsor)	(f) Did indirect compensation include eligible indirect compensation, for which the plan received the required disclosures?	(g) Enter total indirect compensation received by service provider excluding eligible indirect compensation for which you answered "Yes" to element (f). If none, enter -0-.	(h) Did the service provider give you a formula instead of an amount or estimated amount?
20 31 50	TRUSTEE	7135	Yes [ ] No [X]	Yes [ ] No [ ]		Yes [ ] No [ ]

2. Information on Other Service Providers Receiving Direct or Indirect Compensation. Except for those persons for whom you answered "Yes" to line 1a above, complete as many entries as needed to list each person receiving, directly or indirectly, $5,000 or more in total compensation (i.e., money or anything else of value) in connection with services rendered to the plan or their position with the plan during the plan year. (See instructions).

(a) Enter name and EIN or address (see instructions)

DANIEL MCWHIRTER

12200 N AMBASSADOR DR
SUITE 326
KANSAS CITY, MO 64163

(b) Service Code(s)	(c) Relationship to employer, employee organization, or person known to be a party-in-interest	(d) Enter direct compensation paid by the plan. If none, enter -0-.	(e) Did service provider receive indirect compensation? (sources other than plan or plan sponsor)	(f) Did indirect compensation include eligible indirect compensation, for which the plan received the required disclosures?	(g) Enter total indirect compensation received by service provider excluding eligible indirect compensation for which you answered "Yes" to element (f). If none, enter -0-.	(h) Did the service provider give you a formula instead of an amount or estimated amount?
20 31 50	TRUSTEE	6478	Yes [ ] No [X]	Yes [ ] No [ ]		Yes [ ] No [ ]

(a) Enter name and EIN or address (see instructions)

(b) Service Code(s)	(c) Relationship to employer, employee organization, or person known to be a party-in-interest	(d) Enter direct compensation paid by the plan. If none, enter -0-.	(e) Did service provider receive indirect compensation? (sources other than plan or plan sponsor)	(f) Did indirect compensation include eligible indirect compensation, for which the plan received the required disclosures?	(g) Enter total indirect compensation received by service provider excluding eligible indirect compensation for which you answered "Yes" to element (f). If none, enter -0-.	(h) Did the service provider give you a formula instead of an amount or estimated amount?
			Yes [ ] No [ ]	Yes [ ] No [ ]		Yes [ ] No [ ]

(a) Enter name and EIN or address (see instructions)

(b) Service Code(s)	(c) Relationship to employer, employee organization, or person known to be a party-in-interest	(d) Enter direct compensation paid by the plan. If none, enter -0-.	(e) Did service provider receive indirect compensation? (sources other than plan or plan sponsor)	(f) Did indirect compensation include eligible indirect compensation, for which the plan received the required disclosures?	(g) Enter total indirect compensation received by service provider excluding eligible indirect compensation for which you answered "Yes" to element (f). If none, enter -0-.	(h) Did the service provider give you a formula instead of an amount or estimated amount?
			Yes [ ] No [ ]	Yes [ ] No [ ]		Yes [ ] No [ ]

Part I Service Provider Information (continued)

3. If you reported on line 2 receipt of indirect compensation, other than eligible indirect compensation, by a service provider, and the service provider is a fiduciary or provides contract administrator, consulting, custodial, investment advisory, investment management, broker, or recordkeeping services, answer the following questions for (a) each source from whom the service provider received $1,000 or more in indirect compensation and (b) each source for whom the service provider gave you a formula used to determine the indirect compensation instead of an amount or estimated amount of the indirect compensation. Complete as many entries as needed to report the required information for each source.

(a) Enter service provider name as it appears on line 2	**(b)** Service Codes (see instructions)	**(c)** Enter amount of indirect compensation
SEGAL SELECT INSURANCE SERVICES, IN	53	11703

(d) Enter name and EIN (address) of source of indirect compensation	**(e)** Describe the indirect compensation, including any formula used to determine the service provider's eligibility for or the amount of the indirect compensation.
CHUBB 13-1963496	INSURANCE BROKERAGE COMMISSIONS AND FEES

(a) Enter service provider name as it appears on line 2	**(b)** Service Codes (see instructions)	**(c)** Enter amount of indirect compensation
SEGAL SELECT INSURANCE SERVICES, IN	53	2298

(d) Enter name and EIN (address) of source of indirect compensation	**(e)** Describe the indirect compensation, including any formula used to determine the service provider's eligibility for or the amount of the indirect compensation.
ULLICO 13-2988846	INSURANCE BROKERAGE COMMISSIONS AND FEES

(a) Enter service provider name as it appears on line 2	**(b)** Service Codes (see instructions)	**(c)** Enter amount of indirect compensation
SEGAL SELECT INSURANCE SERVICES, IN	53	985

(d) Enter name and EIN (address) of source of indirect compensation	**(e)** Describe the indirect compensation, including any formula used to determine the service provider's eligibility for or the amount of the indirect compensation.
EUCLID SPECIALTY 45-3957469	INSURANCE BROKERAGE COMMISSIONS AND FEES

Part I Service Provider Information (continued)

3. If you reported on line 2 receipt of indirect compensation, other than eligible indirect compensation, by a service provider, and the service provider is a fiduciary or provides contract administrator, consulting, custodial, investment advisory, investment management, broker, or recordkeeping services, answer the following questions for (a) each source from whom the service provider received $1,000 or more in indirect compensation and (b) each source for whom the service provider gave you a formula used to determine the indirect compensation instead of an amount or estimated amount of the indirect compensation. Complete as many entries as needed to report the required information for each source.

(a) Enter service provider name as it appears on line 2	**(b)** Service Codes (see instructions)	**(c)** Enter amount of indirect compensation
SEGAL SELECT INSURANCE SERVICES, IN	53	698

(d) Enter name and EIN (address) of source of indirect compensation	**(e)** Describe the indirect compensation, including any formula used to determine the service provider's eligibility for or the amount of the indirect compensation.
AXIS 39-1338397	INSURANCE BROKERAGE COMMISSIONS AND FEES

(a) Enter service provider name as it appears on line 2	**(b)** Service Codes (see instructions)	**(c)** Enter amount of indirect compensation
SEGAL SELECT INSURANCE SERVICES, IN	53	663

(d) Enter name and EIN (address) of source of indirect compensation	**(e)** Describe the indirect compensation, including any formula used to determine the service provider's eligibility for or the amount of the indirect compensation.
OLD REPUBLIC INSURANCE GROUP 25-0410420	INSURANCE BROKERAGE COMMISSIONS AND FEES

(a) Enter service provider name as it appears on line 2	**(b)** Service Codes (see instructions)	**(c)** Enter amount of indirect compensation
SEGAL SELECT INSURANCE SERVICES, IN	53	643

(d) Enter name and EIN (address) of source of indirect compensation	**(e)** Describe the indirect compensation, including any formula used to determine the service provider's eligibility for or the amount of the indirect compensation.
AMWINS 13-1279678	INSURANCE BROKERAGE COMMISSIONS AND FEES

Part I Service Provider Information (continued)

3. If you reported on line 2 receipt of indirect compensation, other than eligible indirect compensation, by a service provider, and the service provider is a fiduciary or provides contract administrator, consulting, custodial, investment advisory, investment management, broker, or recordkeeping services, answer the following questions for (a) each source from whom the service provider received $1,000 or more in indirect compensation and (b) each source for whom the service provider gave you a formula used to determine the indirect compensation instead of an amount or estimated amount of the indirect compensation. Complete as many entries as needed to report the required information for each source.

(a) Enter service provider name as it appears on line 2	**(b)** Service Codes (see instructions)	**(c)** Enter amount of indirect compensation
SEGAL SELECT INSURANCE SERVICES, IN	53	624

(d) Enter name and EIN (address) of source of indirect compensation	**(e)** Describe the indirect compensation, including any formula used to determine the service provider's eligibility for or the amount of the indirect compensation.
HARTFORD FIRE INSURANCE COMPANY 06-0383750	INSURANCE BROKERAGE COMMISSIONS AND FEES

(a) Enter service provider name as it appears on line 2	**(b)** Service Codes (see instructions)	**(c)** Enter amount of indirect compensation
SEGAL SELECT INSURANCE SERVICES, IN	53	556

(d) Enter name and EIN (address) of source of indirect compensation	**(e)** Describe the indirect compensation, including any formula used to determine the service provider's eligibility for or the amount of the indirect compensation.
RLI INSURANCE 37-0915434	INSURANCE BROKERAGE COMMISSIONS AND FEES

(a) Enter service provider name as it appears on line 2	**(b)** Service Codes (see instructions)	**(c)** Enter amount of indirect compensation
SEGAL SELECT INSURANCE SERVICES, IN	53	277

(d) Enter name and EIN (address) of source of indirect compensation	**(e)** Describe the indirect compensation, including any formula used to determine the service provider's eligibility for or the amount of the indirect compensation.
MCGOWAN PROGRAM ADMINISTRATORS 35-1176039	INSURANCE BROKERAGE COMMISSIONS AND FEES

Part I Service Provider Information (continued)

3. If you reported on line 2 receipt of indirect compensation, other than eligible indirect compensation, by a service provider, and the service provider is a fiduciary or provides contract administrator, consulting, custodial, investment advisory, investment management, broker, or recordkeeping services, answer the following questions for (a) each source from whom the service provider received $1,000 or more in indirect compensation and (b) each source for whom the service provider gave you a formula used to determine the indirect compensation instead of an amount or estimated amount of the indirect compensation. Complete as many entries as needed to report the required information for each source.

(a) Enter service provider name as it appears on line 2	**(b)** Service Codes (see instructions)	**(c)** Enter amount of indirect compensation
SEGAL SELECT INSURANCE SERVICES, IN	53	243

(d) Enter name and EIN (address) of source of indirect compensation	**(e)** Describe the indirect compensation, including any formula used to determine the service provider's eligibility for or the amount of the indirect compensation.
TRAVELERS INSURANCE 06-0566090	INSURANCE BROKERAGE COMMISSIONS AND FEES

(a) Enter service provider name as it appears on line 2	**(b)** Service Codes (see instructions)	**(c)** Enter amount of indirect compensation

(d) Enter name and EIN (address) of source of indirect compensation	**(e)** Describe the indirect compensation, including any formula used to determine the service provider's eligibility for or the amount of the indirect compensation.

(a) Enter service provider name as it appears on line 2	**(b)** Service Codes (see instructions)	**(c)** Enter amount of indirect compensation

(d) Enter name and EIN (address) of source of indirect compensation	**(e)** Describe the indirect compensation, including any formula used to determine the service provider's eligibility for or the amount of the indirect compensation.

Part II Service Providers Who Fail or Refuse to Provide Information

4 Provide, to the extent possible, the following information for each service provider who failed or refused to provide the information necessary to complete this Schedule.

(a) Enter name and EIN or address of service provider (see instructions)	(b) Nature of Service Code(s)	(c) Describe the information that the service provider failed or refused to provide
THE NOTTINGHAM GROUP 2883 E SPRING ST #100 LONG BEACH, CA 90806	49 50	DIRECT FEES

(a) Enter name and EIN or address of service provider (see instructions)	(b) Nature of Service Code(s)	(c) Describe the information that the service provider failed or refused to provide

(a) Enter name and EIN or address of service provider (see instructions)	(b) Nature of Service Code(s)	(c) Describe the information that the service provider failed or refused to provide

(a) Enter name and EIN or address of service provider (see instructions)	(b) Nature of Service Code(s)	(c) Describe the information that the service provider failed or refused to provide

(a) Enter name and EIN or address of service provider (see instructions)	(b) Nature of Service Code(s)	(c) Describe the information that the service provider failed or refused to provide

(a) Enter name and EIN or address of service provider (see instructions)	(b) Nature of Service Code(s)	(c) Describe the information that the service provider failed or refused to provide

Part III Termination Information on Accountants and Enrolled Actuaries (see instructions)

(complete as many entries as needed)

a Name:	**b** EIN:
c Position:	
d Address:	**e** Telephone:

Explanation:

a Name:	**b** EIN:
c Position:	
d Address:	**e** Telephone:

Explanation:

a Name:	**b** EIN:
c Position:	
d Address:	**e** Telephone:

Explanation:

a Name:	**b** EIN:
c Position:	
d Address:	**e** Telephone:

Explanation:

a Name:	**b** EIN:
c Position:	
d Address:	**e** Telephone:

Explanation:

SCHEDULE D (Form 5500)

Department of the Treasury
Internal Revenue Service

Department of Labor
Employee Benefits Security Administration

DFE/Participating Plan Information

This schedule is required to be filed under section 104 of the Employee Retirement Income Security Act of 1974 (ERISA).

▶ **File as an attachment to Form 5500.**

OMB No. 1210-0110

2022

This Form is Open to Public Inspection.

For calendar plan year 2022 or fiscal plan year beginning 01/01/2022 and ending 12/31/2022

A Name of plan
BOILERMAKERS NATIONAL ANNUITY TRUST

B Three-digit plan number (PN) ▶ 001

C Plan or DFE sponsor's name as shown on line 2a of Form 5500
BOARD OF TRUSTEES BOILERMAKERS NATIONAL ANNUITY

D Employer Identification Number (EIN)
48-1029345

Part I **Information on interests in MTIAs, CCTs, PSAs, and 103-12 IEs (to be completed by plans and DFEs)**
(Complete as many entries as needed to report all interests in DFEs)

a Name of MTIA, CCT, PSA, or 103-12 IE: ASB LABOR EQUITY INDEX FUND

b Name of sponsor of entity listed in (a): CHEVY CHASE TRUST COMPANY

c EIN-PN	**d** Entity code	**e** Dollar value of interest in MTIA, CCT, PSA, or 103-12 IE at end of year (see instructions)
27-3350609-010	C	55626079

a Name of MTIA, CCT, PSA, or 103-12 IE: PRUDENTIAL RETIREMENT REAL ESTATE F

b Name of sponsor of entity listed in (a): PRUDENTIAL RETIREMENT INSURANCE AND ANNUITY CO.

c EIN-PN	**d** Entity code	**e** Dollar value of interest in MTIA, CCT, PSA, or 103-12 IE at end of year (see instructions)
06-1050034-544	P	61408747

a Name of MTIA, CCT, PSA, or 103-12 IE: COMMINGLED PENSION TRUST FUND (EMER

b Name of sponsor of entity listed in (a): JPMORGAN CHASE BANK N.A.

c EIN-PN	**d** Entity code	**e** Dollar value of interest in MTIA, CCT, PSA, or 103-12 IE at end of year (see instructions)
13-3635124-001	C	21846423

a Name of MTIA, CCT, PSA, or 103-12 IE: COMMINGLED PENSION TRUST FUND (US A

b Name of sponsor of entity listed in (a): JPMORGAN CHASE BANK N.A.

c EIN-PN	**d** Entity code	**e** Dollar value of interest in MTIA, CCT, PSA, or 103-12 IE at end of year (see instructions)
20-6201314-001	C	55185857

a Name of MTIA, CCT, PSA, or 103-12 IE: TS&W INTERNATIONAL SMALL CAP EQUITY

b Name of sponsor of entity listed in (a): GLOBAL TRUST COMPANY

c EIN-PN	**d** Entity code	**e** Dollar value of interest in MTIA, CCT, PSA, or 103-12 IE at end of year (see instructions)
26-6773274-002	C	28644527

a Name of MTIA, CCT, PSA, or 103-12 IE: STATE STREET RUSSELL 1000(R) VALUE

b Name of sponsor of entity listed in (a): STATE STREET GLOBAL ADVISORS TRUST COMPANY

c EIN-PN	**d** Entity code	**e** Dollar value of interest in MTIA, CCT, PSA, or 103-12 IE at end of year (see instructions)
90-0337987-123	C	88867624

a Name of MTIA, CCT, PSA, or 103-12 IE: LOOMIS SAYLES CORE PLUS FIXED INCOM

b Name of sponsor of entity listed in (a): LOOMIS SAYLES TRUST COMPANY, LLC

c EIN-PN	**d** Entity code	**e** Dollar value of interest in MTIA, CCT, PSA, or 103-12 IE at end of year (see instructions)
84-6391546-010	C	148814459

a Name of MTIA, CCT, PSA, or 103-12 IE: BLACKROCK TOTAL RETURN BOND FUND F

b Name of sponsor of entity listed in (a): BLACKROCK INSTITUTIONAL TRUST COMPANY, N.A.

c EIN-PN 47-1222253-001	**d** Entity code C	**e** Dollar value of interest in MTIA, CCT, PSA, or 103-12 IE at end of year (see instructions) 146079089

a Name of MTIA, CCT, PSA, or 103-12 IE:

b Name of sponsor of entity listed in (a):

c EIN-PN	**d** Entity code	**e** Dollar value of interest in MTIA, CCT, PSA, or 103-12 IE at end of year (see instructions)

a Name of MTIA, CCT, PSA, or 103-12 IE:

b Name of sponsor of entity listed in (a):

c EIN-PN	**d** Entity code	**e** Dollar value of interest in MTIA, CCT, PSA, or 103-12 IE at end of year (see instructions)

a Name of MTIA, CCT, PSA, or 103-12 IE:

b Name of sponsor of entity listed in (a):

c EIN-PN	**d** Entity code	**e** Dollar value of interest in MTIA, CCT, PSA, or 103-12 IE at end of year (see instructions)

a Name of MTIA, CCT, PSA, or 103-12 IE:

b Name of sponsor of entity listed in (a):

c EIN-PN	**d** Entity code	**e** Dollar value of interest in MTIA, CCT, PSA, or 103-12 IE at end of year (see instructions)

a Name of MTIA, CCT, PSA, or 103-12 IE:

b Name of sponsor of entity listed in (a):

c EIN-PN	**d** Entity code	**e** Dollar value of interest in MTIA, CCT, PSA, or 103-12 IE at end of year (see instructions)

a Name of MTIA, CCT, PSA, or 103-12 IE:

b Name of sponsor of entity listed in (a):

c EIN-PN	**d** Entity code	**e** Dollar value of interest in MTIA, CCT, PSA, or 103-12 IE at end of year (see instructions)

a Name of MTIA, CCT, PSA, or 103-12 IE:

b Name of sponsor of entity listed in (a):

c EIN-PN	**d** Entity code	**e** Dollar value of interest in MTIA, CCT, PSA, or 103-12 IE at end of year (see instructions)

a Name of MTIA, CCT, PSA, or 103-12 IE:

b Name of sponsor of entity listed in (a):

c EIN-PN	**d** Entity code	**e** Dollar value of interest in MTIA, CCT, PSA, or 103-12 IE at end of year (see instructions)

a Name of MTIA, CCT, PSA, or 103-12 IE:

b Name of sponsor of entity listed in (a):

c EIN-PN	**d** Entity code	**e** Dollar value of interest in MTIA, CCT, PSA, or 103-12 IE at end of year (see instructions)

a Name of MTIA, CCT, PSA, or 103-12 IE:

b Name of sponsor of entity listed in (a):

c EIN-PN	**d** Entity code	**e** Dollar value of interest in MTIA, CCT, PSA, or 103-12 IE at end of year (see instructions)

Part II Information on Participating Plans (to be completed by DFEs)

(Complete as many entries as needed to report all participating plans)

a Plan name

b Name of plan sponsor	**c** EIN-PN

a Plan name

b Name of plan sponsor	**c** EIN-PN

a Plan name

b Name of plan sponsor	**c** EIN-PN

a Plan name

b Name of plan sponsor	**c** EIN-PN

a Plan name

b Name of plan sponsor	**c** EIN-PN

a Plan name

b Name of plan sponsor	**c** EIN-PN

a Plan name

b Name of plan sponsor	**c** EIN-PN

a Plan name

b Name of plan sponsor	**c** EIN-PN

a Plan name

b Name of plan sponsor	**c** EIN-PN

a Plan name

b Name of plan sponsor	**c** EIN-PN

a Plan name

b Name of plan sponsor	**c** EIN-PN

a Plan name

b Name of plan sponsor	**c** EIN-PN

a Plan name

b Name of plan sponsor	**c** EIN-PN

a Plan name

b Name of plan sponsor	**c** EIN-PN

SCHEDULE H (Form 5500)

Department of the Treasury
Internal Revenue Service

Department of Labor
Employee Benefits Security Administration

Pension Benefit Guaranty Corporation

Financial Information

This schedule is required to be filed under section 104 of the Employee Retirement Income Security Act of 1974 (ERISA), and section 6058(a) of the Internal Revenue Code (the Code).

▶ **File as an attachment to Form 5500.**

OMB No. 1210-0110

2022

This Form is Open to Public Inspection

For calendar plan year 2022 or fiscal plan year beginning 01/01/2022 and ending 12/31/2022

A Name of plan
BOILERMAKERS NATIONAL ANNUITY TRUST

B Three-digit plan number (PN) ▶ 001

C Plan sponsor's name as shown on line 2a of Form 5500
BOARD OF TRUSTEES BOILERMAKERS NATIONAL ANNUITY

D Employer Identification Number (EIN)
48-1029345

Part I Asset and Liability Statement

1 Current value of plan assets and liabilities at the beginning and end of the plan year. Combine the value of plan assets held in more than one trust. Report the value of the plan's interest in a commingled fund containing the assets of more than one plan on a line-by-line basis unless the value is reportable on lines 1c(9) through 1c(14). Do not enter the value of that portion of an insurance contract which guarantees, during this plan year, to pay a specific dollar benefit at a future date. **Round off amounts to the nearest dollar.** MTIAs, CCTs, PSAs, and 103-12 IEs do not complete lines 1b(1), 1b(2), 1c(8), 1g, 1h, and 1i. CCTs, PSAs, and 103-12 IEs also do not complete lines 1d and 1e. See instructions.

Assets		(a) Beginning of Year	(b) End of Year
a Total noninterest-bearing cash	1a	1539199	2036948
b Receivables (less allowance for doubtful accounts):			
(1) Employer contributions	1b(1)	4519000	4709000
(2) Participant contributions	1b(2)		
(3) Other	1b(3)	4423461	8102301
c General investments:			
(1) Interest-bearing cash (include money market accounts & certificates of deposit)	1c(1)	29168713	25018488
(2) U.S. Government securities	1c(2)	109055853	105110145
(3) Corporate debt instruments (other than employer securities):			
(A) Preferred	1c(3)(A)		
(B) All other	1c(3)(B)	110122451	95067278
(4) Corporate stocks (other than employer securities):			
(A) Preferred	1c(4)(A)		
(B) Common	1c(4)(B)	182737668	142928953
(5) Partnership/joint venture interests	1c(5)		
(6) Real estate (other than employer real property)	1c(6)		
(7) Loans (other than to participants)	1c(7)		
(8) Participant loans	1c(8)	13757279	12500956
(9) Value of interest in common/collective trusts	1c(9)	640368358	545064058
(10) Value of interest in pooled separate accounts	1c(10)	73620350	61408747
(11) Value of interest in master trust investment accounts	1c(11)		
(12) Value of interest in 103-12 investment entities	1c(12)		
(13) Value of interest in registered investment companies (e.g., mutual funds)	1c(13)		
(14) Value of funds held in insurance company general account (unallocated contracts)	1c(14)		
(15) Other	1c(15)	158253038	169300898

		(a) Beginning of Year	(b) End of Year
1d Employer-related investments:			
(1) Employer securities	1d(1)		
(2) Employer real property	1d(2)		
e Buildings and other property used in plan operation	1e		
f Total assets (add all amounts in lines 1a through 1e)	1f	1327565370	1171247772
Liabilities			
g Benefit claims payable	1g		
h Operating payables	1h	1055884	922959
i Acquisition indebtedness	1i		
j Other liabilities	1j	56435483	80538364
k Total liabilities (add all amounts in lines 1g through1j)	1k	57491367	81461323
Net Assets			
l Net assets (subtract line 1k from line 1f)	1l	1270074003	1089786449

Part II Income and Expense Statement

2 Plan income, expenses, and changes in net assets for the year. Include all income and expenses of the plan, including any trust(s) or separately maintained fund(s) and any payments/receipts to/from insurance carriers. Round off amounts to the nearest dollar. MTIAs, CCTs, PSAs, and 103-12 IEs do not complete lines 2a, 2b(1)(E), 2e, 2f, and 2g.

Income		(a) Amount	(b) Total
a Contributions:			
(1) Received or receivable in cash from: **(A)** Employers	2a(1)(A)	84004137	
(B) Participants	2a(1)(B)		
(C) Others (including rollovers)	2a(1)(C)		
(2) Noncash contributions	2a(2)		
(3) Total contributions. Add lines **2a(1)(A), (B), (C),** and line **2a(2)**	2a(3)		84004137
b Earnings on investments:			
(1) Interest:			
(A) Interest-bearing cash (including money market accounts and certificates of deposit)	2b(1)(A)	410949	
(B) U.S. Government securities	2b(1)(B)	1524148	
(C) Corporate debt instruments	2b(1)(C)	4897941	
(D) Loans (other than to participants)	2b(1)(D)		
(E) Participant loans	2b(1)(E)	608611	
(F) Other	2b(1)(F)	3888470	
(G) Total interest. Add lines **2b(1)(A)** through **(F)**	2b(1)(G)		11330119
(2) Dividends: **(A)** Preferred stock	2b(2)(A)		
(B) Common stock	2b(2)(B)	2560185	
(C) Registered investment company shares (e.g. mutual funds)	2b(2)(C)		
(D) Total dividends. Add lines **2b(2)(A)**, **(B)**, and **(C)**	2b(2)(D)		2560185
(3) Rents	2b(3)		
(4) Net gain (loss) on sale of assets: **(A)** Aggregate proceeds	2b(4)(A)	650975824	
(B) Aggregate carrying amount (see instructions)	2b(4)(B)	634314771	
(C) Subtract line **2b(4)(B)** from line **2b(4)(A)** and enter result	2b(4)(C)		16661053
(5) Unrealized appreciation (depreciation) of assets: **(A)** Real estate	2b(5)(A)		
(B) Other	2b(5)(B)	-72585574	
(C) Total unrealized appreciation of assets. Add lines **2b(5)(A)** and **(B)**	2b(5)(C)		-72585574

		(a) Amount	(b) Total
(6) Net investment gain (loss) from common/collective trusts	2b(6)		-89523417
(7) Net investment gain (loss) from pooled separate accounts	2b(7)		-27518283
(8) Net investment gain (loss) from master trust investment accounts	2b(8)		
(9) Net investment gain (loss) from 103-12 investment entities	2b(9)		
(10) Net investment gain (loss) from registered investment companies (e.g., mutual funds)	2b(10)		
c Other income	2c		80355
d Total income. Add all **income** amounts in column (b) and enter total	2d		-74991425
Expenses			
e Benefit payment and payments to provide benefits:			
(1) Directly to participants or beneficiaries, including direct rollovers	2e(1)	100304305	
(2) To insurance carriers for the provision of benefits	2e(2)		
(3) Other	2e(3)		
(4) Total benefit payments. Add lines **2e(1)** through **(3)**	2e(4)		100304305
f Corrective distributions (see instructions)	2f		
g Certain deemed distributions of participant loans (see instructions)	2g		-2171924
h Interest expense	2h		
i Administrative expenses: (1) Professional fees	2i(1)	464439	
(2) Contract administrator fees	2i(2)	862447	
(3) Investment advisory and management fees	2i(3)	3679351	
(4) Other	2i(4)	2157511	
(5) Total administrative expenses. Add lines **2i(1)** through **(4)**	2i(5)		7163748
j Total expenses. Add all **expense** amounts in column (b) and enter total	2j		105296129
Net Income and Reconciliation			
k Net income (loss). Subtract line **2j** from line **2d**	2k		-180287554
l Transfers of assets:			
(1) To this plan	2l(1)		
(2) From this plan	2l(2)		

Part III Accountant's Opinion

3 Complete lines 3a through 3c if the opinion of an independent qualified public accountant is attached to this Form 5500. Complete line 3d if an opinion is not attached.

a The attached opinion of an independent qualified public accountant for this plan is (see instructions):

(1) [X] Unmodified **(2)** [ ] Qualified **(3)** [ ] Disclaimer **(4)** [ ] Adverse

b Check the appropriate box(es) to indicate whether the IQPA performed an ERISA section 103(a)(3)(C) audit. Check both boxes (1) and (2) if the audit was performed pursuant to both 29 CFR 2520.103-8 and 29 CFR 2520.103-12(d). Check box (3) if pursuant to neither.

(1) [ ] DOL Regulation 2520.103-8 **(2)** [ ] DOL Regulation 2520.103-12(d) **(3)** [X] neither DOL Regulation 2520.103-8 nor DOL Regulation 2520.103-12(d).

c Enter the name and EIN of the accountant (or accounting firm) below:

(1) Name: CLIFTONLARSONALLEN LLP **(2)** EIN: 41-0746749

d The opinion of an independent qualified public accountant is **not attached** because:

(1) [ ] This form is filed for a CCT, PSA, or MTIA. **(2)** [ ] It will be attached to the next Form 5500 pursuant to 29 CFR 2520.104-50.

Part IV Compliance Questions

4 CCTs and PSAs do not complete Part IV. MTIAs, 103-12 IEs, and GIAs do not complete lines 4a, 4e, 4f, 4g, 4h, 4k, 4m, 4n, or 5. 103-12 IEs also do not complete lines 4j and 4l. MTIAs also do not complete line 4l.

During the plan year:

		Yes	No	Amount
a Was there a failure to transmit to the plan any participant contributions within the time period described in 29 CFR 2510.3-102? Continue to answer "Yes" for any prior year failures until fully corrected. (See instructions and DOL's Voluntary Fiduciary Correction Program.)	4a		X	

		Yes	No	Amount
b Were any loans by the plan or fixed income obligations due the plan in default as of the close of the plan year or classified during the year as uncollectible? Disregard participant loans secured by participant's account balance. (Attach Schedule G (Form 5500) Part I if "Yes" is checked.)	4b		X	
c Were any leases to which the plan was a party in default or classified during the year as uncollectible? (Attach Schedule G (Form 5500) Part II if "Yes" is checked.)	4c		X	
d Were there any nonexempt transactions with any party-in-interest? (Do not include transactions reported on line 4a. Attach Schedule G (Form 5500) Part III if "Yes" is checked.)	4d		X	
e Was this plan covered by a fidelity bond?	4e	X		25000000
f Did the plan have a loss, whether or not reimbursed by the plan's fidelity bond, that was caused by fraud or dishonesty?	4f		X	
g Did the plan hold any assets whose current value was neither readily determinable on an established market nor set by an independent third party appraiser?	4g	X		606472805
h Did the plan receive any noncash contributions whose value was neither readily determinable on an established market nor set by an independent third party appraiser?	4h		X	
i Did the plan have assets held for investment? (Attach schedule(s) of assets if "Yes" is checked, and see instructions for format requirements.)	4i	X		
j Were any plan transactions or series of transactions in excess of 5% of the current value of plan assets? (Attach schedule of transactions if "Yes" is checked and see instructions for format requirements.)	4j	X		
k Were all the plan assets either distributed to participants or beneficiaries, transferred to another plan, or brought under the control of the PBGC?	4k		X	
l Has the plan failed to provide any benefit when due under the plan?	4l		X	
m If this is an individual account plan, was there a blackout period? (See instructions and 29 CFR 2520.101-3.)	4m		X	
n If 4m was answered "Yes," check the "Yes" box if you either provided the required notice or one of the exceptions to providing the notice applied under 29 CFR 2520.101-3.	4n			

5a Has a resolution to terminate the plan been adopted during the plan year or any prior plan year? ☐ Yes ☒ No
If "Yes," enter the amount of any plan assets that reverted to the employer this year _____.

5b If, during this plan year, any assets or liabilities were transferred from this plan to another plan(s), identify the plan(s) to which assets or liabilities were transferred. (See instructions.)

5b(1) Name of plan(s)	**5b(2)** EIN(s)	**5b(3)** PN(s)

5c Was the plan a defined benefit plan covered under the PBGC insurance program at any time during this plan year? (See ERISA section 4021 and instructions.) ☐ Yes ☐ No ☐ Not determined
If "Yes" is checked, enter the My PAA confirmation number from the PBGC premium filing for this plan year _____.

SCHEDULE R (Form 5500)

Department of the Treasury
Internal Revenue Service

Department of Labor
Employee Benefits Security Administration

Pension Benefit Guaranty Corporation

Retirement Plan Information

This schedule is required to be filed under sections 104 and 4065 of the Employee Retirement Income Security Act of 1974 (ERISA) and section 6058(a) of the Internal Revenue Code (the Code).

▶ **File as an attachment to Form 5500.**

OMB No. 1210-0110

2022

This Form is Open to Public Inspection.

For calendar plan year 2022 or fiscal plan year beginning 01/01/2022 and ending 12/31/2022

A Name of plan
BOILERMAKERS NATIONAL ANNUITY TRUST

B Three-digit plan number (PN) ▶ 001

C Plan sponsor's name as shown on line 2a of Form 5500
BOARD OF TRUSTEES BOILERMAKERS NATIONAL ANNUITY

D Employer Identification Number (EIN)
48-1029345

Part I Distributions

All references to distributions relate only to payments of benefits during the plan year.

1 Total value of distributions paid in property other than in cash or the forms of property specified in the instructions **1** 0

2 Enter the EIN(s) of payor(s) who paid benefits on behalf of the plan to participants or beneficiaries during the year (if more than two, enter EINs of the two payors who paid the greatest dollar amounts of benefits):

EIN(s): 22-1211670

Profit-sharing plans, ESOPs, and stock bonus plans, skip line 3.

3 Number of participants (living or deceased) whose benefits were distributed in a single sum, during the plan year **3**

Part II Funding Information (If the plan is not subject to the minimum funding requirements of section 412 of the Internal Revenue Code or ERISA section 302, skip this Part.)

4 Is the plan administrator making an election under Code section 412(d)(2) or ERISA section 302(d)(2)? ..... ☐ **Yes** ☐ **No** ☐ **N/A**

If the plan is a defined benefit plan, go to line 8.

5 If a waiver of the minimum funding standard for a prior year is being amortized in this plan year, see instructions and enter the date of the ruling letter granting the waiver. **Date:** Month _____ Day _____ Year _____

If you completed line 5, complete lines 3, 9, and 10 of Schedule MB and do not complete the remainder of this schedule.

6 **a** Enter the minimum required contribution for this plan year (include any prior year accumulated funding deficiency not waived) **6a**

b Enter the amount contributed by the employer to the plan for this plan year **6b**

c Subtract the amount in line 6b from the amount in line 6a. Enter the result (enter a minus sign to the left of a negative amount) **6c**

If you completed line 6c, skip lines 8 and 9.

7 Will the minimum funding amount reported on line 6c be met by the funding deadline? ..... ☐ **Yes** ☐ **No** ☐ **N/A**

8 If a change in actuarial cost method was made for this plan year pursuant to a revenue procedure or other authority providing automatic approval for the change or a class ruling letter, does the plan sponsor or plan administrator agree with the change? ..... ☐ **Yes** ☐ **No** ☐ **N/A**

Part III Amendments

9 If this is a defined benefit pension plan, were any amendments adopted during this plan year that increased or decreased the value of benefits? If yes, check the appropriate box. If no, check the "No" box. ..... ☐ **Increase** ☐ **Decrease** ☐ **Both** ☐ **No**

Part IV ESOPs (see instructions). If this is not a plan described under section 409(a) or 4975(e)(7) of the Internal Revenue Code, skip this Part.

10 Were unallocated employer securities or proceeds from the sale of unallocated securities used to repay any exempt loan? ..... ☐ **Yes** ☐ **No**

11 **a** Does the ESOP hold any preferred stock? ..... ☐ **Yes** ☐ **No**

b If the ESOP has an outstanding exempt loan with the employer as lender, is such loan part of a "back-to-back" loan? (See instructions for definition of "back-to-back" loan.) ..... ☐ **Yes** ☐ **No**

12 Does the ESOP hold any stock that is not readily tradable on an established securities market? ..... ☐ **Yes** ☐ **No**

Part V Additional Information for Multiemployer Defined Benefit Pension Plans

13 Enter the following information for each employer that (1) contributed more than 5% of total contributions to the plan during the plan year or (2) was one of the top-ten highest contributors (measured in dollars). See instructions. *Complete as many entries as needed to report all applicable employers.*

a Name of contributing employer

b EIN **c** Dollar amount contributed by employer

d Date collective bargaining agreement expires *(If employer contributes under more than one collective bargaining agreement, check box* ☐ *and see instructions regarding required attachment. Otherwise, enter the applicable date.)* Month _____ Day _____ Year _____

e Contribution rate information *(If more than one rate applies, check this box* ☐ *and see instructions regarding required attachment. Otherwise, complete lines 13e(1) and 13e(2).)*
(1) Contribution rate (in dollars and cents) _____
(2) Base unit measure: ☐ Hourly ☐ Weekly ☐ Unit of production ☐ Other (specify):

---

a Name of contributing employer

b EIN **c** Dollar amount contributed by employer

d Date collective bargaining agreement expires *(If employer contributes under more than one collective bargaining agreement, check box* ☐ *and see instructions regarding required attachment. Otherwise, enter the applicable date.)* Month _____ Day _____ Year _____

e Contribution rate information *(If more than one rate applies, check this box* ☐ *and see instructions regarding required attachment. Otherwise, complete lines 13e(1) and 13e(2).)*
(1) Contribution rate (in dollars and cents) _____
(2) Base unit measure: ☐ Hourly ☐ Weekly ☐ Unit of production ☐ Other (specify): _____

---

a Name of contributing employer

b EIN **c** Dollar amount contributed by employer

d Date collective bargaining agreement expires *(If employer contributes under more than one collective bargaining agreement, check box* ☐ *and see instructions regarding required attachment. Otherwise, enter the applicable date.)* Month _____ Day _____ Year _____

e Contribution rate information *(If more than one rate applies, check this box* ☐ *and see instructions regarding required attachment. Otherwise, complete lines 13e(1) and 13e(2).)*
(1) Contribution rate (in dollars and cents) _____
(2) Base unit measure: ☐ Hourly ☐ Weekly ☐ Unit of production ☐ Other (specify): _____

---

a Name of contributing employer

b EIN **c** Dollar amount contributed by employer

d Date collective bargaining agreement expires *(If employer contributes under more than one collective bargaining agreement, check box* ☐ *and see instructions regarding required attachment. Otherwise, enter the applicable date.)* Month _____ Day _____ Year _____

e Contribution rate information *(If more than one rate applies, check this box* ☐ *and see instructions regarding required attachment. Otherwise, complete lines 13e(1) and 13e(2).)*
(1) Contribution rate (in dollars and cents) _____
(2) Base unit measure: ☐ Hourly ☐ Weekly ☐ Unit of production ☐ Other (specify): _____

---

a Name of contributing employer

b EIN **c** Dollar amount contributed by employer

d Date collective bargaining agreement expires *(If employer contributes under more than one collective bargaining agreement, check box* ☐ *and see instructions regarding required attachment. Otherwise, enter the applicable date.)* Month _____ Day _____ Year _____

e Contribution rate information *(If more than one rate applies, check this box* ☐ *and see instructions regarding required attachment. Otherwise, complete lines 13e(1) and 13e(2).)*
(1) Contribution rate (in dollars and cents) _____
(2) Base unit measure: ☐ Hourly ☐ Weekly ☐ Unit of production ☐ Other (specify): _____

---

a Name of contributing employer

b EIN **c** Dollar amount contributed by employer

d Date collective bargaining agreement expires *(If employer contributes under more than one collective bargaining agreement, check box* ☐ *and see instructions regarding required attachment. Otherwise, enter the applicable date.)* Month _____ Day _____ Year _____

e Contribution rate information *(If more than one rate applies, check this box* ☐ *and see instructions regarding required attachment. Otherwise, complete lines 13e(1) and 13e(2).)*
(1) Contribution rate (in dollars and cents) _____
(2) Base unit measure: ☐ Hourly ☐ Weekly ☐ Unit of production ☐ Other (specify): _____

14 Enter the number of deferred vested and retired participants (inactive participants), as of the beginning of the plan year, whose contributing employer is no longer making contributions to the plan for:

a The current plan year. Check the box to indicate the counting method used to determine the number of inactive participants: ☐ last contributing employer ☐ alternative ☐ reasonable approximation (see instructions for required attachment)	**14a**	
b The plan year immediately preceding the current plan year. ☐ Check the box if the number reported is a change from what was previously reported (see instructions for required attachment)	**14b**	
c The second preceding plan year. ☐ Check the box if the number reported is a change from what was previously reported (see instructions for required attachment)	**14c**	

15 Enter the ratio of the number of participants under the plan on whose behalf no employer had an obligation to make an employer contribution during the current plan year to:

a The corresponding number for the plan year immediately preceding the current plan year	**15a**	
b The corresponding number for the second preceding plan year	**15b**	

16 Information with respect to any employers who withdrew from the plan during the preceding plan year:

a Enter the number of employers who withdrew during the preceding plan year	**16a**	
b If line 16a is greater than 0, enter the aggregate amount of withdrawal liability assessed or estimated to be assessed against such withdrawn employers	**16b**	

17 If assets and liabilities from another plan have been transferred to or merged with this plan during the plan year, check box and see instructions regarding supplemental information to be included as an attachment ☐

Part VI Additional Information for Single-Employer and Multiemployer Defined Benefit Pension Plans

18 If any liabilities to participants or their beneficiaries under the plan as of the end of the plan year consist (in whole or in part) of liabilities to such participants and beneficiaries under two or more pension plans as of immediately before such plan year, check box and see instructions regarding supplemental information to be included as an attachment ☐

19 If the total number of participants is 1,000 or more, complete lines (a) through (c)

a Enter the percentage of plan assets held as:
Stock: _____% Investment-Grade Debt: _____% High-Yield Debt: _____% Real Estate: _____% Other: _____%

b Provide the average duration of the combined investment-grade and high-yield debt:
☐ 0-3 years ☐ 3-6 years ☐ 6-9 years ☐ 9-12 years ☐ 12-15 years ☐ 15-18 years ☐ 18-21 years ☐ 21 years or more

c What duration measure was used to calculate line 19(b)?
☐ Effective duration ☐ Macaulay duration ☐ Modified duration ☐ Other (specify):

20 **PBGC missed contribution reporting requirements.** If this is a multiemployer plan or a single-employer plan that is not covered by PBGC, skip line 20.

a Is the amount of unpaid minimum required contributions for all years from Schedule SB (Form 5500) line 40 greater than zero? ☐ Yes ☐ No

b If line 20a is "Yes," has PBGC been notified as required by ERISA sections 4043(c)(5) and/or 303(k)(4)? Check the applicable box:

☐ Yes.

☐ No. Reporting was waived under 29 CFR 4043.25(c)(2) because contributions equal to or exceeding the unpaid minimum required contribution were made by the 30th day after the due date.

☐ No. The 30-day period referenced in 29 CFR 4043.25(c)(2) has not yet ended, and the sponsor intends to make a contribution equal to or exceeding the unpaid minimum required contribution by the 30th day after the due date.

☐ No. Other. Provide explanation_____

BOILERMAKERS NATIONAL ANNUITY TRUST

FINANCIAL STATEMENTS AND SUPPLEMENTAL INFORMATION

YEARS ENDED DECEMBER 31, 2022 AND 2021



CPAs | CONSULTANTS | WEALTH ADVISORS

CLAconnect.com

BOILERMAKERS NATIONAL ANNUITY TRUST
TABLE OF CONTENTS
YEARS ENDED DECEMBER 31, 2022 AND 2021

INDEPENDENT AUDITORS' REPORT	**1**
FINANCIAL STATEMENTS	
STATEMENTS OF NET ASSETS AVAILABLE FOR BENEFITS	**4**
STATEMENTS OF CHANGES IN NET ASSETS AVAILABLE FOR BENEFITS	**5**
NOTES TO FINANCIAL STATEMENTS	**6**
ADDITIONAL INFORMATION	
SCHEDULES OF ADMINISTRATIVE EXPENSES	**16**
SUPPLEMENTAL INFORMATION (ATTACHMENTS TO FORM 5500)	
SCHEDULE H, LINE 4i—SCHEDULE OF ASSETS (HELD AT END OF YEAR)	**17**
SCHEDULE H, LINE 4j—SCHEDULE OF REPORTABLE TRANSACTIONS	**96**

CliftonLarsonAllen LLP
CLAconnect.com

INDEPENDENT AUDITORS' REPORT

Board of Trustees
Boilermakers National Annuity Trust
Kansas City, Missouri

Report on the Audit of the Financial Statements

Opinion

We have audited the accompanying financial statements of Boilermakers National Annuity Trust, an employee benefit plan subject to the Employee Retirement Income Security Act of 1974 (ERISA), which comprise the statements of net assets available for benefits as of December 31, 2022 and 2021, and the related statements of changes in net assets available for benefits for the years then ended, and the related notes to the financial statements.

In our opinion, the financial statements referred to above present fairly, in all material respects, the net assets available for benefits of Boilermakers National Annuity Trust as December 31, 2022 and 2021, and the changes in its net assets available for benefits for the years then ended, in accordance with accounting principles generally accepted in the United States of America.

Basis for Opinion

We conducted our audits in accordance with auditing standards generally accepted in the United States of America (GAAS). Our responsibilities under those standards are further described in the Auditors' Responsibilities for the Audit of the Financial Statements section of our report. We are required to be independent of Boilermakers National Annuity Trust and to meet our other ethical responsibilities in accordance with the relevant ethical requirements relating to our audits. We believe that the audit evidence we have obtained is sufficient and appropriate to provide a basis for our audit opinion.

Responsibilities of Management for the Financial Statements

Management is responsible for the preparation and fair presentation of the financial statements in accordance with accounting principles generally accepted in the United States of America, and for the design, implementation, and maintenance of internal control relevant to the preparation and fair presentation of financial statements that are free from material misstatement, whether due to fraud or error.

In preparing the financial statements, management is required to evaluate whether there are conditions or events, considered in the aggregate, that raise substantial doubt about Boilermakers National Annuity Trust's ability to continue as a going concern for one year after the date that the financial statements are available to be issued.

CLA (CliftonLarsonAllen LLP) is an independent network member of CLA Global. See CLAglobal.com/disclaimer.

Management is also responsible for maintaining a current plan instrument, including all plan amendments, administering the plan, and determining that the plan's transactions that are presented and disclosed in the financial statements are in conformity with the plan's provisions, including maintaining sufficient records with respect to each of the participants, to determine the benefits due or which may become due to such participants.

Auditors' Responsibilities for the Audit of the Financial Statements

Our objectives are to obtain reasonable assurance about whether the financial statements as a whole are free from material misstatement, whether due to fraud or error, and to issue an auditors' report that includes our opinion. Reasonable assurance is a high level of assurance but is not absolute assurance and therefore is not a guarantee that an audit conducted in accordance with GAAS will always detect a material misstatement when it exists. The risk of not detecting a material misstatement resulting from fraud is higher than for one resulting from error, as fraud may involve collusion, forgery, intentional omissions, misrepresentations, or the override of internal control. Misstatements are considered material if there is a substantial likelihood that, individually or in the aggregate, they would influence the judgment made by a reasonable user based on the financial statements.

In performing an audit in accordance with GAAS, we:

- Exercise professional judgment and maintain professional skepticism throughout the audit.

- Identify and assess the risks of material misstatement of the financial statements, whether due to fraud or error, and design and perform audit procedures responsive to those risks. Such procedures include examining, on a test basis, evidence regarding the amounts and disclosures in the financial statements.

- Obtain an understanding of internal control relevant to the audit in order to design audit procedures that are appropriate in the circumstances, but not for the purpose of expressing an opinion on the effectiveness of Boilermakers National Annuity Trust's internal control. Accordingly, no such opinion is expressed.

- Evaluate the appropriateness of accounting policies used and the reasonableness of significant accounting estimates made by management, as well as evaluate the overall presentation of the financial statements.

- Conclude whether, in our judgment, there are conditions or events, considered in the aggregate, that raise substantial doubt about Boilermakers National Annuity Trust's ability to continue as a going concern for a reasonable period of time.

We are required to communicate with those charged with governance regarding, among other matters, the planned scope and timing of the audit, significant audit findings, and certain internal control related matters that we identified during the audit.

Supplementary Information

Our audits were conducted for the purpose of forming an opinion on the financial statements as a whole. The supplemental schedules of administrative expenses for the years ended December 31, 2022 and 2021 are presented for purposes of additional analysis and are not a required part of the financial statements. Such information is the responsibility of management and was derived from and relates directly to the underlying accounting and other records used to prepare the financial statements. The information has been subjected to the auditing procedures applied in the audits of the financial statements and certain additional procedures, including comparing and reconciling such information directly to the underlying accounting and other records used to prepare the financial statements or to the financial statements themselves, and other additional procedures in accordance with GAAS.

Supplemental Schedules Required by ERISA

Our audits were conducted for the purpose of forming an opinion on the financial statements as a whole. The supplemental schedule of assets (held at end of year) and schedule of reportable transactions as of or for the year ended December 31, 2022 are presented for purposes of additional analysis and are not a required part of the financial statements but are supplementary information required by the Department of Labor's Rules and Regulations for Reporting and Disclosure under ERISA. Such information is the responsibility of management and was derived from and relates directly to the underlying accounting and other records used to prepare the financial statements. The information has been subjected to the auditing procedures applied in the audits of the financial statements and certain additional procedures, including comparing and reconciling such information directly to the underlying accounting and other records used to prepare the financial statements or to the financial statements themselves, and other additional procedures in accordance with GAAS.

In forming our opinion on the supplemental schedules, we evaluated whether the supplemental schedules, including their form and content, are presented in conformity with the Department of Labor's Rules and Regulations for Reporting and Disclosure under ERISA.

In our opinion, the information in the accompanying schedules are fairly stated, in all material respects, in relation to the financial statements as a whole, and the form and content is presented in conformity with the Department of Labor's Rules and Regulations for Reporting and Disclosure under ERISA.



CliftonLarsonAllen LLP

Minneapolis, Minnesota
October 9, 2023

BOILERMAKERS NATIONAL ANNUITY TRUST
STATEMENTS OF NET ASSETS AVAILABLE FOR BENEFITS
DECEMBER 31, 2022 AND 2021

	2022	2021
ASSETS		
INVESTMENTS (at Fair Value)		
Temporary Cash	$ 25,018,488	$ 29,168,713
U.S. Government and Government Agency Obligations	55,606,220	71,571,689
Municipal Bonds	95,876,599	103,712,534
Corporate Obligations	85,944,959	104,263,746
Corporate Stock - Domestic	78,361,087	109,054,580
Corporate Stock - Foreign	51,444,804	63,840,547
Collective Trust Funds	545,064,058	640,368,358
Pooled Separate Account	61,408,747	73,620,350
Total	998,724,962	1,195,600,517
Securities on Loan:		
U.S. Government and Government Agency Obligations	49,503,925	37,484,164
Corporate Obligations	9,122,319	5,858,705
Corporate Stock - Domestic	13,123,062	9,842,541
Total	71,749,306	53,185,410
Fair Value of Collateral Held for Securities on Loan	73,424,299	54,374,135
Total Investments	1,143,898,567	1,303,160,062
RECEIVABLES		
Contributions Due from Employers	4,709,000	4,519,000
Due from Broker	3,193,105	62,213
Interest and Dividends	3,044,244	2,479,544
Notes Receivable from Participants	12,500,956	13,757,279
Futures Contracts (Net)	-	166,369
Other Assets	100,082	55,505
Due from Related Organizations	1,764,870	1,826,199
Total Receivables	25,312,257	22,866,109
CASH	2,036,948	1,539,199
Total Assets	1,171,247,772	1,327,565,370
LIABILITIES		
LIABILITIES		
Accounts Payable and Accrued Liabilities	922,959	1,055,884
Due to Broker	5,105,311	136,620
Liability to Return Collateral Held for Securities on Loan	73,424,299	54,374,483
Futures Contracts (Net)	175,929	-
Due to Related Organizations	1,832,825	1,924,380
Total Liabilities	81,461,323	57,491,367
NET ASSETS AVAILABLE FOR BENEFITS	$ 1,089,786,449	$ 1,270,074,003

See accompanying Notes to Financial Statements.

BOILERMAKERS NATIONAL ANNUITY TRUST
STATEMENTS OF CHANGES IN NET ASSETS AVAILABLE FOR BENEFITS
YEARS ENDED DECEMBER 31, 2022 AND 2021

	2022	2021
ADDITIONS:		
INVESTMENT INCOME (LOSS)		
Net Appreciation (Depreciation) in Fair Value of Investments	$ (174,969,972)	$ 90,395,752
Net Appreciation in Fair Value of Collateral for Securities on Loan	347	-
Interest	10,203,697	8,846,728
Dividends	5,081,400	4,442,712
Securities Lending Income	61,289	38,740
Other	19,066	11,631
Total Investment Income (Loss)	(159,604,173)	103,735,563
Less: Investment Expenses	(3,679,351)	(4,079,899)
Net Investment Income (Loss)	(163,283,524)	99,655,664
EMPLOYER CONTRIBUTIONS	84,004,137	73,847,729
OTHER INCOME	608,611	733,782
Total Additions	(78,670,776)	174,237,175
DEDUCTIONS:		
DISTRIBUTIONS PAID TO PARTICIPANTS	98,132,381	109,938,871
ADMINISTRATIVE EXPENSES	3,484,397	3,357,651
Total Deductions	101,616,778	113,296,522
NET INCREASE (DECREASE)	(180,287,554)	60,940,653
NET ASSETS AVAILABLE FOR BENEFITS:		
Beginning of Year	1,270,074,003	1,209,133,350
End of Year	$ 1,089,786,449	$ 1,270,074,003

See accompanying Notes to Financial Statements.

NOTE 1 SUMMARY OF SIGNIFICANT ACCOUNTING POLICIES

Basis of Accounting

The accompanying financial statements of Boilermakers National Annuit Trust (the Plan) are prepared using the accrual basis of accounting in accordance with accounting principles generally accepted in the United States of America.

Fair Value Measurements

The Plan categorizes its assets and liabilities measured at fair value into a three-level hierarchy based on the priority of the inputs to the valuation technique used to determine fair value. That framework provides a fair value hierarchy that prioritizes the inputs to valuation techniques used to measure fair value. The hierarchy gives the highest priority to unadjusted quoted prices in active markets for identical assets or liabilities (Level 1 measurements) and the lowest priority to unobservable inputs (Level 3 measurements).

The three levels of the fair value hierarchy are described as follows:

Level 1 – Inputs to the valuation methodology are unadjusted quoted prices for identical assets or liabilities in active markets that the Plan has the ability to access.

Level 2 – Inputs other than quoted prices included within Level 1 that are observable for the asset or liability, either directly or indirectly, such as:

- quoted prices for similar assets or liabilities in active markets;
- quoted prices for identical or similar assets or liabilities in inactive markets;
- inputs other than quoted prices that are observable for the asset or liability;
- inputs that are derived principally from or corroborated by observable market data by correlation or other means.

If the asset or liability has a specified (contractual) term, the Level 2 input must be observable for substantially the full term of the asset or liability.

Level 3 – Inputs to the valuation methodology are unobservable and significant to the fair market value measurement.

The asset or liability's fair value measurement level within the fair value hierarchy is based on the lowest level of any input that is significant to the fair value measurement. Valuation techniques used need to maximize the use of observable inputs and minimize the use of unobservable inputs. There have been no changes in the valuation methodologies used at December 31, 2022 and 2021.

NOTE 1 SUMMARY OF SIGNIFICANT ACCOUNTING POLICIES (CONTINUED)

Investment Valuation and Income Recognition

The Plan's investments are valued at fair value. Fair value is the price that would be received to sell an asset or paid to transfer a liability in an orderly transaction between market participants at the measurement date.

Temporary Cash – The value of temporary cash held in short-term investment funds is based on quoted prices for similar assets in active markets.

U.S. Government and Government Agency Obligations – The fair value of U.S. Government and Government Agency obligations is generally determined using a market-based model in which valuation consideration is given to yield or price of comparable securities, coupon rate, maturity, credit quality and dealer-provided prices.

Municipal Bonds – The fair value of municipal bonds is generally determined using a market-based model in which valuation consideration is given to yield or price of comparable securities, coupon rate, maturity, credit quality and dealer-provided prices.

Corporate Obligations – The fair value of corporate bonds and notes is generally determined using a market-based model in which valuation consideration is given to yield or price of comparable securities, coupon rate, maturity, credit quality and dealer provided prices.

Corporate Stock – Domestic and Foreign – The fair value of corporate stock is generally based on quoted market prices in active markets.

Collective Trust Funds – The fair value of the collective trust funds are valued based on the net asset value (NAV) of units. The NAV is based on the fair value of the underlying investments held by the collective trust funds less their liabilities. NAV is a readily determinable fair value and is the basis for current transactions.

Pooled Separate Accounts – The fair value of the pooled separate accounts are valued based on the NAV of units. The NAV is based on the fair value of the underlying investments held by the pooled separate accounts less their liabilities. NAV is a readily determinable fair value and is the basis for current transactions.

Collateral Held for Securities on Loan – The fair value of the collateral held for securities on loan is valued based on the NAV of units. The NAV is based on the fair value of the underlying investments held by the collateral held for securities on loan less its liabilities. NAV is a readily determinable fair value and is the basis for current transactions.

Cash Held as Futures Collateral – The value of cash held as futures collateral is cost which approximates fair value.

NOTE 1 SUMMARY OF SIGNIFICANT ACCOUNTING POLICIES (CONTINUED)

Investment Valuation and Income Recognition (Continued)

Purchases and sales of securities are recorded on a trade-date basis. Interest income is recorded on the accrual basis. Dividends are recorded on the ex-dividend date. Net appreciation (depreciation) includes the Plan's gains and losses on investments bought and sold as well as held during the year.

Contributions Receivable

Employer contributions due but not paid at year-end are recorded as employer contributions receivable. Delinquent employer contributions and employer contributions due as a result of payroll audits have been recorded net of an allowance equal to the amount due because collectability is uncertain. Therefore, contributions due as a result of payroll audits and delinquent contributions are recorded when received.

Benefit Payments

Benefit payments to participants are recorded upon distribution.

Estimates

The preparation of financial statements in conformity with accounting principles generally accepted in the United States of America requires management to make estimates and assumptions that affect certain reported amounts of assets and liabilities and disclosures of contingent assets and liabilities in the financial statements and the amounts of revenues and expenses during the reporting period. Actual results could differ from those estimates.

Subsequent Events

October 9, 2023October 9, 2023October 9, 2023 In preparing these financial statements, the Plan has evaluated events and transactions for potential recognition or disclosure through October 9, 2023, the date the financial statements were available to be issued.

NOTE 2 DESCRIPTION OF THE PLAN

The following description of the Plan provides only general information. Participants should refer to the Plan document for a more complete description of the Plan's provisions.

General

The Plan was established on November 1, 1985, for the purpose of providing annuity benefits to eligible participants who are represented by the International Brotherhood of Boilermakers, Iron Ship Builders, Blacksmiths, Forgers, and Helpers. The Board of Trustees is responsible for the oversight of the Plan. The Plan is a collectively bargained multi-employer defined contribution plan and is subject to the provisions of the Employee Retirement Income Security Act of 1974 (ERISA), as amended.

NOTE 2 DESCRIPTION OF PLAN (CONTINUED)

Recordkeeping Services

The Plan contracts with Empower Annuity Insurance Company of America (formerly Prudential Retirement Insurance and Annuity Company that was purchased by Empower in April 2022) to provide recordkeeping services on its behalf. Recordkeeping service fees paid during the years ended December 31, 2022 and 2021 totaled $726,985 and $724,620, respectively.

Participant Accounts and Vesting

Plan participants include current and retired employees of employers who are signatory to collective bargaining agreements that require contributions to be made to the Plan. An individual account is set up for each employee when the first contribution is received on their behalf. Participant accounts are credited with Employer contributions and a proportionate allocable share of the Plan's investment income and expenses.

Each individual account is valued daily in accordance with the following formula:

The amount in the individual account on the last valuation date:

Plus:

- Any loan payments, both principal and interest,
- Contributions on behalf of the participant,
- The amount credited for qualified military service, and
- A proportionate share of dividends and interest earned by the Plan.

Less:

- Loans, distributions, and unpaid late fees.

Appreciation/Depreciation:

- The resultant participant account balance is adjusted daily for its proportionate share of the fluctuation in the net asset value of the Plan.

The benefit to which a participant is entitled is the benefit that can be provided from the participant's vested account. An employee is always 100% vested in the amount in their individual account.

Crediting Account

The Plan maintains a Crediting Account made up of Employer contributions, forfeitures, and other miscellaneous unallocated Plan assets to fund amounts the Plan pays for Qualified Military Service, unpaid Employer contributions, or other similar unfunded amounts. The Crediting Account had a balance of $14,161,616 and $16,067,651 at December 31, 2022 and 2021, respectively.

NOTE 2 DESCRIPTION OF PLAN (CONTINUED)

Payment of Benefits

A participant of the Plan shall be entitled to a distribution of their account balance upon satisfying one of the following requirements: (1) participant has retired and attained age 55; (2) participant has separated from service at the end of a 12 consecutive-month period ending after December 31, 2006, in which the participant performed no work; or (3) participant is disabled.

In the event of the participant's death, the account balance will be distributed to the participant's surviving spouse if the participant has been married to the surviving spouse for the 12-month period immediately preceding death; otherwise, the account balance will be distributed to the designated beneficiary or beneficiaries. Alternatively, if the surviving spouse and participant completed a Qualified Pre-Retirement Survivor Annuity rejection form prior to the participant's death, the death benefit will be distributed according to the participant's beneficiary designation or, if none, according to the following order of priority:

- The participant's surviving spouse (without regard to the length of the marriage) or, if none,
- The participant's surviving children in equal shares, or, if none,
- The participant's surviving grandchildren in equal shares, or, if none,
- The participant's surviving parents in equal shares, or, if none,
- The participant's surviving brothers and sisters in equal shares, or, if none,
- The participant's estate.

Notes Receivable from Participants

Participants may apply for a loan against their accounts. The minimum loan available is $1,000. The maximum loan that can be made is the lesser of $50,000 reduced by the maximum outstanding loan balance, if any, during the 12-month period ending on the day before the loan is taken or 50% of the balance in the participant's account. The loan and any accrued interest must be entirely repaid within five years (20 years for the purchase of a principal residence) from the date of the loan. The rate of interest will be equivalent to the prime interest rate plus one point, as published on the Federal Reserve website.

In the event any loan has not been repaid with accrued interest in a timely manner, the defaulted loan is deemed a distribution to the participant, and the Plan is required to report the unpaid principal and late charges to the Internal Revenue Service (IRS) as taxable income. As of December 31, 2022 and 2021, the interest rate on loans ranged from 4.25% to 9.50%.

NOTE 3 PLAN TERMINATION

The trustees have the right to discontinue or terminate the Plan. Termination shall not permit any part of the Plan assets to be used for, or diverted to, purposes other than the exclusive benefit of the participants. In the event of termination of the Plan, the assets then remaining, after providing for the expenses of the Plan and for the payment of any account balance previously approved, shall be distributed among the participants. Each participant shall receive that part of the total remaining assets in the same ratio as his account balance as a percentage of account balances of all participants.

NOTE 4 TAX STATUS

The Plan obtained its latest determination letter, dated February 11, 2016, in which the IRS stated that the Plan, as then designed, was in compliance with the applicable requirements under Section 401(a) of the Internal Revenue Code (IRC) and was, therefore, exempt from federal income taxes under the provisions of Section 501(a). The Plan's administrator and the Plan's counsel believe that the Plan is currently designed and being operated in compliance with applicable requirements of the IRC. Therefore, they believe that the Plan was qualified and the related trust was tax exempt as of the financial statement date.

Accounting principles generally accepted in the United States of America require management to evaluate the tax positions taken by the Plan and recognize a tax liability if the Plan has taken an uncertain position that more likely than not would not be sustained upon examination by the IRS. The Plan is subject to routine audits by the taxing jurisdictions; however, there are currently no audits for any tax periods in progress.

NOTE 5 FUNDING POLICY

Participating employers contribute such amounts as are specified in their collective bargaining agreements.

NOTE 6 FAIR VALUE OF INVESTMENTS

Assets and liabilities measured at fair value on a recurring basis, based on their fair value hierarchy at December 31 are as follows:

	2022			
	Level 1	Level 2	Level 3	Total
Assets:				
Temporary Cash	$ -	$ 25,018,488	$ -	$ 25,018,488
U.S. Government and Government Agency Obligations	-	105,110,145	-	105,110,145
Municipal Bonds	-	95,876,599	-	95,876,599
Corporate Obligations	-	95,067,278	-	95,067,278
Corporate Stock - Domestic	91,484,149	-	-	91,484,149
Corporate Stock - Foreign	51,444,804	-	-	51,444,804
Collective Trust Funds	-	545,064,058	-	545,064,058
Pooled Separate Account	-	61,408,747	-	61,408,747
Collateral Held for Securities on Loan	-	73,424,299	-	73,424,299
Total Investments in Fair Value Hierarchy	$ 142,928,953	$ 1,000,969,614	$ -	$ 1,143,898,567
Liabilities:				
Liability to Return Collateral Held for Securities on Loan	$ -	$ 73,424,299	$ -	$ 73,424,299

	2021			
	Level 1	Level 2	Level 3	Total
Assets:				
Temporary Cash	$ -	$ 29,168,713	$ -	$ 29,168,713
U.S. Government and Government Agency Obligations	-	109,055,853	-	109,055,853
Municipal Bonds	-	103,712,534	-	103,712,534
Corporate Obligations	-	110,122,451	-	110,122,451
Corporate Stock - Domestic	118,897,121	-	-	118,897,121
Corporate Stock - Foreign	63,840,547	-	-	63,840,547
Collective Trust Funds	-	640,368,358	-	640,368,358
Pooled Separate Account	-	73,620,350	-	73,620,350
Collateral Held for Securities on Loan	-	54,374,135	-	54,374,135
Total Investments in Fair Value Hierarchy	$ 182,737,668	$ 1,120,422,394	$ -	$ 1,303,160,062
Liabilities:				
Liability to Return Collateral Held for Securities on Loan	$ -	$ 54,374,483	$ -	$ 54,374,483

NOTE 7 ADMINISTRATIVE EXPENSES

The operation of the Plan is conducted jointly with the Boilermakers National Health and Welfare Fund (Health and Welfare Plan) and the Boilermaker-Blacksmith National Pension Trust (Pension Trust) under the general supervision of the Joint Committee on Administration made up of trustees from each of the funds.

The Plan, the Health and Welfare Plan, and the Pension Trust are charged individually for specifically identified expenses. Other expenses are allocated based on estimated usage.

NOTE 7 ADMINISTRATIVE EXPENSES (CONTINUED)

Common administrative expenses and federal tax withholdings from annuity benefit payments are paid initially by the Pension Trust and are reimbursed by the Plan. Total reimbursements paid to the Pension Trust during the years ended December 31, 2022 and 2021 were approximately $1,453,630 and $1,139,821, respectively.

NOTE 8 SECURITIES LENDING

The Plan has entered into a securities lending agreement with the bank that acts as custodian for the Plan's investments. The bank must obtain collateral from the borrower in the form of cash, government securities, or irrevocable letters of credit drawn on domestic and foreign banks. Both the collateral and the securities loaned are marked to market on a daily basis so that all loaned domestic and global securities are fully collateralized. Domestic securities and nondomestic securities are initially collateralized at 102%. In the event the collateral held falls below 102% for domestic securities and 105% for nondomestic securities, additional collateral will be required. In the event that the loaned securities are not returned by the borrower, the bank will credit the Plan's accounts with cash equal to the fair value of the loaned securities.

During the time the securities are on loan, the Plan will continue to receive the interest or dividends or amounts equivalent thereto on the loaned securities. The right to terminate the loan is given to both the lenders and the borrowers, subject to appropriate notice.

Upon termination of the loan, the borrowers will return to the lenders securities identical to the loaned securities, and the collateral held by the lenders will be returned to the borrowers. In the event that the loaned securities are not returned by the borrower, the bank will, at its own expense, either replace the loaned securities or, if unable to purchase those securities on the open market, credit the Plan's accounts with cash equal to the fair value of the loaned securities.

The Lending Agents are authorized to invest and reinvest any and all cash collateral. Cash collateral may be invested in accordance with the investment guidelines set forth in the securities lending agreement. During the years ended December 31, 2022 and 2021, securities purchased with cash collateral appreciated in value by $347 and $-0-, respectively.

The fair value, unrealized losses, and liability to return securities lending collateral are as follows:

	Years Ended December 31,	
	2022	2021
Liability to Return Collateral	$ 73,424,299	$ 54,374,483
Market Adjustment	-	(348)
Fair Value of Collateral	$ 73,424,299	$ 54,374,135

NOTE 8 SECURITIES LENDING (CONTINUED)

Although the Plan's securities lending activities are collateralized as described above and although the terms of the securities lending agreement with the custodial bank require the bank to comply with governmental rules and regulations related to the lending of securities held by ERISA plans, the securities lending program involves both market and credit risk. In this context, market risk refers to the possibility that the borrowers of securities will be unable to collateralize their loan upon a sudden material change in the fair value of the loaned securities or the collateral or that the bank's investment of cash collateral received from the borrowers of the Plan's securities may be subject to unfavorable market fluctuations. Credit risk refers to the possibility that counterparties involved in the securities lending program may fail to perform in accordance with the terms of their contract.

The Plan and the bank each receive a percentage of the net revenue derived from securities lending activities. The Plan earned $61,289 and $38,740 during the years ended December 31, 2022 and 2021, respectively, in connection with the securities lending program.

Securities on loan to third parties totaling $71,749,306 and $53,185,410 as of December 31, 2022 and 2021, respectively, have been segregated from other investments on the statements of net assets available for benefits. Cash collateral held for securities on loan of $73,424,299 and $54,374,135 as of December 31, 2022 and 2021, respectively, and a corresponding liability to return the collateral of $73,424,299 and $54,374,483 as of December 31, 2022 and 2021, respectively. In addition, the Plan holds collateral in the form of securities in which the Plan is not allowed to reinvest or re-pledge the collateral and is not included in the statements of net assets available for benefits.

NOTE 9 DERIVATIVE FINANCIAL INSTRUMENTS

As part of the total investment strategy and to meet the primary objectives established by the trustees, certain Plan investment managers utilize derivative financial instruments. Risks associated with derivatives vary widely, but generally may be categorized as market risk, credit risk and interest rate risk. Market risk is defined as that risk associated with fluctuations in market price. Credit risk is defined as that risk associated with an entity not paying. Interest rate risk is defined as that risk associated with fluctuations in the interest rate.

The Plan has entered into future contracts to gain synthetic market exposure for transactional and unallocated cash. A futures contract is purchased or sold on margin with the margin being settled on a daily basis. The change in the fair value of the futures contracts each day represents the margin variation to be paid or received.

The notional value of derivative positions is detailed in the accompanying tables. In addition, derivatives with a positive mark-to-market valuation are listed under the Gross Derivative Asset column. In turn, derivatives with a negative mark-to-market valuation are listed under the Gross Derivative Liability column. The net position of derivative instruments is reported as assets or liabilities in the statements of net assets available for benefits.

NOTE 9 DERIVATIVE FINANCIAL INSTRUMENTS (CONTINUED)

The following tables present derivative investments held as of December 31:

	2022			
Derivative Type	Notional/ Contractual Amount	Gross Derivative Asset	Gross Derivative Liability	Net
Futures	$ 25,500,809	$ 7,055,445	$ 7,231,374	$ (175,929)

	2021			
Derivative Type	Notional/ Contractual Amount	Gross Derivative Asset	Gross Derivative Liability	Net
Futures	$ 34,437,490	$ 591,198	$ 424,829	$ 166,369

Gains or losses resulting from changes in the fair value of derivative instruments are reflected in net appreciation (depreciation) in fair value of investments on the statements of changes in net assets available for benefits.

The gains or losses by derivative type for the full years ended December 31, 2022 and 2021 are captured in the following table:

Derivative Type	2022	2021
Futures	$ (3,808,277)	$ 868,271

NOTE 10 RISKS AND UNCERTAINTIES

The Plan invests in a variety of investments. In general, investments are exposed to various risks, such as interest rate, credit, and overall market volatility risk. Due to the level of risk associated with certain investments, it is reasonably possible that changes in the values of the investments will occur in the near term and that such changes could materially affect participants' account balances and the amounts reported in the statements of net assets available for benefits.

BOILERMAKERS NATIONAL ANNUITY TRUST
SCHEDULES OF ADMINISTRATIVE EXPENSES
YEARS ENDED DECEMBER 31, 2022 AND 2021
(SEE INDEPENDENT AUDITORS' REPORT)

	2022	2021
DIRECT AND ALLOCATED ADMINISTRATIVE EXPENSES		
Computer Hardware and Software Expenses	$ 70,362	$ 49,758
Employee Benefits	440,613	367,810
Equipment and Building Rent	214,772	237,985
Insurance	22,272	17,868
Management Travel and Meeting Expenses	16,796	3,457
Office Supplies and Equipment	56,031	47,142
Outside Services and Contract Labor	29,896	28,019
Payroll Taxes	10,703	9,773
Salaries	438,343	384,953
Total Direct and Allocated Administrative Expenses	1,299,788	1,146,765
PROFESSIONAL FEES AND OTHER EXPENSES		
Actuarial and Consulting Fees	28,859	30,546
Administrative Fees	862,447	916,402
Audit and Accounting Fees:		
Financial Audit Fees	57,305	57,075
Payroll Audit Fees	279,000	315,456
Fiduciary Insurance	130,738	96,471
Legal Fees	48,465	39,099
Recordkeeping Services	726,985	724,620
Trustee Travel Expenses	50,810	31,217
Total Professional Fees and Other Expenses	2,184,609	2,210,886
Total Administrative Expenses	$ 3,484,397	$ 3,357,651

BOILERMAKERS NATIONAL ANNUITY TRUST
E.I.N. 48-1029345 PLAN NO. 001
SCHEDULE H, LINE 4i—SCHEDULE OF ASSETS (HELD AT END OF YEAR)
DECEMBER 31, 2022

(a)	(b) Identity of Issue, Borrower, Lessor or Similar Party	(c) Description of Investment	(d) Cost Value	(e) Current Value
	Various	Various - See Attached	$ 1,024,050,059	$ 1,069,818,552
	JP Morgan Chase Bank	Invested Cash	$ 655,716	$ 655,716
	JP Morgan Chase Bank	Securities Lending Cash Collateral Pool	73,424,299	73,424,299
*	Participants	Participant Loans Rates from 4.25% - 9.50%	-	12,500,956
			$ 1,098,130,074	$ 1,156,399,523

** Indicates Party-in-Interest*

BOILERMAKERS NATIONAL ANNUITY TRUST
E.I.N. 48-1029345 PLAN NO. 001
SCHEDULE H, LINE 4i—SCHEDULE OF ASSETS (HELD AT END OF YEAR)
DECEMBER 31, 2022

FD491 PAGE 6
SCHEDULE H (FORM 5500 - 4I-1) BANK OF LABOR - MONTHLY C 18661
SCHEDULE OF ASSETS HELD FOR
INVESTMENT PURPOSES AT END OF YEAR BASE CURRENCY: USD AS OF DECEMBER 31,2022

IDENTITY OF ISSUE, BORROWER, LESSOR	DESCRIPTION OF INVESTMENT			COST	CURRENT VALUE
GENERAL INVESTMENTS					
U.S. GOVERNMENT SECURITIES					
3130ATXL6 FEDERAL HOME LOAN BANKS CALLABLE BOND FI	SEMI-ANN.	5.000%	12/13/2023	500,000	500,478
		500,000.000			
3137ADFH5 FHLMC REMICS 3888 MY 3.5% 15/JUL/2026	MONTHLY	3.500%	07/15/2026	1,094,754	1,091,485
		1,113,899.140			
3137ASDR2 FHLMC REMICS 4076 CA 2% 15/OCT/2041	MONTHLY	2.000%	10/15/2041	270,176	246,903
		271,278.400			
3137ATLD2 FHLMC REMICS 4097 KA 2% 15/SEP/2031	MONTHLY	2.000%	09/15/2031	126,385	120,492
		126,524.590			
3137AXR88 FHLMC REMICS 4153 DC 1.75% 15/MAY/2041	MONTHLY	1.750%	05/15/2041	114,648	108,488
		116,988.000			
3137BWP24 FHLMC REMICS 4666 V 3% 15/MAY/2030	MONTHLY	3.000%	05/15/2030	890,275	890,417
		895,593.050			
3137FUNH3 FHLMC REMICS 4988 BA 1.5% 25/JUN/2050	MONTHLY	1.500%	06/25/2050	93,884	97,373
		126,622.280			

JPMorgan Investor Services J.P.Morgan

BOILERMAKERS NATIONAL ANNUITY TRUST
E.I.N. 48-1029345 PLAN NO. 001
SCHEDULE H, LINE 4i—SCHEDULE OF ASSETS (HELD AT END OF YEAR) (CONTINUED)
DECEMBER 31, 2022

FD491 — PAGE 7
SCHEDULE H (FORM 5500 - 4I-1) — BANK OF LABOR - MONTHLY — C 18661
SCHEDULE OF ASSETS HELD FOR INVESTMENT PURPOSES AT END OF YEAR — BASE CURRENCY: USD — AS OF DECEMBER 31,2022

IDENTITY OF ISSUE, BORROWER, LESSOR	DESCRIPTION OF INVESTMENT SHARES / PAR	COST	CURRENT VALUE
3137F6XW2 FHLMC REMICS 5041 JE 1.25% 25/MAR/2049	MONTHLY 1.250% 03/25/2049 575,575.170	495,894	472,186
3137H6YK5 FHLMC REMICS 5213 NA 3.5% 25/APR/2048	MONTHLY 3.500% 04/25/2048 956,307.370	954,626	910,228
3128PT7C3 FHLMCGLD MORTPASS 4% 01/FEB/2026 J1 PN#	MONTHLY 4.000% 02/01/2026 24,221.920	25,891	23,680
31373UJR9 FNMA MORTPASS ARM 01/MAR/2024 WC PN# 303	MONTHLY FLOATING 03/01/2024 846.800	854	837
31418AYA0 FNMA MORTPASS 2% 01/JUL/2028 CJ PN# MA16	MONTHLY 2.000% 07/01/2028 66,961.210	66,610	62,154
31418AWQ7 FNMA MORTPASS 3% 01/AUG/2028 CW PN# MA15	MONTHLY 3.000% 08/01/2028 154,980.460	159,049	146,931
31418B6K7 FNMA MORTPASS 3% 01/JUL/2046 CK PN# MA26	MONTHLY 3.000% 07/01/2046 86,282.550	86,269	76,523
31393ENN5 FNMA REMICS 2003-84 CG 4.25% 25/SEP/2033	MONTHLY 4.250% 09/25/2033 25,656.580	25,270	24,975
31397U3Z0 FNMA REMICS 2011-67 CB 3.5% 25/JUL/2026	MONTHLY 3.500% 07/25/2026 2,033,874.960	1,993,197	1,995,401
3136A5HW9 FNMA REMICS 2012-31 PA 2% 25/APR/2041	MONTHLY 2.000% 04/25/2041 70,684.880	70,597	68,033
3136A5BB1 FNMA REMICS 2012-40 PA 2% 25/SEP/2040	MONTHLY 2.000% 09/25/2040 207,426.750	207,038	194,586
3136A6RP1 FNMA REMICS 2012-61 KD 2.5% 25/DEC/2041	MONTHLY 2.500% 12/25/2041 54,071.720	53,734	50,589
3136AGY30 FNMA REMICS 2013-117 PA 4% 25/FEB/2043	MONTHLY 4.000% 02/25/2043 63,871.080	68,542	62,265
3136AE3K1 FNMA REMICS 2013-69 HP 2% 25/MAY/2043	MONTHLY 2.000% 05/25/2043 234,260.730	232,943	203,354
3136ALX22 FNMA REMICS 2014-80 KA 2% 25/MAR/2044	MONTHLY 2.000% 03/25/2044 88,456.980	88,346	67,765
3136AL3B5 FNMA REMICS 2014-84 KA 3% 25/NOV/2040	MONTHLY 3.000% 11/25/2040 67,235.310	69,259	66,844

JPMorgan Investor Services — J.P.Morgan

BOILERMAKERS NATIONAL ANNUITY TRUST
E.I.N. 48-1029345 PLAN NO. 001
SCHEDULE H, LINE 4i—SCHEDULE OF ASSETS (HELD AT END OF YEAR) (CONTINUED)
DECEMBER 31, 2022

FD491 — PAGE 8
SCHEDULE H (FORM 5500 - 4I-1) — BANK OF LABOR - MONTHLY — C 18661
SCHEDULE OF ASSETS HELD FOR INVESTMENT PURPOSES AT END OF YEAR — BASE CURRENCY: USD — AS OF DECEMBER 31,2022

IDENTITY OF ISSUE, BORROWER, LESSOR	DESCRIPTION OF INVESTMENT SHARES / PAR	COST	CURRENT VALUE
3136AQB90 FNMA REMICS 2015-88 CE 3.5% 25/JUL/2044	MONTHLY 3.500% 07/25/2044 4,195.880	4,360	4,162
3136B3F62 FNMA REMICS 2019-1 MH 3% 25/FEB/2049	MONTHLY 3.000% 02/25/2049 279,109.730	274,136	251,939
3136BAP81 FNMA REMICS 2020-47 BD 1.5% 25/JUL/2050	MONTHLY 1.500% 07/25/2050 110,511.510	82,184	84,998
3136BAE91 FNMA REMICS 2020-49 PB 1.75% 25/JUL/2050	MONTHLY 1.750% 07/25/2050 133,123.310	114,788	104,870
3136BFHM8 FNMA REMICS 2021-12 GC 3.5% 25/JUL/2050	MONTHLY 3.500% 07/25/2050 300,866.100	325,923	277,736
30297HAG6 FREMF 2018-K081 MORTGAGE TRUST 2018-K81	MONTHLY FLOATING 09/25/2051 30,000.000	29,317	27,432
35708YAS5 FREMF 2018-K733 MORTGAGE TRUST 2018-K73	MONTHLY FLOATING 02/25/2051 115,000.000	111,343	104,496
30296XAG2 FREMF 2018-K78 MORTGAGE TRUST 2018-K78 B	MONTHLY FLOATING 06/25/2051 25,000.000	24,435	23,006
302956AG2 FREMF 2018-K79 MORTGAGE TRUST 2018-K79 B	MONTHLY FLOATING 07/25/2051 25,000.000	24,537	22,957
30308RAQ9 FREMF 2018-K86 MORTGAGE TRUST 2018-K86 C	MONTHLY FLOATING 11/25/2051 210,000.000	221,864	188,258
30310XAG4 FREMF 2019-K94 MORTGAGE TRUST 2019-K94 C	MONTHLY FLOATING 07/25/2052 255,000.000	255,598	220,190
30312DAJ0 FREMF 2019-K98 MORTGAGE TRUST 2019-K98 C	MONTHLY FLOATING 10/25/2052 150,000.000	161,918	126,995
36178GE34 GNMA I MORTPASS 2.5% 15/JUL/2027 SF PN#	MONTHLY 2.500% 07/15/2027 85,973.720	85,137	82,341
3620ASBB4 GNMA I MORTPASS 3.5% 15/APR/2026 SF PN#	MONTHLY 3.500% 04/15/2026 129,811.850	136,290	126,696
36297FVW9 GNMA I MORTPASS 4% 15/SEP/2024 SF PN# 71	MONTHLY 4.000% 09/15/2024 9,250.260	9,852	9,148
36179QS44 GNMA II MORTPASS 2.5% 20/NOV/2029 SF PN#	MONTHLY 2.500% 11/20/2029 133,955.550	139,881	123,627

JPMorgan Investor Services — J.P.Morgan

BOILERMAKERS NATIONAL ANNUITY TRUST
E.I.N. 48-1029345 PLAN NO. 001
SCHEDULE H, LINE 4i—SCHEDULE OF ASSETS (HELD AT END OF YEAR) (CONTINUED)
DECEMBER 31, 2022

FD491 PAGE 9
SCHEDULE H (FORM 5500 - 4I-1) BANK OF LABOR - MONTHLY C 18661
SCHEDULE OF ASSETS HELD FOR
INVESTMENT PURPOSES AT END OF YEAR BASE CURRENCY: USD AS OF DECEMBER 31,2022

IDENTITY OF ISSUE, BORROWER, LESSOR	DESCRIPTION OF INVESTMENT SHARES / PAR	COST	CURRENT VALUE
36202FQ33 GNMA II MORTPASS 3.5% 20/MAR/2026 SF PN#	MONTHLY 3.500% 03/20/2026 25,860.690	27,283	25,071
38375GZ53 GNMA 2012-102 PA 2% 20/AUG/2041	MONTHLY 2.000% 08/20/2041 99,317.940	99,008	92,219
38382CGC9 GNMA 2020-5 AF FLOATING 20/JAN/2050	MONTHLY FLOATING 01/20/2050 199,976.990	188,478	178,586
38382GXQ0 GNMA 2020-97 HB 1% 20/JUL/2050	MONTHLY 1.000% 07/20/2050 212,061.140	160,860	161,700
38382TZ49 GNMA 2021-103 FB FLOATING 20/APR/2051	MONTHLY FLOATING 04/20/2051 731,356.190	678,333	649,199
38382TWY6 GNMA 2021-105 DB 1% 20/JUN/2051	MONTHLY 1.000% 06/20/2051 337,642.670	324,823	254,460
38382RFE3 GNMA 2021-58 EA 1% 20/JUL/2050	MONTHLY 1.000% 07/20/2050 942,001.520	938,175	716,956
38382Q3B4 GNMA 2021-77 LA 1% 20/AUG/2050	MONTHLY 1.000% 08/20/2050 998,446.520	994,078	759,426
38383LEF3 GNMA 2022-189 AT 3% 20/JUL/2051	MONTHLY 3.000% 07/20/2051 422,799.720	372,658	376,931
38383HKD0 GNMA 2022-206 CN 3% 20/FEB/2052	MONTHLY 3.000% 02/20/2052 1,180,000.000	1,031,578	1,031,578
38383HHS1 GNMA 2022-207 NA 3% 20/JAN/2052	MONTHLY 3.000% 01/20/2052 550,000.000	482,066	491,152
3140X7EV7 UMBS MORTPASS 2.5% 01/AUG/2050 CL PN# FM	MONTHLY 2.500% 08/01/2050 35,989.760	38,021	30,813
3133KKRQ4 UMBS MORTPASS 2.5% 01/NOV/2050 CL PN# RA	MONTHLY 2.500% 11/01/2050 436,407.910	459,694	372,760
3133ATPD7 UMBS MORTPASS 2.5% 01/OCT/2051 CL PN# QC	MONTHLY 2.500% 10/01/2051 296,734.020	307,136	253,980
31418EBJ8 UMBS MORTPASS 2% 01/FEB/2042 CT PN# MA45	MONTHLY 2.000% 02/01/2042 .010	0	0
3133KYWH8 UMBS MORTPASS 2% 01/MAR/2042 CT PN# RB51	MONTHLY 2.000% 03/01/2042 175,753.090	169,533	148,407

JPMorgan Investor Services J.P.Morgan

BOILERMAKERS NATIONAL ANNUITY TRUST
E.I.N. 48-1029345 PLAN NO. 001
SCHEDULE H, LINE 4i—SCHEDULE OF ASSETS (HELD AT END OF YEAR) (CONTINUED)
DECEMBER 31, 2022

FD491 — PAGE 10
SCHEDULE H (FORM 5500 - 4I-1) — BANK OF LABOR - MONTHLY — C 18661
SCHEDULE OF ASSETS HELD FOR INVESTMENT PURPOSES AT END OF YEAR — BASE CURRENCY: USD — AS OF DECEMBER 31,2022

IDENTITY OF ISSUE, BORROWER, LESSOR	DESCRIPTION OF INVESTMENT SHARES / PAR	COST	CURRENT VALUE
3140JAFM5 UMBS MORTPASS 3% 01/APR/2032 CI PN# BM55	MONTHLY 3.000% 04/01/2032 697,526.430	732,385	669,271
31416XHY9 UMBS MORTPASS 3% 01/JAN/2026 CI PN# AB20	MONTHLY 3.000% 01/01/2026 28,926.640	29,813	28,147
3140XBRF9 UMBS MORTPASS 3% 01/JUN/2051 CL PN# FM76	MONTHLY 3.000% 06/01/2051 161,116.200	169,545	141,791
3138AW4W0 UMBS MORTPASS 3% 01/NOV/2026 CI PN# AJ53	MONTHLY 3.000% 11/01/2026 100,242.190	102,869	97,091
31410LW57 UMBS MORTPASS 3% 01/NOV/2029 CI PN# 8908	MONTHLY 3.000% 11/01/2029 843,793.760	894,137	810,992
31418ED80 UMBS MORTPASS 4% 01/JUN/2052 CL PN# MA46	MONTHLY 4.000% 06/01/2052 758,421.640	753,089	712,337
31418EKU3 UMBS MORTPASS 5% 01/NOV/2052 CL PN# MA48	MONTHLY 5.000% 11/01/2052 385,840.080	386,337	380,742
91282CBX8 UNITED STATES OF AMERICA NOTES FIXED 0.1	SEMI-ANN. 0.125% 04/30/2023 785,000.000	775,781	774,206
91282CFU0 UNITED STATES OF AMERICA NOTES FIXED 4.1	SEMI-ANN. 4.125% 10/31/2027 18,565,000.000	18,556,283	18,663,827
91282CFV8 UNITED STATES OF AMERICA NOTES FIXED 4.1	SEMI-ANN. 4.125% 11/15/2032 5,510,000.000	5,642,572	5,643,445
91282CFP1 UNITED STATES OF AMERICA NOTES FIXED 4.2	SEMI-ANN. 4.250% 10/15/2025 2,555,000.000	2,543,423	2,555,200
91282CFQ9 UNITED STATES OF AMERICA NOTES FIXED 4.3	SEMI-ANN. 4.375% 10/31/2024 21,100,000.000	21,082,021	21,049,723
91282CFT3 UNITED STATES OF AMERICA NOTES FIXED 4%	SEMI-ANN. 4.000% 10/31/2029 11,195,000.000	11,174,709	11,224,737
TOTAL U.S. GOVERNMENT SECURITIES		78,804,492	77,555,386

JPMorgan Investor Services — J.P.Morgan

BOILERMAKERS NATIONAL ANNUITY TRUST
E.I.N. 48-1029345 PLAN NO. 001
SCHEDULE H, LINE 4i—SCHEDULE OF ASSETS (HELD AT END OF YEAR) (CONTINUED)
DECEMBER 31, 2022

FD491 — PAGE 11
SCHEDULE H (FORM 5500 - 4I-1) — BANK OF LABOR - MONTHLY — C 18661
SCHEDULE OF ASSETS HELD FOR INVESTMENT PURPOSES AT END OF YEAR — BASE CURRENCY: USD — AS OF DECEMBER 31,2022

IDENTITY OF ISSUE, BORROWER, LESSOR	DESCRIPTION OF INVESTMENT SHARES / PAR		COST	CURRENT VALUE
CORPORATE DEBT INSTRUMENTS: PREFERRED				
61166WAE1 MONSANTO CO CALLABLE NOTES FIXED 5.5% 15 RATINGS: A2 A+	SEMI-ANN.	5.500% 08/15/2025 500,000.000	580,000	495,115
TOTAL CORPORATE DEBT INSTRUMENTS: PREFERRED			580,000	495,115
CORPORATE DEBT INSTRUMENTS: ALL OTHER				
00774MAV7 AERCAP IRELAND CAPITAL DAC / AERCAP GLOB	SEMI-ANN.	2.450% 10/29/2026 395,000.000	394,336	345,404
009158AY2 AIR PRODUCTS AND CHEMICALS INC CALLABLE	SEMI-ANN.	1.850% 05/15/2027 247,000.000	252,600	219,827
02005NBH2 ALLY FINANCIAL INC CALLABLE NOTES FIXED	SEMI-ANN.	3.875% 05/21/2024 605,000.000	635,114	589,125
02005NBF6 ALLY FINANCIAL INC CALLABLE NOTES FIXED	SEMI-ANN.	5.750% 11/20/2025 450,000.000	469,386	436,038
36186CBY8 ALLY FINANCIAL INC NOTES FIXED 8% 01/NOV RATINGS: B3 B	SEMI-ANN.	8.000% 11/01/2031 305,000.000	406,922	316,094
02209SBL6 ALTRIA GROUP INC CALLABLE NOTES FIXED 2.	SEMI-ANN.	2.450% 02/04/2032 330,000.000	329,654	249,827
02209SBD4 ALTRIA GROUP INC CALLABLE NOTES FIXED 4.	SEMI-ANN.	4.800% 02/14/2029 115,000.000	128,952	110,419
00253XAA9 AMERICAN AIRLINES INC/AADVANTAGE LOYALTY	QUARTERLY	5.500% 04/20/2026 245,000.000	248,163	235,538
00253XAB7 AMERICAN AIRLINES INC/AADVANTAGE LOYALTY	QUARTERLY	5.750% 04/20/2029 170,000.000	174,144	155,073
023764AA1 AMERICAN AIRLINES 2016-2 CLASS A PASS TH	SEMI-ANN.	3.650% 12/15/2029 298,592.500	293,911	233,141
023765AA8 AMERICAN AIRLINES 2016-2 CLASS AA PASS T	SEMI-ANN.	3.200% 12/15/2029 294,995.000	294,995	256,216
02376LAA3 AMERICAN AIRLINES 2021-1 CLASS B PASS TH	SEMI-ANN.	3.950% 01/11/2032 285,000.000	248,663	226,455

JPMorgan Investor Services — J.P.Morgan

BOILERMAKERS NATIONAL ANNUITY TRUST
E.I.N. 48-1029345 PLAN NO. 001
SCHEDULE H, LINE 4i—SCHEDULE OF ASSETS (HELD AT END OF YEAR) (CONTINUED)
DECEMBER 31, 2022

FD491 PAGE 12
SCHEDULE H (FORM 5500 - 4I-1) BANK OF LABOR - MONTHLY C 18661
SCHEDULE OF ASSETS HELD FOR
INVESTMENT PURPOSES AT END OF YEAR BASE CURRENCY: USD AS OF DECEMBER 31,2022

IDENTITY OF ISSUE, BORROWER, LESSOR	DESCRIPTION OF INVESTMENT SHARES / PAR	COST	CURRENT VALUE
025537AV3 AMERICAN ELECTRIC POWER CO INC CALLABLE	SEMI-ANN. 5.750% 11/01/2027 585,000.000	583,450	601,885
03027XAK6 AMERICAN TOWER CORP CALLABLE NOTES FIXED	SEMI-ANN. 3.375% 10/15/2026 235,000.000	232,659	219,990
03027XAR1 AMERICAN TOWER CORP CALLABLE NOTES FIXED	SEMI-ANN. 3.600% 01/15/2028 125,000.000	139,726	115,068
03065WAD7 AMERICREDIT AUTOMOBILE RECEIVABLES TRUST	MONTHLY 4.380% 04/18/2028 275,000.000	273,568	269,915
66981FAA8 AMSR 2020-SFR4 TRUST 2020-SFR4 A 1.355%	MONTHLY 1.355% 11/17/2037 505,000.000	488,799	452,320
037735DA2 APPALACHIAN POWER CO CALLABLE NOTES FIXE	SEMI-ANN. 4.500% 08/01/2032 315,000.000	314,172	294,720
037833ED8 APPLE INC CALLABLE NOTES FIXED 1.65% 08/	SEMI-ANN. 1.650% 02/08/2031 815,000.000	814,772	657,622
037833DK3 APPLE INC CALLABLE NOTES FIXED 3% 13/NOV	SEMI-ANN. 3.000% 11/13/2027 1,000,000.000	1,123,950	934,795
03881VAN9 ARBOR MULTIFAMILY MORTGAGE SECURITIES TR	MONTHLY FLOATING 06/15/2054 340,000.000	350,200	269,635
040555DE1 ARIZONA PUBLIC SERVICE CO CALLABLE NOTES	SEMI-ANN. 6.350% 12/15/2032 390,000.000	389,466	411,497
048677AD0 ATLANTIC MARINE CORPS COMMUNITIES LLC CA	SEMI-ANN. 5.433% 12/01/2050 552,189.600	571,170	433,502
05329WAQ5 AUTONATION INC CALLABLE NOTES FIXED 4.75	SEMI-ANN. 4.750% 06/01/2030 570,000.000	670,413	509,953
05401AAJ0 AVOLON HOLDINGS FUNDING LTD CALLABLE NOT	SEMI-ANN. 3.250% 02/15/2027 775,000.000	698,546	664,120
05971AAG6 BANCO BTG PACTUAL SA/CAYMAN ISLANDS CALL	SEMI-ANN. 2.750% 01/11/2026 510,000.000	507,052	463,463
05964HAS4 BANCO SANTANDER SA NOTES FIXED 5.294% 18	SEMI-ANN. 5.294% 08/18/2027 600,000.000	600,000	585,814
06051GKM0 BANK OF AMERICA CORP CALLABLE MEDIUM TER	SEMI-ANN. FLOATING 04/02/2026 400,000.000	400,000	382,315

BOILERMAKERS NATIONAL ANNUITY TRUST
E.I.N. 48-1029345 PLAN NO. 001
SCHEDULE H, LINE 4i—SCHEDULE OF ASSETS (HELD AT END OF YEAR) (CONTINUED)
DECEMBER 31, 2022

FD491 PAGE 13
SCHEDULE H (FORM 5500 - 4I-1) BANK OF LABOR - MONTHLY C 18661
SCHEDULE OF ASSETS HELD FOR
INVESTMENT PURPOSES AT END OF YEAR BASE CURRENCY: USD AS OF DECEMBER 31,2022

IDENTITY OF ISSUE, BORROWER, LESSOR	DESCRIPTION OF INVESTMENT SHARES / PAR	COST	CURRENT VALUE
06048WY38 BANK OF AMERICA CORP CALLABLE MEDIUM TER	SEMI-ANN. FLOATING 09/16/2026 500,000.000	500,000	497,203
06051GJZ3 BANK OF AMERICA CORP CALLABLE MEDIUM TER	SEMI-ANN. FLOATING 06/14/2029 325,000.000	325,000	273,486
06051GHZ5 BANK OF AMERICA CORP CALLABLE MEDIUM TER	SEMI-ANN. FLOATING 02/13/2031 750,000.000	782,178	611,343
06051GJS9 BANK OF AMERICA CORP CALLABLE NOTES VARI	SEMI-ANN. FLOATING 07/22/2027 300,000.000	300,000	262,993
06051GJT7 BANK OF AMERICA CORP CALLABLE NOTES VARI	SEMI-ANN. FLOATING 04/22/2032 340,000.000	340,000	273,019
06051GKD0 BANK OF AMERICA CORP CALLABLE NOTES VARI	SEMI-ANN. FLOATING 10/20/2032 225,000.000	225,000	176,221
064159VL7 BANK OF NOVA SCOTIA/THE NOTES FIXED 1.3%	SEMI-ANN. 1.300% 06/11/2025 350,000.000	349,223	320,933
06684NAH2 BAPTIST HEALTH OBLIGATED GROUP BOND FIXE	SEMI-ANN. 3.389% 12/01/2029 945,000.000	1,013,201	816,326
06684NAK5 BAPTIST HEALTH OBLIGATED GROUP CALLABLE	SEMI-ANN. 3.569% 12/01/2034 500,000.000	507,045	406,613
06738EAP0 BARCLAYS PLC NOTES FIXED 5.2% 12/MAY/202	SEMI-ANN. 5.200% 05/12/2026 715,000.000	806,888	695,944
05530QAP5 BAT INTERNATIONAL FINANCE PLC CALLABLE N	SEMI-ANN. 4.448% 03/16/2028 420,000.000	420,000	390,193
08162FAD5 BENCHMARK 2019-B12 MORTGAGE TRUST 2019-B	MONTHLY 2.858% 08/15/2052 660,000.000	723,035	576,319
08162WAZ9 BENCHMARK 2020-B19 MORTGAGE TRUST 2020-B	MONTHLY 1.691% 09/15/2053 200,000.000	185,000	181,679
09700WEG4 BOEING CAPITAL CORP MEDIUM TERM NOTE VAR	QUARTERLY FLOATING 09/15/2023 520,000.000	521,300	518,191
097023DG7 BOEING CO/THE CALLABLE NOTES FIXED 2.196	SEMI-ANN. 2.196% 02/04/2026 500,000.000	503,523	454,775
097023DB8 BOEING CO/THE CALLABLE NOTES FIXED 3.25%	SEMI-ANN. 3.250% 02/01/2028 2,000,000.000	2,005,915	1,824,583

JPMorgan Investor Services J.P.Morgan

BOILERMAKERS NATIONAL ANNUITY TRUST
E.I.N. 48-1029345 PLAN NO. 001
SCHEDULE H, LINE 4i—SCHEDULE OF ASSETS (HELD AT END OF YEAR) (CONTINUED)
DECEMBER 31, 2022

FD491 PAGE 14
SCHEDULE H (FORM 5500 - 4I-1) BANK OF LABOR - MONTHLY C 18661
SCHEDULE OF ASSETS HELD FOR
INVESTMENT PURPOSES AT END OF YEAR BASE CURRENCY: USD AS OF DECEMBER 31,2022

IDENTITY OF ISSUE, BORROWER, LESSOR	DESCRIPTION OF INVESTMENT SHARES / PAR	COST	CURRENT VALUE
097023DC6 BOEING CO/THE CALLABLE NOTES FIXED 3.625	SEMI-ANN. 3.625% 02/01/2031 650,000.000	683,806	572,232
097023CT0 BOEING CO/THE CALLABLE NOTES FIXED 4.875	SEMI-ANN. 4.875% 05/01/2025 1,000,000.000	1,095,830	990,797
05583JAK8 BPCE SA CALLABLE MEDIUM TERM NOTE VARIAB	SEMI-ANN. FLOATING 10/19/2027 250,000.000	250,000	215,420
10554TAB1 BRASKEM NETHERLANDS FINANCE BV CALLABLE	SEMI-ANN. 4.500% 01/10/2028 245,000.000	242,538	219,680
05609QAG1 BX COMMERCIAL MORTGAGE TRUST 2021-ACNT 2	MONTHLY FLOATING 11/15/2038 580,000.000	571,930	548,001
05609VAG0 BX COMMERCIAL MORTGAGE TRUST 2021-VOLT 2	MONTHLY FLOATING 09/15/2036 240,000.000	234,525	226,256
05609CAA5 BX COMMERCIAL MORTGAGE TRUST 2021-21M 20	MONTHLY FLOATING 10/15/2036 238,403.690	230,496	229,061
12433UAJ4 BX TRUST 2018-GW 2018-GW C FLOATING 15/M	MONTHLY FLOATING 05/15/2035 330,000.000	320,719	317,549
05609BBD0 BX TRUST 2021-LBA 2021-LBA CV FLOATING 1	MONTHLY FLOATING 02/15/2036 425,000.000	425,000	391,844
12673PAJ4 CA INC CALLABLE NOTES FIXED 4.7% 15/MAR/	SEMI-ANN. 4.700% 03/15/2027 500,000.000	470,710	467,317
13605WN31 CANADIAN IMPERIAL BANK OF COMMERCE CALLA	SEMI-ANN. 0.900% 12/15/2025 200,000.000	179,466	169,402
14040HCU7 CAPITAL ONE FINANCIAL CORP CALLABLE NOTE	SEMI-ANN. FLOATING 07/24/2026 500,000.000	500,000	490,101
14040HBD6 CAPITAL ONE FINANCIAL CORP NOTES FIXED 3	SEMI-ANN. 3.500% 06/15/2023 550,000.000	605,821	546,660
14041NFV8 CAPITAL ONE MULTI-ASSET EXECUTION TRUST	MONTHLY 2.060% 08/15/2028 135,000.000	134,964	123,480
14317JAE7 CARMAX AUTO OWNER TRUST 2021-4 2021-4 A4	MONTHLY 0.820% 04/15/2027 410,000.000	393,600	367,399
14318MAD1 CARMAX AUTO OWNER TRUST 2022-3 2022-3 A3	MONTHLY 3.970% 04/15/2027 385,000.000	384,991	377,639

JPMorgan Investor Services J.P.Morgan

BOILERMAKERS NATIONAL ANNUITY TRUST
E.I.N. 48-1029345 PLAN NO. 001
SCHEDULE H, LINE 4i—SCHEDULE OF ASSETS (HELD AT END OF YEAR) (CONTINUED)
DECEMBER 31, 2022

FD491 — PAGE 15
SCHEDULE H (FORM 5500 - 4I-1) — BANK OF LABOR - MONTHLY — C 18661
SCHEDULE OF ASSETS HELD FOR INVESTMENT PURPOSES AT END OF YEAR — BASE CURRENCY: USD — AS OF DECEMBER 31,2022

IDENTITY OF ISSUE, BORROWER, LESSOR	DESCRIPTION OF INVESTMENT SHARES / PAR	COST	CURRENT VALUE
14913R2V8 CATERPILLAR FINANCIAL SERVICES CORP CALL	SEMI-ANN. 3.400% 05/13/2025 500,000.000	501,370	486,439
12530MAB1 CF HIPPOLYTA ISSUER LLC 2020-1 A2 1.99%	MONTHLY 1.990% 07/15/2060 146,584.170	146,750	121,092
12530MAG0 CF HIPPOLYTA ISSUER LLC 2021-1A B1 1.98%	MONTHLY 1.980% 03/15/2061 218,895.710	220,144	182,691
17275RBL5 CISCO SYSTEMS INC CALLABLE NOTES FIXED 2	SEMI-ANN. 2.500% 09/20/2026 875,000.000	874,230	815,728
17324KAR9 CITIGROUP COMMERCIAL MORTGAGE TRUST 2015	MONTHLY FLOATING 11/10/2048 570,000.000	616,179	526,063
17324DAU8 CITIGROUP COMMERCIAL MORTGAGE TRUST 2015	MONTHLY 3.717% 09/15/2048 465,000.000	509,829	442,835
17291DAC7 CITIGROUP COMMERCIAL MORTGAGE TRUST 2018	MONTHLY 3.963% 06/10/2051 210,329.280	210,087	196,006
17329FL93 CITIGROUP GLOBAL MARKETS HOLDINGS INC/UN	QUARTERLY FLOATING 05/21/2031 500,000.000	500,000	370,823
17298CKA5 CITIGROUP INC CALLABLE MEDIUM TERM NOTE	SEMI-ANN. 2.000% 09/16/2031 250,000.000	250,000	183,088
17298CH68 CITIGROUP INC CALLABLE MEDIUM TERM NOTE	SEMI-ANN. 3.000% 08/30/2029 1,500,000.000	1,540,000	1,251,870
17298CH76 CITIGROUP INC CALLABLE MEDIUM TERM NOTE	SEMI-ANN. 3.000% 08/30/2031 500,000.000	507,500	389,495
1730T02Q1 CITIGROUP INC CALLABLE MEDIUM TERM NOTE	QUARTERLY FLOATING 10/29/2021	16,000	0
17298CH27 CITIGROUP INC CALLABLE MEDIUM TERM NOTE	SEMI-ANN. FLOATING 07/31/2031 2,000,000.000	2,000,000	1,658,103
172967NE7 CITIGROUP INC CALLABLE NOTES VARIABLE 03	SEMI-ANN. FLOATING 11/03/2032 300,000.000	255,491	233,486
172967NH0 CITIGROUP INC CALLABLE NOTES VARIABLE 24	QUARTERLY FLOATING 02/24/2028 495,000.000	495,000	478,069
172967MT5 CITIGROUP INC CALLABLE NOTES VARIABLE 30	SEMI-ANN. FLOATING 10/30/2024 605,000.000	605,000	579,816

JPMorgan Investor Services — J.P.Morgan

BOILERMAKERS NATIONAL ANNUITY TRUST
E.I.N. 48-1029345 PLAN NO. 001
SCHEDULE H, LINE 4i—SCHEDULE OF ASSETS (HELD AT END OF YEAR) (CONTINUED)
DECEMBER 31, 2022

FD491 — PAGE 16
SCHEDULE H (FORM 5500 - 4I-1) — BANK OF LABOR - MONTHLY — C 18661
SCHEDULE OF ASSETS HELD FOR INVESTMENT PURPOSES AT END OF YEAR — BASE CURRENCY: USD — AS OF DECEMBER 31,2022

IDENTITY OF ISSUE, BORROWER, LESSOR	DESCRIPTION OF INVESTMENT SHARES / PAR	COST	CURRENT VALUE
75524KPT5 CITIZENS BANK NA/PROVIDENCE RI CALLABLE	SEMI-ANN. FLOATING 10/24/2025 305,000.000	305,000	308,581
126117AT7 CNA FINANCIAL CORP CALLABLE BOND FIXED 4	SEMI-ANN. 4.500% 03/01/2026 335,000.000	334,916	329,653
12664JAB6 CNH EQUIPMENT TRUST 2022-C 2022-C A2 5.4	MONTHLY 5.420% 07/15/2026 165,000.000	164,999	165,633
191216DJ6 COCA-COLA CO/THE CALLABLE NOTES FIXED 1.	SEMI-ANN. 1.500% 03/05/2028 295,000.000	293,773	254,382
191216CR9 COCA-COLA CO/THE CALLABLE NOTES FIXED 3.	SEMI-ANN. 3.375% 03/25/2027 210,000.000	209,960	201,726
20030NCR0 COMCAST CORP CALLABLE NOTES FIXED 3.7% 1	SEMI-ANN. 3.700% 04/15/2024 135,000.000	134,992	132,992
20030NCS8 COMCAST CORP CALLABLE NOTES FIXED 3.95%	SEMI-ANN. 3.950% 10/15/2025 175,000.000	174,785	171,532
12592LBL5 COMM 2014-CCRE20 MORTGAGE TRUST 2014-CR2	MONTHLY 3.938% 11/10/2047 345,000.000	344,084	325,687
12592LBH4 COMM 2014-CCRE20 MORTGAGE TRUST 2014-CR2	MONTHLY 3.326% 11/10/2047 268,540.310	274,319	256,037
21036PAN8 CONSTELLATION BRANDS INC CALLABLE NOTES	SEMI-ANN. 4.750% 11/15/2024 505,000.000	541,438	501,463
22553Q7A9 CREDIT SUISSE AG/LONDON CALLABLE MEDIUM	QUARTERLY 4.000% 12/30/2023 500,000.000	500,000	479,560
22550L2F7 CREDIT SUISSE AG/NEW YORK NY MEDIUM TERM	SEMI-ANN. 0.520% 08/09/2023 250,000.000	241,563	237,813
225433AT8 CREDIT SUISSE GROUP AG NOTES FIXED 3.8%	SEMI-ANN. 3.800% 06/09/2023 1,000,000.000	995,700	973,750
12655QAA3 CSMC 2020-WEST TRUST 2020-WEST A 3.0403%	MONTHLY 3.040% 02/15/2035 290,000.000	305,135	226,727
233869AC0 DAIMLER TRUCKS RETAIL TRUST 2022-1 2022-	MONTHLY 5.230% 02/17/2026 315,000.000	314,979	314,055
235825AH9 DANA INC CALLABLE NOTES FIXED 4.25% 01/S	SEMI-ANN. 4.250% 09/01/2030 250,000.000	250,000	201,405

JPMorgan Investor Services — J.P.Morgan

FD491 PAGE 17
SCHEDULE H (FORM 5500 - 4I-1) BANK OF LABOR - MONTHLY C 18661
SCHEDULE OF ASSETS HELD FOR
INVESTMENT PURPOSES AT END OF YEAR BASE CURRENCY: USD AS OF DECEMBER 31,2022

IDENTITY OF ISSUE, BORROWER, LESSOR	DESCRIPTION OF INVESTMENT	SHARES / PAR	COST	CURRENT VALUE
24703TAE6 DELL INTERNATIONAL LLC / EMC CORP CALLAB	SEMI-ANN.	4.900% 10/01/2026 741,000.000	780,531	730,403
24703TAG1 DELL INTERNATIONAL LLC / EMC CORP CALLAB	SEMI-ANN.	5.300% 10/01/2029 112,000.000	111,231	109,816
24703TAJ5 DELL INTERNATIONAL LLC / EMC CORP CALLAB	SEMI-ANN.	8.100% 07/15/2036 135,000.000	181,420	151,855
830867AA5 DELTA AIR LINES INC / SKYMILES IP LTD CA	QUARTERLY	4.500% 10/20/2025 210,000.000	211,375	204,966
251526CM9 DEUTSCHE BANK AG/NEW YORK NY NOTES FIXED	SEMI-ANN.	0.962% 11/08/2023 410,000.000	410,000	394,452
25160PAM9 DEUTSCHE BANK AG/NEW YORK NY NOTES FIXED	SEMI-ANN.	5.371% 09/09/2027 420,000.000	420,000	421,579
25389JAR7 DIGITAL REALTY TRUST LP CALLABLE BOND FI	SEMI-ANN.	3.700% 08/15/2027 210,000.000	210,102	195,243
262104AF9 DRIVE AUTO RECEIVABLES TRUST 2021-2 2021	MONTHLY	1.390% 03/15/2029 510,000.000	509,934	470,030
26441CBS3 DUKE ENERGY CORP CALLABLE NOTES FIXED 4.	SEMI-ANN.	4.300% 03/15/2028 545,000.000	544,166	525,404
29278NAF0 ENERGY TRANSFER LP CALLABLE NOTES FIXED	SEMI-ANN.	4.950% 06/15/2028 515,000.000	598,739	498,869
30037DAA3 EVERGY METRO INC CALLABLE BOND FIXED 2.2	SEMI-ANN.	2.250% 06/01/2030 380,000.000	379,559	313,552
30219GAM0 EVERNORTH HEALTH INC CALLABLE BOND FIXED	SEMI-ANN.	4.500% 02/25/2026 487,000.000	484,794	480,483
30212PAP0 EXPEDIA GROUP INC CALLABLE NOTES FIXED 3	SEMI-ANN.	3.800% 02/15/2028 245,000.000	226,509	225,323
30212PAM7 EXPEDIA GROUP INC CALLABLE NOTES FIXED 5	SEMI-ANN.	5.000% 02/15/2026 70,000.000	71,324	69,148
30227FAG5 EXTENDED STAY AMERICA TRUST 2021-ESH 202	MONTHLY	FLOATING 07/15/2038 434,405.540	434,406	416,970
35564KEL9 FHLMC STACR REMIC TRUST 2021-DNA3 2021-D	MONTHLY	FLOATING 10/25/2033 145,000.000	139,019	142,169

JPMorgan Investor Services J.P.Morgan

BOILERMAKERS NATIONAL ANNUITY TRUST
E.I.N. 48-1029345 PLAN NO. 001
SCHEDULE H, LINE 4i—SCHEDULE OF ASSETS (HELD AT END OF YEAR) (CONTINUED)
DECEMBER 31, 2022

FD491 PAGE 18
SCHEDULE H (FORM 5500 - 4I-1) BANK OF LABOR - MONTHLY C 18661
SCHEDULE OF ASSETS HELD FOR INVESTMENT PURPOSES AT END OF YEAR BASE CURRENCY: USD AS OF DECEMBER 31,2022

IDENTITY OF ISSUE, BORROWER, LESSOR	DESCRIPTION OF INVESTMENT SHARES / PAR	COST	CURRENT VALUE
35564KPV5 FHLMC STACR REMIC TRUST 2022-DNA1 2022-D	MONTHLY FLOATING 01/25/2042 490,000.000	481,881	464,947
3137G0EW5 FHLMC STRUCTURED AGENCY CREDIT RISK DEBT	MONTHLY FLOATING 10/25/2027 .070	0	0
3137G0LA5 FHLMC STRUCTURED AGENCY CREDIT RISK DEBT	MONTHLY FLOATING 03/25/2029 263,285.670	271,625	267,909
3137G0UD9 FHLMC STRUCTURED AGENCY CREDIT RISK DEBT	MONTHLY FLOATING 09/25/2030 .010	0	0
31620RAH8 FIDELITY NATIONAL FINANCIAL INC CALLABLE	SEMI-ANN. 4.500% 08/15/2028 1,500,000.000	1,607,628	1,425,204
31620RAJ4 FIDELITY NATIONAL FINANCIAL INC CALLABLE	SEMI-ANN. 3.400% 06/15/2030 500,000.000	542,820	423,243
31620MBR6 FIDELITY NATIONAL INFORMATION SERVICES I	SEMI-ANN. 1.150% 03/01/2026 680,000.000	678,980	597,248
337158AJ8 FIRST HORIZON BANK CALLABLE NOTES FIXED	SEMI-ANN. 5.750% 05/01/2030 305,000.000	374,637	296,435
320517AD7 FIRST HORIZON CORP CALLABLE NOTES FIXED	SEMI-ANN. 4.000% 05/26/2025 1,005,000.000	1,084,134	978,595
33767WAC7 FIRSTKEY HOMES 2021-SFR1 TRUST 2021-SFR1	MONTHLY 1.788% 08/17/2038 425,000.000	422,622	364,482
337738AT5 FISERV INC CALLABLE NOTES FIXED 3.2% 01/	SEMI-ANN. 3.200% 07/01/2026 70,000.000	69,995	65,587
30711XBM5 FNMA CONNECTICUT AVENUE SECURITIES 2016-	MONTHLY FLOATING 08/25/2028 471,508.790	498,226	492,285
30711XEQ3 FNMA CONNECTICUT AVENUE SECURITIES 2017-	MONTHLY FLOATING 07/25/2029 80,000.000	86,400	87,213
30711XYW8 FNMA CONNECTICUT AVENUE SECURITIES 2018-	MONTHLY FLOATING 07/25/2030 900,000.000	893,283	915,734
34528PAK2 FORD CREDIT FLOORPLAN MASTER OWNER TRUST	MONTHLY 4.060% 11/15/2030 135,000.000	135,682	126,940
34528QHF4 FORD CREDIT FLOORPLAN MASTER OWNER TRUST	MONTHLY 2.440% 09/15/2026 740,000.000	739,084	708,223

JPMorgan Investor Services J.P.Morgan

BOILERMAKERS NATIONAL ANNUITY TRUST
E.I.N. 48-1029345 PLAN NO. 001
SCHEDULE H, LINE 4i—SCHEDULE OF ASSETS (HELD AT END OF YEAR) (CONTINUED)
DECEMBER 31, 2022

FD491 PAGE 19
SCHEDULE H (FORM 5500 - 4I-1) BANK OF LABOR - MONTHLY C 18661
SCHEDULE OF ASSETS HELD FOR
INVESTMENT PURPOSES AT END OF YEAR BASE CURRENCY: USD AS OF DECEMBER 31,2022

IDENTITY OF ISSUE, BORROWER, LESSOR	DESCRIPTION OF INVESTMENT SHARES / PAR	COST	CURRENT VALUE
34528QHL1 FORD CREDIT FLOORPLAN MASTER OWNER TRUST	MONTHLY FLOATING 09/15/2025 225,000.000	223,567	224,178
345397B85 FORD MOTOR CREDIT CO LLC CALLABLE NOTES	SEMI-ANN. 2.300% 02/10/2025 455,000.000	419,738	410,945
34959EAA7 FORTINET INC CALLABLE NOTES FIXED 1% 15/	SEMI-ANN. 1.000% 03/15/2026 345,000.000	343,147	302,315
368266AT9 GAZPROM PJSC VIA GAZ CAPITAL SA NOTES FI	SEMI-ANN. 4.950% 02/06/2028 255,000.000	249,682	191,967
37045VAN0 GENERAL MOTORS CO CALLABLE NOTES FIXED 4	SEMI-ANN. 4.200% 10/01/2027 780,000.000	798,012	734,608
37045VAY6 GENERAL MOTORS CO CALLABLE NOTES FIXED 5	SEMI-ANN. 5.400% 10/15/2029 310,000.000	309,715	296,385
37045VAV2 GENERAL MOTORS CO CALLABLE NOTES FIXED 6	SEMI-ANN. 6.125% 10/01/2025 90,000.000	89,909	91,671
37045XDE3 GENERAL MOTORS FINANCIAL CO INC CALLABLE	SEMI-ANN. 2.350% 01/08/2031 434,000.000	424,910	328,218
37363JAE1 GEORGIA TECH FOUNDATION INC CALLABLE BON	SEMI-ANN. 2.560% 11/01/2024 230,000.000	214,397	217,889
361841AH2 GLP CAPITAL LP / GLP FINANCING II INC CA	SEMI-ANN. 5.375% 04/15/2026 110,000.000	118,815	107,946
361841AP4 GLP CAPITAL LP / GLP FINANCING II INC CA	SEMI-ANN. 4.000% 01/15/2030 485,000.000	526,808	424,770
36258XAD2 GLS AUTO RECEIVABLES ISSUER TRUST 2020-1	MONTHLY 3.680% 11/16/2026 150,000.000	143,250	143,852
36261XAE5 GLS AUTO RECEIVABLES ISSUER TRUST 2021-2	MONTHLY 1.080% 06/15/2026 235,000.000	234,996	224,941
36261XAG0 GLS AUTO RECEIVABLES ISSUER TRUST 2021-2	MONTHLY 1.420% 04/15/2027 185,000.000	184,970	167,917
36263DAC1 GLS AUTO RECEIVABLES ISSUER TRUST 2021-4	MONTHLY 1.940% 10/15/2027 380,000.000	375,033	352,115
380881FC1 GOLDEN CREDIT CARD TRUST 2021-1A B 1.44%	MONTHLY 1.440% 08/15/2028 285,000.000	284,910	250,647

JPMorgan Investor Services J.P.Morgan

BOILERMAKERS NATIONAL ANNUITY TRUST
E.I.N. 48-1029345 PLAN NO. 001
SCHEDULE H, LINE 4i—SCHEDULE OF ASSETS (HELD AT END OF YEAR) (CONTINUED)
DECEMBER 31, 2022

FD491 PAGE 20
SCHEDULE H (FORM 5500 - 4I-1) BANK OF LABOR - MONTHLY C 18661
SCHEDULE OF ASSETS HELD FOR
INVESTMENT PURPOSES AT END OF YEAR BASE CURRENCY: USD AS OF DECEMBER 31,2022

IDENTITY OF ISSUE, BORROWER, LESSOR	DESCRIPTION OF INVESTMENT SHARES / PAR	COST	CURRENT VALUE
38150ANN1 GOLDMAN SACHS GROUP INC/THE CALLABLE MED	SEMI-ANN. 4.000% 08/30/2023 500,000.000	500,000	496,059
38150AE68 GOLDMAN SACHS GROUP INC/THE CALLABLE MED	SEMI-ANN. FLOATING 03/31/2030 200,000.000	200,000	187,719
38150AP82 GOLDMAN SACHS GROUP INC/THE CALLABLE MED	SEMI-ANN. FLOATING 09/20/2032 500,000.000	500,000	469,088
38141GYA6 GOLDMAN SACHS GROUP INC/THE CALLABLE NOT	SEMI-ANN. FLOATING 03/09/2027 245,000.000	245,000	214,842
38141GYM0 GOLDMAN SACHS GROUP INC/THE CALLABLE NOT	SEMI-ANN. FLOATING 10/21/2027 270,000.000	270,000	236,398
38141GWL4 GOLDMAN SACHS GROUP INC/THE CALLABLE NOT	SEMI-ANN. FLOATING 06/05/2028 655,000.000	699,846	608,505
38141GXR0 GOLDMAN SACHS GROUP INC/THE CALLABLE NOT	SEMI-ANN. FLOATING 01/27/2032 270,000.000	270,000	205,983
38141GYB4 GOLDMAN SACHS GROUP INC/THE CALLABLE NOT	SEMI-ANN. FLOATING 04/22/2032 190,000.000	190,000	151,630
38141GWB6 GOLDMAN SACHS GROUP INC/THE CALLABLE NOT	SEMI-ANN. 3.850% 01/26/2027 5,000.000	4,986	4,759
40057H5T3 GS FINANCE CORP CALLABLE MEDIUM TERM NOT	QUARTERLY FLOATING 05/19/2031 500,000.000	500,000	327,383
40057HE48 GS FINANCE CORP CALLABLE MEDIUM TERM NOT	QUARTERLY FLOATING 05/28/2031 500,000.000	500,000	500,000
42806MAF6 HERTZ VEHICLE FINANCING III LP 2021-2A B	MONTHLY 2.120% 12/27/2027 205,000.000	189,935	175,894
42806MAB5 HERTZ VEHICLE FINANCING LLC 2021-1A B 1.	MONTHLY 1.560% 12/26/2025 235,000.000	234,978	215,371
428102AF4 HESS MIDSTREAM OPERATIONS LP CALLABLE NO	SEMI-ANN. 5.500% 10/15/2030 175,000.000	175,000	160,107
431571AD0 HILLENBRAND INC CALLABLE NOTES FIXED 5.7	SEMI-ANN. 5.750% 06/15/2025 365,000.000	365,000	363,175
442851AH4 HOWARD UNIVERSITY CALLABLE BOND FIXED 2.	SEMI-ANN. 2.657% 10/01/2026 915,000.000	863,934	834,670

JPMorgan Investor Services J.P.Morgan

BOILERMAKERS NATIONAL ANNUITY TRUST
E.I.N. 48-1029345 PLAN NO. 001
SCHEDULE H, LINE 4i—SCHEDULE OF ASSETS (HELD AT END OF YEAR) (CONTINUED)
DECEMBER 31, 2022

FD491 PAGE 21
SCHEDULE H (FORM 5500 - 4I-1) BANK OF LABOR - MONTHLY C 18661
SCHEDULE OF ASSETS HELD FOR
INVESTMENT PURPOSES AT END OF YEAR BASE CURRENCY: USD AS OF DECEMBER 31,2022

IDENTITY OF ISSUE, BORROWER, LESSOR	DESCRIPTION OF INVESTMENT SHARES / PAR	COST	CURRENT VALUE
443201AB4 HOWMET AEROSPACE INC CALLABLE NOTES FIXE	SEMI-ANN. 3.000% 01/15/2029 375,000.000	375,000	318,750
443201AA6 HOWMET AEROSPACE INC CALLABLE NOTES FIXE	SEMI-ANN. 6.875% 05/01/2025 22,000.000	25,173	22,576
404280CS6 HSBC HOLDINGS PLC CALLABLE NOTES VARIABL	SEMI-ANN. FLOATING 05/24/2025 400,000.000	400,109	370,492
404280CC1 HSBC HOLDINGS PLC CALLABLE NOTES VARIABL	SEMI-ANN. FLOATING 05/22/2030 455,000.000	499,607	399,398
446150BB9 HUNTINGTON BANCSHARES INC/OH CALLABLE NO	SEMI-ANN. FLOATING 08/04/2028 555,000.000	555,000	526,697
44644AAE7 HUNTINGTON NATIONAL BANK/THE CALLABLE NO	SEMI-ANN. 3.550% 10/06/2023 365,000.000	364,197	361,113
44701QBE1 HUNTSMAN INTERNATIONAL LLC CALLABLE NOTE	SEMI-ANN. 4.500% 05/01/2029 806,000.000	858,233	726,289
448579AN2 HYATT HOTELS CORP CALLABLE NOTES FIXED 1	SEMI-ANN. 1.800% 10/01/2024 940,000.000	939,944	881,103
44933LAF0 HYUNDAI AUTO RECEIVABLES TRUST 2021-A 20	MONTHLY 1.330% 11/15/2027 330,000.000	294,216	292,534
46115HBU0 INTESA SANPAOLO SPA NOTES FIXED 7% 21/NO	SEMI-ANN. 7.000% 11/21/2025 200,000.000	199,596	204,155
46188BAB8 INVITATION HOMES OPERATING PARTNERSHIP L	SEMI-ANN. 2.300% 11/15/2028 690,000.000	689,301	571,885
46284VAF8 IRON MOUNTAIN INC CALLABLE NOTES FIXED 4	SEMI-ANN. 4.875% 09/15/2029 30,000.000	29,100	26,166
46284VAJ0 IRON MOUNTAIN INC CALLABLE NOTES FIXED 5	SEMI-ANN. 5.250% 07/15/2030 405,000.000	420,095	351,945
46652WAA1 J.P. MORGAN CHASE COMMERCIAL MORTGAGE SE	MONTHLY 2.287% 03/05/2042 380,000.000	391,400	310,476
46590XAH9 JBS USA LUX SA / JBS USA FOOD CO / JBS U	SEMI-ANN. 5.750% 04/01/2033 405,000.000	397,216	386,281
477143AH4 JETBLUE 2019-1 CLASS AA PASS THROUGH TRU	SEMI-ANN. 2.750% 11/15/2033 406,962.930	408,290	334,593

JPMorgan Investor Services J.P.Morgan

BOILERMAKERS NATIONAL ANNUITY TRUST
E.I.N. 48-1029345 PLAN NO. 001
SCHEDULE H, LINE 4i—SCHEDULE OF ASSETS (HELD AT END OF YEAR) (CONTINUED)
DECEMBER 31, 2022

FD491 — PAGE 22
SCHEDULE H (FORM 5500 - 4I-1) — BANK OF LABOR - MONTHLY — C 18661
SCHEDULE OF ASSETS HELD FOR INVESTMENT PURPOSES AT END OF YEAR — BASE CURRENCY: USD — AS OF DECEMBER 31,2022

IDENTITY OF ISSUE, BORROWER, LESSOR	DESCRIPTION OF INVESTMENT	SHARES / PAR	COST	CURRENT VALUE
24422ETG4 JOHN DEERE CAPITAL CORP MEDIUM TERM NOTE	SEMI-ANN. 2.800% 03/06/2023	505,000.000	522,438	503,217
47837RAE0 JOHNSON CONTROLS INTERNATIONAL PLC / TYC	SEMI-ANN. 4.900% 12/01/2032	420,000.000	416,867	412,836
48128YAU5 JPMCC COMMERCIAL MORTGAGE SECURITIES TRU	MONTHLY 3.762% 03/10/2052	1,500,000.000	1,484,700	1,395,961
46648KAS5 JPMDB COMMERCIAL MORTGAGE SECURITIES TRU	MONTHLY 3.047% 10/15/2050	1,495,308.220	1,468,557	1,430,545
48128G4V9 JPMORGAN CHASE & CO CALLABLE MEDIUM TERM	QUARTERLY FLOATING 08/20/2031	250,000.000	250,000	243,206
48128GU65 JPMORGAN CHASE & CO CALLABLE MEDIUM TERM	SEMI-ANN. 2.000% 07/31/2033	200,000.000	191,250	134,718
46647PCB0 JPMORGAN CHASE & CO CALLABLE NOTES VARIA	SEMI-ANN. FLOATING 04/22/2027	465,000.000	465,000	409,260
46647PDA1 JPMORGAN CHASE & CO CALLABLE NOTES VARIA	SEMI-ANN. FLOATING 04/26/2028	505,000.000	505,000	481,167
46647PBR6 JPMORGAN CHASE & CO CALLABLE NOTES VARIA	SEMI-ANN. FLOATING 06/01/2028	420,000.000	428,024	367,802
49327M3E2 KEYBANK NA/CLEVELAND OH CALLABLE MEDIUM	SEMI-ANN. 4.150% 08/08/2025	350,000.000	349,902	342,421
50077LAL0 KRAFT HEINZ FOODS CO CALLABLE NOTES FIXE	SEMI-ANN. 5.000% 07/15/2035	304,000.000	342,028	291,833
501044DE8 KROGER CO/THE CALLABLE NOTES FIXED 2.65%	SEMI-ANN. 2.650% 10/15/2026	480,000.000	478,445	441,087
517834AG2 LAS VEGAS SANDS CORP CALLABLE NOTES FIXE	SEMI-ANN. 3.200% 08/08/2024	360,000.000	361,936	342,073
524660AZ0 LEGGETT & PLATT INC CALLABLE NOTES FIXED	SEMI-ANN. 4.400% 03/15/2029	732,000.000	788,218	688,745
526057CD4 LENNAR CORP CALLABLE NOTES FIXED 4.75% 2	SEMI-ANN. 4.750% 11/29/2027	146,000.000	150,939	140,680
53944YAT0 LLOYDS BANKING GROUP PLC CALLABLE NOTES	SEMI-ANN. FLOATING 08/11/2026	320,000.000	320,000	313,338

JPMorgan Investor Services — J.P.Morgan

BOILERMAKERS NATIONAL ANNUITY TRUST
E.I.N. 48-1029345 PLAN NO. 001
SCHEDULE H, LINE 4i—SCHEDULE OF ASSETS (HELD AT END OF YEAR) (CONTINUED)
DECEMBER 31, 2022

FD491 PAGE 23
SCHEDULE H (FORM 5500 - 4I-1) BANK OF LABOR - MONTHLY C 18661
SCHEDULE OF ASSETS HELD FOR
INVESTMENT PURPOSES AT END OF YEAR BASE CURRENCY: USD AS OF DECEMBER 31,2022

IDENTITY OF ISSUE, BORROWER, LESSOR	DESCRIPTION OF INVESTMENT SHARES / PAR	COST	CURRENT VALUE
54750AAA4 LOW INCOME INVESTMENT FUND CALLABLE BOND	SEMI-ANN. 3.386% 07/01/2026 475,000.000	492,133	448,546
55608JBC1 MACQUARIE GROUP LTD CALLABLE MEDIUM TERM	SEMI-ANN. FLOATING 06/21/2028 135,000.000	135,000	126,437
56585ABH4 MARATHON PETROLEUM CORP CALLABLE NOTES F	SEMI-ANN. 4.700% 05/01/2025 460,000.000	491,333	453,303
566007AC4 MARB BONDCO PLC CALLABLE BOND FIXED 3.95	SEMI-ANN. 3.950% 01/29/2031 255,000.000	255,000	196,860
571903AP8 MARRIOTT INTERNATIONAL INC/MD CALLABLE N	SEMI-ANN. 3.750% 10/01/2025 520,000.000	509,959	499,128
57665RAL0 MATCH GROUP HOLDINGS II LLC CALLABLE NOT	SEMI-ANN. 4.125% 08/01/2030 270,000.000	282,181	220,419
58768PAC8 MERCEDES-BENZ AUTO RECEIVABLES TRUST 202	MONTHLY 5.210% 08/16/2027 190,000.000	189,962	191,758
594918BX1 MICROSOFT CORP CALLABLE NOTES FIXED 2.87	SEMI-ANN. 2.875% 02/06/2024 410,000.000	407,015	402,373
59525EAA9 MID-ATLANTIC MILITARY FAMILY COMMUNITIES	SEMI-ANN. 4.000% 08/01/2028 550,000.000	532,301	529,738
59525EAD3 MID-ATLANTIC MILITARY FAMILY COMMUNITIES	SEMI-ANN. 5.000% 08/01/2045 290,000.000	301,820	303,227
59525EAE1 MID-ATLANTIC MILITARY FAMILY COMMUNITIES	SEMI-ANN. 5.000% 08/01/2050 333,000.000	329,670	347,751
599191AA1 MILEAGE PLUS HOLDINGS LLC / MILEAGE PLUS	QUARTERLY 6.500% 06/20/2027 666,042.920	678,235	662,181
60687YBX6 MIZUHO FINANCIAL GROUP INC CALLABLE NOTE	SEMI-ANN. FLOATING 05/22/2030 190,000.000	190,000	164,375
61746BDZ6 MORGAN STANLEY CALLABLE MEDIUM TERM NOTE	SEMI-ANN. 3.875% 01/27/2026 955,000.000	1,031,355	923,858
6174468C6 MORGAN STANLEY CALLABLE MEDIUM TERM NOTE	SEMI-ANN. 4.000% 07/23/2025 90,000.000	94,384	88,000
61747YEH4 MORGAN STANLEY CALLABLE MEDIUM TERM NOTE	SEMI-ANN. FLOATING 10/20/2032 160,000.000	160,000	125,210

JPMorgan Investor Services J.P.Morgan

BOILERMAKERS NATIONAL ANNUITY TRUST
E.I.N. 48-1029345 PLAN NO. 001
SCHEDULE H, LINE 4i—SCHEDULE OF ASSETS (HELD AT END OF YEAR) (CONTINUED)
DECEMBER 31, 2022

FD491 PAGE 24
SCHEDULE H (FORM 5500 - 4I-1) BANK OF LABOR - MONTHLY C 18661
SCHEDULE OF ASSETS HELD FOR
INVESTMENT PURPOSES AT END OF YEAR BASE CURRENCY: USD AS OF DECEMBER 31,2022

IDENTITY OF ISSUE, BORROWER, LESSOR	DESCRIPTION OF INVESTMENT SHARES / PAR	COST	CURRENT VALUE
61691ABL6 MORGAN STANLEY CAPITAL I TRUST 2015-UBS8	MONTHLY 3.809% 12/15/2048 220,000.000	243,478	208,072
61766YFB2 MORGAN STANLEY FINANCE LLC CALLABLE MEDI	SEMI-ANN. FLOATING 12/19/2030 1,200,000.000	1,199,400	967,939
61766YLZ2 MORGAN STANLEY FINANCE LLC CALLABLE MEDI	SEMI-ANN. 6.000% 11/16/2032 1,000,000.000	1,000,000	1,004,662
55336VBQ2 MPLX LP CALLABLE NOTES FIXED 2.65% 15/AU	SEMI-ANN. 2.650% 08/15/2030 440,000.000	439,514	359,029
55336VAR1 MPLX LP CALLABLE NOTES FIXED 4% 15/MAR/2	SEMI-ANN. 4.000% 03/15/2028 470,000.000	491,604	437,897
636180BR1 NATIONAL FUEL GAS CO CALLABLE NOTES FIXE	SEMI-ANN. 2.950% 03/01/2031 205,000.000	206,991	161,157
637432PA7 NATIONAL RURAL UTILITIES COOPERATIVE FIN	SEMI-ANN. 5.800% 01/15/2033 295,000.000	294,850	308,915
63861VAH0 NATIONWIDE BUILDING SOCIETY MEDIUM TERM	SEMI-ANN. 4.850% 07/27/2027 600,000.000	599,448	585,604
780097BP5 NATWEST GROUP PLC CALLABLE NOTES VARIABL	SEMI-ANN. FLOATING 05/22/2028 720,000.000	747,450	644,760
651229BB1 NEWELL BRANDS INC CALLABLE NOTES FIXED 4	SEMI-ANN. 4.875% 06/01/2025 380,000.000	408,108	369,550
65339KCH1 NEXTERA ENERGY CAPITAL HOLDINGS INC CALL	SEMI-ANN. 4.625% 07/15/2027 540,000.000	539,789	531,799
65339KBL3 NEXTERA ENERGY CAPITAL HOLDINGS INC NOTE	SEMI-ANN. 4.255% 09/01/2024 590,000.000	591,499	582,901
65473PAK1 NISOURCE INC CALLABLE NOTES FIXED 0.95%	SEMI-ANN. 0.950% 08/15/2025 108,000.000	103,942	97,451
65473QBE2 NISOURCE INC CALLABLE NOTES FIXED 3.49%	SEMI-ANN. 3.490% 05/15/2027 542,000.000	571,331	511,210
65480CAC9 NISSAN MOTOR ACCEPTANCE CO LLC CALLABLE	SEMI-ANN. 1.850% 09/16/2026 230,000.000	229,945	192,221
65535HAY5 NOMURA HOLDINGS INC NOTES FIXED 2.172% 1	SEMI-ANN. 2.172% 07/14/2028 615,000.000	615,000	507,883

JPMorgan Investor Services J.P.Morgan

BOILERMAKERS NATIONAL ANNUITY TRUST
E.I.N. 48-1029345 PLAN NO. 001
SCHEDULE H, LINE 4i—SCHEDULE OF ASSETS (HELD AT END OF YEAR) (CONTINUED)
DECEMBER 31, 2022

FD491 PAGE 25
SCHEDULE H (FORM 5500 - 4I-1) BANK OF LABOR - MONTHLY C 18661
SCHEDULE OF ASSETS HELD FOR
INVESTMENT PURPOSES AT END OF YEAR BASE CURRENCY: USD AS OF DECEMBER 31,2022

IDENTITY OF ISSUE, BORROWER, LESSOR	DESCRIPTION OF INVESTMENT SHARES / PAR	COST	CURRENT VALUE
655664AY6 NORDSTROM INC CALLABLE NOTES FIXED 4.25%	SEMI-ANN. 4.250% 08/01/2031 345,000.000	348,066	246,710
655664AS9 NORDSTROM INC CALLABLE NOTES FIXED 4% 15	SEMI-ANN. 4.000% 03/15/2027 62,000.000	64,480	51,621
67623CAE9 OFFICE PROPERTIES INCOME TRUST CALLABLE	SEMI-ANN. 2.400% 02/01/2027 495,000.000	493,171	362,915
682691AB6 ONEMAIN FINANCE CORP CALLABLE NOTES FIXE	SEMI-ANN. 3.500% 01/15/2027 475,000.000	474,625	393,286
682680AY9 ONEOK INC CALLABLE NOTES FIXED 3.4% 01/S	SEMI-ANN. 3.400% 09/01/2029 550,000.000	573,432	476,618
68389XCD5 ORACLE CORP CALLABLE NOTES FIXED 2.3% 25	SEMI-ANN. 2.300% 03/25/2028 500,000.000	514,185	433,847
69403WAB3 PACIFIC BEACON LLC CALLABLE BOND VARIABL	SEMI-ANN. FLOATING 07/15/2026 1,057,500.000	1,044,281	1,045,198
694308KA4 PACIFIC GAS AND ELECTRIC CO CALLABLE BON	SEMI-ANN. 3.250% 02/16/2024 415,000.000	414,851	405,184
694308JF5 PACIFIC GAS AND ELECTRIC CO CALLABLE BON	SEMI-ANN. 2.100% 08/01/2027 340,000.000	339,368	290,547
695114CW6 PACIFICORP CALLABLE BOND FIXED 2.7% 15/S	SEMI-ANN. 2.700% 09/15/2030 895,000.000	950,089	771,764
695114CR7 PACIFICORP CALLABLE BOND FIXED 3.6% 01/A	SEMI-ANN. 3.600% 04/01/2024 1,300,000.000	1,323,296	1,277,592
70450YAD5 PAYPAL HOLDINGS INC CALLABLE NOTES FIXED	SEMI-ANN. 2.650% 10/01/2026 300,000.000	299,256	277,158
718547AA0 PHILLIPS 66 CO CALLABLE NOTES FIXED 2.45	SEMI-ANN. 2.450% 12/15/2024 500,000.000	481,204	469,880
740189AM7 PRECISION CASTPARTS CORP CALLABLE NOTES	SEMI-ANN. 3.250% 06/15/2025 570,000.000	578,242	549,825
74331FAC5 PROGRESS RESIDENTIAL 2021-SFR1 2021-SFR1	MONTHLY 1.303% 04/17/2038 210,000.000	209,991	179,418
74456QBS4 PUBLIC SERVICE ELECTRIC AND GAS CO CALLA	SEMI-ANN. 3.000% 05/15/2027 260,000.000	259,238	243,166

JPMorgan Investor Services J.P.Morgan

BOILERMAKERS NATIONAL ANNUITY TRUST
E.I.N. 48-1029345 PLAN NO. 001
SCHEDULE H, LINE 4i—SCHEDULE OF ASSETS (HELD AT END OF YEAR) (CONTINUED)
DECEMBER 31, 2022

FD491 — PAGE 26
SCHEDULE H (FORM 5500 - 4I-1) — BANK OF LABOR - MONTHLY — C 18661
SCHEDULE OF ASSETS HELD FOR INVESTMENT PURPOSES AT END OF YEAR — BASE CURRENCY: USD — AS OF DECEMBER 31,2022

IDENTITY OF ISSUE, BORROWER, LESSOR	DESCRIPTION OF INVESTMENT SHARES / PAR	COST	CURRENT VALUE
747262AZ6 QVC INC CALLABLE NOTES FIXED 4.375% 01/S	SEMI-ANN. 4.375% 09/01/2028 535,000.000	536,159	319,663
75525JAA4 RAZA DEVELOPMENT FUND INC CALLABLE BOND	SEMI-ANN. 3.534% 07/01/2034 1,300,000.000	1,425,100	1,095,854
756109BJ2 REALTY INCOME CORP CALLABLE NOTES FIXED	SEMI-ANN. 2.200% 06/15/2028 285,000.000	281,811	245,049
756109BK9 REALTY INCOME CORP CALLABLE NOTES FIXED	SEMI-ANN. 3.100% 12/15/2029 365,000.000	384,611	318,848
759509AF9 RELIANCE STEEL & ALUMINUM CO CALLABLE NO	SEMI-ANN. 1.300% 08/15/2025 555,000.000	553,302	501,859
775109AW1 ROGERS COMMUNICATIONS INC CALLABLE NOTES	SEMI-ANN. 3.000% 03/15/2023 570,000.000	559,555	567,730
78016EZ59 ROYAL BANK OF CANADA MEDIUM TERM NOTE FI	SEMI-ANN. 3.375% 04/14/2025 530,000.000	529,804	512,531
785592AM8 SABINE PASS LIQUEFACTION LLC CALLABLE NO	SEMI-ANN. 5.625% 03/01/2025 210,000.000	243,024	210,389
80007RAF2 SANDS CHINA LTD CALLABLE BOND FIXED 5.62	SEMI-ANN. FLOATING 08/08/2025 260,000.000	259,774	249,041
80285RAF5 SANTANDER DRIVE AUTO RECEIVABLES TRUST 2	MONTHLY 1.460% 09/15/2025 41,205.450	41,200	41,073
80286WAG1 SANTANDER DRIVE AUTO RECEIVABLES TRUST 2	MONTHLY 1.480% 01/15/2027 780,000.000	783,650	744,258
80287EAF2 SANTANDER DRIVE AUTO RECEIVABLES TRUST 2	MONTHLY 1.330% 09/15/2027 505,000.000	499,575	468,066
80285VAF6 SANTANDER DRIVE AUTO RECEIVABLES TRUST 2	MONTHLY 1.670% 10/15/2027 890,000.000	886,421	820,217
80286MAD0 SANTANDER DRIVE AUTO RECEIVABLES TRUST 2	MONTHLY 3.440% 09/15/2027 485,000.000	484,881	468,932
80287HAD0 SANTANDER DRIVE AUTO RECEIVABLES TRUST 2	MONTHLY 4.430% 03/15/2027 390,000.000	389,924	379,419
80282KBD7 SANTANDER HOLDINGS USA INC CALLABLE NOTE	SEMI-ANN. FLOATING 06/09/2025 300,000.000	300,000	291,322

JPMorgan Investor Services — J.P.Morgan

BOILERMAKERS NATIONAL ANNUITY TRUST
E.I.N. 48-1029345 PLAN NO. 001
SCHEDULE H, LINE 4i—SCHEDULE OF ASSETS (HELD AT END OF YEAR) (CONTINUED)
DECEMBER 31, 2022

FD491 PAGE 27
SCHEDULE H (FORM 5500 - 4I-1) BANK OF LABOR - MONTHLY C 18661
SCHEDULE OF ASSETS HELD FOR
INVESTMENT PURPOSES AT END OF YEAR BASE CURRENCY: USD AS OF DECEMBER 31,2022

IDENTITY OF ISSUE, BORROWER, LESSOR	DESCRIPTION OF INVESTMENT SHARES / PAR	COST	CURRENT VALUE
817565CF9 SERVICE CORP INTERNATIONAL/US CALLABLE N	SEMI-ANN. 3.375% 08/15/2030 580,000.000	590,034	477,433
832248AZ1 SMITHFIELD FOODS INC CALLABLE NOTES FIXE	SEMI-ANN. 4.250% 02/01/2027 75,000.000	82,572	69,150
832248BB3 SMITHFIELD FOODS INC CALLABLE NOTES FIXE	SEMI-ANN. 5.200% 04/01/2029 205,000.000	203,959	187,763
83368RBJ0 SOCIETE GENERALE SA CALLABLE MEDIUM TERM	SEMI-ANN. FLOATING 01/21/2033 460,000.000	460,165	363,525
842400HT3 SOUTHERN CALIFORNIA EDISON CO CALLABLE B	SEMI-ANN. 5.950% 11/01/2032 395,000.000	392,429	419,430
8426EPAF5 SOUTHERN CO GAS CAPITAL CORP CALLABLE NO	SEMI-ANN. 5.150% 09/15/2032 415,000.000	413,838	409,441
842587DG9 SOUTHERN CO/THE CALLABLE NOTES FIXED 0.6	SEMI-ANN. 0.600% 02/26/2024 335,000.000	334,970	317,853
842587CU9 SOUTHERN CO/THE CALLABLE NOTES FIXED 2.9	SEMI-ANN. 2.950% 07/01/2023 520,000.000	519,774	514,959
35564ABF7 STACR TRUST 2018-HRP2 2018-HRP2 M3 FLOAT	MONTHLY FLOATING 02/25/2047 281,588.900	285,957	273,793
87166PAD5 SYNCHRONY BANK CALLABLE NOTES FIXED 5.4%	SEMI-ANN. 5.400% 08/22/2025 475,000.000	474,506	468,477
87166PAG6 SYNCHRONY CARD FUNDING LLC 2022-A1 A 3.3	MONTHLY 3.370% 04/15/2028 470,000.000	469,957	453,734
87166PAH4 SYNCHRONY CARD FUNDING LLC 2022-A2 A 3.6	MONTHLY 3.860% 07/15/2028 410,000.000	409,945	400,134
87264ABS3 T-MOBILE USA INC CALLABLE NOTES FIXED 2.	SEMI-ANN. 2.625% 02/15/2029 135,000.000	135,000	114,335
87264ABD6 T-MOBILE USA INC CALLABLE NOTES FIXED 3.	SEMI-ANN. 3.750% 04/15/2027 555,000.000	576,565	523,461
87342RAJ3 TACO BELL FUNDING LLC 2021-1A A23 2.542%	QUARTERLY 2.542% 08/25/2051 267,300.000	262,594	203,054
189754AA2 TAPESTRY INC CALLABLE NOTES FIXED 4.25%	SEMI-ANN. 4.250% 04/01/2025 550,000.000	503,250	537,474

JPMorgan Investor Services J.P.Morgan

BOILERMAKERS NATIONAL ANNUITY TRUST
E.I.N. 48-1029345 PLAN NO. 001
SCHEDULE H, LINE 4i—SCHEDULE OF ASSETS (HELD AT END OF YEAR) (CONTINUED)
DECEMBER 31, 2022

FD491 PAGE 28
SCHEDULE H (FORM 5500 - 4I-1) BANK OF LABOR - MONTHLY C 18661
SCHEDULE OF ASSETS HELD FOR
INVESTMENT PURPOSES AT END OF YEAR BASE CURRENCY: USD AS OF DECEMBER 31,2022

IDENTITY OF ISSUE, BORROWER, LESSOR	DESCRIPTION OF INVESTMENT SHARES / PAR	COST	CURRENT VALUE
872287AF4 TCI COMMUNICATIONS INC BOND FIXED 7.875% RATINGS: BAA1 BBB+	SEMI-ANN. 7.875% 02/15/2026 250,000.000	339,828	270,909
88167AAE1 TEVA PHARMACEUTICAL FINANCE NETHERLANDS	SEMI-ANN. 3.150% 10/01/2026 720,000.000	638,572	629,640
88167AAP6 TEVA PHARMACEUTICAL FINANCE NETHERLANDS	SEMI-ANN. 4.750% 05/09/2027 200,000.000	200,000	180,780
88947EAT7 TOLL BROTHERS FINANCE CORP CALLABLE NOTE	SEMI-ANN. 4.350% 02/15/2028 304,000.000	317,734	277,711
88947EAU4 TOLL BROTHERS FINANCE CORP CALLABLE NOTE	SEMI-ANN. 3.800% 11/01/2029 347,000.000	341,130	296,614
89236TKD6 TOYOTA MOTOR CREDIT CORP CALLABLE MEDIUM	SEMI-ANN. 4.450% 06/29/2029 475,000.000	474,943	466,056
89543HAB5 TRI-COMMAND MARINES CUSTODIAL ACCOUNT LL	SEMI-ANN. 5.383% 08/15/2035 500,000.000	544,290	534,863
89543HAD1 TRI-COMMAND MARINES CUSTODIAL ACCOUNT LL	SEMI-ANN. 5.383% 08/15/2044 623,000.000	673,120	672,840
89543HAE9 TRI-COMMAND MARINES CUSTODIAL ACCOUNT LL	SEMI-ANN. FLOATING 02/15/2048 703,000.000	703,000	695,970
07330MAC1 TRUIST BANK CALLABLE MEDIUM TERM NOTE VA	SEMI-ANN. FLOATING 09/17/2029 255,000.000	255,000	238,581
05531FBF9 TRUIST FINANCIAL CORP CALLABLE MEDIUM TE	SEMI-ANN. 3.750% 12/06/2023 360,000.000	359,446	356,150
898384AX0 TRUSTEES OF UNION COLLEGE CALLABLE BOND	SEMI-ANN. 3.625% 07/01/2025 1,000,000.000	998,002	953,243
90276EAE7 UBS COMMERCIAL MORTGAGE TRUST 2017-C1 20	MONTHLY 3.460% 06/15/2050 295,000.000	287,885	271,570
90349GBH7 UBS-BARCLAYS COMMERCIAL MORTGAGE TRUST 2	MONTHLY 3.468% 04/10/2046 365,000.000	378,060	362,384
90931GAA7 UNITED AIRLINES 2020-1 CLASS A PASS THRO	QUARTERLY 5.875% 04/15/2029 304,297.600	315,042	300,253
914746AM4 UNIVERSITY OF LOUISVILLE FOUNDATION INC	SEMI-ANN. 4.475% 03/01/2026 700,000.000	700,000	672,133

JPMorgan Investor Services J.P.Morgan

BOILERMAKERS NATIONAL ANNUITY TRUST
E.I.N. 48-1029345 PLAN NO. 001
SCHEDULE H, LINE 4i—SCHEDULE OF ASSETS (HELD AT END OF YEAR) (CONTINUED)
DECEMBER 31, 2022

FD491 PAGE 29
SCHEDULE H (FORM 5500 - 4I-1) BANK OF LABOR - MONTHLY C 18661
SCHEDULE OF ASSETS HELD FOR
INVESTMENT PURPOSES AT END OF YEAR BASE CURRENCY: USD AS OF DECEMBER 31,2022

IDENTITY OF ISSUE, BORROWER, LESSOR	DESCRIPTION OF INVESTMENT SHARES / PAR	COST	CURRENT VALUE
90346WAA1 US AIRWAYS 2013-1 CLASS A PASS THROUGH T	SEMI-ANN. 3.950% 05/15/2027 .020	0	0
91159HHU7 US BANCORP CALLABLE MEDIUM TERM NOTE FIX	SEMI-ANN. 3.950% 11/17/2025 260,000.000	259,763	253,818
92343VEU4 VERIZON COMMUNICATIONS INC CALLABLE NOTE	SEMI-ANN. 4.016% 12/03/2029 365,000.000	419,336	342,695
92343VGJ7 VERIZON COMMUNICATIONS INC CALLABLE NOTE	SEMI-ANN. 2.550% 03/21/2031 810,000.000	806,671	667,249
92348KAA1 VERIZON MASTER TRUST 2021-1 A 0.5% 20/MA	MONTHLY 0.500% 05/20/2027 440,000.000	434,374	413,376
929089AB6 VOYA FINANCIAL INC CALLABLE NOTES FIXED	SEMI-ANN. 3.650% 06/15/2026 120,000.000	119,651	113,281
254687FL5 WALT DISNEY CO/THE CALLABLE NOTES FIXED	SEMI-ANN. 2.000% 09/01/2029 510,000.000	510,921	428,770
92939UAG1 WEC ENERGY GROUP INC CALLABLE NOTES FIXE	SEMI-ANN. 2.200% 12/15/2028 400,000.000	399,044	339,265
95000U2V4 WELLS FARGO & CO CALLABLE MEDIUM TERM NO	SEMI-ANN. FLOATING 03/24/2028 380,000.000	380,000	352,345
95000U3B7 WELLS FARGO & CO CALLABLE MEDIUM TERM NO	SEMI-ANN. FLOATING 07/25/2033 230,000.000	230,000	217,781
94974BGL8 WELLS FARGO & CO MEDIUM TERM NOTE FIXED	SEMI-ANN. 4.300% 07/22/2027 620,000.000	701,755	597,675
949746SH5 WELLS FARGO & CO NOTES FIXED 3% 23/OCT/2	SEMI-ANN. 3.000% 10/23/2026 135,000.000	134,688	124,928
94989XBC8 WELLS FARGO COMMERCIAL MORTGAGE TRUST 20	MONTHLY 3.718% 12/15/2048 105,000.000	117,977	99,816
958667AC1 WESTERN MIDSTREAM OPERATING LP CALLABLE	SEMI-ANN. FLOATING 02/01/2030 150,000.000	149,850	129,753
92939FAW9 WFRBS COMMERCIAL MORTGAGE TRUST 2014-C21	MONTHLY 3.891% 08/15/2047 510,000.000	506,062	485,486
970648AJ0 WILLIS NORTH AMERICA INC CALLABLE NOTES	SEMI-ANN. 2.950% 09/15/2029 715,000.000	756,839	602,773

JPMorgan Investor Services J.P.Morgan

BOILERMAKERS NATIONAL ANNUITY TRUST
E.I.N. 48-1029345 PLAN NO. 001
SCHEDULE H, LINE 4i—SCHEDULE OF ASSETS (HELD AT END OF YEAR) (CONTINUED)
DECEMBER 31, 2022

FD491 PAGE 30
SCHEDULE H (FORM 5500 - 4I-1) BANK OF LABOR - MONTHLY C 18661
SCHEDULE OF ASSETS HELD FOR
INVESTMENT PURPOSES AT END OF YEAR BASE CURRENCY: USD AS OF DECEMBER 31,2022

IDENTITY OF ISSUE, BORROWER, LESSOR	DESCRIPTION OF INVESTMENT SHARES / PAR		COST	CURRENT VALUE
TOTAL CORPORATE DEBT INSTRUMENTS: ALL OTHER COMMON			132,957,890	120,324,242
00181T107 A-MARK PRECIOUS METALS INC COMMON STOCK		1,000.000	31,464	34,730
000360206 AAON INC COMMON STOCK USD 0.004		800.000	63,418	60,256
00258W108 AARON'S CO INC/THE COMMON STOCK USD 0.5		1,400.000	14,228	16,730
00287Y109 ABBVIE INC COMMON STOCK USD 0.01		11,378.000	1,609,575	1,838,799
6292102 ABC-MART INC COMMON STOCK JPY		2,700.000	143,438	152,859
00402L107 ACADEMY SPORTS & OUTDOORS INC COMMON STO	0.01	2,760.000	136,290	145,010
00404A109 ACADIA HEALTHCARE CO INC COMMON STOCK US		2,206.000	76,232	181,598
00436Q106 ACCEL ENTERTAINMENT INC COMMON STOCK USD		1,800.000	23,406	13,860
00081T108 ACCO BRANDS CORP COMMON STOCK USD 0.01		1,600.000	14,400	8,944
004498101 ACI WORLDWIDE INC COMMON STOCK USD 0.005		2,000.000	63,015	46,000
00653Q102 ADAPTHEALTH CORP COMMON STOCK USD		12,599.000	339,990	242,153
00650F109 ADAPTIVE BIOTECHNOLOGIES CORP COMMON STO	0.0001	2,700.000	21,958	20,628
006739106 ADDUS HOMECARE CORP COMMON STOCK USD 0.0		2,472.000	232,959	245,939
00676P107 ADEIA INC COMMON STOCK USD		2,400.000	21,800	22,752

JPMorgan Investor Services J.P.Morgan

BOILERMAKERS NATIONAL ANNUITY TRUST
E.I.N. 48-1029345 PLAN NO. 001
SCHEDULE H, LINE 4i—SCHEDULE OF ASSETS (HELD AT END OF YEAR) (CONTINUED)
DECEMBER 31, 2022

FD491 — PAGE 31
SCHEDULE H (FORM 5500 - 4I-1) — BANK OF LABOR - MONTHLY — C 18661
SCHEDULE OF ASSETS HELD FOR INVESTMENT PURPOSES AT END OF YEAR — BASE CURRENCY: USD — AS OF DECEMBER 31,2022

IDENTITY OF ISSUE, BORROWER, LESSOR	DESCRIPTION OF INVESTMENT SHARES / PAR	COST	CURRENT VALUE
G0084W101 ADIENT PLC COMMON STOCK USD 0.001	4,200.000	141,318	145,698
00737L103 ADTALEM GLOBAL EDUCATION INC COMMON STOC	1,900.000	74,712	67,450
007903107 ADVANCED MICRO DEVICES INC COMMON STOCK	8,302.000	701,898	537,721
00773T101 ADVANSIX INC COMMON STOCK USD 0.01	6,607.000	179,123	327,238
00791N102 ADVANTAGE SOLUTIONS INC COMMON STOCK USD	4,400.000	14,967	9,152
00810F106 AERSALE CORP COMMON STOCK USD 0.0001	2,200.000	42,821	35,684
00847J105 AGILYSYS INC COMMON STOCK USD 0.3	1,200.000	62,306	94,968
008492100 AGREE REALTY CORP REIT USD 0.0001	3,685.000	253,937	261,377
B4TX8S1 AIA GROUP LTD COMMON STOCK HKD 0	87,000.000	802,404	967,540
B1YXBJ7 AIR LIQUIDE SA COMMON STOCK EUR 5.5	2,839.000	424,318	401,162
009066101 AIRBNB INC COMMON STOCK USD 0.0001	1,166.000	130,724	99,893
BJT1GR5 ALCON INC COMMON STOCK CHF 0.04	4,327.000	303,058	295,482
01625V104 ALIGNMENT HEALTHCARE INC COMMON STOCK US	8,800.000	121,519	103,488
BL56KN2 ALIMENTATION COUCHE-TARD INC COMMON STOC	15,118.000	389,771	663,878
01749D105 ALLEGRO MICROSYSTEMS INC COMMON STOCK US	300.000	6,745	9,006
018522300 ALLETE INC COMMON STOCK USD 0	700.000	43,974	45,157

JPMorgan Investor Services — J.P.Morgan

BOILERMAKERS NATIONAL ANNUITY TRUST
E.I.N. 48-1029345 PLAN NO. 001
SCHEDULE H, LINE 4i—SCHEDULE OF ASSETS (HELD AT END OF YEAR) (CONTINUED)
DECEMBER 31, 2022

FD491 PAGE 32
SCHEDULE H (FORM 5500 - 4I-1) BANK OF LABOR - MONTHLY C 18661
SCHEDULE OF ASSETS HELD FOR
INVESTMENT PURPOSES AT END OF YEAR BASE CURRENCY: USD AS OF DECEMBER 31,2022

IDENTITY OF ISSUE, BORROWER, LESSOR	DESCRIPTION OF INVESTMENT SHARES / PAR	COST	CURRENT VALUE
01973R101 ALLISON TRANSMISSION HOLDINGS INC COMMON	0.01 200.000	8,135	8,320
02043Q107 ALNYLAM PHARMACEUTICALS INC COMMON STOCK	1,061.000	195,044	252,147
020764106 ALPHA METALLURGICAL RESOURCES INC COMMON	0.01 50.000	8,592	7,320
02079K107 ALPHABET INC COMMON STOCK USD 0.001	18,351.000	1,887,916	1,628,284
02081G201 ALPHATEC HOLDINGS INC COMMON STOCK USD 0	17,776.000	291,590	219,534
02209R106 ALTRA INDUSTRIAL MOTION CORP COMMON STOC	400.000	19,331	23,900
022671101 AMALGAMATED FINL CORP	400.000	7,023	9,216
023135106 AMAZON.COM INC COMMON STOCK USD 0.01	15,763.000	1,666,579	1,324,092
023139884 AMBAC FINANCIAL GROUP INC COMMON STOCK U	500.000	6,661	8,720
024013104 AMERICAN ASSETS TRUST INC REIT USD 0.01	600.000	26,014	15,900
024061103 AMERICAN AXLE & MANUFACTURING HOLDINGS I	STOCK USD 0.01 3,100.000	30,320	24,242
02553E106 AMERICAN EAGLE OUTFITTERS INC COMMON STO	0.01 11,379.000	102,959	158,851
03076K108 AMERIS BANCORP COMMON STOCK USD 1	2,700.000	118,572	127,278
031162100 AMGEN INC COMMON STOCK USD 0.0001	3,597.000	879,645	944,716
03152W109 AMICUS THERAPEUTICS INC COMMON STOCK USD	20,740.000	233,031	253,235
031652100 AMKOR TECHNOLOGY INC COMMON STOCK USD 0.	5,500.000	109,951	131,890

JPMorgan Investor Services J.P.Morgan

BOILERMAKERS NATIONAL ANNUITY TRUST
E.I.N. 48-1029345 PLAN NO. 001
SCHEDULE H, LINE 4i—SCHEDULE OF ASSETS (HELD AT END OF YEAR) (CONTINUED)
DECEMBER 31, 2022

FD491 — PAGE 33
SCHEDULE H (FORM 5500 - 4I-1) — BANK OF LABOR - MONTHLY — C 18661
SCHEDULE OF ASSETS HELD FOR INVESTMENT PURPOSES AT END OF YEAR — BASE CURRENCY: USD — AS OF DECEMBER 31,2022

IDENTITY OF ISSUE, BORROWER, LESSOR	DESCRIPTION OF INVESTMENT	SHARES / PAR	COST	CURRENT VALUE
03168L105 AMNEAL PHARMACEUTICALS INC COMMON STOCK		10,100.000	23,401	20,099
03209R103 AMPHASTAR PHARMACEUTICALS INC COMMON STO	0.0001	1,700.000	49,203	47,634
032095101 AMPHENOL CORP COMMON STOCK USD 0.001		8,501.000	459,862	647,266
B1XZS82 ANGLO AMERICAN PLC COMMON STOCK GBP 0.54		11,560.000	333,051	450,052
75605Y106 ANYWHERE REAL ESTATE INC COMMON STOCK US		2,400.000	17,838	15,336
03784Y200 APPLE HOSPITALITY REIT INC REIT USD 0		9,300.000	141,424	146,754
037833100 APPLE INC COMMON STOCK USD 0.00001		32,723.000	2,984,116	4,251,699
03957W106 ARCHROCK INC COMMON STOCK USD 0.01		1,100.000	9,430	9,878
03966V107 ARCONIC CORP COMMON STOCK USD 0.01		8,770.000	250,350	185,573
039653100 ARCOSA INC COMMON STOCK USD 0.01		1,000.000	62,298	54,340
G0464B107 ARGO GROUP INTERNATIONAL HOLDINGS LTD CO	USD 1	1,300.000	54,120	33,605
04271T100 ARRAY TECHNOLOGIES INC COMMON STOCK USD		1,200.000	26,355	23,196
043113208 ARTESIAN RESOURCES CORP COMMON STOCK USD		1,100.000	44,363	64,438
043436104 ASBURY AUTOMOTIVE GROUP INC COMMON STOCK		940.000	197,842	168,495
001910102 ASGN INC COMMON STOCK USD 0.01		700.000	41,432	57,036
5165294 ASM INTERNATIONAL NV COMMON STOCK EUR 0.		1,167.000	131,950	293,498

JPMorgan Investor Services — J.P.Morgan

BOILERMAKERS NATIONAL ANNUITY TRUST
E.I.N. 48-1029345 PLAN NO. 001
SCHEDULE H, LINE 4i—SCHEDULE OF ASSETS (HELD AT END OF YEAR) (CONTINUED)
DECEMBER 31, 2022

FD491 PAGE 34
SCHEDULE H (FORM 5500 - 4I-1) BANK OF LABOR - MONTHLY C 18661
SCHEDULE OF ASSETS HELD FOR
INVESTMENT PURPOSES AT END OF YEAR BASE CURRENCY: USD AS OF DECEMBER 31,2022

	IDENTITY OF ISSUE, BORROWER, LESSOR	DESCRIPTION OF INVESTMENT SHARES / PAR		COST	CURRENT VALUE
B929F46	ASML HOLDING NV COMMON STOCK EUR 0.09		2,504.000	711,903	1,346,352
N07059210	ASML HOLDING NV NY REG SHRS USD 0.09		631.000	214,745	344,778
BD9PNF2	ASR NEDERLAND NV COMMON STOCK EUR 0.16		3,743.000	137,741	177,166
045487105	ASSOCIATED BANC-CORP COMMON STOCK USD 0.		1,100.000	24,533	25,399
0989529	ASTRAZENECA PLC COMMON STOCK GBP 0.25		10,074.000	1,112,471	1,359,399
047649108	ATKORE INC COMMON STOCK USD 0.01		4,227.000	183,406	479,426
04911A107	ATLANTIC UNION BANKSHARES CORP COMMON ST	1.33	800.000	26,944	28,112
BLDBN41	ATLAS COPCO AB COMMON STOCK SEK 0.16		42,611.000	621,136	503,423
04963C209	ATRICURE INC COMMON STOCK USD 0.001		3,931.000	168,009	174,458
053015103	AUTOMATIC DATA PROCESSING INC COMMON STO		3,092.000	753,352	738,555
053332102	AUTOZONE INC COMMON STOCK USD 0.01		646.000	1,060,851	1,593,152
05350V106	AVANOS MEDICAL INC COMMON STOCK USD 0.01		4,000.000	110,621	108,240
095229100	AVANTAX INC COMMON STOCK USD 0.0001		9,623.000	190,040	245,675
05356F105	AVEANNA HEALTHCARE HOLDINGS INC COMMON S	0.01	9,200.000	58,476	7,176
05366Y201	AVIAT NETWORKS INC COMMON STOCK USD 0.01		200.000	5,755	6,238
05368M106	AVID BIOSERVICES INC COMMON STOCK		9,312.000	181,000	128,226

JPMorgan Investor Services J.P.Morgan

BOILERMAKERS NATIONAL ANNUITY TRUST
E.I.N. 48-1029345 PLAN NO. 001
SCHEDULE H, LINE 4i—SCHEDULE OF ASSETS (HELD AT END OF YEAR) (CONTINUED)
DECEMBER 31, 2022

FD491 — BANK OF LABOR - MONTHLY — PAGE 35
SCHEDULE H (FORM 5500 - 4I-1) — C 18661
SCHEDULE OF ASSETS HELD FOR INVESTMENT PURPOSES AT END OF YEAR — BASE CURRENCY: USD — AS OF DECEMBER 31,2022

IDENTITY OF ISSUE, BORROWER, LESSOR	DESCRIPTION OF INVESTMENT SHARES / PAR		COST	CURRENT VALUE
05368V106	AVIENT CORP COMMON STOCK USD 0.01	4,327.000	114,703	146,080
7088429	AXA SA COMMON STOCK EUR 2.29	17,600.000	430,627	489,407
G0692U109	AXIS CAPITAL HOLDINGS LTD COMMON STOCK U	300.000	16,345	16,251
05463X106	AXOGEN INC COMMON STOCK USD 0.01	1,700.000	19,513	16,966
05465P101	AXONICS INC COMMON STOCK USD 0.0001	500.000	31,451	31,265
0263494	BAE SYSTEMS PLC COMMON STOCK GBP 2.5	36,072.000	321,425	371,427
05875B106	BALLY'S CORP	5,852.000	302,269	113,412
05990K106	BANC OF CALIFORNIA INC COMMON STOCK USD	4,000.000	83,813	63,720
12740C103	BANCORPSOUTH BANK COMMON STOCK USD	10,210.000	318,820	251,779
6076425	BANK LEUMI LE-ISRAEL BM COMMON STOCK ILS	28,147.000	219,659	233,807
BD1RP61	BANK OF IRELAND GROUP PLC COMMON STOCK E	50,136.000	342,369	476,218
G0772R208	BANK OF NT BUTTERFIELD & SON LTD/THE COM USD 1	2,341.000	78,991	69,785
5474008	BANKINTER SA COMMON STOCK EUR 0.3	25,432.000	147,610	170,128
068463108	BARRETT BUSINESS SERVICES INC COMMON STO 0.01	500.000	39,148	46,640
BZ1GZ06	BAWAG GROUP AG COMMON STOCK EUR	4,728.000	177,212	251,289
5756029	BAYERISCHE MOTOREN WERKE AG COMMON STOCK	4,850.000	398,129	431,588

JPMorgan Investor Services — J.P.Morgan

FD491 — PAGE 36
SCHEDULE H (FORM 5500 - 4I-1) — BANK OF LABOR - MONTHLY — C 18661
SCHEDULE OF ASSETS HELD FOR INVESTMENT PURPOSES AT END OF YEAR — BASE CURRENCY: USD — AS OF DECEMBER 31,2022

IDENTITY OF ISSUE, BORROWER, LESSOR	DESCRIPTION OF INVESTMENT SHARES / PAR	COST	CURRENT VALUE
077454106 BELDEN INC COMMON STOCK USD 0.01	1,000.000	58,873	71,900
08579X101 BERRY CORP COMMON STOCK USD 0.001	7,200.000	61,813	57,600
05541T101 BGC PARTNERS INC COMMON STOCK USD 0.01	32,600.000	136,708	122,902
6144690 BHP GROUP LTD	29,687.000	866,991	918,634
09180C106 BJ'S RESTAURANTS INC COMMON STOCK USD 0	4,975.000	185,165	131,241
05550J101 BJ'S WHOLESALE CLUB HOLDINGS INC COMMON 0.01	2,450.000	64,388	162,092
09260D107 BLACKSTONE GROUP INC/THE COMMON STOCK US	3,551.000	260,353	263,449
852234103 BLOCK INC COMMON STOCK USD 0.000001	290.000	34,509	18,224
093712107 BLOOM ENERGY CORP COMMON STOCK USD 0.000	2,300.000	52,111	43,976
094235108 BLOOMIN' BRANDS INC COMMON STOCK USD 0.0	13,425.000	233,365	270,111
09739D100 BOISE CASCADE CO COMMON STOCK USD 0.01	1,600.000	117,234	109,872
10316T104 BOX INC COMMON STOCK USD 0.0001	15,287.000	263,788	475,884
0798059 BP PLC COMMON STOCK GBP 0.25	106,507.000	346,803	608,429
10482B101 BRAEMAR HOTELS & RESORTS INC	4,500.000	26,209	18,495
10949T109 BRIGHTSPIRE CAPITAL INC REIT	2,000.000	19,730	12,460
11040G103 BRISTOW GROUP INC	2,400.000	77,756	65,112

JPMorgan Investor Services — J.P.Morgan

BOILERMAKERS NATIONAL ANNUITY TRUST
E.I.N. 48-1029345 PLAN NO. 001
SCHEDULE H, LINE 4i—SCHEDULE OF ASSETS (HELD AT END OF YEAR) (CONTINUED)
DECEMBER 31, 2022

FD491 PAGE 37
SCHEDULE H (FORM 5500 - 4I-1) BANK OF LABOR - MONTHLY C 18661
SCHEDULE OF ASSETS HELD FOR
INVESTMENT PURPOSES AT END OF YEAR BASE CURRENCY: USD AS OF DECEMBER 31,2022

	IDENTITY OF ISSUE, BORROWER, LESSOR	DESCRIPTION OF INVESTMENT SHARES / PAR		COST	CURRENT VALUE
112463104	BROOKDALE SENIOR LIVING INC COMMON STOCK		11,100.000	32,432	30,303
BPCPYH2	BROOKFIELD ASSET MANAGEMENT LTD COMMON S		4,687.430	68,822	134,124
BPCPYT4	BROOKFIELD CORP COMMON STOCK CAD 0		18,749.730	313,489	589,220
11275Q107	BROOKFIELD INFRASTRUCTURE CORP COMMON ST		1,000.000	46,524	38,900
13057Q305	CALIFORNIA RESOURCES CORP COMMON STOCK U		1,900.000	82,764	82,669
13100M509	CALIX INC COMMON STOCK USD		6,493.000	317,334	444,316
2180632	CANADIAN NATIONAL RAILWAY CO COMMON STOC		4,000.000	309,410	474,822
2793115	CANADIAN PACIFIC RAILWAY LTD COMMON STOC		7,200.000	532,485	536,433
13765N107	CANNAE HOLDINGS INC COMMON STOCK USD 0.0		1,400.000	52,882	28,910
4163437	CAPGEMINI SE COMMON STOCK EUR 8		3,252.000	357,335	541,255
14040H105	CAPITAL ONE FINANCIAL CORP COMMON STOCK		1,236.000	196,717	114,899
6420129	CAPITALAND INTEGRATED COMMERCIAL TRUST R		124,200.000	197,630	188,911
14167L103	CAREDX INC COMMON STOCK USD 0.001		6,051.000	158,816	69,042
141788109	CARGURUS INC COMMON STOCK USD 0.001		2,800.000	60,115	39,228
14843C105	CASTLE BIOSCIENCES INC COMMON STOCK USD		600.000	14,816	14,124
14888U101	CATALYST PHARMACEUTICALS INC COMMON STOC	0.001	10,800.000	45,953	200,880

JPMorgan Investor Services J.P.Morgan

BOILERMAKERS NATIONAL ANNUITY TRUST
E.I.N. 48-1029345 PLAN NO. 001
SCHEDULE H, LINE 4i—SCHEDULE OF ASSETS (HELD AT END OF YEAR) (CONTINUED)
DECEMBER 31, 2022

FD491 — BANK OF LABOR - MONTHLY — PAGE 38
SCHEDULE H (FORM 5500 - 4I-1) — C 18661
SCHEDULE OF ASSETS HELD FOR INVESTMENT PURPOSES AT END OF YEAR — BASE CURRENCY: USD — AS OF DECEMBER 31,2022

IDENTITY OF ISSUE, BORROWER, LESSOR	DESCRIPTION OF INVESTMENT SHARES / PAR		COST	CURRENT VALUE
149150104 CATHAY GENERAL BANCORP COMMON STOCK USD		1,100.000	50,521	44,869
156492100 CENTURY CASINOS INC COMMON STOCK USD 0.0		11,400.000	115,685	80,142
15678U128 CEREVEL THERAPEUTICS HOLDINGS INC COMMON	0.0001	600.000	24,542	18,924
808513105 CHARLES SCHWAB CORP/THE COMMON STOCK USD		15,355.000	883,986	1,278,457
16208T102 CHATHAM LODGING TRUST REIT USD 0.01		3,200.000	36,929	39,264
163092109 CHEGG INC COMMON STOCK USD 0.001		2,900.000	82,715	73,283
16411R208 CHENIERE ENERGY INC COMMON STOCK USD 0.0		2,236.000	386,507	335,311
16934Q208 CHIMERA INVESTMENT CORP REIT USD 0.01		2,000.000	20,345	11,000
169656105 CHIPOTLE MEXICAN GRILL INC COMMON STOCK		243.000	228,995	337,160
674215207 CHORD ENERGY CORP COMMON STOCK USD		1,130.000	163,986	154,595
171604101 CHUY'S HOLDINGS INC COMMON STOCK USD 0.0		300.000	6,993	8,490
G2143T103 CIMPRESS PLC COMMON STOCK USD 0.01		300.000	16,775	9,283
17273K109 CIRCOR INTERNATIONAL INC COMMON STOCK US		900.000	13,489	21,564
172755100 CIRRUS LOGIC INC COMMON STOCK USD 0.001		300.000	22,210	22,344
178567101 CITY OFFICE REIT INC REIT USD 0.01		1,100.000	19,441	9,218
17888H103 CIVITAS RESOURCES INC COMMON STOCK USD		4,932.000	235,166	285,711

JPMorgan Investor Services — J.P.Morgan

BOILERMAKERS NATIONAL ANNUITY TRUST
E.I.N. 48-1029345 PLAN NO. 001
SCHEDULE H, LINE 4i—SCHEDULE OF ASSETS (HELD AT END OF YEAR) (CONTINUED)
DECEMBER 31, 2022

FD491 — PAGE 39
SCHEDULE H (FORM 5500 - 4I-1) — BANK OF LABOR - MONTHLY — C 18661
SCHEDULE OF ASSETS HELD FOR INVESTMENT PURPOSES AT END OF YEAR — BASE CURRENCY: USD — AS OF DECEMBER 31,2022

IDENTITY OF ISSUE, BORROWER, LESSOR	DESCRIPTION OF INVESTMENT SHARES / PAR		COST	CURRENT VALUE
18539C204 CLEARWAY ENER-C RG		3,700.000	133,660	117,919
18539C105 CLEARWAY ENERGY INC COMMON STOCK USD 0.0		800.000	27,055	23,936
126128107 CNB FINANCIAL CORP/PA COMMON STOCK USD 0		900.000	21,974	21,411
19046P209 COASTAL FINANCIAL CORP/WA COMMON STOCK U		700.000	33,102	33,264
191216100 COCA-COLA CO/THE COMMON STOCK USD 0.25		22,200.000	1,373,069	1,412,142
191098102 COCA-COLA CONSOLIDATED INC COMMON STOCK		280.000	138,543	143,461
192446102 COGNIZANT TECHNOLOGY SOLUTIONS CORP COMM	USD 0.01	6,548.000	572,088	374,480
19247G107 COHERENT CORP COMMON STOCK USD 0		4,936.000	316,472	173,254
192576106 COHU INC COMMON STOCK USD 1		4,526.000	188,508	145,058
199908104 COMFORT SYSTEMS USA INC COMMON STOCK USD		210.000	24,682	24,167
20337X109 COMMSCOPE HOLDING CO INC COMMON STOCK US		6,400.000	49,552	47,040
204166102 COMMVAULT SYSTEMS INC COMMON STOCK USD 0		5,166.000	252,120	324,631
BD6K457 COMPASS GROUP PLC COMMON STOCK GBP 11.05		13,845.000	325,414	319,343
205306103 COMPUTER PROGRAMS AND SYSTEMS INC COMMON	0.001	2,100.000	61,742	57,162
206787103 CONDUENT INC COMMON STOCK USD 0.01		6,100.000	31,817	24,705
20825C104 CONOCOPHILLIPS COMMON STOCK USD 0.01		12,085.000	1,232,888	1,426,030

JPMorgan Investor Services — J.P.Morgan

BOILERMAKERS NATIONAL ANNUITY TRUST
E.I.N. 48-1029345 PLAN NO. 001
SCHEDULE H, LINE 4i—SCHEDULE OF ASSETS (HELD AT END OF YEAR) (CONTINUED)
DECEMBER 31, 2022

FD491 PAGE 40
SCHEDULE H (FORM 5500 - 4I-1) BANK OF LABOR - MONTHLY C 18661
SCHEDULE OF ASSETS HELD FOR
INVESTMENT PURPOSES AT END OF YEAR BASE CURRENCY: USD AS OF DECEMBER 31,2022

IDENTITY OF ISSUE, BORROWER, LESSOR	DESCRIPTION OF INVESTMENT	SHARES / PAR	COST	CURRENT VALUE
20854L108	CONSOL ENERGY INC COMMON STOCK USD 0.01	2,500.000	121,876	162,500
Z10751103	CONTAINER STORE GROUP INC/THE COMMON STO 0.01	3,000.000	15,977	12,930
21871N101	CORECIVIC INC	2,500.000	23,068	28,900
Z21006109	CORVEL CORP COMMON STOCK USD 0.0001	300.000	56,110	43,599
4182249	CRH PLC COMMON STOCK EUR 0.32	9,952.000	368,692	393,093
6185495	CSL LTD COMMON STOCK AUD 0	3,562.000	438,561	695,105
G2717B108	CUSHMAN & WAKEFIELD PLC COMMON STOCK USD	3,200.000	52,307	39,872
23204G100	CUSTOMERS BANCORP INC COMMON STOCK USD 1	1,300.000	33,955	36,842
126650100	CVS HEALTH CORP COMMON STOCK USD 0.01	8,228.000	862,293	766,767
235825205	DANA INC	3,300.000	53,701	49,929
B1Y9TB3	DANONE SA COMMON STOCK EUR 0.25	6,604.000	419,224	346,979
Z3753F107	DASEKE INC COMMON STOCK USD	2,600.000	22,008	14,794
BM8H5Y5	DASSAULT SYSTEMES SE COMMON STOCK EUR 0.	7,493.000	429,088	267,856
238337109	DAVE & BUSTER'S ENTERTAINMENT INC COMMON 0.01	7,431.000	226,734	263,355
6175203	DBS GROUP HOLDINGS LTD COMMON STOCK SGD	30,300.000	526,930	766,311
Z43537107	DECKERS OUTDOOR CORP COMMON STOCK USD 0.	375.000	71,184	149,685

JPMorgan Investor Services J.P.Morgan

BOILERMAKERS NATIONAL ANNUITY TRUST
E.I.N. 48-1029345 PLAN NO. 001
SCHEDULE H, LINE 4i—SCHEDULE OF ASSETS (HELD AT END OF YEAR) (CONTINUED)
DECEMBER 31, 2022

FD491 — BANK OF LABOR - MONTHLY — PAGE 41
SCHEDULE H (FORM 5500 - 4I-1) — C 18661
SCHEDULE OF ASSETS HELD FOR INVESTMENT PURPOSES AT END OF YEAR — BASE CURRENCY: USD — AS OF DECEMBER 31,2022

IDENTITY OF ISSUE, BORROWER, LESSOR	DESCRIPTION OF INVESTMENT	SHARES / PAR	COST	CURRENT VALUE
244199105	DEERE & CO COMMON STOCK USD 1	4,240.000	1,447,280	1,817,942
248019101	DELUXE CORP COMMON STOCK USD 1	700.000	12,427	11,886
7021963	DEUTSCHE BOERSE AG COMMON STOCK EUR 0	2,072.000	340,988	356,911
5842359	DEUTSCHE TELEKOM AG COMMON STOCK EUR 0	21,488.000	373,626	427,427
252131107	DEXCOM INC COMMON STOCK USD 0.001	1,915.000	100,853	216,855
0237400	DIAGEO PLC COMMON STOCK GBP 28.93518	13,767.000	606,545	604,452
252784301	DIAMONDROCK HOSPITALITY CO REIT USD 0.01	42,793.000	315,616	350,475
25402D102	DIGITALOCEAN HOLDINGS INC COMMON STOCK U 0.000025	2,867.000	236,506	73,022
254543101	DIODES INC COMMON STOCK USD 0.667	700.000	57,335	53,298
G28923103	DIVERSEY HOLDINGS LTD COMMON STOCK USD 0	2,200.000	10,544	9,372
25525P107	DIVERSIFIED HEALTHCARE TRUST REIT USD 0.	34,500.000	77,093	22,315
BNG7113	DNB BANK ASA COMMON STOCK NOK 12.5	12,762.000	220,311	251,911
B4TP9G2	DOLLARAMA INC COMMON STOCK CAD 0	5,400.000	307,634	315,603
25787G100	DONNELLEY FINANCIAL SOLUTIONS INC COMMON 0.01	200.000	3,917	7,730
Z6443V101	DULUTH HOLDINGS INC COMMON STOCK USD 0	6,700.000	92,164	41,406
26969P108	EAGLE MATERIALS INC COMMON STOCK USD 0.0	550.000	68,143	73,068

JPMorgan Investor Services — J.P.Morgan

BOILERMAKERS NATIONAL ANNUITY TRUST
E.I.N. 48-1029345 PLAN NO. 001
SCHEDULE H, LINE 4i—SCHEDULE OF ASSETS (HELD AT END OF YEAR) (CONTINUED)
DECEMBER 31, 2022

FD491 PAGE 42
SCHEDULE H (FORM 5500 - 4I-1) BANK OF LABOR - MONTHLY C 18661
SCHEDULE OF ASSETS HELD FOR
INVESTMENT PURPOSES AT END OF YEAR BASE CURRENCY: USD AS OF DECEMBER 31,2022

IDENTITY OF ISSUE, BORROWER, LESSOR	DESCRIPTION OF INVESTMENT	SHARES / PAR	COST	CURRENT VALUE
269796108 EAGLE PHARMACEUTICALS INC/DE COMMON STOC	0.001	1,300.000	64,671	37,999
27032D304 EARTHSTONE ENERGY INC COMMON STOCK USD 0		11,653.000	166,363	165,822
6302700 EBARA CORP COMMON STOCK JPY		5,900.000	179,775	211,058
27923Q109 ECOVYST INC		6,000.000	62,485	53,160
28035Q102 EDGEWELL PERSONAL CARE CO COMMON STOCK U		3,322.000	130,849	128,030
28249U105 EIGER BIOPHARMACEUTICALS INC COMMON STOC	0.0001	3,400.000	26,267	4,012
26856L103 ELF BEAUTY INC COMMON STOCK USD 0.01		8,622.000	287,639	476,797
532457108 ELI LILLY & CO COMMON STOCK USD 0		4,385.000	1,379,489	1,604,208
29084Q100 EMCOR GROUP INC COMMON STOCK USD 0.01		1,610.000	131,103	238,457
29089Q105 EMERGENT BIOSOLUTIONS INC COMMON STOCK U		4,100.000	106,452	48,421
292218104 EMPLOYERS HOLDINGS INC COMMON STOCK USD		1,300.000	57,056	56,069
292562105 ENCORE WIRE CORP COMMON STOCK USD 0.01		1,130.000	118,367	155,443
29283F103 ENGAGESMART INC COMMON STOCK USD 0.001		3,200.000	66,190	56,320
29357K103 ENOVA INTERNATIONAL INC COMMON STOCK USD		2,400.000	98,816	92,088
29355A107 ENPHASE ENERGY INC COMMON STOCK USD 0.00		739.000	180,642	195,805
29355X107 ENPRO INDUSTRIES INC COMMON STOCK USD 0.		2,586.000	197,094	281,072

JPMorgan Investor Services J.P.Morgan

BOILERMAKERS NATIONAL ANNUITY TRUST
E.I.N. 48-1029345 PLAN NO. 001
SCHEDULE H, LINE 4i—SCHEDULE OF ASSETS (HELD AT END OF YEAR) (CONTINUED)
DECEMBER 31, 2022

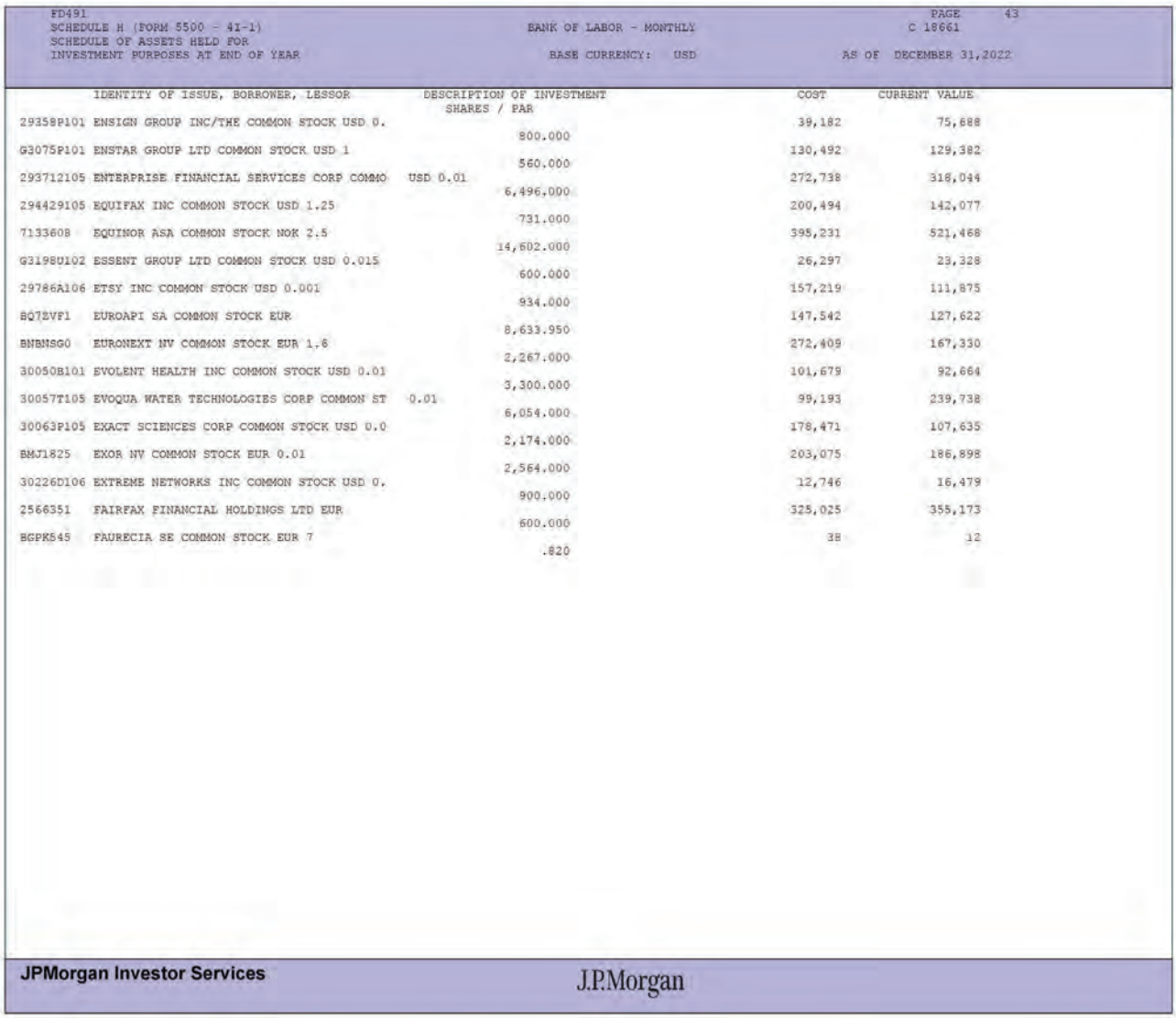

FD491 PAGE 43
SCHEDULE H (FORM 5500 - 4I-1) BANK OF LABOR - MONTHLY C 18661
SCHEDULE OF ASSETS HELD FOR
INVESTMENT PURPOSES AT END OF YEAR BASE CURRENCY: USD AS OF DECEMBER 31,2022

	IDENTITY OF ISSUE, BORROWER, LESSOR	DESCRIPTION OF INVESTMENT SHARES / PAR		COST	CURRENT VALUE
29358P101	ENSIGN GROUP INC/THE COMMON STOCK USD 0.		800.000	38,182	75,688
G3075P101	ENSTAR GROUP LTD COMMON STOCK USD 1		560.000	130,492	129,382
293712105	ENTERPRISE FINANCIAL SERVICES CORP COMMO	USD 0.01	6,496.000	272,738	318,044
294429105	EQUIFAX INC COMMON STOCK USD 1.25		731.000	200,494	142,077
7133608	EQUINOR ASA COMMON STOCK NOK 2.5		14,602.000	395,231	521,468
G3198U102	ESSENT GROUP LTD COMMON STOCK USD 0.015		600.000	26,297	23,328
29786A106	ETSY INC COMMON STOCK USD 0.001		934.000	157,219	111,875
BQ7BVF1	EUROAPI SA COMMON STOCK EUR		8,633.950	147,542	127,622
BNBNSG0	EURONEXT NV COMMON STOCK EUR 1.6		2,267.000	272,409	167,330
30050B101	EVOLENT HEALTH INC COMMON STOCK USD 0.01		3,300.000	101,679	92,664
30057T105	EVOQUA WATER TECHNOLOGIES CORP COMMON ST	0.01	6,054.000	99,193	239,738
30063P105	EXACT SCIENCES CORP COMMON STOCK USD 0.0		2,174.000	178,471	107,635
BMJ1825	EXOR NV COMMON STOCK EUR 0.01		2,564.000	203,075	186,898
30226D106	EXTREME NETWORKS INC COMMON STOCK USD 0.		900.000	12,746	16,479
2566351	FAIRFAX FINANCIAL HOLDINGS LTD EUR		600.000	325,025	355,173
BGPK545	FAURECIA SE COMMON STOCK EUR 7		.820	38	12

JPMorgan Investor Services J.P.Morgan

BOILERMAKERS NATIONAL ANNUITY TRUST
E.I.N. 48-1029345 PLAN NO. 001
SCHEDULE H, LINE 4i—SCHEDULE OF ASSETS (HELD AT END OF YEAR) (CONTINUED)
DECEMBER 31, 2022

FD491 — PAGE 44
SCHEDULE H (FORM 5500 - 4I-1) — BANK OF LABOR - MONTHLY — C 18661
SCHEDULE OF ASSETS HELD FOR INVESTMENT PURPOSES AT END OF YEAR — BASE CURRENCY: USD — AS OF DECEMBER 31,2022

	IDENTITY OF ISSUE, BORROWER, LESSOR	DESCRIPTION OF INVESTMENT SHARES / PAR		COST	CURRENT VALUE
BD6G507	FERRARI NV EUR	1,185.000		118,987	253,191
317585404	FINANCIAL INSTITUTIONS INC COMMON STOCK	3,000.000		83,943	73,080
BNGN9Z1	FINECOBANK BANCA FINECO SPA COMMON STOCK	12,638.000		208,397	209,332
318672706	FIRST BANCORP/PUERTO RICO COMMON STOCK U	9,700.000		91,709	123,384
319829107	FIRST COMMONWEALTH FINANCIAL CORP COMMON	1,700.000	1	22,342	23,749
320209109	FIRST FINANCIAL BANCORP COMMON STOCK USD	500.000		10,077	12,115
32054K103	FIRST INDUSTRIAL REALTY TRUST INC REIT U	3,711.000		143,675	179,093
320557101	FIRST INTERNET BANCORP COMMON STOCK USD	2,500.000		79,119	60,700
32055Y201	FIRST INTERSTATE BANCSYSTEM INC COMMON S	600.000		22,904	23,190
351858105	FRANCO-NEVADA CORP COMMON STOCK	4,199.000		584,815	573,080
35471R106	FRANKLIN STREET PROPERTIES CORP REIT USD	18,500.000		70,922	50,505
35671D857	FREEPORT-MCMORAN INC COMMON STOCK USD 0.	21,919.000		798,398	832,922
35909R108	FRONTIER GROUP HOLDINGS INC COMMON STOCK	9,900.000		125,881	101,673
302941109	FTI CONSULTING INC COMMON STOCK USD 0.01	706.000		114,986	112,113
BJYRDP5	GAZTRANSPORT ET TECHNIGAZ SA COMMON STOC	1,598.000		166,236	170,205
4595739	GENMAB A/S	683.000		301,312	288,282

JPMorgan Investor Services — J.P.Morgan

BOILERMAKERS NATIONAL ANNUITY TRUST
E.I.N. 48-1029345 PLAN NO. 001
SCHEDULE H, LINE 4i—SCHEDULE OF ASSETS (HELD AT END OF YEAR) (CONTINUED)
DECEMBER 31, 2022

FD491 PAGE 45
SCHEDULE H (FORM 5500 - 4I-1) BANK OF LABOR - MONTHLY C 18661
SCHEDULE OF ASSETS HELD FOR
INVESTMENT PURPOSES AT END OF YEAR BASE CURRENCY: USD AS OF DECEMBER 31,2022

IDENTITY OF ISSUE, BORROWER, LESSOR	DESCRIPTION OF INVESTMENT SHARES / PAR		COST	CURRENT VALUE
37247D106 GENWORTH FINANCIAL INC COMMON STOCK USD		26,800.000	114,880	141,772
374163103 GERON CORP COMMON STOCK USD 0.001		11,300.000	18,226	27,346
2254645 GILDAN ACTIVEWEAR INC COMMON STOCK CAD 0		10,000.000	368,145	273,663
378973408 GLOBALSTAR INC COMMON STOCK USD 0.0001		9,600.000	19,396	12,768
36251C103 GMS INC COMMON STOCK USD 0.01		2,700.000	113,295	134,460
382550101 GOODYEAR TIRE & RUBBER CO/THE COMMON STO		7,900.000	109,511	80,185
38741L107 GRANITE POINT MORTGAGE TRUST INC REIT US		3,600.000	25,090	19,296
389375106 GRAY TELEVISION INC COMMON STOCK USD 0		3,800.000	55,512	42,522
390607109 GREAT LAKES DREDGE & DOCK CORP COMMON ST	0.0001	20,299.000	204,365	120,779
397624107 GREIF INC COMMON STOCK USD 0		2,200.000	100,806	147,532
398433102 GRIFFON CORP COMMON STOCK USD 0.25		2,300.000	50,741	82,317
398905109 GROUP 1 AUTOMOTIVE INC COMMON STOCK USD		300.000	49,682	54,111
404030108 H&E EQUIPMENT SERVICES INC COMMON STOCK		400.000	12,675	18,160
404609109 HACKETT GROUP INC/THE COMMON STOCK USD 0		3,800.000	63,474	77,406
405024100 HAEMONETICS CORP COMMON STOCK USD 0.01		1,000.000	52,553	78,650
0405207 HALMA PLC COMMON STOCK GBP 10		8,220.000	193,116	195,186

JPMorgan Investor Services J.P.Morgan

BOILERMAKERS NATIONAL ANNUITY TRUST
E.I.N. 48-1029345 PLAN NO. 001
SCHEDULE H, LINE 4i—SCHEDULE OF ASSETS (HELD AT END OF YEAR) (CONTINUED)
DECEMBER 31, 2022

FD491 — PAGE 46
SCHEDULE H (FORM 5500 - 4I-1) — BANK OF LABOR - MONTHLY — C 18661
SCHEDULE OF ASSETS HELD FOR INVESTMENT PURPOSES AT END OF YEAR — BASE CURRENCY: USD — AS OF DECEMBER 31,2022

IDENTITY OF ISSUE, BORROWER, LESSOR	DESCRIPTION OF INVESTMENT SHARES / PAR		COST	CURRENT VALUE
40637H109 HALOZYME THERAPEUTICS INC COMMON STOCK U		6,620.000	252,438	376,678
410120109 HANCOCK WHITNEY CORP COMMON STOCK USD 3.		10,099.000	392,176	488,691
410495204 HANMI FINANCIAL CORP COMMON STOCK USD 0.		1,600.000	29,063	39,600
413197104 HARMONY BIOSCIENCES HOLDINGS INC COMMON	0.00001	7,531.000	239,851	414,958
415864107 HARSCO CORP COMMON STOCK USD 1.25		5,800.000	31,220	36,482
40412C101 HCA HEALTHCARE INC COMMON STOCK USD 0.01		3,682.000	689,753	883,533
42234Q102 HEARTLAND FINANCIAL USA INC COMMON STOCK		2,500.000	109,490	116,550
423452101 HELMERICH & PAYNE INC COMMON STOCK USD 0		200.000	9,824	9,914
G4412G101 HERBALIFE NUTRITION LTD COMMON STOCK USD		5,400.000	113,954	80,352
42704L104 HERC HOLDINGS INC COMMON STOCK USD 0.01		1,917.000	89,188	252,220
42722X106 HERITAGE FINANCIAL CORP/WA COMMON STOCK		5,368.000	165,431	164,476
42726M106 HERITAGE-CRYSTAL CLEAN INC COMMON STOCK		4,072.000	123,016	132,259
427825500 HERSHA HOSPITALITY TRUST REIT USD 0.01		5,800.000	53,647	49,416
431571108 HILLENBRAND INC COMMON STOCK USD 0		11,565.000	522,386	493,479
43283X105 HILTON GRAND VACATIONS INC COMMON STOCK		7,822.000	343,689	301,460
436893200 HOME BANCSHARES INC/AR COMMON STOCK USD		13,222.000	246,099	301,329

JPMorgan Investor Services — J.P.Morgan

BOILERMAKERS NATIONAL ANNUITY TRUST
E.I.N. 48-1029345 PLAN NO. 001
SCHEDULE H, LINE 4i—SCHEDULE OF ASSETS (HELD AT END OF YEAR) (CONTINUED)
DECEMBER 31, 2022

FD491 — BANK OF LABOR - MONTHLY — PAGE 47
SCHEDULE H (FORM 5500 - 4I-1) — C 18661
SCHEDULE OF ASSETS HELD FOR INVESTMENT PURPOSES AT END OF YEAR — BASE CURRENCY: USD — AS OF DECEMBER 31,2022

IDENTITY OF ISSUE, BORROWER, LESSOR	DESCRIPTION OF INVESTMENT SHARES / PAR	COST	CURRENT VALUE
43940T109 HOPE BANCORP INC	800.000	8,202	10,248
440407104 HORIZON BANCORP INC/IN COMMON STOCK USD	2,500.000	47,419	37,700
0557681 HOWDEN JOINERY GROUP PLC COMMON STOCK GB	23,985.000	177,774	162,030
6441506 HOYA CORP COMMON STOCK JPY	7,500.000	319,821	722,176
443320106 HUB GROUP INC COMMON STOCK USD 0.01	900.000	72,075	71,541
443573100 HUBSPOT INC COMMON STOCK USD 0.001	78.000	46,991	22,552
B288C92 IBERDROLA SA COMMON STOCK EUR 0.75	60,724.000	359,463	708,348
G4705A100 ICON PLC COMMON STOCK USD 0.06	2,601.000	280,503	505,244
45253H101 IMMUNOGEN INC COMMON STOCK USD 0.01	12,800.000	64,003	63,488
45258J102 IMMUNOVANT INC COMMON STOCK USD 0.0001	4,100.000	20,445	72,775
453204109 IMPINJ INC COMMON STOCK USD 0.001	1,180.000	131,361	128,832
45688C107 INGEVITY CORP COMMON STOCK USD 0.01	900.000	61,691	63,396
45780L104 INOGEN INC COMMON STOCK USD 0.001	700.000	15,279	13,797
457669307 INSMED INC COMMON STOCK USD 0.01	4,300.000	114,589	85,914
45778Q107 INSPERITY INC COMMON STOCK USD 0.01	1,300.000	135,171	147,680
457790103 INSTRUCTURE HOLDINGS INC COMMON STOCK US	1,300.000	23,774	30,472

JPMorgan Investor Services — J.P.Morgan

BOILERMAKERS NATIONAL ANNUITY TRUST
E.I.N. 48-1029345 PLAN NO. 001
SCHEDULE H, LINE 4i—SCHEDULE OF ASSETS (HELD AT END OF YEAR) (CONTINUED)
DECEMBER 31, 2022

FD491 PAGE 48
SCHEDULE H (FORM 5500 - 4I-1) BANK OF LABOR - MONTHLY C 18661
SCHEDULE OF ASSETS HELD FOR
INVESTMENT PURPOSES AT END OF YEAR BASE CURRENCY: USD AS OF DECEMBER 31,2022

IDENTITY OF ISSUE, BORROWER, LESSOR	DESCRIPTION OF INVESTMENT	SHARES / PAR	COST	CURRENT VALUE
45826H109 INTEGER HOLDINGS CORP		1,600.000	145,546	109,536
458665304 INTERFACE INC COMMON STOCK USD 0.1		2,700.000	34,768	26,649
459200101 INTERNATIONAL BUSINESS MACHINES CORP COM	USD 0.2	5,710.000	779,390	804,482
46116X101 INTRA-CELLULAR THERAPIES INC COMMON STOC	0.0001	800.000	41,466	42,336
461202103 INTUIT INC COMMON STOCK USD 0.01		1,141.000	651,668	444,100
46120E602 INTUITIVE SURGICAL INC COMMON STOCK USD		1,475.000	130,521	391,391
BMV7PQ4 INVESTOR AB COMMON STOCK SEK 6.25		30,900.000	309,597	559,192
462260100 IOVANCE BIOTHERAPEUTICS INC		8,475.000	218,171	54,155
46266A109 IRADIMED CORP COMMON STOCK USD 0.0001		500.000	19,821	14,145
45031U101 ISTAR INC REIT USD 0.001		4,800.000	36,851	36,624
46565G104 ITEOS THERAPEUTICS INC COMMON STOCK USD		500.000	9,736	9,765
6467803 ITOCHU CORP COMMON STOCK JPY		19,700.000	393,600	619,017
46583P102 IVERIC BIO INC COMMON STOCK USD 0.001		2,400.000	43,349	51,384
46571Y107 I3 VERTICALS INC COMMON STOCK USD 0.0001		6,180.000	196,934	199,101
BMFX6P4 JACKSON FINANCIAL INC COMMON STOCK		.070	2	3
46817M107 JACKSON FINANCIAL INC COMMON STOCK		900.000	23,503	31,311

JPMorgan Investor Services J.P.Morgan

BOILERMAKERS NATIONAL ANNUITY TRUST
E.I.N. 48-1029345 PLAN NO. 001
SCHEDULE H, LINE 4i—SCHEDULE OF ASSETS (HELD AT END OF YEAR) (CONTINUED)
DECEMBER 31, 2022

FD491 PAGE 49
SCHEDULE H (FORM 5500 - 4I-1) BANK OF LABOR - MONTHLY C 18661
SCHEDULE OF ASSETS HELD FOR
INVESTMENT PURPOSES AT END OF YEAR BASE CURRENCY: USD AS OF DECEMBER 31,2022

IDENTITY OF ISSUE, BORROWER, LESSOR	DESCRIPTION OF INVESTMENT	SHARES / PAR	COST	CURRENT VALUE
G5005R107	JAMES RIVER GROUP HOLDINGS LTD COMMON ST	0.0002	238,502	191,222
BM8Q5M0	JD SPORTS FASHION PLC COMMON STOCK GBP 0	9,145.000	435,091	323,496
B54C017	K+S AG COMMON STOCK EUR 0	213,183.000	172,229	147,120
483007704	KAISER ALUMINUM CORP COMMON STOCK USD 0.	7,502.000	180,614	170,986
48666K109	KB HOME COMMON STOCK USD 1	2,251.000	189,960	186,227
6490995	KEYENCE CORP COMMON STOCK JPY	5,847.000	776,449	857,357
G5269C101	KINIKSA PHARMACEUTICALS LTD COMMON STOCK	2,200.000 0.000273	27,977	26,964
49714P108	KINSALE CAPITAL GROUP INC COMMON STOCK U	1,800.000	49,692	62,765
49803T300	KITE REALTY GROUP TRUST REIT USD 0.01	240.000	105,514	111,565
49926T104	KNOWBE4 INC COMMON STOCK USD 0.00001	5,300.000	132,767	202,353
500255104	KOHL'S CORP COMMON STOCK USD 0.01	8,166.000	39,542	40,501
500643200	KORN FERRY COMMON STOCK USD 0.01	1,604.000	159,832	111,364
50105F105	KRONOS WORLDWIDE INC COMMON STOCK USD 0.	2,200.000	35,274	24,440
6499260	KYOCERA CORP COMMON STOCK JPY	2,600.000	198,958	183,731
4057808	L'OREAL SA COMMON STOCK EUR 0.2	3,700.000	1,160,480	935,659
512807108	LAM RESEARCH CORP COMMON STOCK USD 0.001	2,628.000 494.000	201,369	207,628

JPMorgan Investor Services J.P.Morgan

BOILERMAKERS NATIONAL ANNUITY TRUST
E.I.N. 48-1029345 PLAN NO. 001
SCHEDULE H, LINE 4i—SCHEDULE OF ASSETS (HELD AT END OF YEAR) (CONTINUED)
DECEMBER 31, 2022

FD491 — BANK OF LABOR - MONTHLY — PAGE 50
SCHEDULE H (FORM 5500 - 4I-1) — C 18661
SCHEDULE OF ASSETS HELD FOR INVESTMENT PURPOSES AT END OF YEAR — BASE CURRENCY: USD — AS OF DECEMBER 31,2022

	IDENTITY OF ISSUE, BORROWER, LESSOR	DESCRIPTION OF INVESTMENT SHARES / PAR		COST	CURRENT VALUE
51509F105	LANDS' END INC COMMON STOCK USD 0.01		900.000	7,718	6,831
516544103	LANTHEUS HOLDINGS INC COMMON STOCK USD 0		6,046.000	302,643	308,104
518415104	LATTICE SEMICONDUCTOR CORP COMMON STOCK		200.000	12,983	12,976
52603A208	LENDINGCLUB CORP COMMON STOCK USD 0.01		2,500.000	35,427	22,000
53115L104	LIBERTY ENERGY INC COMMON STOCK USD		5,500.000	81,295	88,055
G9001E102	LIBERTY LATIN AMERICA LTD COMMON STOCK U		7,000.000	72,053	52,710
G9001E128	LIBERTY LATIN AMERICA LTD COMMON STOCK U		11,300.000	140,156	85,880
80874P109	LIGHT & WONDER INC COMMON STOCK USD 0.00		1,700.000	81,129	99,620
535919401	LIONS GATE ENTERTAINMENT CORP COMMON STO		8,900.000	81,553	50,819
535919500	LIONS GATE ENTERTAINMENT CORP COMMON STO		10,500.000	132,633	57,015
536797103	LITHIA MOTORS INC COMMON STOCK USD 0		637.000	75,987	130,419
G5509L101	LIVANOVA PLC COMMON STOCK USD 1		2,467.000	138,500	137,017
53814L108	LIVENT CORP COMMON STOCK USD 0.001		5,900.000	148,476	117,233
0870612	LLOYDS BANKING GROUP PLC COMMON STOCK GB		609,486.000	553,261	442,171
B18ZRK2	LOGITECH INTERNATIONAL SA COMMON STOCK C		3,930.000	146,477	242,375
B0SWJX3	LONDON STOCK EXCHANGE GROUP PLC COMMON S	6.918605	3,408.000	343,194	292,539

JPMorgan Investor Services — J.P.Morgan

BOILERMAKERS NATIONAL ANNUITY TRUST
E.I.N. 48-1029345 PLAN NO. 001
SCHEDULE H, LINE 4i—SCHEDULE OF ASSETS (HELD AT END OF YEAR) (CONTINUED)
DECEMBER 31, 2022

FD491 — PAGE 51
SCHEDULE H (FORM 5500 - 4I-1) — BANK OF LABOR - MONTHLY — C 18661
SCHEDULE OF ASSETS HELD FOR INVESTMENT PURPOSES AT END OF YEAR — BASE CURRENCY: USD — AS OF DECEMBER 31,2022

	IDENTITY OF ISSUE, BORROWER, LESSOR	DESCRIPTION OF INVESTMENT SHARES / PAR		COST	CURRENT VALUE
7333378	LONZA GROUP AG COMMON STOCK CHF 1		777.000	107,143	380,522
548661107	LOWE'S COS INC COMMON STOCK USD 0.5		6,734.000	1,316,887	1,341,682
4061412	LVMH MOET HENNESSY LOUIS VUITTON SE COMM	EUR 0.3	1,578.000	368,300	1,145,034
55305B101	M/I HOMES INC COMMON STOCK USD 0.01		800.000	44,210	36,944
556099109	MACROGENICS INC COMMON STOCK USD 0.01		7,000.000	34,992	46,970
55616P104	MACY'S INC COMMON STOCK USD 0.01		1,300.000	31,684	26,845
559663109	MAGNOLIA OIL & GAS CORP COMMON STOCK USD		10,847.000	102,938	254,362
56117J100	MALIBU BOATS INC COMMON STOCK USD 0.01		1,800.000	87,557	95,940
566330106	MARCUS CORP/THE COMMON STOCK USD 1		1,900.000	30,642	27,341
571903202	MARRIOTT INTERNATIONAL INC/MD COMMON STO	0.01	4,204.000	723,282	625,934
575385109	MASONITE INTERNATIONAL CORP COMMON STOCK		1,695.000	105,206	136,634
576323109	MASTEC INC COMMON STOCK USD 0.1		190.390	11,838	16,247
57637H103	MASTERCRAFT BOAT HOLDINGS INC COMMON STO	0.01	4,800.000	106,953	124,176
57667L107	MATCH GROUP INC COMMON STOCK USD 0.001		784.000	62,166	32,528
57776J100	MAXLINEAR INC COMMON STOCK USD		1,000.000	49,434	33,950
58155Q103	MCKESSON CORP COMMON STOCK USD 0.01		3,714.000	693,369	1,393,196

JPMorgan Investor Services — J.P.Morgan

BOILERMAKERS NATIONAL ANNUITY TRUST
E.I.N. 48-1029345 PLAN NO. 001
SCHEDULE H, LINE 4i—SCHEDULE OF ASSETS (HELD AT END OF YEAR) (CONTINUED)
DECEMBER 31, 2022

FD491 — PAGE 52
SCHEDULE H (FORM 5500 - 4I-1) — BANK OF LABOR - MONTHLY — C 18661
SCHEDULE OF ASSETS HELD FOR INVESTMENT PURPOSES AT END OF YEAR — BASE CURRENCY: USD — AS OF DECEMBER 31,2022

IDENTITY OF ISSUE, BORROWER, LESSOR	DESCRIPTION OF INVESTMENT SHARES / PAR		COST	CURRENT VALUE
58506Q109 MEDPACE HOLDINGS INC COMMON STOCK USD 0.		1,272.000	151,093	270,186
58733R102 MERCADOLIBRE INC COMMON STOCK USD 0.001		241.000	214,618	203,944
4741844 MERCK KGAA COMMON STOCK EUR 0		1,410.000	232,056	272,222
589889104 MERIT MEDICAL SYSTEMS INC COMMON STOCK U		2,500.000	159,232	176,550
59001A102 MERITAGE HOMES CORP COMMON STOCK USD 0.0		1,150.000	77,638	106,030
59045L106 MERSANA THERAPEUTICS INC COMMON STOCK US		1,100.000	5,804	6,446
30303M102 META PLATFORMS INC COMMON STOCK USD 0.00		563.000	129,134	67,751
591774104 METROPOLITAN BANK HOLDING CORP COMMON ST	0.01	400.000	31,405	23,468
594918104 MICROSOFT CORP COMMON STOCK USD 0.000006		15,029.000	2,784,617	3,604,255
602496101 MIMEDX GROUP INC COMMON STOCK USD 0.001		17,700.000	58,367	49,206
6597045 MITSUBISHI ELECTRIC CORP COMMON STOCK JP		24,500.000	245,363	243,895
6596729 MITSUBISHI ESTATE CO LTD COMMON STOCK JP		19,500.000	285,245	252,867
6597067 MITSUBISHI HEAVY INDUSTRIES LTD COMMON S		13,800.000	463,359	547,419
60770K107 MODERNA INC COMMON STOCK USD 0.0001		280.000	7,381	50,294
60783X104 MODIVCARE INC COMMON STOCK USD 0.001		800.000	73,108	71,784
60937P106 MONGODB INC COMMON STOCK USD 0.001		343.000	157,117	67,516

JPMorgan Investor Services — J.P.Morgan

BOILERMAKERS NATIONAL ANNUITY TRUST
E.I.N. 48-1029345 PLAN NO. 001
SCHEDULE H, LINE 4i—SCHEDULE OF ASSETS (HELD AT END OF YEAR) (CONTINUED)
DECEMBER 31, 2022

FD491 PAGE 53
SCHEDULE H (FORM 5500 - 4I-1) BANK OF LABOR - MONTHLY C 18661
SCHEDULE OF ASSETS HELD FOR
INVESTMENT PURPOSES AT END OF YEAR BASE CURRENCY: USD AS OF DECEMBER 31,2022

IDENTITY OF ISSUE, BORROWER, LESSOR	DESCRIPTION OF INVESTMENT SHARES / PAR		COST	CURRENT VALUE
61174X109 MONSTER BEVERAGE CORP COMMON STOCK USD 0		6,396.000	528,995	649,386
615394202 MOOG INC-CLASS A		800.000	60,591	70,208
617446448 MORGAN STANLEY COMMON STOCK USD 0.01		6,469.000	438,445	549,994
62482R107 MR COOPER GROUP INC COMMON STOCK USD 0.0		1,300.000	52,499	52,169
55345K103 MRC GLOBAL INC COMMON STOCK USD 0.01		4,000.000	37,380	46,320
B2Q4CS1 MS&AD INSURANCE GROUP HOLDINGS INC COMMO	JPY	7,500.000	218,265	240,100
55354G100 MSCI INC COMMON STOCK USD 0.01		444.000	136,067	206,535
624756102 MUELLER INDUSTRIES INC COMMON STOCK USD		2,700.000	102,595	159,300
5294121 MUENCHENER RUECKVERSICHERUNGS-GESELLSCHA	MUENCHEN COMMON STOCK EUR 0	1,589.000	388,894	515,542
62548M100 MULTIPLAN CORP COMMON STOCK USD		13,400.000	44,184	15,410
626717102 MURPHY OIL CORP COMMON STOCK USD 1		4,900.000	189,619	210,749
55405W104 MYR GROUP INC COMMON STOCK USD 0.01		2,669.000	233,866	245,735
62855J104 MYRIAD GENETICS INC COMMON STOCK USD 0.0		400.000	7,945	5,804
633707104 NATIONAL BANK HOLDINGS CORP COMMON STOCK		800.000	36,642	33,656
635017106 NATIONAL BEVERAGE CORP COMMON STOCK USD		380.000	16,056	17,681
63633D104 NATIONAL HEALTH INVESTORS INC REIT USD 0		700.000	45,828	36,554

JPMorgan Investor Services J.P.Morgan

BOILERMAKERS NATIONAL ANNUITY TRUST
E.I.N. 48-1029345 PLAN NO. 001
SCHEDULE H, LINE 4i—SCHEDULE OF ASSETS (HELD AT END OF YEAR) (CONTINUED)
DECEMBER 31, 2022

FD491 PAGE 54
SCHEDULE H (FORM 5500 - 4I-1) BANK OF LABOR - MONTHLY C 18661
SCHEDULE OF ASSETS HELD FOR
INVESTMENT PURPOSES AT END OF YEAR BASE CURRENCY: USD AS OF DECEMBER 31,2022

IDENTITY OF ISSUE, BORROWER, LESSOR	DESCRIPTION OF INVESTMENT SHARES / PAR	COST	CURRENT VALUE
635906100 NATIONAL HEALTHCARE CORP COMMON STOCK US	670.000	47,197	39,865
63938C108 NAVIENT CORP COMMON STOCK USD 0.01	3,600.000	37,366	59,220
64049M209 NEOGENOMICS INC COMMON STOCK USD 0.001	5,100.000	50,069	47,124
7123870 NESTLE SA COMMON STOCK CHF 0.1	13,964.000	947,081	1,617,059
64115T104 NETSCOUT SYSTEMS INC COMMON STOCK USD 0.	3,300.000	84,663	107,283
646025106 NEW JERSEY RESOURCES CORP COMMON STOCK U	600.000	29,468	29,772
65158N102 NEWMARK GROUP INC COMMON STOCK USD 0.01	5,200.000	50,439	41,444
B63QM77 NEXON CO LTD COMMON STOCK JPY	10,000.000	203,995	224,487
65341D102 NEXPOINT RESIDENTIAL TRUST INC REIT USD	4,515.000	198,176	196,493
65343C102 NEXTGEN HEALTHCARE INFORMATION SYSTEMS L	STOCK USD 0.01 1,500.000	26,558	28,170
65290C105 NEXTIER OILFIELD SOLUTIONS INC	11,700.000	122,531	108,108
653656108 NICE LTD ADR USD	2,388.000	295,689	459,212
6639550 NINTENDO CO LTD COMMON STOCK JPY	18,000.000	767,177	754,678
6641373 NIPPON TELEGRAPH & TELEPHONE CORP COMMON	22,400.000	559,249	638,666
629209305 NMI HOLDINGS INC COMMON STOCK USD 0.01	6,200.000	114,221	129,580
G65431127 NOBLE CORP PLC COMMON STOCK USD 0.00001	4,055.000	152,471	152,914

JPMorgan Investor Services J.P.Morgan

BOILERMAKERS NATIONAL ANNUITY TRUST
E.I.N. 48-1029345 PLAN NO. 001
SCHEDULE H, LINE 4i—SCHEDULE OF ASSETS (HELD AT END OF YEAR) (CONTINUED)
DECEMBER 31, 2022

FD491 PAGE 55
SCHEDULE H (FORM 5500 - 4I-1) BANK OF LABOR - MONTHLY C 18661
SCHEDULE OF ASSETS HELD FOR
INVESTMENT PURPOSES AT END OF YEAR BASE CURRENCY: USD AS OF DECEMBER 31,2022

	IDENTITY OF ISSUE, BORROWER, LESSOR	DESCRIPTION OF INVESTMENT SHARES / PAR		COST	CURRENT VALUE
BYZF9J9	NORDEA BANK ABP COMMON STOCK SEK 1		44,133.000	508,061	473,034
66765N105	NORTHWEST NATURAL HOLDING CO COMMON STOC		1,500.000	76,296	71,385
668074305	NORTHWESTERN CORP COMMON STOCK USD 0.01		1,500.000	83,656	89,010
BHC8X90	NOVO NORDISK A/S COMMON STOCK DKK 0.2		12,854.000	234,403	1,730,383
BDRJLN0	NUTRIEN LTD		4,900.000	492,891	357,478
670704105	NUVASIVE INC COMMON STOCK USD 0.001		3,055.000	207,881	125,988
67066G104	NVIDIA CORP COMMON STOCK USD 0.001		4,140.000	684,783	605,020
675232102	OCEANEERING INTERNATIONAL INC COMMON STO	0.25	10,513.000	155,587	183,872
88337F105	ODP CORP/THE COMMON STOCK USD		300.000	9,086	13,662
67103X102	OFG BANCORP		6,200.000	114,229	170,872
680033107	OLD NATIONAL BANCORP/IN COMMON STOCK USD		7,600.000	134,126	136,648
680277100	OLD SECOND BANCORP INC COMMON STOCK USD		1,900.000	24,929	30,476
68338K103	ONE GROUP HOSPITALITY INC/THE COMMON STO	0.0001	1,700.000	19,743	10,710
68287N100	ONESPAN INC COMMON STOCK USD 0.001		3,600.000	48,344	40,284
68280L101	ONEWATER MARINE INC COMMON STOCK USD 0.0		1,200.000	38,218	34,320
683344105	ONTO INNOVATION INC COMMON STOCK USD 0		3,026.000	223,093	206,040

JPMorgan Investor Services J.P.Morgan

BOILERMAKERS NATIONAL ANNUITY TRUST
E.I.N. 48-1029345 PLAN NO. 001
SCHEDULE H, LINE 4i—SCHEDULE OF ASSETS (HELD AT END OF YEAR) (CONTINUED)
DECEMBER 31, 2022

FD491 — PAGE 56
SCHEDULE H (FORM 5500 - 4I-1) — BANK OF LABOR - MONTHLY — C 18661
SCHEDULE OF ASSETS HELD FOR INVESTMENT PURPOSES AT END OF YEAR — BASE CURRENCY: USD — AS OF DECEMBER 31,2022

IDENTITY OF ISSUE, BORROWER, LESSOR	DESCRIPTION OF INVESTMENT SHARES / PAR	COST	CURRENT VALUE
68375N103 OPKO HEALTH INC COMMON STOCK USD 0.01	14,800.000	54,295	18,500
68389X105 ORACLE CORP COMMON STOCK USD 0.01	14,250.000	1,219,933	1,164,795
68621F102 ORGANOGENESIS HOLDINGS INC COMMON STOCK	11,200.000	109,081	30,128
68621T102 ORIGIN BANCORP INC COMMON STOCK USD	4,361.000	194,705	160,049
687793109 OSCAR HEALTH INC COMMON STOCK USD 0.0000	8,800.000	23,139	21,648
689648103 OTTER TAIL CORP COMMON STOCK USD 5	1,300.000	51,031	76,323
69002R103 OUTBRAIN INC COMMON STOCK USD 0.001	5,400.000	55,300	19,548
691497309 OXFORD INDUSTRIES INC COMMON STOCK USD 1	300.000	30,130	27,954
69526K105 PACTIV EVERGREEN INC COMMON STOCK USD	3,100.000	30,241	35,216
B2NGPM5 PARAGON BANKING GROUP PLC	33,882.000	219,974	229,664
69924R108 PARAMOUNT GROUP INC REIT USD 0.01	7,800.000	62,605	46,332
70202L102 PARSONS CORP COMMON STOCK USD 1	2,200.000	92,532	101,750
703481101 PATTERSON-UTI ENERGY INC COMMON STOCK US	3,200.000	58,484	53,888
70451X104 PAYONEER GLOBAL INC COMMON STOCK USD 0.0	13,000.000	58,685	71,110
G6964L206 PAYSAFE LTD	2,083.330	48,813	28,938
69318G106 PBF ENERGY INC COMMON STOCK USD 0.001	500.000	18,043	20,390

JPMorgan Investor Services — J.P.Morgan

BOILERMAKERS NATIONAL ANNUITY TRUST
E.I.N. 48-1029345 PLAN NO. 001
SCHEDULE H, LINE 4i—SCHEDULE OF ASSETS (HELD AT END OF YEAR) (CONTINUED)
DECEMBER 31, 2022

FD491 — PAGE 57
SCHEDULE H (FORM 5500 - 4I-1) — BANK OF LABOR - MONTHLY — C 18661
SCHEDULE OF ASSETS HELD FOR INVESTMENT PURPOSES AT END OF YEAR — BASE CURRENCY: USD — AS OF DECEMBER 31,2022

IDENTITY OF ISSUE, BORROWER, LESSOR	DESCRIPTION OF INVESTMENT	SHARES / PAR	COST	CURRENT VALUE
69318J100 PC CONNECTION INC COMMON STOCK USD 0.01		1,500.000	68,530	70,350
693282105 PDF SOLUTIONS INC COMMON STOCK USD 0.000		3,400.000	95,295	96,968
70509V100 PEBBLEBROOK HOTEL TRUST REIT USD 0.01		2,500.000	43,839	33,475
70932M107 PENNYMAC FINANCIAL SERVICES INC COMMON S	0.0001	1,100.000	64,417	62,326
709789101 PEOPLES BANCORP INC/OH COMMON STOCK USD		1,400.000	45,703	39,550
71363P106 PERDOCEO EDUCATION CORP COMMON STOCK USD		2,000.000	21,065	27,800
71377A103 PERFORMANCE FOOD GROUP CO COMMON STOCK U		2,810.000	109,473	164,076
71601V105 PETCO HEALTH & WELLNESS CO INC COMMON ST	0.001	17,077.000	246,064	161,890
71722W107 PHATHOM PHARMACEUTICALS INC COMMON STOCK	0.0001	9,534.000	288,201	106,971
71742Q106 PHIBRO ANIMAL HEALTH CORP COMMON STOCK U		1,400.000	19,153	18,774
719405102 PHOTRONICS INC COMMON STOCK USD 0.01		5,900.000	91,657	99,297
720190206 PIEDMONT OFFICE REALTY TRUST INC REIT US		8,000.000	128,369	73,360
724078100 PIPER SANDLER COS		430.000	47,833	55,982
729640102 PLYMOUTH INDUSTRIAL REIT INC REIT USD 0.		9,755.000	282,496	187,101
736508847 PORTLAND GENERAL ELECTRIC CO COMMON STOC		6,071.000	303,139	297,479
73939C106 POWERSCHOOL HOLDINGS INC COMMON STOCK US		3,400.000	64,214	78,472

JPMorgan Investor Services — J.P.Morgan

BOILERMAKERS NATIONAL ANNUITY TRUST
E.I.N. 48-1029345 PLAN NO. 001
SCHEDULE H, LINE 4i—SCHEDULE OF ASSETS (HELD AT END OF YEAR) (CONTINUED)
DECEMBER 31, 2022

FD491 PAGE 58
SCHEDULE H (FORM 5500 - 4I-1) BANK OF LABOR - MONTHLY C 18661
SCHEDULE OF ASSETS HELD FOR
INVESTMENT PURPOSES AT END OF YEAR BASE CURRENCY: USD AS OF DECEMBER 31,2022

IDENTITY OF ISSUE, BORROWER, LESSOR	DESCRIPTION OF INVESTMENT	SHARES / PAR	COST	CURRENT VALUE
74052F108 PREMIER FINANCIAL CORP COMMON STOCK USD		400.000	11,505	10,788
74112D101 PRESTIGE CONSUMER HEALTHCARE INC COMMON	0.01	7,020.000	357,762	439,452
74167B109 PRIMIS FINANCIAL CORP COMMON STOCK USD 0		900.000	12,360	10,665
74167P108 PRIMO WATER CORP COMMON STOCK CAD 0		2,300.000	32,216	35,742
74164F103 PRIMORIS SERVICES CORP COMMON STOCK USD		2,200.000	41,616	48,268
743312100 PROGRESS SOFTWARE CORP COMMON STOCK USD		2,200.000	93,759	110,990
74340E103 PROGYNY INC COMMON STOCK USD 0.0001		4,918.000	145,991	153,196
74347M108 PROPETRO HOLDING CORP COMMON STOCK USD		6,600.000	65,867	68,442
74366E102 PROTAGONIST THERAPEUTICS INC COMMON STOC	0.00001	5,958.000	142,705	65,002
0709954 PRUDENTIAL PLC COMMON STOCK GBP 0.05		20,847.000	273,765	282,742
69366J200 PTC THERAPEUTICS INC COMMON STOCK USD 0.		3,600.000	132,547	137,412
693656100 PVH CORP COMMON STOCK USD 1		800.000	48,380	56,472
74727A104 QCR HOLDINGS INC COMMON STOCK USD 1		1,400.000	49,406	69,496
74758T303 QUALYS INC COMMON STOCK USD 0.001		410.000	40,862	46,014
74915M100 QURATE RETAIL INC COMMON STOCK USD 0.01		6,400.000	13,840	10,432
750236101 RADIAN GROUP INC COMMON STOCK USD 0.001		10,371.000	231,296	197,775

JPMorgan Investor Services J.P.Morgan

BOILERMAKERS NATIONAL ANNUITY TRUST
E.I.N. 48-1029345 PLAN NO. 001
SCHEDULE H, LINE 4i—SCHEDULE OF ASSETS (HELD AT END OF YEAR) (CONTINUED)
DECEMBER 31, 2022

FD491 — PAGE 59
SCHEDULE H (FORM 5500 - 4I-1) — BANK OF LABOR - MONTHLY — C 18661
SCHEDULE OF ASSETS HELD FOR INVESTMENT PURPOSES AT END OF YEAR — BASE CURRENCY: USD — AS OF DECEMBER 31,2022

	IDENTITY OF ISSUE, BORROWER, LESSOR	DESCRIPTION OF INVESTMENT SHARES / PAR		COST	CURRENT VALUE
74934Q108	RCI HOSPITALITY HOLDINGS INC COMMON STOC		900.000	35,772	83,871
B24CGK7	RECKITT BENCKISER GROUP PLC COMMON STOCK		5,757.000	463,440	398,470
758750103	REGAL REXNORD CORP COMMON STOCK USD 0.01		.340	23	42
75886F107	REGENERON PHARMACEUTICALS INC COMMON STO	0.001	1,805.000	1,033,403	1,302,289
75901B107	REGENXBIO INC COMMON STOCK USD 0.0001		600.000	13,389	13,608
4741714	REMY COINTREAU SA COMMON STOCK EUR 1.6		961.000	160,937	161,639
75970E107	RENASANT CORP COMMON STOCK USD 5		1,000.000	32,375	37,590
6635677	RENESAS ELECTRONICS CORP COMMON STOCK JP		49,900.000	570,045	447,585
76029N106	REPLIMUNE GROUP INC COMMON STOCK USD 0.0		700.000	24,404	19,040
76118Y104	RESIDEO TECHNOLOGIES INC COMMON STOCK US		2,200.000	49,521	36,190
6421553	RESONA HOLDINGS INC COMMON STOCK JPY		37,100.000	137,166	203,348
761330109	REVANCE THERAPEUTICS INC COMMON STOCK US		6,522.000	132,251	120,396
76156B107	REVOLVE GROUP INC COMMON STOCK USD 0.001		3,830.000	147,709	85,256
76674Q107	RIMINI STREET INC COMMON STOCK USD		1,800.000	8,593	6,858
6220103	RIO TINTO LTD COMMON STOCK AUD 0		8,191.000	459,505	646,626
64828T201	RITHM CAPITAL CORP REIT USD 0.01		11,900.000	92,518	97,223

JPMorgan Investor Services — J.P.Morgan

BOILERMAKERS NATIONAL ANNUITY TRUST
E.I.N. 48-1029345 PLAN NO. 001
SCHEDULE H, LINE 4i—SCHEDULE OF ASSETS (HELD AT END OF YEAR) (CONTINUED)
DECEMBER 31, 2022

FD491 — BANK OF LABOR - MONTHLY — PAGE 60
SCHEDULE H (FORM 5500 - 4I-1) — C 18661
SCHEDULE OF ASSETS HELD FOR INVESTMENT PURPOSES AT END OF YEAR — BASE CURRENCY: USD — AS OF DECEMBER 31,2022

	IDENTITY OF ISSUE, BORROWER, LESSOR	DESCRIPTION OF INVESTMENT SHARES / PAR	COST	CURRENT VALUE
74965L101	RLJ LODGING TRUST REIT USD	5,900.000	95,565	62,481
7110388	ROCHE HOLDING AG COMMON STOCK CHF 0	3,550.000	773,337	1,114,651
773903109	ROCKWELL AUTOMATION INC COMMON STOCK USD	1,129.000	222,050	290,797
749660106	RPC INC COMMON STOCK USD 0.1	9,700.000	82,237	86,233
0309644	RS GROUP PLC COMMON STOCK GBP 10	18,238.000	222,055	196,459
783754104	RYERSON HOLDING CORP COMMON STOCK USD 0.	3,800.000	46,233	114,988
78377T107	RYMAN HOSPITALITY PROPERTIES INC REIT US	1,200.000	99,178	98,136
Y7388L103	SAFE BULKERS INC COMMON STOCK USD 0.001	5,700.000	15,680	16,587
78645L100	SAFEHOLD INC REIT USD 0.01	367.440	10,297	10,516
78709Y105	SAIA INC COMMON STOCK USD 0.001	1,005.000	58,833	210,728
79466L302	SALESFORCE INC COMMON STOCK USD 0.001	2,405.000	435,312	318,879
801056102	SANMINA CORP COMMON STOCK USD 0.01	3,200.000	87,846	183,328
5671735	SANOFI COMMON STOCK EUR 2	8,474.000	865,679	812,502
BYZ2QP5	SARTORIUS STEDIM BIOTECH COMMON STOCK EU	620.000	97,676	200,163
806037107	SCANSOURCE INC COMMON STOCK USD 0	2,700.000	83,841	78,894
806857108	SCHLUMBERGER NV COMMON STOCK USD 0.01	9,051.000	360,961	483,866

JPMorgan Investor Services — J.P.Morgan

BOILERMAKERS NATIONAL ANNUITY TRUST
E.I.N. 48-1029345 PLAN NO. 001
SCHEDULE H, LINE 4i—SCHEDULE OF ASSETS (HELD AT END OF YEAR) (CONTINUED)
DECEMBER 31, 2022

FD491 — BANK OF LABOR - MONTHLY — PAGE 61
SCHEDULE H (FORM 5500 - 4I-1) — C 18661
SCHEDULE OF ASSETS HELD FOR INVESTMENT PURPOSES AT END OF YEAR — BASE CURRENCY: USD — AS OF DECEMBER 31,2022

IDENTITY OF ISSUE, BORROWER, LESSOR	DESCRIPTION OF INVESTMENT	SHARES / PAR	COST	CURRENT VALUE
806882106 SCHNITZER STEEL INDUSTRIES INC COMMON ST		2,000.000	93,751	61,300
811707801 SEACOAST BANKING CORP OF FLORIDA COMMON	0.1	8,166.000	183,051	254,698
81181C104 SEAGEN INC COMMON STOCK USD 0.001		2,114.000	300,486	271,670
81282V100 SEAWORLD ENTERTAINMENT INC COMMON STOCK		4,800.000	154,515	256,848
B5ZN1N8 SEGRO PLC REIT GBP 10		16,830.000	296,220	154,589
81617J301 SELECT ENERGY SERVICES INC COMMON STOCK		2,300.000	18,651	21,252
816850101 SEMTECH CORP COMMON STOCK USD 0.01		3,200.000	109,380	91,808
81750R102 SERES THERAPEUTICS INC COMMON STOCK USD		3,600.000	13,492	20,160
81761L102 SERVICE PROPERTIES TRUST REIT USD 0.01		11,000.000	110,274	80,190
B0FS5D6 SEVEN & I HOLDINGS CO LTD COMMON STOCK J		18,700.000	781,428	802,168
G7738W106 SFL CORP LTD COMMON STOCK USD 0.01		2,900.000	28,918	26,738
BP6MXD8 SHELL PLC		35,455.000	988,901	992,012
824348106 SHERWIN-WILLIAMS CO/THE COMMON STOCK USD		1,446.000	200,600	343,179
6804369 SHIMADZU CORP COMMON STOCK JPY		9,100.000	301,824	258,286
6804820 SHIMANO INC COMMON STOCK JPY		2,700.000	681,121	428,087
6804585 SHIN-ETSU CHEMICAL CO LTD COMMON STOCK J		2,900.000	458,790	356,607

JPMorgan Investor Services — J.P.Morgan

BOILERMAKERS NATIONAL ANNUITY TRUST
E.I.N. 48-1029345 PLAN NO. 001
SCHEDULE H, LINE 4i—SCHEDULE OF ASSETS (HELD AT END OF YEAR) (CONTINUED)
DECEMBER 31, 2022

FD491 PAGE 62
SCHEDULE H (FORM 5500 - 4I-1) BANK OF LABOR - MONTHLY C 18661
SCHEDULE OF ASSETS HELD FOR INVESTMENT PURPOSES AT END OF YEAR BASE CURRENCY: USD AS OF DECEMBER 31,2022

IDENTITY OF ISSUE, BORROWER, LESSOR	DESCRIPTION OF INVESTMENT SHARES / PAR	COST	CURRENT VALUE
82489W107 SHOALS TECHNOLOGIES GROUP INC COMMON STO	0.00001	28,473	24,670
82489T104 SHOCKWAVE MEDICAL INC COMMON STOCK USD 0	1,000.000	163,966	156,264
82509L107 SHOPIFY INC COMMON STOCK CAD	760.000	5,676	6,942
82620P102 SIERRA BANCORP COMMON STOCK USD 0	200.000	12,414	10,620
826917106 SIGA TECHNOLOGIES INC COMMON STOCK USD 0	500.000	52,896	41,952
826919102 SILICON LABORATORIES INC COMMON STOCK US	5,700.000	159,035	213,545
82710M100 SILK ROAD MEDICAL INC COMMON STOCK USD 0	1,574.000	49,529	47,565
828730200 SIMMONS FIRST NATIONAL CORP COMMON STOCK	900.000	21,137	19,422
G8192H106 SIRIUSPOINT LTD COMMON STOCK USD 0.1	900.000	38,567	44,250
82981J109 SITE CENTERS CORP REIT USD 0.1	7,500.000	319,243	279,333
82982T106 SITIME CORP COMMON STOCK USD 0.0001	20,449.000	244,928	122,249
82983N108 SITIO ROYALTIES CORP	1,203.000	115,456	267,544
784305104 SJW GROUP COMMON STOCK USD 0.001	9,273.600	61,158	81,190
830879102 SKYWEST INC COMMON STOCK USD 0	1,000.000	108,700	42,926
78454L100 SM ENERGY CO COMMON STOCK USD 0.01	2,600.000	138,047	149,769
83304A106 SNAP INC COMMON STOCK USD 0.00001	4,300.000	23,543	7,831
	875.000		

JPMorgan Investor Services J.P.Morgan

BOILERMAKERS NATIONAL ANNUITY TRUST
E.I.N. 48-1029345 PLAN NO. 001
SCHEDULE H, LINE 4i—SCHEDULE OF ASSETS (HELD AT END OF YEAR) (CONTINUED)
DECEMBER 31, 2022

FD491 — PAGE 63
SCHEDULE H (FORM 5500 - 4I-1) — BANK OF LABOR - MONTHLY — C 18661
SCHEDULE OF ASSETS HELD FOR INVESTMENT PURPOSES AT END OF YEAR — BASE CURRENCY: USD — AS OF DECEMBER 31,2022

IDENTITY OF ISSUE, BORROWER, LESSOR	DESCRIPTION OF INVESTMENT SHARES / PAR	COST	CURRENT VALUE
83418M103 SOLARIS OILFIELD INFRASTRUCTURE INC COMM	USD 0.01 2,500.000	28,241	24,825
83417Q204 SOLARWINDS CORPORATION	4,800.000	41,196	44,928
83444K105 SOMALOGIC INC COMMON STOCK USD 0.0001	8,700.000	23,203	21,837
83601L102 SOTERA HEALTH CO COMMON STOCK USD 0.01	6,900.000	45,978	57,477
840441109 SOUTHSTATE CORP COMMON STOCK USD 2.5	100.000	7,122	7,636
78469C103 SP PLUS CORP COMMON STOCK USD 0.001	6,546.000	198,996	227,277
84790A105 SPECTRUM BRANDS HOLDINGS INC	3,921.000	367,769	238,867
85209W109 SPROUT SOCIAL INC COMMON STOCK USD 0.000	2,510.000	137,282	141,715
85208M102 SPROUTS FARMERS MARKET INC COMMON STOCK	1,300.000	33,143	42,081
78463M107 SPS COMMERCE INC COMMON STOCK USD 0.001	60.000	3,207	7,706
78473E103 SPX TECHNOLOGIES INC COMMON STOCK USD 0.	300.000	13,080	19,695
0790873 SSE PLC COMMON STOCK GBP 50	16,261.000	371,919	334,873
854231107 STANDEX INTERNATIONAL CORP COMMON STOCK	700.000	54,951	71,687
858927106 STELLAR BANCORP INC COMMON STOCK USD 0.0	3,100.000	91,671	91,326
859241101 STERLING INFRASTRUCTURE INC COMMON STOCK	1,100.000	26,112	36,080
556269108 STEVEN MADDEN LTD COMMON STOCK USD 0.000	6,326.000	213,650	202,179

JPMorgan Investor Services — J.P.Morgan

FD491 — PAGE 64
SCHEDULE H (FORM 5500 - 4I-1) — BANK OF LABOR - MONTHLY — C 18661
SCHEDULE OF ASSETS HELD FOR INVESTMENT PURPOSES AT END OF YEAR — BASE CURRENCY: USD — AS OF DECEMBER 31,2022

IDENTITY OF ISSUE, BORROWER, LESSOR	DESCRIPTION OF INVESTMENT SHARES / PAR		COST	CURRENT VALUE
860630102 STIFEL FINANCIAL CORP COMMON STOCK USD 0		3,674.000	245,703	214,451
G85158106 STONECO LTD COMMON STOCK USD 0.000079365		3,000.000	29,191	28,320
861896108 STONEX GROUP INC COMMON STOCK USD 0.01		400.000	37,276	38,120
86614U100 SUMMIT MATERIALS INC COMMON STOCK USD 0.		4,345.900	130,005	123,380
86646P103 SUMO LOGIC INC COMMON STOCK USD 0.0001		6,100.000	49,252	49,410
B3NB1P2 SUNCOR ENERGY INC COMMON STOCK CAD 0		9,800.000	314,802	310,646
86745K104 SUNNOVA ENERGY INTERNATIONAL INC COMMON	0.001	4,498.000	208,674	81,009
86800U104 SUPER MICRO COMPUTER INC COMMON STOCK US		2,100.000	99,421	172,410
78486Q101 SVB FINANCIAL GROUP COMMON STOCK USD 0.0		1,661.000	841,747	382,263
871332102 SYLVAMO CORP COMMON STOCK USD 1		2,500.000	129,096	121,475
871607107 SYNOPSYS INC COMMON STOCK USD 0.01		2,050.000	304,675	654,545
87484T108 TALOS ENERGY INC COMMON STOCK USD		700.000	11,130	13,216
876030107 TAPESTRY INC COMMON STOCK USD 0.01		7,963.000	331,421	303,231
87612E106 TARGET CORP COMMON STOCK USD 0.0833		2,233.000	542,420	332,806
87724P106 TAYLOR MORRISON HOME CORP COMMON STOCK U		5,300.000	149,167	160,855
0878230 TAYLOR WIMPEY PLC COMMON STOCK GBP 1		285,954.000	355,276	349,650

JPMorgan Investor Services — J.P.Morgan

BOILERMAKERS NATIONAL ANNUITY TRUST
E.I.N. 48-1029345 PLAN NO. 001
SCHEDULE H, LINE 4i—SCHEDULE OF ASSETS (HELD AT END OF YEAR) (CONTINUED)
DECEMBER 31, 2022

FD491 — PAGE 65
SCHEDULE H (FORM 5500 - 4I-1) — BANK OF LABOR - MONTHLY — C 18661
SCHEDULE OF ASSETS HELD FOR INVESTMENT PURPOSES AT END OF YEAR — BASE CURRENCY: USD — AS OF DECEMBER 31,2022

	IDENTITY OF ISSUE, BORROWER, LESSOR	DESCRIPTION OF INVESTMENT SHARES / PAR		COST	CURRENT VALUE
B5M8SQ9	TECHNOPRO HOLDINGS INC COMMON STOCK JPY		11,700.000	324,655	312,573
5999330	TELEPERFORMANCE COMMON STOCK EUR 2.5		1,553.000	485,467	369,112
879433829	TELEPHONE AND DATA SYSTEMS INC COMMON ST	0.01	8,300.000	129,542	87,067
88033G407	TENET HEALTHCARE CORP COMMON STOCK USD 0		600.000	52,231	29,274
880779103	TEREX CORP COMMON STOCK USD 0.01		3,300.000	135,841	140,976
88160R101	TESLA INC COMMON STOCK USD 0.001		5,958.000	1,183,613	733,906
88162F105	TETRA TECHNOLOGIES INC COMMON STOCK USD		17,700.000	67,937	61,242
882508104	TEXAS INSTRUMENTS INC COMMON STOCK USD 1		2,670.000	312,793	441,137
882681109	TEXAS ROADHOUSE INC COMMON STOCK USD 0.0		800.000	79,186	72,760
G8766E109	TEXTAINER GROUP HOLDINGS LTD COMMON STOC		7,049.000	227,070	218,589
518439104	THE ESTEE LAUDER COMPANIES INC		609.000	141,774	151,099
883556102	THERMO FISHER SCIENTIFIC INC COMMON STOC		312.000	137,945	171,815
88362T103	THERMON GROUP HOLDINGS INC COMMON STOCK		1,800.000	30,357	36,144
6869131	THK CO LTD COMMON STOCK JPY		13,400.000	273,217	255,417
88630M102	TITAN INTERNATIONAL INC COMMON STOCK USD		8,800.000	124,318	134,816
88630R101	TITAN MACHINERY INC COMMON STOCK USD 0.0		1,900.000	59,655	75,487

JPMorgan Investor Services — J.P.Morgan

BOILERMAKERS NATIONAL ANNUITY TRUST
E.I.N. 48-1029345 PLAN NO. 001
SCHEDULE H, LINE 4i—SCHEDULE OF ASSETS (HELD AT END OF YEAR) (CONTINUED)
DECEMBER 31, 2022

FD491 — PAGE 66
SCHEDULE H (FORM 5500 - 4I-1) — BANK OF LABOR - MONTHLY — C 18661
SCHEDULE OF ASSETS HELD FOR INVESTMENT PURPOSES AT END OF YEAR — BASE CURRENCY: USD — AS OF DECEMBER 31,2022

	IDENTITY OF ISSUE, BORROWER, LESSOR	DESCRIPTION OF INVESTMENT SHARES / PAR		COST	CURRENT VALUE
6897024	TOPPAN INC COMMON STOCK JPY		11,500.000	207,631	170,306
2897222	TORONTO-DOMINION BANK/THE COMMON STOCK C		5,100.000	346,992	329,988
B3QJ0H8	TOURMALINE OIL CORP COMMON STOCK CAD		8,800.000	427,050	443,718
89214P109	TOWNE BANK/PORTSMOUTH VA COMMON STOCK US		400.000	13,075	12,336
6900643	TOYOTA MOTOR CORP COMMON STOCK JPY		60,900.000	824,439	836,570
87266M107	TPG RE FINANCE TRUST INC REIT USD 0.001		6,400.000	48,723	43,456
88339J105	TRADE DESK INC/THE COMMON STOCK USD 0.00		4,484.000	238,945	201,018
G8994E103	TRANE TECHNOLOGIES PLC COMMON STOCK USD		2,818.000	520,060	473,678
89421B109	TRAVELCENTERS OF AMERICA INC COMMON STOC	0.00001	1,800.000	76,179	80,604
89469A104	TREEHOUSE FOODS INC COMMON STOCK USD 0.0		2,700.000	116,244	133,326
87265H109	TRI POINTE HOMES INC COMMON STOCK USD 0.		1,700.000	39,453	31,603
896288107	TRINET GROUP INC COMMON STOCK USD 0.0000		300.000	22,859	20,340
896522109	TRINITY INDUSTRIES INC COMMON STOCK USD		300.000	6,871	8,871
89785X101	TRUEBLUE INC COMMON STOCK USD 0		700.000	15,464	13,706
898402102	TRUSTMARK CORP COMMON STOCK USD 0		300.000	11,164	10,473
BXDZ972	TRYG A/S COMMON STOCK DKK 5		9,540.000	242,371	226,388

JPMorgan Investor Services — J.P.Morgan

BOILERMAKERS NATIONAL ANNUITY TRUST
E.I.N. 48-1029345 PLAN NO. 001
SCHEDULE H, LINE 4i—SCHEDULE OF ASSETS (HELD AT END OF YEAR) (CONTINUED)
DECEMBER 31, 2022

FD491 PAGE 67
SCHEDULE H (FORM 5500 - 4I-1) BANK OF LABOR - MONTHLY C 18661
SCHEDULE OF ASSETS HELD FOR INVESTMENT PURPOSES AT END OF YEAR BASE CURRENCY: USD AS OF DECEMBER 31,2022

IDENTITY OF ISSUE, BORROWER, LESSOR	DESCRIPTION OF INVESTMENT SHARES / PAR		COST	CURRENT VALUE
89854H102 TTEC HOLDINGS INC COMMON STOCK USD 0.01		1,100.000	79,865	48,543
87305R109 TTM TECHNOLOGIES INC COMMON STOCK USD 0.		700.000	9,410	10,556
90041L105 TURNING POINT BRANDS INC COMMON STOCK US		400.000	12,265	8,652
90187B804 TWO HARBORS INVESTMENT CORP REIT USD 1		849.000	17,158	13,389
90278Q108 UFP INDUSTRIES INC COMMON STOCK USD 0		2,100.000	100,492	166,425
90385V107 ULTRA CLEAN HOLDINGS INC COMMON STOCK US		1,300.000	40,853	43,095
90400D108 ULTRAGENYX PHARMACEUTICAL INC COMMON STO	0.001	2,765.000	177,398	128,102
B10RZP7 UNILEVER PLC COMMON STOCK GBP 3.1111		17,722.000	790,413	891,510
90984P303 UNITED COMMUNITY BANKS INC/GA COMMON STO		7,350.000	188,253	248,430
911163103 UNITED NATURAL FOODS INC COMMON STOCK US		3,200.000	130,969	123,872
6916781 UNITED OVERSEAS BANK LTD COMMON STOCK SG		28,700.000	566,613	656,942
911312106 UNITED PARCEL SERVICE INC COMMON STOCK U		4,016.000	894,549	698,141
911684108 UNITED STATES CELLULAR CORP COMMON STOCK		1,000.000	36,312	20,850
91324P102 UNITEDHEALTH GROUP INC COMMON STOCK USD		2,513.000	1,283,231	1,332,342
913259107 UNITIL CORP COMMON STOCK USD 0		5,849.000	316,990	300,405
913915104 UNIVERSAL TECHNICAL INSTITUTE INC COMMON	0.0001	3,600.000	27,815	24,192

JPMorgan Investor Services J.P.Morgan

BOILERMAKERS NATIONAL ANNUITY TRUST
E.I.N. 48-1029345 PLAN NO. 001
SCHEDULE H, LINE 4i—SCHEDULE OF ASSETS (HELD AT END OF YEAR) (CONTINUED)
DECEMBER 31, 2022

FD491 — BANK OF LABOR - MONTHLY — PAGE 68
SCHEDULE H (FORM 5500 - 4I-1) — C 18661
SCHEDULE OF ASSETS HELD FOR INVESTMENT PURPOSES AT END OF YEAR — BASE CURRENCY: USD — AS OF DECEMBER 31,2022

IDENTITY OF ISSUE, BORROWER, LESSOR	DESCRIPTION OF INVESTMENT SHARES / PAR	COST	CURRENT VALUE
91544A109 UPLAND SOFTWARE INC COMMON STOCK USD 0.0	5,800.000	77,173	41,354
5051252 UPM-KYMMENE OYJ COMMON STOCK EUR 0	6,561.000	193,539	244,588
90346E103 US SILICA HOLDINGS INC COMMON STOCK USD	2,000.000	22,207	25,000
918905209 VALHI INC COMMON STOCK USD 0.01	900.000	33,576	19,800
919794107 VALLEY NATIONAL BANCORP COMMON STOCK USD	5,900.000	47,240	66,729
921659108 VANDA PHARMACEUTICALS INC COMMON STOCK U	10,400.000	123,377	76,856
92243G108 VAXCYTE INC COMMON STOCK USD 0.001	500.000	13,281	23,975
92240M108 VECTOR GROUP LTD COMMON STOCK USD 0.1	1,200.000	12,385	14,232
92337F107 VERACYTE INC COMMON STOCK USD 0.001	5,800.000	111,344	137,634
92343X100 VERINT SYSTEMS INC COMMON STOCK USD 0.00	3,500.000	174,400	126,980
92345Y106 VERISK ANALYTICS INC COMMON STOCK USD 0.	2,878.000	546,958	507,737
923451108 VERITEX HOLDINGS INC COMMON STOCK USD 0.	6,883.000	169,923	193,275
923454102 VERITIV CORP COMMON STOCK USD 0.01	1,190.000	40,989	144,835
92552R406 VIAD CORP COMMON STOCK USD 1.5	300.000	9,029	7,317
925550105 VIAVI SOLUTIONS INC COMMON STOCK USD 0.0	13,225.000	167,145	138,995
92672L107 VIEWRAY INC COMMON STOCK USD 0.001	1,400.000	6,500	6,272

JPMorgan Investor Services — J.P.Morgan

BOILERMAKERS NATIONAL ANNUITY TRUST
E.I.N. 48-1029345 PLAN NO. 001
SCHEDULE H, LINE 4i—SCHEDULE OF ASSETS (HELD AT END OF YEAR) (CONTINUED)
DECEMBER 31, 2022

FD491 — PAGE 69
SCHEDULE H (FORM 5500 - 4I-1) — BANK OF LABOR - MONTHLY — C 18661
SCHEDULE OF ASSETS HELD FOR INVESTMENT PURPOSES AT END OF YEAR — BASE CURRENCY: USD — AS OF DECEMBER 31,2022

IDENTITY OF ISSUE, BORROWER, LESSOR	DESCRIPTION OF INVESTMENT SHARES / PAR	COST	CURRENT VALUE
B1XH026 VINCI SA COMMON STOCK EUR 2.5	5,574.000	557,395	554,968
92764N102 VIR BIOTECHNOLOGY INC COMMON STOCK USD	3,700.000	86,024	93,647
928254101 VIRTU FINANCIAL INC COMMON STOCK USD 0.0	1,200.000	29,665	24,492
92828Q109 VIRTUS INVESTMENT PARTNERS INC COMMON ST 0.01	550.000	119,338	105,292
928390206 VISTEON CORP COMMON STOCK USD	1,150.000	124,272	150,455
92847W103 VITAL FARMS INC COMMON STOCK USD 0.0001	2,300.000	30,578	34,316
928542109 VIVINT SMART HOME INC	2,300.000	20,654	27,370
92242T101 V2X INC COMMON STOCK USD 0.01	1,300.000	51,000	53,677
0946580 WEIR GROUP PLC/THE COMMON STOCK GBP 12.5	15,315.000	343,405	307,470
950810101 WESBANCO INC COMMON STOCK USD 2.0833	1,700.000	56,709	62,866
974155103 WINGSTOP INC COMMON STOCK USD 0.01	590.000	95,816	81,196
98138H101 WORKDAY INC COMMON STOCK USD 0.001	491.000	107,530	82,159
981475106 WORLD FUEL SERVICES CORP COMMON STOCK US	1,600.000	51,065	43,728
984017103 XENIA HOTELS & RESORTS INC REIT USD 0.01	5,600.000	91,436	73,808
98421M106 XEROX HOLDINGS CORP COMMON STOCK USD 1	2,500.000	38,731	36,500
48123V102 ZIFF DAVIS INC COMMON STOCK USD 0.01	3,130.000	246,767	247,583

JPMorgan Investor Services — J.P.Morgan

BOILERMAKERS NATIONAL ANNUITY TRUST
E.I.N. 48-1029345 PLAN NO. 001
SCHEDULE H, LINE 4i—SCHEDULE OF ASSETS (HELD AT END OF YEAR) (CONTINUED)
DECEMBER 31, 2022

FD491 PAGE 70
SCHEDULE H (FORM 5500 - 4I-1) BANK OF LABOR - MONTHLY C 18661
SCHEDULE OF ASSETS HELD FOR
INVESTMENT PURPOSES AT END OF YEAR BASE CURRENCY: USD AS OF DECEMBER 31,2022

IDENTITY OF ISSUE, BORROWER, LESSOR	DESCRIPTION OF INVESTMENT SHARES / PAR	COST	CURRENT VALUE
B1YW440 3I GROUP PLC COMMON STOCK GBP 73.8636	52,363.000	473,463	844,977
TOTAL COMMON		129,936,300	142,964,851
VALUE OF INTEREST IN COMMON/COLLECTIVE TRUSTS			
008997157 AFL-CIO EQUITY INDEX FUND	1,535,211.310	24,795,742	55,626,079
381994722 GOLDMAN SACHS FIN'L SQ FEDERAL INST SHAR	MONTHLY VARIABLE 12/31/2099 567,749.820	567,750	567,750
481999845 GOLDMAN SACHS FIN'L SQ GOVT INST SHARES	MONTHLY VARIABLE 01/28/2099 183,617.230	183,617	183,617
543497861 LOOMIS SAYLES CORE PLUS FIXED INCOME FUN	9,539,388.400	167,679,637	148,814,459
744366782 PRUDENTIAL INS CO AMER - INS PRODS	32,831,141.810	64,827,858	61,408,747
ABE9968T8 TS&W INTERNATIONAL SMALL CAP FUND CLASS	2,015,474.380	31,454,098	28,644,527
TOTAL VALUE OF INTEREST IN COMMON/COLLECTIVE TRUSTS		289,508,703	295,245,179
VALUE OF INTEREST IN REGISTERED INVESTMENT COMPANIES			
09258C814 BLACKROCK INSTL TR CO N A INVT FDS FOR E	BENEFIT TRS 14,011,172.980	168,248,967	148,079,088
481997278 JPMCB US ACTIVE CORE PLUS EQUITY FUND	740,451.580	16,705,130	55,185,857
481995215 JPMCHASE EMERGING MKT EQUITY FUND	447,397.570	17,372,036	21,846,423
46699A9A6 JPMORGAN US GOVT MMKT FUND CAPITAL SHARE	MONTHLY VARIABLE 12/31/2049 21,232,818.920	21,232,819	21,232,819
AAQ9995S6 JPMORGAN US TREAS PLUS MMKT FUND CAPITAL	MONTHLY VARIABLE 12/31/2049 2,342,618.850	2,342,619	2,342,619

JPMorgan Investor Services J.P.Morgan

BOILERMAKERS NATIONAL ANNUITY TRUST
E.I.N. 48-1029345 PLAN NO. 001
SCHEDULE H, LINE 4i—SCHEDULE OF ASSETS (HELD AT END OF YEAR) (CONTINUED)
DECEMBER 31, 2022

FD491 PAGE 71
SCHEDULE H (FORM 5500 - 4I-1) BANK OF LABOR - MONTHLY C 18661
SCHEDULE OF ASSETS HELD FOR
INVESTMENT PURPOSES AT END OF YEAR BASE CURRENCY: USD AS OF DECEMBER 31,2022

IDENTITY OF ISSUE, BORROWER, LESSOR	DESCRIPTION OF INVESTMENT SHARES / PAR			COST	CURRENT VALUE
AAC9949V1 SSGA RUSSELL 1000 (R) VALUE INDX NL FUND			675,994.760	52,448,741	88,867,624
TOTAL VALUE OF INTEREST IN REGISTERED INVESTMENT COMPANIES				278,351,311	335,554,431
GENERAL INVESTMENTS - OTHER					
STATE AND MUNICIPAL SECURITIES					
007248DM6 ADRIAN MICH GO BDS 2009B 16/NOV/2009 01/	SEMI-ANN.	5.650%	05/01/2023 130,000.000	130,975	130,095
03255LJD2 ANAHEIM CALIF PUB FING AUTH LEASE REV TA	SEMI-ANN.	1.447%	07/01/2027 500,000.000	502,770	430,378
040654XV2 ARIZONA ST TRANSN BRD HWY REV TAXABLE RE	SEMI-ANN.	2.058%	07/01/2025 330,000.000	317,569	310,600
0411868K6 ARKANSAS ST UNIV REV TAXABLE HSG SYS REF	SEMI-ANN.	2.506%	03/01/2037 500,000.000	512,375	366,676
067054AA4 BARAGA CNTY MICH MEM HOSP REV REV BDS 20	MONTHLY	6.500%	09/20/2036 2,090,000.000	2,202,338	2,090,699
088632CY8 BI-STATE DEV AGY MO ILL MET DIST MASS TR	SEMI-ANN.	2.020%	10/01/2030 250,000.000	252,265	204,684
105710AE7 BRAWLEY CALIF PENSION OBLIG TAXABLE PENS	SEMI-ANN.	3.319%	09/01/2025 700,000.000	735,980	677,432
107897KJ8 BRICK TWP N J MUN UTILS AUTH REV TAXABLE	SEMI-ANN.	2.400%	12/01/2030 410,000.000	422,603	340,578
113152UH3 BROOKHAVEN N Y GO BDS 2014B 28/FEB/2014	SEMI-ANN.	3.350%	02/01/2024 350,000.000	379,271	346,012
11943KEF5 BUFFALO & ERIE CNTY N Y INDL LD DEV CORP	SEMI-ANN.	4.400%	11/01/2033 310,000.000	317,490	263,669
121382BG9 BURLEIGH CNTY N D MULTI-CNTY SALES TAX R	SEMI-ANN.	2.300%	11/01/2030 275,000.000	270,350	230,883
13049GAA8 CALIFORNIA MUN FIN AUTH FED LEASE REV TA	QUARTERLY	2.519%	10/01/2035 2,655,000.000	2,623,591	1,870,480

JPMorgan Investor Services J.P.Morgan

FD491 — PAGE 72
SCHEDULE H (FORM 5500 - 4I-1) — BANK OF LABOR - MONTHLY — C 18661
SCHEDULE OF ASSETS HELD FOR INVESTMENT PURPOSES AT END OF YEAR — BASE CURRENCY: USD — AS OF DECEMBER 31,2022

IDENTITY OF ISSUE, BORROWER, LESSOR	DESCRIPTION OF INVESTMENT	SHARES / PAR	COST	CURRENT VALUE
13057EEF7 CALIFORNIA PUB FIN AUTH REV TAXABLE INSD	SEMI-ANN. 1.905% 10/15/2028	100,000.000	82,399	80,696
13080SZS6 CALIFORNIA STATEWIDE CMNTYS DEV AUTH REV	SEMI-ANN. 1.877% 02/01/2031	100,000.000	98,454	75,966
155105NV7 CENTRAL SCH DIST CALIF SAN BERNARDINO CN	SEMI-ANN. 2.723% 08/01/2034	795,000.000	802,950	628,907
17131RBC9 CHULA VISTA CALIF PENSION OBLIG TAXABLE	SEMI-ANN. 2.138% 06/01/2034	750,000.000	720,000	541,971
186103KM8 CLEVELAND-CUYAHOGA CNTY OHIO PORT AUTH R	SEMI-ANN. 4.250% 11/15/2025	85,000.000	85,000	83,923
196480RQ2 COLORADO HSG & FIN AUTH TAXABLE SINGLE F	SEMI-ANN. 2.419% 11/01/2036	210,000.000	207,812	163,269
19704MAC4 COLTON CALIF PENSION FDG PENSION FND BDS	SEMI-ANN. 5.920% 08/01/2037	175,000.000	197,972	175,609
20281PMH2 COMMONWEALTH FING AUTH PA REV TAXABLE RE	SEMI-ANN. 2.023% 06/01/2024	120,000.000	117,654	115,132
20775HPP2 CONNECTICUT ST HSG FIN AUTH HSG MTG FIN	SEMI-ANN. 2.230% 05/15/2030	450,000.000	454,554	373,417
20774WL82 CONNECTICUT ST HSG FIN AUTH SPL OBLIG BD	SEMI-ANN. 5.000% 06/15/2031	1,000,000.000	1,000,000	986,454
212584DJ2 CONWAY ARK HEALTH FACS BRD HOSP REV IMPT	SEMI-ANN. 4.250% 08/01/2024	375,000.000	384,210	368,183
212610FE4 CONWAY ARK WASTEWATER REV TAXABLE REF BD	SEMI-ANN. 2.568% 10/01/2027	250,000.000	254,623	224,985
216146JN1 COOK CNTY ILL TWP HIGH SCH DIST NO 220 B	SEMI-ANN. 2.680% 12/01/2033	125,000.000	126,904	98,159
21750HAH3 COPPER CANYON FIRE & MED DIST ARIZ CTFS	SEMI-ANN. 3.500% 09/01/2035	375,000.000	391,028	310,032
218183FK2 CORBIN KY INDPT SCH DIST FIN CORP SCH BL	SEMI-ANN. 4.350% 09/01/2029	750,000.000	776,335	711,895
223093VS1 COVINA-VALLEY CALIF UNI SCH DIST FEDERAL	SEMI-ANN. 2.390% 08/01/2029	400,000.000	341,536	341,518

JPMorgan Investor Services — J.P.Morgan

BOILERMAKERS NATIONAL ANNUITY TRUST
E.I.N. 48-1029345 PLAN NO. 001
SCHEDULE H, LINE 4i—SCHEDULE OF ASSETS (HELD AT END OF YEAR) (CONTINUED)
DECEMBER 31, 2022

FD491 PAGE 73
SCHEDULE H (FORM 5500 - 4I-1) BANK OF LABOR - MONTHLY C 18661
SCHEDULE OF ASSETS HELD FOR
INVESTMENT PURPOSES AT END OF YEAR BASE CURRENCY: USD AS OF DECEMBER 31,2022

IDENTITY OF ISSUE, BORROWER, LESSOR	DESCRIPTION OF INVESTMENT SHARES / PAR	COST	CURRENT VALUE
230614PZ6 CUMBERLAND CNTY PA MUN AUTH REV TAXABLE	SEMI-ANN. 2.500% 11/01/2030 625,000.000	648,588	510,841
232287BT8 CUYAHOGA CNTY OHIO SALES TAX REV REV BDS	SEMI-ANN. 3.026% 01/01/2026 400,000.000	411,036	380,044
23542JQQ1 DALLAS TEX WTRWKS & SWR SYS REV TAXABLE	SEMI-ANN. 1.347% 10/01/2026 440,000.000	391,046	391,032
260868AM4 DOWNEY CALIF PENSION OBLIG TAXABLE BDS 2	SEMI-ANN. 2.250% 06/01/2034 700,000.000	692,335	503,685
276029LW3 EAST WINDSOR N J REGL SCH DIST TAXABLE R	SEMI-ANN. 1.789% 03/01/2029 250,000.000	255,000	208,758
283331AP1 EL MONTE CALIF PUB FING AUTH LEASE REV T	SEMI-ANN. 4.000% 06/01/2029 395,000.000	452,326	368,410
283331AH9 EL MONTE CALIF PUB FING AUTH LEASE REV T	SEMI-ANN. 4.000% 06/01/2030 380,000.000	438,206	350,367
30421VBH1 FAIRFIELD CALIF PENSION OBLIG REF BDS 20	SEMI-ANN. 3.500% 06/01/2023 265,000.000	280,834	262,625
34073TNY9 FLORIDA HIGHER EDL FACS FING AUTH REV TA	SEMI-ANN. 2.692% 12/01/2030 705,000.000	716,872	593,840
342816P90 FLORIDA ST MUN PWR AGY REV REF REV BDS 2	SEMI-ANN. 3.059% 10/01/2025 400,000.000	400,000	378,952
349507AJ2 FORT WORTH TEX SPL TAX REV REV BDS 2017	SEMI-ANN. 3.225% 03/01/2026 500,000.000	517,445	474,317
356640KN1 FREEPORT ILL TAXABLE GO BDS 2020 19/OCT/	SEMI-ANN. 2.682% 01/01/2031 300,000.000	311,364	249,968
356640KS0 FREEPORT ILL TAXABLE GO BDS 2020 19/OCT/	SEMI-ANN. 3.216% 01/01/2036 770,000.000	814,583	628,197
365471AN1 GARDENA CALIF PENSION OBLIG TAXABLE BDS	SEMI-ANN. 3.163% 04/01/2033 1,150,000.000	1,193,562	950,488
38611TCN5 GRAND PARKWAY TRANSN CORP TEX SYS TOLL R	SEMI-ANN. 2.785% 10/01/2034 460,000.000	466,757	363,471
392397CP8 GREATER WENATCHEE REGL CTR PUB FACS DIST	SEMI-ANN. 2.518% 09/01/2031 450,000.000	454,662	366,324

JPMorgan Investor Services J.P.Morgan

FD491 — PAGE 74
SCHEDULE H (FORM 5500 - 4I-1) — BANK OF LABOR - MONTHLY — C 18661
SCHEDULE OF ASSETS HELD FOR INVESTMENT PURPOSES AT END OF YEAR — BASE CURRENCY: USD — AS OF DECEMBER 31,2022

IDENTITY OF ISSUE, BORROWER, LESSOR	DESCRIPTION OF INVESTMENT SHARES / PAR		COST	CURRENT VALUE
416498EK5	HARTFORD CNTY CONN MET DIST CLEAN WTR PR	SEMI-ANN. 1.167% 11/01/2025 275,000.000	257,161	249,710
429335LP5	HIDALGO CNTY TEX DRAIN DIST NO 1 TAXABLE	SEMI-ANN. 4.000% 09/01/2023 290,000.000	295,229	288,993
437887GY8	HOMEWOOD ALA EDL BLDG AUTH REV TAXABLE F	SEMI-ANN. 2.566% 12/01/2025 480,000.000	481,723	448,220
4386706A4	HONOLULU HAWAII CITY & CNTY GO BDS 2016	SEMI-ANN. 3.125% 10/01/2028 425,000.000	475,065	391,905
443730PA8	HUDSON CNTY N J IMPT AUTH LEASE REV TAXA	SEMI-ANN. 2.179% 06/01/2032 295,000.000	287,625	227,042
446201AM7	HUNTINGTON BEACH CALIF PENSION OBLIG TAX	SEMI-ANN. 2.713% 06/15/2033 500,000.000	508,275	395,942
447564KL8	HURON MICH SCH DIST GO ULTD TAX SCH BLDG	SEMI-ANN. 6.100% 05/01/2024 170,000.000	171,515	170,177
45204EC71	ILLINOIS FIN AUTH REV TAXABLE REF BDS 20	SEMI-ANN. 3.548% 08/15/2029 575,000.000	584,279	526,663
45203MBY6	ILLINOIS HSG DEV AUTH REV TAXABLE BDS 20	SEMI-ANN. 2.178% 04/01/2031 200,000.000	201,238	160,741
457074BM3	INGLEWOOD CALIF TAXABLE PENSION OBLIG BD	SEMI-ANN. 3.282% 09/01/2032 375,000.000	383,438	316,898
462590LL2	IOWA STUDENT LN LIQUIDITY CORP STUDENT L	SEMI-ANN. 4.025% 12/01/2029 660,000.000	696,066	579,461
46874TFQ0	JACKSON TENN HOSP REV TAXABLE BDS 2018B	SEMI-ANN. 4.678% 04/01/2028 475,000.000	512,007	454,374
471844HS2	JASPER TEX INDPT SCH DIST UNLTD TAX SCH	SEMI-ANN. 4.000% 02/15/2033 780,000.000	813,947	791,804
485106QL5	KANSAS CITY MO SPL OBLIG SPL OBLIG BDS 2	SEMI-ANN. 3.487% 10/01/2024 200,000.000	206,736	193,743
485106TL2	KANSAS CITY MO SPL OBLIG TAXABLE BDS 202	SEMI-ANN. 3.390% 04/01/2030 325,000.000	352,541	280,837
485106XZ6	KANSAS CITY MO SPL OBLIG TAXABLE BDS 202	SEMI-ANN. 3.742% 04/01/2028 680,000.000	667,345	623,243

JPMorgan Investor Services — J.P.Morgan

BOILERMAKERS NATIONAL ANNUITY TRUST
E.I.N. 48-1029345 PLAN NO. 001
SCHEDULE H, LINE 4i—SCHEDULE OF ASSETS (HELD AT END OF YEAR) (CONTINUED)
DECEMBER 31, 2022

FD491 PAGE 75
SCHEDULE H (FORM 5500 - 4I-1) BANK OF LABOR - MONTHLY C 18661
SCHEDULE OF ASSETS HELD FOR
INVESTMENT PURPOSES AT END OF YEAR BASE CURRENCY: USD AS OF DECEMBER 31,2022

IDENTITY OF ISSUE, BORROWER, LESSOR	DESCRIPTION OF INVESTMENT SHARES / PAR	COST	CURRENT VALUE
485106VA3 KANSAS CITY MO SPL OBLIG TAXABLE REF AND	SEMI-ANN. 2.267% 04/01/2029 500,000.000	509,755	412,199
49130NES4 KENTUCKY HIGHER ED STUDENT LN CORP STUDE	SEMI-ANN. 3.556% 06/01/2026 1,000,000.000	1,034,830	937,021
494656E98 KING & SNOHOMISH CNTYS WASH SCH DIST NO	SEMI-ANN. 5.121% 12/01/2024 250,000.000	250,745	250,000
511355AV1 LAKE WORTH BEACH FLA NON-AD VALOREM REV	SEMI-ANN. 1.950% 07/01/2028 250,000.000	251,663	214,885
512102VE4 LAKESIDE ARK SCH DIST NO 9 TAXABLE REF B	SEMI-ANN. 1.150% 04/01/2028 230,000.000	231,139	190,125
522226JF7 LEAVENWORTH CNTY KANS UNI SCH DIST NO 46	SEMI-ANN. 2.656% 09/01/2035 500,000.000	521,650	379,251
546395V68 LOUISIANA PUB FACS AUTH HOSP REV TAXABLE	SEMI-ANN. 2.282% 06/01/2030 1,000,000.000	1,006,710	798,590
55178CAG8 LYNWOOD CALIF HSG AUTH REV TAXABLE BDS 2	SEMI-ANN. 4.000% 09/01/2029 500,000.000	500,000	464,072
551785DM7 LYNWOOD CALIF PUB FING AUTH LEASE REV TA	SEMI-ANN. 3.310% 10/01/2030 335,000.000	349,080	296,675
557738PU9 MADISON MACOUPIN ETC CNTYS ILL CMNTY COL	SEMI-ANN. 2.000% 11/01/2026 280,000.000	276,326	251,929
56045RDF3 MAINE MUN BD BK TAXABLE SCH CONSTR BDS 2	SEMI-ANN. 4.950% 11/01/2028 2,300,000.000	2,744,222	2,292,166
56052FFM2 MAINE ST HSG AUTH MTG PUR MTG PUR BDS 20	SEMI-ANN. 2.989% 11/15/2029 175,000.000	185,561	155,383
56052FUG8 MAINE ST HSG AUTH MTG PUR TAXABLE BDS 20	SEMI-ANN. 2.154% 11/15/2028 440,000.000	438,680	378,219
57419RD51 MARYLAND ST CMNTY DEV ADMIN DEPT HSG & C	SEMI-ANN. 3.463% 09/01/2031 1,000,000.000	1,049,100	885,410
57429LAM8 MARYLAND ST TRANSN AUTH LTD OBLIG REV LT	SEMI-ANN. 6.650% 07/01/2032 550,000.000	706,200	585,604
575181HF2 MASON & KITSAP CNTYS WASH SCH DIST NO 40	SEMI-ANN. 2.184% 12/01/2032 410,000.000	416,494	319,193

JPMorgan Investor Services J.P.Morgan

FD491 — PAGE 76
SCHEDULE H (FORM 5500 - 4I-1) — BANK OF LABOR - MONTHLY — C 18661
SCHEDULE OF ASSETS HELD FOR INVESTMENT PURPOSES AT END OF YEAR — BASE CURRENCY: USD — AS OF DECEMBER 31,2022

IDENTITY OF ISSUE, BORROWER, LESSOR	DESCRIPTION OF INVESTMENT SHARES / PAR	COST	CURRENT VALUE
57563RQG7 MASSACHUSETTS EDL FING AUTH ED LN REV TA	SEMI-ANN. 3.375% 07/01/2027 100,000.000	95,999	92,195
57563RQJ1 MASSACHUSETTS EDL FING AUTH ED LN REV TA	SEMI-ANN. 3.505% 07/01/2029 730,000.000	707,509	649,825
584283HJ7 MEDFORD ORE HOSP FACS AUTH REV TAXABLE R	SEMI-ANN. 1.880% 08/15/2025 500,000.000	469,140	462,328
592090JA3 METROPOLITAN GOVT NASHVILLE & DAVIDSON C	SEMI-ANN. 2.544% 08/01/2033 1,385,000.000	1,427,783	1,086,880
592090JD7 METROPOLITAN GOVT NASHVILLE & DAVIDSON C	SEMI-ANN. 2.854% 08/01/2036 400,000.000	421,588	304,941
59335KCY1 MIAMI-DADE CNTY FLA SEAPORT REV TAXABLE	SEMI-ANN. 2.662% 10/01/2036 2,000,000.000	1,886,260	1,460,361
59334DLS1 MIAMI-DADE CNTY FLA WTR & SWR REV TAXABL	SEMI-ANN. 3.490% 10/01/2042 1,000,000.000	1,074,660	801,180
596566WH8 MIDDLESEX CNTY N J IMPT AUTH REV REV REF	SEMI-ANN. 4.000% 06/01/2024 575,000.000	603,330	568,403
60416SPL8 MINNESOTA ST HSG FIN AGY NON AMT RESIDEN	SEMI-ANN. 3.150% 01/01/2037 180,000.000	185,600	176,861
60416SK74 MINNESOTA ST HSG FIN AGY RESIDENTIAL HSG	SEMI-ANN. 4.204% 07/01/2042 80,000.000	83,100	79,681
604204WD5 MINNETONKA MINN INDPT SCH DIST NO 276 CT	SEMI-ANN. 2.800% 02/01/2035 500,000.000	518,040	401,057
60636AUG6 MISSOURI ST HEALTH & EDL FACS AUTH EDL F	SEMI-ANN. 2.410% 10/01/2023 625,000.000	628,671	614,556
60636YMJ7 MISSOURI ST HSG DEV COMMN MULTIFAMILY HS	MONTHLY 4.200% 01/01/2040 243,250.320	250,548	203,528
61212LSY6 MONTANA ST BRD REGENTS HIGHER ED REV TAX	SEMI-ANN. 1.129% 11/15/2026 205,000.000	179,152	179,804
612496BD0 MONTEREY CNTY CALIF REGL FIRE DIST PENSI	SEMI-ANN. 3.600% 09/01/2039 1,000,000.000	990,000	792,047
624409BV9 MOUNTAIN VIEW CALIF SCH DIST SCH FACS IM	SEMI-ANN. 2.500% 08/01/2024 250,000.000	252,373	241,763

JPMorgan Investor Services — J.P.Morgan

BOILERMAKERS NATIONAL ANNUITY TRUST
E.I.N. 48-1029345 PLAN NO. 001
SCHEDULE H, LINE 4i—SCHEDULE OF ASSETS (HELD AT END OF YEAR) (CONTINUED)
DECEMBER 31, 2022

FD491 PAGE 77
SCHEDULE H (FORM 5500 - 4I-1) BANK OF LABOR - MONTHLY C 18661
SCHEDULE OF ASSETS HELD FOR
INVESTMENT PURPOSES AT END OF YEAR BASE CURRENCY: USD AS OF DECEMBER 31,2022

IDENTITY OF ISSUE, BORROWER, LESSOR	DESCRIPTION OF INVESTMENT SHARES / PAR	COST	CURRENT VALUE
62451FJC5 MOUNTAIN VIEW-WHISMAN CALIF SCH DIST GO	SEMI-ANN. 1.690% 09/01/2024 250,000.000	242,828	238,027
63607VAD8 NATIONAL FIN AUTH N H FED LEASE REV TAXA	QUARTERLY 3.778% 01/01/2036 500,000.000	509,990	376,892
64461XDJ1 NEW HAMPSHIRE HEALTH & ED FACS AUTH REV	SEMI-ANN. 3.679% 07/01/2037 705,000.000	662,249	584,271
64469MFN6 NEW HAMPSHIRE ST HSG FIN AUTH MULTI-FAMI	SEMI-ANN. 2.450% 07/01/2031 120,000.000	124,650	100,085
646108V72 NEW JERSEY ST HSG & MTG FIN AGY MULTI-FA	SEMI-ANN. 1.873% 05/01/2027 720,000.000	720,000	639,765
646108W30 NEW JERSEY ST HSG & MTG FIN AGY MULTI-FA	SEMI-ANN. 2.194% 05/01/2029 675,000.000	683,930	582,051
647753ME9 NEW ORLEANS LA WTR REV TAXABLE REF BDS 2	SEMI-ANN. 1.691% 12/01/2029 420,000.000	409,748	332,644
64972EME6 NEW YORK N Y CITY HSG DEV CORP MULTIFAMI	SEMI-ANN. 3.242% 11/01/2034 1,500,000.000	1,519,575	1,268,206
64971XLY2 NEW YORK N Y CITY TRANSITIONAL FIN AUTH	SEMI-ANN. 2.690% 05/01/2033 400,000.000	427,248	317,138
64971WF62 NEW YORK N Y CITY TRANSITIONAL FIN AUTH	SEMI-ANN. 2.460% 02/01/2024 200,000.000	199,338	195,186
64971XXB9 NEW YORK N Y CITY TRANSITIONAL FIN AUTH	SEMI-ANN. 1.920% 02/01/2032 1,500,000.000	1,509,495	1,138,302
64990CJU6 NEW YORK ST DORM AUTH REVS NON ST SUPPOR	SEMI-ANN. 3.170% 07/01/2025 260,000.000	253,128	244,050
64990GWQ1 NEW YORK ST DORM AUTH REVS NON ST SUPPOR	SEMI-ANN. 2.409% 07/01/2026 330,000.000	310,068	302,099
64990GML3 NEW YORK ST DORM AUTH REVS NON ST SUPPOR	SEMI-ANN. 3.670% 07/01/2027 865,000.000	931,421	828,953
64990GMM1 NEW YORK ST DORM AUTH REVS NON ST SUPPOR	SEMI-ANN. 3.760% 07/01/2028 1,000,000.000	1,034,290	928,002
64990GMN9 NEW YORK ST DORM AUTH REVS NON ST SUPPOR	SEMI-ANN. 3.820% 07/01/2029 185,000.000	196,568	168,708

JPMorgan Investor Services J.P.Morgan

BOILERMAKERS NATIONAL ANNUITY TRUST
E.I.N. 48-1029345 PLAN NO. 001
SCHEDULE H, LINE 4i—SCHEDULE OF ASSETS (HELD AT END OF YEAR) (CONTINUED)
DECEMBER 31, 2022

FD491 PAGE 78
SCHEDULE H (FORM 5500 - 4I-1) BANK OF LABOR - MONTHLY C 18661
SCHEDULE OF ASSETS HELD FOR
INVESTMENT PURPOSES AT END OF YEAR BASE CURRENCY: USD AS OF DECEMBER 31,2022

IDENTITY OF ISSUE, BORROWER, LESSOR	DESCRIPTION OF INVESTMENT SHARES / PAR			COST	CURRENT VALUE
64990GUB6 NEW YORK ST DORM AUTH REVS NON ST SUPPOR	SEMI-ANN.	2.834%	07/01/2031	136,341	128,109
		155,000.000			
64990FA95 NEW YORK ST DORM AUTH ST PERS INCOME TAX	SEMI-ANN.	1.062%	03/15/2025	98,840	96,743
		105,000.000			
64988YNQ6 NEW YORK ST MTG AGY HOMEOWNER MTG REV TA	SEMI-ANN.	2.060%	04/01/2029	433,817	368,402
		435,000.000			
664214NC3 NORTHEAST IOWA CMNTY COLLEGE INDL NEW JO	SEMI-ANN.	2.750%	06/01/2026	227,129	211,861
		225,000.000			
667728AZ2 NORTHWEST OPEN ACCESS NETWORK WASH REV T	SEMI-ANN.	2.040%	12/01/2029	174,512	173,374
		225,000.000			
67732PDR6 OHIO CNTY W VA CNTY COMMN SPL DIST EXCIS	SEMI-ANN.	4.000%	03/01/2025	647,278	640,573
		675,000.000			
678519ZM4 OKLAHOMA CITY OKLA GO LTD TAX BDS 2019 0	SEMI-ANN.	3.000%	03/01/2027	183,508	188,303
		200,000.000			
67884XCQ8 OKLAHOMA DEV FIN AUTH HEALTH SYS REV TAX	SEMI-ANN.	4.650%	08/15/2030	104,154	86,644
		100,000.000			
67919PPQ0 OKLAHOMA ST WTR RES BRD REVOLVING FD REV	SEMI-ANN.	1.784%	04/01/2023	347,011	347,852
		350,000.000			
68607DUC7 OREGON ST DEPT TRANSN HWY USER TAX REV T	SEMI-ANN.	2.721%	11/15/2031	526,670	424,611
		500,000.000			
70917SBZ8 PENNSYLVANIA ST HIGHER EDL FACS AUTH REV	SEMI-ANN.	3.000%	06/15/2030	292,754	230,373
		275,000.000			
70917TEK3 PENNSYLVANIA ST HIGHER EDL FACS AUTH REV	SEMI-ANN.	2.689%	07/15/2029	1,519,500	1,201,150
		1,500,000.000			
709193LY0 PENNSYLVANIA ST INDL DEV AUTH REV ECON D	SEMI-ANN.	3.556%	07/01/2024	999,000	985,688
		1,000,000.000			
7092242L2 PENNSYLVANIA ST TPK COMMN TPK REV TAXABL	SEMI-ANN.	2.733%	12/01/2030	188,894	154,592
		180,000.000			
71783DAD7 PHILADELPHIA PA AUTH FOR INDL DEV CITY S	SEMI-ANN.	3.964%	04/15/2026	399,672	391,353
		400,000.000			
721901LC8 PIMA CNTY ARIZ INDL DEV AUTH REV TAXABLE	SEMI-ANN.	1.930%	04/01/2029	842,996	707,311
		850,000.000			

JPMorgan Investor Services J.P.Morgan

BOILERMAKERS NATIONAL ANNUITY TRUST
E.I.N. 48-1029345 PLAN NO. 001
SCHEDULE H, LINE 4i—SCHEDULE OF ASSETS (HELD AT END OF YEAR) (CONTINUED)
DECEMBER 31, 2022

FD491 PAGE 79
SCHEDULE H (FORM 5500 - 4I-1) BANK OF LABOR - MONTHLY C 18661
SCHEDULE OF ASSETS HELD FOR
INVESTMENT PURPOSES AT END OF YEAR BASE CURRENCY: USD AS OF DECEMBER 31,2022

IDENTITY OF ISSUE, BORROWER, LESSOR	DESCRIPTION OF INVESTMENT SHARES / PAR	COST	CURRENT VALUE
74173FAJ1 PRINCE GEORGES CNTY MD REV AUTH REV TAXA	SEMI-ANN. 3.011% 08/01/2031 245,000.000	261,226	208,860
74447CAC3 PUBLIC FIN AUTH WIS FED LEASE REV TAXABL	QUARTERLY 6.145% 08/01/2028 500,000.000	519,395	495,630
74442CDZ4 PUBLIC FIN AUTH WIS HOSP REV TAXABLE BDS	SEMI-ANN. 2.219% 02/01/2028 660,000.000	563,416	525,556
74442PJJ5 PUBLIC FIN AUTH WIS REV BDS 2018 31/JUL/	SEMI-ANN. 5.000% 10/01/2028 380,000.000	438,839	398,801
74442PDM4 PUBLIC FIN AUTH WIS REV TAXABLE REV BDS	SEMI-ANN. 4.450% 10/01/2025 1,330,000.000	1,434,139	1,310,816
74482PBT2 PUEBLO URBAN RENEWAL AUTH F/K/A PUEBLO C	SEMI-ANN. 2.000% 12/01/2027 480,000.000	496,685	418,539
74482PCA2 PUEBLO URBAN RENEWAL AUTH F/K/A PUEBLO C	SEMI-ANN. 2.375% 12/01/2034 540,000.000	536,760	409,789
74482PCC8 PUEBLO URBAN RENEWAL AUTH F/K/A PUEBLO C	SEMI-ANN. 2.625% 12/01/2036 500,000.000	500,000	373,505
752111PG3 RANCHO CALIF WTR DIST FING AUTH REV TAXA	SEMI-ANN. 1.350% 08/01/2028 300,000.000	305,844	248,373
752111PJ7 RANCHO CALIF WTR DIST FING AUTH REV TAXA	SEMI-ANN. 1.550% 08/01/2030 1,000,000.000	1,016,870	785,156
762197B75 RHODE ISLAND HEALTH & EDL BLDG CORP HIGH	SEMI-ANN. 2.269% 08/15/2028 1,850,000.000	1,875,271	1,566,873
76221THZ5 RHODE ISLAND HSG & MTG FIN CORP REV MULT	SEMI-ANN. 3.639% 10/01/2028 555,000.000	555,000	522,466
76221RS79 RHODE ISLAND HSG & MTG FIN CORP TAXABLE	SEMI-ANN. 1.000% 04/01/2026 200,000.000	175,562	178,852
76804AED3 RIVER CITY INC KY PKG AUTH REV TAXABLE M	SEMI-ANN. 1.550% 06/01/2027 1,305,000.000	1,320,060	1,135,438
76803EAB4 RIVER CITY REGL STAD FIN AUTH CALIF STAD	SEMI-ANN. 8.090% 11/01/2029 2,905,000.000	2,769,897	3,102,544
76926CAZ7 RIVERSIDE PUB FING AUTH CALIF LEASE REV	SEMI-ANN. 3.125% 11/01/2027 340,000.000	344,814	310,440

JPMorgan Investor Services J.P.Morgan

BOILERMAKERS NATIONAL ANNUITY TRUST
E.I.N. 48-1029345 PLAN NO. 001
SCHEDULE H, LINE 4i—SCHEDULE OF ASSETS (HELD AT END OF YEAR) (CONTINUED)
DECEMBER 31, 2022

FD491 PAGE 80
SCHEDULE H (FORM 5500 - 4I-1) BANK OF LABOR - MONTHLY C 18661
SCHEDULE OF ASSETS HELD FOR
INVESTMENT PURPOSES AT END OF YEAR BASE CURRENCY: USD AS OF DECEMBER 31,2022

IDENTITY OF ISSUE, BORROWER, LESSOR	DESCRIPTION OF INVESTMENT SHARES / PAR	COST	CURRENT VALUE
76926CBA1 RIVERSIDE PUB FING AUTH CALIF LEASE REV	SEMI-ANN. 3.250% 11/01/2028 250,000.000	247,990	225,437
79567PEL3 SALT LAKE CNTY UTAH COLLEGE REV REV REF	SEMI-ANN. 5.000% 10/01/2027 1,645,000.000	1,849,177	1,705,539
796237US2 SAN ANTONIO TEX COMB TAX AND REV CTFS OB	SEMI-ANN. 3.307% 02/01/2026 600,000.000	627,354	576,669
796247CZ5 SAN ANTONIO TEX ED FACS CORP REV HIGHER	SEMI-ANN. 2.792% 06/01/2039 860,000.000	886,677	564,050
796247DP6 SAN ANTONIO TEX ED FACS CORP REV TAXABLE	SEMI-ANN. 2.190% 04/01/2027 430,000.000	395,389	372,919
796247DT8 SAN ANTONIO TEX ED FACS CORP REV TAXABLE	SEMI-ANN. 2.730% 04/01/2031 795,000.000	752,013	628,175
796895AQ3 SAN BRUNO CALIF PENSION OBLIG TAXABLE PE	SEMI-ANN. 4.000% 06/01/2027 475,000.000	537,676	459,358
798901CR3 SAN MARCOS CALIF SPL TAX TAXABLE CMNTY F	SEMI-ANN. 2.164% 09/01/2029 455,000.000	466,016	376,732
80585RAS4 SCAGO EDL FACS CORP FOR CHESTERFIELD SCH	SEMI-ANN. 4.118% 12/01/2026 400,000.000	425,316	385,402
8254344L4 SHREVEPORT LA GO BDS 2014 22/OCT/2014 01	SEMI-ANN. 5.000% 09/01/2030 725,000.000	807,005	748,042
837151WM7 SOUTH CAROLINA ST PUB SVCS AUTH REV REV	SEMI-ANN. 2.388% 12/01/2023 330,000.000	345,094	323,520
788250CD8 ST CLAIR CNTY ILL HWY REV TAXABLE REF BD	SEMI-ANN. 1.910% 01/01/2027 235,000.000	236,549	209,849
788278LE7 ST CLAIR CNTY ILL PUB BLDG COMMN BLDG RE	SEMI-ANN. 3.010% 12/01/2033 565,000.000	598,629	464,877
788244GF2 ST CLAIR CNTY ILL TAXABLE GO REF BDS 202	SEMI-ANN. 2.246% 10/01/2028 520,000.000	524,498	447,947
790450EQ9 ST JOHNS MICH PUB SCHS SCH BLDG AND SITE	SEMI-ANN. 6.500% 05/01/2027 500,000.000	502,500	512,403
86657MBB1 SUMTER LANDING CMNTY DEV DIST FLA RECREA	SEMI-ANN. 3.490% 10/01/2023 150,000.000	150,651	148,819

JPMorgan Investor Services J.P.Morgan

BOILERMAKERS NATIONAL ANNUITY TRUST
E.I.N. 48-1029345 PLAN NO. 001
SCHEDULE H, LINE 4i—SCHEDULE OF ASSETS (HELD AT END OF YEAR) (CONTINUED)
DECEMBER 31, 2022

FD491 PAGE 81
SCHEDULE H (FORM 5500 - 4I-1) BANK OF LABOR - MONTHLY C 18661
SCHEDULE OF ASSETS HELD FOR
INVESTMENT PURPOSES AT END OF YEAR BASE CURRENCY: USD AS OF DECEMBER 31,2022

IDENTITY OF ISSUE, BORROWER, LESSOR	DESCRIPTION OF INVESTMENT	SHARES / PAR	COST	CURRENT VALUE
876448EC1 TARRANT REGL WTR DIST TEX WTR TRANSMISSI	SEMI-ANN. 1.550% 09/01/2030	1,150,000.000	1,134,958	911,185
88275FNW5 TEXAS ST DEPT OF HSG & CMNTY AFFAIRS SIN	SEMI-ANN. 3.000% 03/01/2046	260,000.000	259,025	235,252
88272J7Y5 TEXAS ST GO AND REF BDS 2017 08/FEB/2017	SEMI-ANN. 3.721% 10/01/2031	1,000,000.000	1,167,030	924,439
882806HT2 TEXAS TECH UNIV REVS TAXABLE FING SYS RE	SEMI-ANN. 2.748% 02/15/2040	1,700,000.000	1,751,000	1,192,391
889384FA6 TOLEDO OHIO SPL OBLIG TAXABLE INDL DEV R	SEMI-ANN. 3.375% 12/01/2039	460,000.000	475,957	354,249
891371AQ9 TORRANCE CALIF JT PWRS FING AUTH LEASE R	SEMI-ANN. 3.703% 10/01/2039	1,450,000.000	1,568,578	1,156,394
899124MB8 TULARE CALIF SWR REV TAXABLE REF BDS 202	SEMI-ANN. 1.298% 11/15/2024	150,000.000	143,793	140,680
903674AU3 UKIAH CALIF PUB FING AUTH LEASE REV TAXA	SEMI-ANN. 3.206% 04/01/2031	350,000.000	370,041	295,016
90586ABH6 UNION CITY CALIF CMNTY REDEV AGY SUCCESS	SEMI-ANN. 3.750% 10/01/2025	270,000.000	280,311	261,342
9143534F1 UNIVERSITY ILL UNIV REVS TAXABLE AUXILIA	SEMI-ANN. 4.000% 04/01/2027	880,000.000	990,202	848,968
9143534Y0 UNIVERSITY ILL UNIV REVS TAXABLE AUXILIA	SEMI-ANN. 3.900% 04/01/2044	750,000.000	819,375	591,882
914729ST6 UNIVERSITY NORTH TEX UNIV REV REV FINC S	SEMI-ANN. 3.757% 04/15/2031	690,000.000	770,558	625,535
91756TAV3 UTAH ST MUN PWR AGY PWR SUPPLY SYS REV R	SEMI-ANN. 3.806% 07/01/2036	360,000.000	384,156	308,473
92812VFP6 VIRGINIA ST HSG DEV AUTH RENTAL HSG BDS	SEMI-ANN. 3.600% 12/01/2027	490,000.000	517,435	466,207
92812VK47 VIRGINIA ST HSG DEV AUTH RENTAL HSG TAXA	SEMI-ANN. 2.513% 09/01/2035	680,000.000	695,960	515,556
929833BQ3 WACO TEX EDL FIN CORP REV TAXABLE REF BD	SEMI-ANN. 1.686% 03/01/2028	250,000.000	220,640	212,948

JPMorgan Investor Services J.P.Morgan

BOILERMAKERS NATIONAL ANNUITY TRUST
E.I.N. 48-1029345 PLAN NO. 001
SCHEDULE H, LINE 4i—SCHEDULE OF ASSETS (HELD AT END OF YEAR) (CONTINUED)
DECEMBER 31, 2022

FD491 PAGE 82
SCHEDULE H (FORM 5500 - 4I-1) BANK OF LABOR - MONTHLY C 18661
SCHEDULE OF ASSETS HELD FOR
INVESTMENT PURPOSES AT END OF YEAR BASE CURRENCY: USD AS OF DECEMBER 31,2022

IDENTITY OF ISSUE, BORROWER, LESSOR	DESCRIPTION OF INVESTMENT SHARES / PAR	COST	CURRENT VALUE
9397813F5 WASHINGTON ST HIGHER ED FACS AUTH REV TA	SEMI-ANN. 2.689% 10/01/2030 865,000.000	912,220	704,012
93978PML8 WASHINGTON ST HSG FIN COMMN MULTIFAMILY	SEMI-ANN. 3.500% 07/01/2030 500,000.000	513,485	503,394
960895YZ7 WESTMORELAND CNTY PA GO TAXABLE BDS 2021	SEMI-ANN. 1.710% 08/15/2028 750,000.000	755,445	620,015
963270HD8 WHEELING W VA WTRWKS & SEW SYS REV TAXAB	SEMI-ANN. 2.212% 06/01/2032 500,000.000	509,405	391,975
968257QQ1 WILKES-BARRE PA FEDERALLY TAXABLE GO NTS	SEMI-ANN. 4.959% 11/15/2032 400,000.000	456,520	390,286
974450N95 WINNEBAGO CNTY ILL TAXABLE GO BDS 2018 0	SEMI-ANN. 4.340% 12/30/2028 190,000.000	193,099	183,445
976595GW2 WISCONSIN CTR DIST WIS TAX REV TAXABLE J	SEMI-ANN. 2.113% 12/15/2026 1,015,000.000	1,015,000	901,782
977100GH3 WISCONSIN ST GEN FD ANNUAL APPROPRIATION	SEMI-ANN. 3.154% 05/01/2027 750,000.000	749,423	700,757
98267LAB1 WYANDOTTE CNTY/KANS CITY KANS UNI GOVT S	SEMI-ANN. 6.750% 12/01/2027 3,580,000.000	3,868,962	3,719,600
98464TAL3 YAMHILL CNTY ORE REV TAXABLE REF BDS 202	SEMI-ANN. 4.500% 10/01/2030 835,000.000	863,866	806,295
98816PDE9 YSLETA TEX INDPT SCH DIST TAXABLE UNLTD	SEMI-ANN. 5.000% 08/15/2028 635,000.000	820,782	642,723
TOTAL STATE AND MUNICIPAL SECURITIES		111,703,755	95,876,599
FOREIGN GOVERNMENT AND AGENCY SECURITIES			
200447AL4 COMISION FEDERAL DE ELECTRICIDAD CALLABL	SEMI-ANN. 4.688% 05/15/2029 230,000.000	229,954	203,419
200447AH3 COMISION FEDERAL DE ELECTRICIDAD CALLABL	SEMI-ANN. 3.348% 02/09/2031 435,000.000	427,050	339,531
29245JAM4 EMPRESA NACIONAL DEL PETROLEO CALLABLE B	SEMI-ANN. 3.450% 09/16/2031 410,000.000	410,438	345,065

JPMorgan Investor Services J.P.Morgan

BOILERMAKERS NATIONAL ANNUITY TRUST
E.I.N. 48-1029345 PLAN NO. 001
SCHEDULE H, LINE 4i—SCHEDULE OF ASSETS (HELD AT END OF YEAR) (CONTINUED)
DECEMBER 31, 2022

FD491 PAGE 83
SCHEDULE H (FORM 5500 - 4I-1) BANK OF LABOR - MONTHLY C 18661
SCHEDULE OF ASSETS HELD FOR
INVESTMENT PURPOSES AT END OF YEAR BASE CURRENCY: USD AS OF DECEMBER 31,2022

IDENTITY OF ISSUE, BORROWER, LESSOR	DESCRIPTION OF INVESTMENT SHARES / PAR	COST	CURRENT VALUE
71654QCG5 PETROLEOS MEXICANOS CALLABLE BOND FIXED	SEMI-ANN. 6.500% 03/13/2027 620,000.000	666,623	565,700
195325DZ5 REPUBLIC OF COLOMBIA CALLABLE BOND FIXED	SEMI-ANN. 3.250% 04/22/2032 480,000.000	473,544	348,967
TOTAL FOREIGN GOVERNMENT AND AGENCY SECURITIES		2,207,610	1,802,681
FOREIGN CURRENCY CONTRACTS (WITH GAINS)			
CCTJPY CURRENCY CONTRACT - JPY	VALUE DATE: 01/04/2023	0	70
TOTAL FOREIGN CURRENCY CONTRACTS (WITH GAINS)		0	70
TOTAL GENERAL INVESTMENTS - OTHER		113,911,364	97,679,350
TOTAL GENERAL INVESTMENTS		1,024,050,059	1,069,818,552

JPMorgan Investor Services J.P.Morgan

BOILERMAKERS NATIONAL ANNUITY TRUST
E.I.N. 48-1029345 PLAN NO. 001
SCHEDULE H, LINE 4j—SCHEDULE OF REPORTABLE TRANSACTIONS
YEAR ENDED DECEMBER 31, 2022

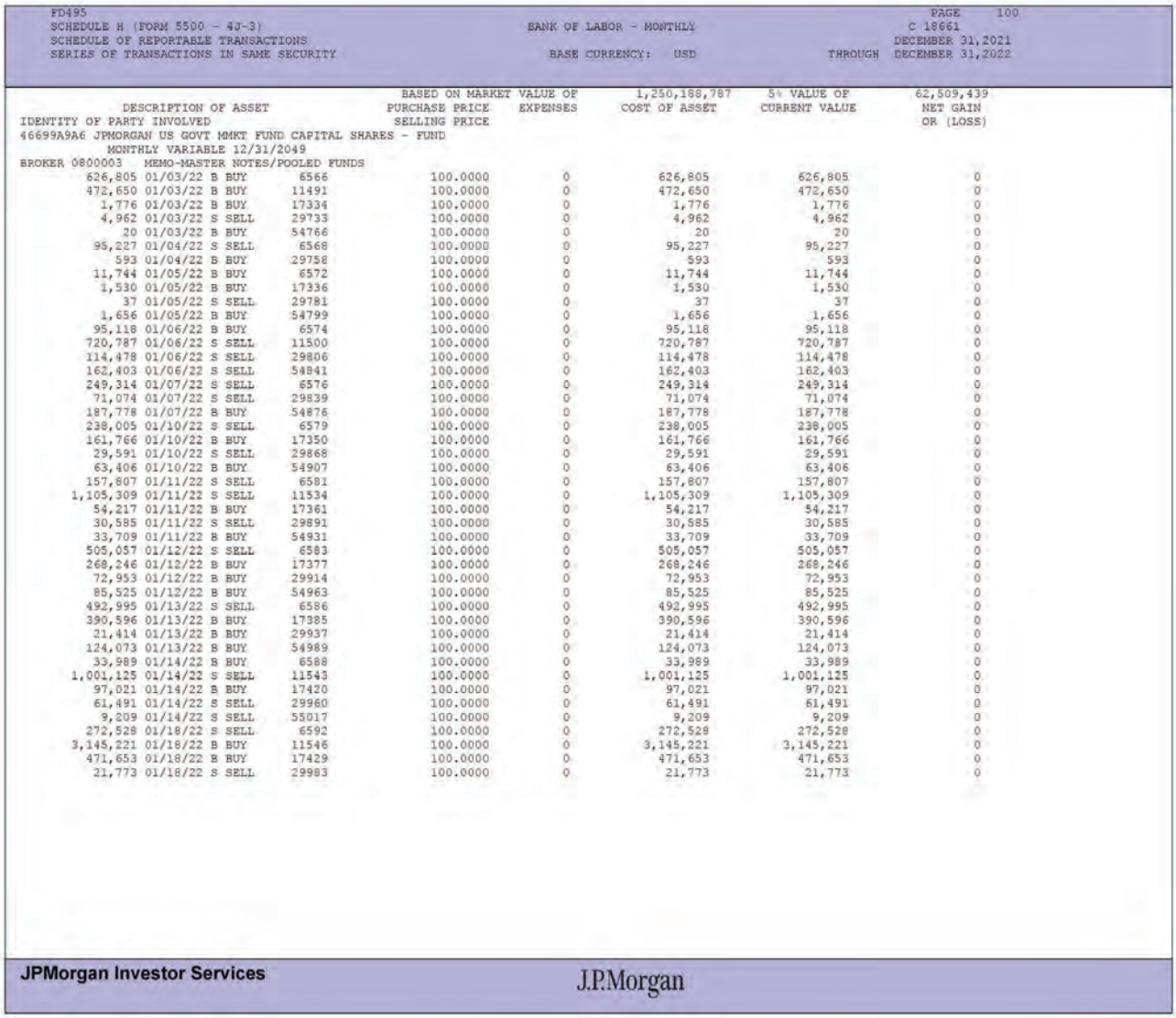

FD495 — PAGE 100
SCHEDULE H (FORM 5500 - 4J-3) — BANK OF LABOR - MONTHLY — C 18661
SCHEDULE OF REPORTABLE TRANSACTIONS — DECEMBER 31,2021
SERIES OF TRANSACTIONS IN SAME SECURITY — BASE CURRENCY: USD — THROUGH DECEMBER 31,2022

DESCRIPTION OF ASSET / IDENTITY OF PARTY INVOLVED				BASED ON MARKET VALUE OF PURCHASE PRICE / SELLING PRICE	EXPENSES	1,250,188,787 COST OF ASSET	5% VALUE OF CURRENT VALUE	62,509,439 NET GAIN OR (LOSS)
46699A9A6 JPMORGAN US GOVT MMKT FUND CAPITAL SHARES - FUND								
MONTHLY VARIABLE 12/31/2049								
BROKER 0800003 MEMO-MASTER NOTES/POOLED FUNDS								
626,805	01/03/22	B BUY	6566	100.0000	0	626,805	626,805	0
472,650	01/03/22	B BUY	11491	100.0000	0	472,650	472,650	0
1,776	01/03/22	B BUY	17334	100.0000	0	1,776	1,776	0
4,962	01/03/22	S SELL	29733	100.0000	0	4,962	4,962	0
20	01/03/22	B BUY	54766	100.0000	0	20	20	0
95,227	01/04/22	S SELL	6568	100.0000	0	95,227	95,227	0
593	01/04/22	B BUY	29758	100.0000	0	593	593	0
11,744	01/05/22	B BUY	6572	100.0000	0	11,744	11,744	0
1,530	01/05/22	B BUY	17336	100.0000	0	1,530	1,530	0
37	01/05/22	S SELL	29781	100.0000	0	37	37	0
1,656	01/05/22	B BUY	54799	100.0000	0	1,656	1,656	0
95,118	01/06/22	B BUY	6574	100.0000	0	95,118	95,118	0
720,787	01/06/22	S SELL	11500	100.0000	0	720,787	720,787	0
114,478	01/06/22	S SELL	29806	100.0000	0	114,478	114,478	0
162,403	01/06/22	S SELL	54841	100.0000	0	162,403	162,403	0
249,314	01/07/22	S SELL	6576	100.0000	0	249,314	249,314	0
71,074	01/07/22	S SELL	29839	100.0000	0	71,074	71,074	0
187,778	01/07/22	B BUY	54876	100.0000	0	187,778	187,778	0
238,005	01/10/22	S SELL	6579	100.0000	0	238,005	238,005	0
161,766	01/10/22	B BUY	17350	100.0000	0	161,766	161,766	0
29,591	01/10/22	S SELL	29868	100.0000	0	29,591	29,591	0
63,406	01/10/22	B BUY	54907	100.0000	0	63,406	63,406	0
157,807	01/11/22	S SELL	6581	100.0000	0	157,807	157,807	0
1,105,309	01/11/22	S SELL	11534	100.0000	0	1,105,309	1,105,309	0
54,217	01/11/22	B BUY	17361	100.0000	0	54,217	54,217	0
30,585	01/11/22	S SELL	29891	100.0000	0	30,585	30,585	0
33,709	01/11/22	B BUY	54931	100.0000	0	33,709	33,709	0
505,057	01/12/22	S SELL	6583	100.0000	0	505,057	505,057	0
268,246	01/12/22	B BUY	17377	100.0000	0	268,246	268,246	0
72,953	01/12/22	B BUY	29914	100.0000	0	72,953	72,953	0
85,525	01/12/22	B BUY	54963	100.0000	0	85,525	85,525	0
492,995	01/13/22	S SELL	6586	100.0000	0	492,995	492,995	0
390,596	01/13/22	B BUY	17385	100.0000	0	390,596	390,596	0
21,414	01/13/22	B BUY	29937	100.0000	0	21,414	21,414	0
124,073	01/13/22	B BUY	54989	100.0000	0	124,073	124,073	0
33,989	01/14/22	B BUY	6588	100.0000	0	33,989	33,989	0
1,001,125	01/14/22	S SELL	11543	100.0000	0	1,001,125	1,001,125	0
97,021	01/14/22	B BUY	17420	100.0000	0	97,021	97,021	0
61,491	01/14/22	S SELL	29960	100.0000	0	61,491	61,491	0
9,209	01/14/22	S SELL	55017	100.0000	0	9,209	9,209	0
272,528	01/18/22	S SELL	6592	100.0000	0	272,528	272,528	0
3,145,221	01/18/22	B BUY	11546	100.0000	0	3,145,221	3,145,221	0
471,653	01/18/22	B BUY	17429	100.0000	0	471,653	471,653	0
21,773	01/18/22	S SELL	29983	100.0000	0	21,773	21,773	0

JPMorgan Investor Services — J.P.Morgan

BOILERMAKERS NATIONAL ANNUITY TRUST
E.I.N. 48-1029345 PLAN NO. 001
SCHEDULE H, LINE 4j—SCHEDULE OF REPORTABLE TRANSACTIONS (CONTINUED)
YEAR ENDED DECEMBER 31, 2022

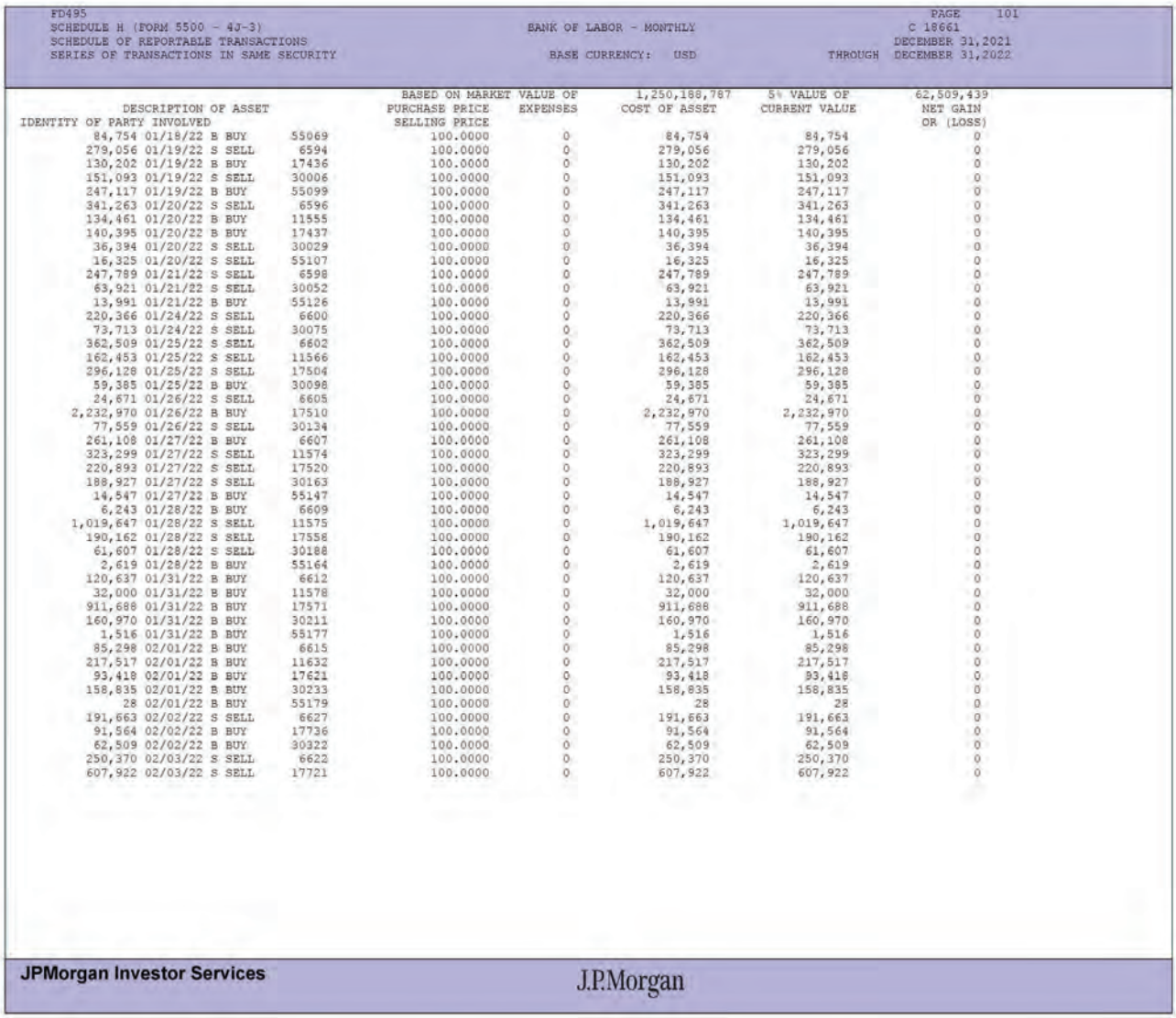

FD495 — PAGE 101
SCHEDULE H (FORM 5500 - 4J-3) — BANK OF LABOR - MONTHLY — C 18661
SCHEDULE OF REPORTABLE TRANSACTIONS — BASE CURRENCY: USD — THROUGH DECEMBER 31,2021
SERIES OF TRANSACTIONS IN SAME SECURITY — THROUGH DECEMBER 31,2022

DESCRIPTION OF ASSET IDENTITY OF PARTY INVOLVED				BASED ON MARKET PURCHASE PRICE SELLING PRICE	VALUE OF EXPENSES	1,250,188,787 COST OF ASSET	5% VALUE OF CURRENT VALUE	62,509,439 NET GAIN OR (LOSS)
84,754	01/18/22 B BUY	55069		100.0000	0	84,754	84,754	0
279,056	01/19/22 S SELL	6594		100.0000	0	279,056	279,056	0
130,202	01/19/22 B BUY	17436		100.0000	0	130,202	130,202	0
151,093	01/19/22 S SELL	30006		100.0000	0	151,093	151,093	0
247,117	01/19/22 B BUY	55099		100.0000	0	247,117	247,117	0
341,263	01/20/22 S SELL	6596		100.0000	0	341,263	341,263	0
134,461	01/20/22 B BUY	11555		100.0000	0	134,461	134,461	0
140,395	01/20/22 B BUY	17437		100.0000	0	140,395	140,395	0
36,394	01/20/22 S SELL	30029		100.0000	0	36,394	36,394	0
16,325	01/20/22 S SELL	55107		100.0000	0	16,325	16,325	0
247,789	01/21/22 S SELL	6598		100.0000	0	247,789	247,789	0
63,921	01/21/22 S SELL	30052		100.0000	0	63,921	63,921	0
13,991	01/21/22 B BUY	55126		100.0000	0	13,991	13,991	0
220,366	01/24/22 S SELL	6600		100.0000	0	220,366	220,366	0
73,713	01/24/22 S SELL	30075		100.0000	0	73,713	73,713	0
362,509	01/25/22 S SELL	6602		100.0000	0	362,509	362,509	0
162,453	01/25/22 S SELL	11566		100.0000	0	162,453	162,453	0
296,128	01/25/22 S SELL	17504		100.0000	0	296,128	296,128	0
59,385	01/25/22 B BUY	30098		100.0000	0	59,385	59,385	0
24,671	01/26/22 S SELL	6605		100.0000	0	24,671	24,671	0
2,232,970	01/26/22 B BUY	17510		100.0000	0	2,232,970	2,232,970	0
77,559	01/26/22 S SELL	30134		100.0000	0	77,559	77,559	0
261,108	01/27/22 B BUY	6607		100.0000	0	261,108	261,108	0
323,299	01/27/22 S SELL	11574		100.0000	0	323,299	323,299	0
220,893	01/27/22 S SELL	17520		100.0000	0	220,893	220,893	0
188,927	01/27/22 S SELL	30163		100.0000	0	188,927	188,927	0
14,547	01/27/22 B BUY	55147		100.0000	0	14,547	14,547	0
6,243	01/28/22 B BUY	6609		100.0000	0	6,243	6,243	0
1,019,647	01/28/22 S SELL	11575		100.0000	0	1,019,647	1,019,647	0
190,162	01/28/22 S SELL	17558		100.0000	0	190,162	190,162	0
61,607	01/28/22 S SELL	30188		100.0000	0	61,607	61,607	0
2,619	01/28/22 B BUY	55164		100.0000	0	2,619	2,619	0
120,637	01/31/22 B BUY	6612		100.0000	0	120,637	120,637	0
32,000	01/31/22 B BUY	11578		100.0000	0	32,000	32,000	0
911,688	01/31/22 B BUY	17571		100.0000	0	911,688	911,688	0
160,970	01/31/22 B BUY	30211		100.0000	0	160,970	160,970	0
1,516	01/31/22 B BUY	55177		100.0000	0	1,516	1,516	0
85,298	02/01/22 B BUY	6615		100.0000	0	85,298	85,298	0
217,517	02/01/22 B BUY	11632		100.0000	0	217,517	217,517	0
93,418	02/01/22 B BUY	17621		100.0000	0	93,418	93,418	0
158,835	02/01/22 B BUY	30233		100.0000	0	158,835	158,835	0
28	02/01/22 B BUY	55179		100.0000	0	28	28	0
191,663	02/02/22 S SELL	6627		100.0000	0	191,663	191,663	0
91,564	02/02/22 B BUY	17736		100.0000	0	91,564	91,564	0
62,509	02/02/22 B BUY	30322		100.0000	0	62,509	62,509	0
250,370	02/03/22 S SELL	6622		100.0000	0	250,370	250,370	0
607,922	02/03/22 S SELL	17721		100.0000	0	607,922	607,922	0

JPMorgan Investor Services — J.P.Morgan

BOILERMAKERS NATIONAL ANNUITY TRUST
E.I.N. 48-1029345 PLAN NO. 001
SCHEDULE H, LINE 4j—SCHEDULE OF REPORTABLE TRANSACTIONS (CONTINUED)
YEAR ENDED DECEMBER 31, 2022

FD495 — PAGE 102
SCHEDULE H (FORM 5500 - 4J-3) — BANK OF LABOR - MONTHLY — C 18661
SCHEDULE OF REPORTABLE TRANSACTIONS — DECEMBER 31,2021
SERIES OF TRANSACTIONS IN SAME SECURITY — BASE CURRENCY: USD — THROUGH DECEMBER 31,2022

DESCRIPTION OF ASSET IDENTITY OF PARTY INVOLVED				BASED ON MARKET PURCHASE PRICE SELLING PRICE	VALUE OF EXPENSES	1,250,188,787 COST OF ASSET	5% VALUE OF CURRENT VALUE	62,509,439 NET GAIN OR (LOSS)
61,336	02/03/22 B BUY	30276		100.0000	0	61,336	61,336	0
208,213	02/04/22 S SELL	6625		100.0000	0	208,213	208,213	0
379,922	02/04/22 S SELL	11641		100.0000	0	379,922	379,922	0
256,623	02/04/22 S SELL	17735		100.0000	0	256,623	256,623	0
196,859	02/04/22 S SELL	30299		100.0000	0	196,859	196,859	0
83,777	02/04/22 S SELL	55262		100.0000	0	83,777	83,777	0
261,266	02/07/22 S SELL	6628		100.0000	0	261,266	261,266	0
89,382	02/07/22 S SELL	17766		100.0000	0	89,382	89,382	0
6,010	02/07/22 B BUY	30323		100.0000	0	6,010	6,010	0
162,577	02/07/22 S SELL	55347		100.0000	0	162,577	162,577	0
492,261	02/08/22 S SELL	6630		100.0000	0	492,261	492,261	0
239,888	02/08/22 S SELL	17775		100.0000	0	239,888	239,888	0
24,919	02/08/22 S SELL	30346		100.0000	0	24,919	24,919	0
437,045	02/08/22 B BUY	55390		100.0000	0	437,045	437,045	0
576,451	02/09/22 S SELL	6635		100.0000	0	576,451	576,451	0
69,517	02/09/22 S SELL	17778		100.0000	0	69,517	69,517	0
94,517	02/09/22 B BUY	30388		100.0000	0	94,517	94,517	0
208,767	02/09/22 S SELL	55430		100.0000	0	208,767	208,767	0
443,017	02/10/22 S SELL	6637		100.0000	0	443,017	443,017	0
123,668	02/10/22 S SELL	17781		100.0000	0	123,668	123,668	0
125,141	02/10/22 B BUY	30413		100.0000	0	125,141	125,141	0
12,467	02/10/22 B BUY	55468		100.0000	0	12,467	12,467	0
465,061	02/11/22 S SELL	6639		100.0000	0	465,061	465,061	0
161,553	02/11/22 S SELL	30453		100.0000	0	161,553	161,553	0
142,913	02/11/22 B BUY	55481		100.0000	0	142,913	142,913	0
11,516	02/14/22 B BUY	6641		100.0000	0	11,516	11,516	0
163,800	02/14/22 B BUY	17808		100.0000	0	163,800	163,800	0
129,342	02/14/22 S SELL	30474		100.0000	0	129,342	129,342	0
21,457	02/14/22 B BUY	55508		100.0000	0	21,457	21,457	0
1,786,318	02/15/22 B BUY	6644		100.0000	0	1,786,318	1,786,318	0
153,318	02/15/22 B BUY	11689		100.0000	0	153,318	153,318	0
130,336	02/15/22 B BUY	17817		100.0000	0	130,336	130,336	0
6,902	02/15/22 B BUY	30504		100.0000	0	6,902	6,902	0
474	02/15/22 B BUY	55518		100.0000	0	474	474	0
208,615	02/16/22 S SELL	6646		100.0000	0	208,615	208,615	0
67,428	02/16/22 S SELL	11692		100.0000	0	67,428	67,428	0
60,636	02/16/22 S SELL	17824		100.0000	0	60,636	60,636	0
114,882	02/16/22 B BUY	30527		100.0000	0	114,882	114,882	0
626	02/16/22 B BUY	55525		100.0000	0	626	626	0
12,014	02/17/22 B BUY	6649		100.0000	0	12,014	12,014	0
66,588	02/17/22 B BUY	17828		100.0000	0	66,588	66,588	0
59,462	02/17/22 S SELL	30560		100.0000	0	59,462	59,462	0
306,705	02/18/22 S SELL	6652		100.0000	0	306,705	306,705	0
412,616	02/18/22 S SELL	11703		100.0000	0	412,616	412,616	0
17,009	02/18/22 B BUY	17844		100.0000	0	17,009	17,009	0
160,249	02/18/22 S SELL	30583		100.0000	0	160,249	160,249	0
219,824	02/18/22 B BUY	55536		100.0000	0	219,824	219,824	0

JPMorgan Investor Services — J.P.Morgan

BOILERMAKERS NATIONAL ANNUITY TRUST
E.I.N. 48-1029345 PLAN NO. 001
SCHEDULE H, LINE 4j—SCHEDULE OF REPORTABLE TRANSACTIONS (CONTINUED)
YEAR ENDED DECEMBER 31, 2022

FD495 — PAGE 103
SCHEDULE H (FORM 5500 - 4J-3) — BANK OF LABOR - MONTHLY — C 18661
SCHEDULE OF REPORTABLE TRANSACTIONS — DECEMBER 31,2021
SERIES OF TRANSACTIONS IN SAME SECURITY — BASE CURRENCY: USD — THROUGH DECEMBER 31,2022

DESCRIPTION OF ASSET IDENTITY OF PARTY INVOLVED				BASED ON MARKET VALUE OF PURCHASE PRICE SELLING PRICE	EXPENSES	1,250,188,787 COST OF ASSET	5% VALUE OF CURRENT VALUE	62,509,439 NET GAIN OR (LOSS)
188,279	02/22/22	S SELL	6658	100.0000	0	188,279	188,279	0
309,170	02/22/22	S SELL	11706	100.0000	0	309,170	309,170	0
48,508	02/22/22	S SELL	30604	100.0000	0	48,508	48,508	0
392,757	02/23/22	S SELL	6662	100.0000	0	392,757	392,757	0
343,697	02/23/22	S SELL	17877	100.0000	0	343,697	343,697	0
98,656	02/23/22	S SELL	30691	100.0000	0	98,656	98,656	0
2,494	02/23/22	B BUY	55555	100.0000	0	2,494	2,494	0
609,790	02/24/22	S SELL	6664	100.0000	0	609,790	609,790	0
153,360	02/24/22	S SELL	11717	100.0000	0	153,360	153,360	0
124,828	02/24/22	B BUY	17891	100.0000	0	124,828	124,828	0
134,410	02/24/22	S SELL	30712	100.0000	0	134,410	134,410	0
266,275	02/25/22	B BUY	6666	100.0000	0	266,275	266,275	0
181,971	02/25/22	B BUY	11718	100.0000	0	181,971	181,971	0
80,926	02/25/22	B BUY	17902	100.0000	0	80,926	80,926	0
61,979	02/25/22	B BUY	30752	100.0000	0	61,979	61,979	0
124,408	02/25/22	S SELL	55592	100.0000	0	124,408	124,408	0
300,843	02/28/22	S SELL	6668	100.0000	0	300,843	300,843	0
48,417	02/28/22	B BUY	11724	100.0000	0	48,417	48,417	0
134,306	02/28/22	B BUY	17907	100.0000	0	134,306	134,306	0
245,532	02/28/22	B BUY	30779	100.0000	0	245,532	245,532	0
206,496	02/28/22	S SELL	55623	100.0000	0	206,496	206,496	0
328,180	03/01/22	B BUY	6673	100.0000	0	328,180	328,180	0
1,612,643	03/01/22	B BUY	11779	100.0000	0	1,612,643	1,612,643	0
100,570	03/01/22	S SELL	17910	100.0000	0	100,570	100,570	0
29,874	03/01/22	S SELL	30803	100.0000	0	29,874	29,874	0
917	03/01/22	S SELL	55634	100.0000	0	917	917	0
2,431,773	03/02/22	B BUY	6676	100.0000	0	2,431,773	2,431,773	0
39,220	03/02/22	S SELL	17921	100.0000	0	39,220	39,220	0
103,394	03/02/22	S SELL	30824	100.0000	0	103,394	103,394	0
66,927	03/02/22	B BUY	55648	100.0000	0	66,927	66,927	0
181,496	03/03/22	B BUY	6678	100.0000	0	181,496	181,496	0
5,991,180	03/03/22	S SELL	11791	100.0000	0	5,991,180	5,991,180	0
28,345	03/03/22	S SELL	17927	100.0000	0	28,345	28,345	0
90,216	03/03/22	B BUY	30845	100.0000	0	90,216	90,216	0
5,505	03/03/22	B BUY	55658	100.0000	0	5,505	5,505	0
83,721	03/04/22	S SELL	6681	100.0000	0	83,721	83,721	0
1,490,938	03/04/22	S SELL	11794	100.0000	0	1,490,938	1,490,938	0
35,763	03/04/22	B BUY	17932	100.0000	0	35,763	35,763	0
179,260	03/04/22	S SELL	30884	100.0000	0	179,260	179,260	0
143,165	03/04/22	B BUY	55674	100.0000	0	143,165	143,165	0
21,094	03/07/22	S SELL	6685	100.0000	0	21,094	21,094	0
134,817	03/07/22	S SELL	17982	100.0000	0	134,817	134,817	0
90,137	03/07/22	S SELL	30907	100.0000	0	90,137	90,137	0
376,478	03/08/22	B BUY	6687	100.0000	0	376,478	376,478	0
61,991	03/08/22	S SELL	18009	100.0000	0	61,991	61,991	0
266,313	03/08/22	S SELL	30928	100.0000	0	266,313	266,313	0
98,519	03/08/22	B BUY	55724	100.0000	0	98,519	98,519	0

JPMorgan Investor Services — J.P.Morgan

BOILERMAKERS NATIONAL ANNUITY TRUST
E.I.N. 48-1029345 PLAN NO. 001
SCHEDULE H, LINE 4j—SCHEDULE OF REPORTABLE TRANSACTIONS (CONTINUED)
YEAR ENDED DECEMBER 31, 2022

FD495 — PAGE 104
SCHEDULE H (FORM 5500 - 4J-3) — BANK OF LABOR - MONTHLY — C 18661
SCHEDULE OF REPORTABLE TRANSACTIONS — DECEMBER 31,2021
SERIES OF TRANSACTIONS IN SAME SECURITY — BASE CURRENCY: USD — THROUGH DECEMBER 31,2022

DESCRIPTION OF ASSET IDENTITY OF PARTY INVOLVED				BASED ON MARKET PURCHASE PRICE SELLING PRICE	VALUE OF EXPENSES	1,250,188,787 COST OF ASSET	5% VALUE OF CURRENT VALUE	62,509,439 NET GAIN OR (LOSS)
499,831	03/09/22 S SELL	6689		100.0000	0	499,831	499,831	0
147,304	03/09/22 S SELL	18087		100.0000	0	147,304	147,304	0
42,124	03/09/22 S SELL	30949		100.0000	0	42,124	42,124	0
32,504	03/09/22 B BUY	55745		100.0000	0	32,504	32,504	0
489,954	03/10/22 S SELL	6691		100.0000	0	489,954	489,954	0
501,760	03/10/22 S SELL	11819		100.0000	0	501,760	501,760	0
20,867	03/10/22 S SELL	18091		100.0000	0	20,867	20,867	0
228,172	03/10/22 B BUY	30970		100.0000	0	228,172	228,172	0
25,124	03/10/22 S SELL	55796		100.0000	0	25,124	25,124	0
1,062,056	03/11/22 S SELL	6693		100.0000	0	1,062,056	1,062,056	0
1,718,681	03/11/22 S SELL	11823		100.0000	0	1,718,681	1,718,681	0
1,439	03/11/22 B BUY	18096		100.0000	0	1,439	1,439	0
74,620	03/11/22 S SELL	30995		100.0000	0	74,620	74,620	0
237,477	03/11/22 B BUY	55810		100.0000	0	237,477	237,477	0
324,252	03/14/22 S SELL	6696		100.0000	0	324,252	324,252	0
35,340	03/14/22 B BUY	18117		100.0000	0	35,340	35,340	0
108,819	03/14/22 S SELL	31032		100.0000	0	108,819	108,819	0
229,191	03/14/22 B BUY	55843		100.0000	0	229,191	229,191	0
34,789	03/15/22 B BUY	6699		100.0000	0	34,789	34,789	0
35,355	03/15/22 B BUY	11841		100.0000	0	35,355	35,355	0
35,080	03/15/22 B BUY	18143		100.0000	0	35,080	35,080	0
59,210	03/15/22 S SELL	31145		100.0000	0	59,210	59,210	0
56,933	03/15/22 B BUY	55859		100.0000	0	56,933	56,933	0
374,060	03/16/22 S SELL	6701		100.0000	0	374,060	374,060	0
2,500	03/16/22 B BUY	11856		100.0000	0	2,500	2,500	0
52,148	03/16/22 B BUY	18159		100.0000	0	52,148	52,148	0
143,800	03/16/22 B BUY	31166		100.0000	0	143,800	143,800	0
73,012	03/16/22 B BUY	55877		100.0000	0	73,012	73,012	0
263,064	03/17/22 B BUY	6703		100.0000	0	263,064	263,064	0
1,592	03/17/22 S SELL	18177		100.0000	0	1,592	1,592	0
220,814	03/17/22 B BUY	31187		100.0000	0	220,814	220,814	0
118,031	03/17/22 B BUY	55896		100.0000	0	118,031	118,031	0
442,196	03/18/22 B BUY	6707		100.0000	0	442,196	442,196	0
104,868	03/18/22 B BUY	18191		100.0000	0	104,868	104,868	0
94,193	03/18/22 B BUY	31208		100.0000	0	94,193	94,193	0
104,050	03/18/22 B BUY	55906		100.0000	0	104,050	104,050	0
312,924	03/21/22 B BUY	6710		100.0000	0	312,924	312,924	0
205,777	03/21/22 S SELL	11864		100.0000	0	205,777	205,777	0
150,639	03/21/22 B BUY	18199		100.0000	0	150,639	150,639	0
64,392	03/21/22 B BUY	31229		100.0000	0	64,392	64,392	0
16,158	03/21/22 B BUY	55918		100.0000	0	16,158	16,158	0
3,391,182	03/22/22 B BUY	6713		100.0000	0	3,391,182	3,391,182	0
41,086	03/22/22 B BUY	18203		100.0000	0	41,086	41,086	0
58,414	03/22/22 S SELL	31252		100.0000	0	58,414	58,414	0
41,425	03/22/22 S SELL	55921		100.0000	0	41,425	41,425	0
8,922	03/23/22 B BUY	6715		100.0000	0	8,922	8,922	0
17,631	03/23/22 B BUY	18204		100.0000	0	17,631	17,631	0

JPMorgan Investor Services — J.P.Morgan

BOILERMAKERS NATIONAL ANNUITY TRUST
E.I.N. 48-1029345 PLAN NO. 001
SCHEDULE H, LINE 4j—SCHEDULE OF REPORTABLE TRANSACTIONS (CONTINUED)
YEAR ENDED DECEMBER 31, 2022

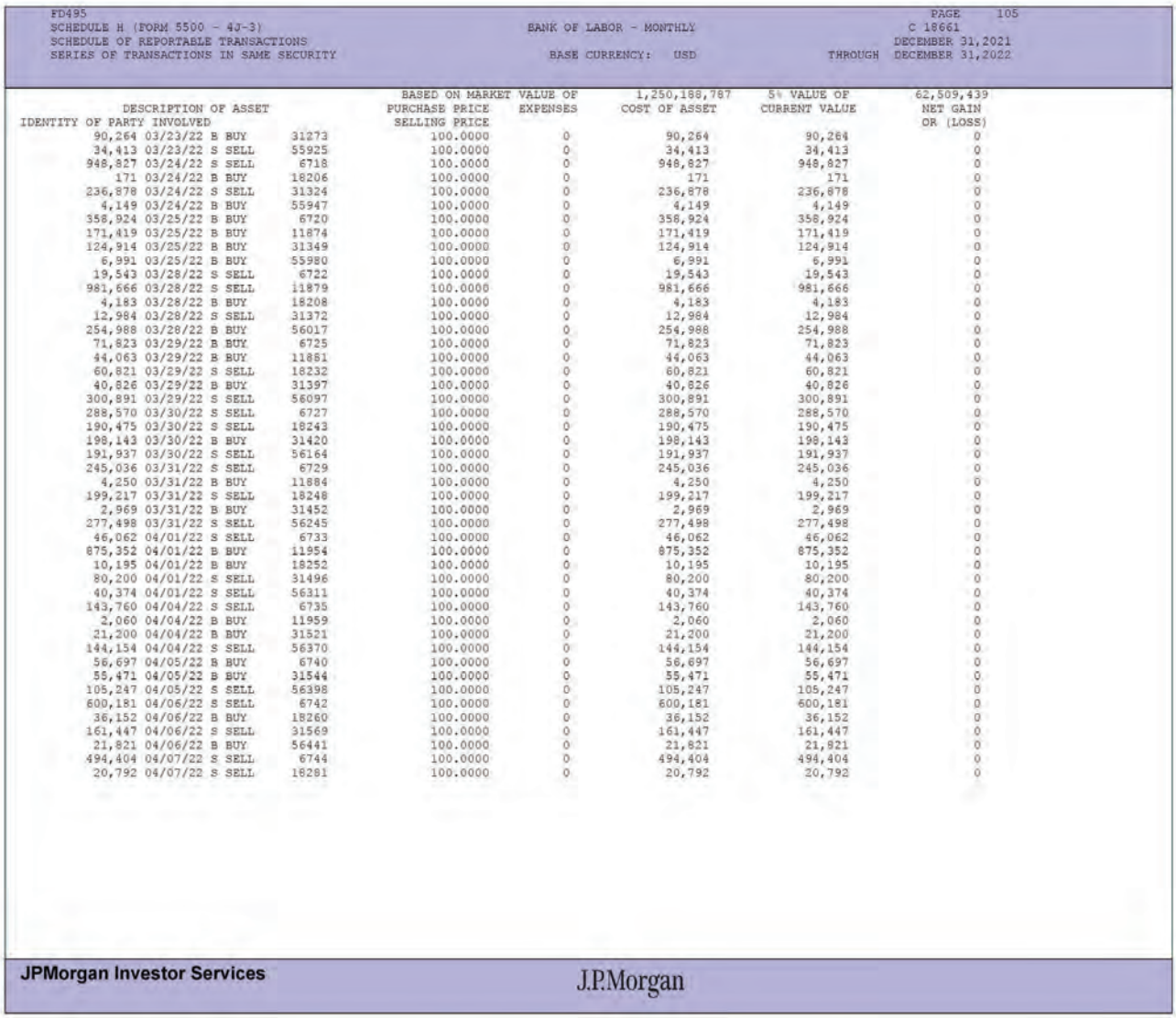

FD495 — PAGE 105
SCHEDULE H (FORM 5500 - 4J-3) — BANK OF LABOR - MONTHLY — C 18661
SCHEDULE OF REPORTABLE TRANSACTIONS — BASE CURRENCY: USD — THROUGH DECEMBER 31,2021
SERIES OF TRANSACTIONS IN SAME SECURITY — THROUGH DECEMBER 31,2022

IDENTITY OF PARTY INVOLVED	DESCRIPTION OF ASSET		BASED ON MARKET VALUE OF PURCHASE PRICE SELLING PRICE	EXPENSES	1,250,188,787 COST OF ASSET	5% VALUE OF CURRENT VALUE	62,509,439 NET GAIN OR (LOSS)
90,264	03/23/22 B BUY	31273	100.0000	0	90,264	90,264	0
34,413	03/23/22 S SELL	55925	100.0000	0	34,413	34,413	0
948,827	03/24/22 S SELL	6718	100.0000	0	948,827	948,827	0
171	03/24/22 B BUY	18206	100.0000	0	171	171	0
236,878	03/24/22 S SELL	31324	100.0000	0	236,878	236,878	0
4,149	03/24/22 B BUY	55947	100.0000	0	4,149	4,149	0
358,924	03/25/22 B BUY	6720	100.0000	0	358,924	358,924	0
171,419	03/25/22 B BUY	11874	100.0000	0	171,419	171,419	0
124,914	03/25/22 B BUY	31349	100.0000	0	124,914	124,914	0
6,991	03/25/22 B BUY	55980	100.0000	0	6,991	6,991	0
19,543	03/28/22 S SELL	6722	100.0000	0	19,543	19,543	0
981,666	03/28/22 S SELL	11879	100.0000	0	981,666	981,666	0
4,183	03/28/22 B BUY	18208	100.0000	0	4,183	4,183	0
12,984	03/28/22 S SELL	31372	100.0000	0	12,984	12,984	0
254,988	03/28/22 B BUY	56017	100.0000	0	254,988	254,988	0
71,823	03/29/22 B BUY	6725	100.0000	0	71,823	71,823	0
44,063	03/29/22 B BUY	11881	100.0000	0	44,063	44,063	0
60,821	03/29/22 S SELL	18232	100.0000	0	60,821	60,821	0
40,826	03/29/22 B BUY	31397	100.0000	0	40,826	40,826	0
300,891	03/29/22 S SELL	56097	100.0000	0	300,891	300,891	0
288,570	03/30/22 S SELL	6727	100.0000	0	288,570	288,570	0
190,475	03/30/22 S SELL	18243	100.0000	0	190,475	190,475	0
198,143	03/30/22 B BUY	31420	100.0000	0	198,143	198,143	0
191,937	03/30/22 S SELL	56164	100.0000	0	191,937	191,937	0
245,036	03/31/22 S SELL	6729	100.0000	0	245,036	245,036	0
4,250	03/31/22 B BUY	11884	100.0000	0	4,250	4,250	0
199,217	03/31/22 S SELL	18248	100.0000	0	199,217	199,217	0
2,969	03/31/22 B BUY	31452	100.0000	0	2,969	2,969	0
277,498	03/31/22 S SELL	56245	100.0000	0	277,498	277,498	0
46,062	04/01/22 S SELL	6733	100.0000	0	46,062	46,062	0
875,352	04/01/22 B BUY	11954	100.0000	0	875,352	875,352	0
10,195	04/01/22 B BUY	18252	100.0000	0	10,195	10,195	0
80,200	04/01/22 S SELL	31496	100.0000	0	80,200	80,200	0
40,374	04/01/22 S SELL	56311	100.0000	0	40,374	40,374	0
143,760	04/04/22 S SELL	6735	100.0000	0	143,760	143,760	0
2,060	04/04/22 B BUY	11959	100.0000	0	2,060	2,060	0
21,200	04/04/22 B BUY	31521	100.0000	0	21,200	21,200	0
144,154	04/04/22 S SELL	56370	100.0000	0	144,154	144,154	0
56,697	04/05/22 B BUY	6740	100.0000	0	56,697	56,697	0
55,471	04/05/22 B BUY	31544	100.0000	0	55,471	55,471	0
105,247	04/05/22 S SELL	56398	100.0000	0	105,247	105,247	0
600,181	04/06/22 S SELL	6742	100.0000	0	600,181	600,181	0
36,152	04/06/22 B BUY	18260	100.0000	0	36,152	36,152	0
161,447	04/06/22 S SELL	31569	100.0000	0	161,447	161,447	0
21,821	04/06/22 B BUY	56441	100.0000	0	21,821	21,821	0
494,404	04/07/22 S SELL	6744	100.0000	0	494,404	494,404	0
20,792	04/07/22 S SELL	18281	100.0000	0	20,792	20,792	0

JPMorgan Investor Services — J.P.Morgan

BOILERMAKERS NATIONAL ANNUITY TRUST
E.I.N. 48-1029345 PLAN NO. 001
SCHEDULE H, LINE 4j—SCHEDULE OF REPORTABLE TRANSACTIONS (CONTINUED)
YEAR ENDED DECEMBER 31, 2022

FD495 — PAGE 106
SCHEDULE H (FORM 5500 - 4J-3) — BANK OF LABOR - MONTHLY — C 18661
SCHEDULE OF REPORTABLE TRANSACTIONS — DECEMBER 31,2021
SERIES OF TRANSACTIONS IN SAME SECURITY — BASE CURRENCY: USD — THROUGH DECEMBER 31,2022

DESCRIPTION OF ASSET IDENTITY OF PARTY INVOLVED				BASED ON MARKET VALUE OF PURCHASE PRICE SELLING PRICE	EXPENSES	1,250,188,787 COST OF ASSET	5% VALUE OF CURRENT VALUE	62,509,439 NET GAIN OR (LOSS)
105,068	04/07/22 S SELL	31590		100.0000	0	105,068	105,068	0
2,254	04/07/22 B BUY	56481		100.0000	0	2,254	2,254	0
245,858	04/08/22 S SELL	6748		100.0000	0	245,858	245,858	0
1,931,545	04/08/22 B BUY	11979		100.0000	0	1,931,545	1,931,545	0
367,909	04/08/22 B BUY	18288		100.0000	0	367,909	367,909	0
24,054	04/08/22 B BUY	31613		100.0000	0	24,054	24,054	0
7,683	04/08/22 S SELL	56497		100.0000	0	7,683	7,683	0
684,873	04/11/22 S SELL	6751		100.0000	0	684,873	684,873	0
11,006	04/11/22 S SELL	18308		100.0000	0	11,006	11,006	0
39,772	04/11/22 S SELL	31636		100.0000	0	39,772	39,772	0
16,976	04/11/22 S SELL	56524		100.0000	0	16,976	16,976	0
1,390,829	04/12/22 S SELL	6753		100.0000	0	1,390,829	1,390,829	0
173,600	04/12/22 S SELL	18314		100.0000	0	173,600	173,600	0
137,195	04/12/22 S SELL	31679		100.0000	0	137,195	137,195	0
5,979	04/12/22 S SELL	56581		100.0000	0	5,979	5,979	0
36,019	04/13/22 B BUY	6755		100.0000	0	36,019	36,019	0
714,758	04/13/22 S SELL	11995		100.0000	0	714,758	714,758	0
35,062	04/13/22 S SELL	18326		100.0000	0	35,062	35,062	0
18,242	04/13/22 S SELL	31711		100.0000	0	18,242	18,242	0
227,271	04/13/22 B BUY	56636		100.0000	0	227,271	227,271	0
125,227	04/14/22 B BUY	6757		100.0000	0	125,227	125,227	0
142,403	04/14/22 S SELL	18337		100.0000	0	142,403	142,403	0
106,795	04/14/22 B BUY	31753		100.0000	0	106,795	106,795	0
70,061	04/14/22 B BUY	56668		100.0000	0	70,061	70,061	0
21,437	04/18/22 S SELL	6761		100.0000	0	21,437	21,437	0
307,173	04/18/22 B BUY	12002		100.0000	0	307,173	307,173	0
146,406	04/18/22 S SELL	18380		100.0000	0	146,406	146,406	0
3,157	04/18/22 S SELL	31778		100.0000	0	3,157	3,157	0
191,410	04/18/22 S SELL	56699		100.0000	0	191,410	191,410	0
609,928	04/19/22 B BUY	6763		100.0000	0	609,928	609,928	0
355,080	04/19/22 B BUY	18390		100.0000	0	355,080	355,080	0
26,002	04/19/22 S SELL	31803		100.0000	0	26,002	26,002	0
81,035	04/19/22 B BUY	56730		100.0000	0	81,035	81,035	0
361,288	04/20/22 B BUY	6767		100.0000	0	361,288	361,288	0
92,400	04/20/22 B BUY	12013		100.0000	0	92,400	92,400	0
133,768	04/20/22 B BUY	18406		100.0000	0	133,768	133,768	0
85,857	04/20/22 B BUY	31826		100.0000	0	85,857	85,857	0
46,040	04/20/22 B BUY	56757		100.0000	0	46,040	46,040	0
102,068	04/21/22 S SELL	6769		100.0000	0	102,068	102,068	0
395,912	04/21/22 S SELL	12023		100.0000	0	395,912	395,912	0
118,853	04/21/22 S SELL	18420		100.0000	0	118,853	118,853	0
18,395	04/21/22 S SELL	31857		100.0000	0	18,395	18,395	0
90,633	04/21/22 B BUY	56796		100.0000	0	90,633	90,633	0
1,044,768	04/22/22 B BUY	6771		100.0000	0	1,044,768	1,044,768	0
1,765,958	04/22/22 B BUY	12026		100.0000	0	1,765,958	1,765,958	0
132,380	04/22/22 B BUY	18440		100.0000	0	132,380	132,380	0
143,603	04/22/22 S SELL	31882		100.0000	0	143,603	143,603	0

JPMorgan Investor Services — J.P.Morgan

BOILERMAKERS NATIONAL ANNUITY TRUST
E.I.N. 48-1029345 PLAN NO. 001
SCHEDULE H, LINE 4j—SCHEDULE OF REPORTABLE TRANSACTIONS (CONTINUED)
YEAR ENDED DECEMBER 31, 2022

FD495 — PAGE 107
SCHEDULE H (FORM 5500 - 4J-3) — BANK OF LABOR - MONTHLY — C 18661
SCHEDULE OF REPORTABLE TRANSACTIONS — DECEMBER 31,2021
SERIES OF TRANSACTIONS IN SAME SECURITY — BASE CURRENCY: USD — THROUGH DECEMBER 31,2022

DESCRIPTION OF ASSET IDENTITY OF PARTY INVOLVED				BASED ON MARKET VALUE OF PURCHASE PRICE SELLING PRICE	EXPENSES	1,250,188,787 COST OF ASSET	5% VALUE OF CURRENT VALUE	62,509,439 NET GAIN OR (LOSS)
82,557	04/22/22 B BUY	56842		100.0000	0	82,557	82,557	0
503,872	04/25/22 B BUY	6775		100.0000	0	503,872	503,872	0
214,590	04/25/22 B BUY	12028		100.0000	0	214,590	214,590	0
89,681	04/25/22 B BUY	18470		100.0000	0	89,681	89,681	0
213,073	04/25/22 S SELL	31903		100.0000	0	213,073	213,073	0
59,967	04/25/22 B BUY	56880		100.0000	0	59,967	59,967	0
205,819	04/26/22 B BUY	6777		100.0000	0	205,819	205,819	0
317,800	04/26/22 S SELL	18477		100.0000	0	317,800	317,800	0
6,617	04/26/22 S SELL	31940		100.0000	0	6,617	6,617	0
14,190	04/26/22 S SELL	56931		100.0000	0	14,190	14,190	0
21,605	04/27/22 S SELL	6779		100.0000	0	21,605	21,605	0
977,322	04/27/22 B BUY	12036		100.0000	0	977,322	977,322	0
35,581	04/27/22 S SELL	18524		100.0000	0	35,581	35,581	0
252,108	04/27/22 S SELL	31965		100.0000	0	252,108	252,108	0
77,075	04/27/22 B BUY	56953		100.0000	0	77,075	77,075	0
249,247	04/28/22 B BUY	6781		100.0000	0	249,247	249,247	0
912,742	04/28/22 B BUY	12039		100.0000	0	912,742	912,742	0
103,051	04/28/22 B BUY	18545		100.0000	0	103,051	103,051	0
21,195	04/28/22 B BUY	31986		100.0000	0	21,195	21,195	0
22,475	04/28/22 B BUY	57015		100.0000	0	22,475	22,475	0
67,637	04/29/22 B BUY	6786		100.0000	0	67,637	67,637	0
431,181	04/29/22 B BUY	12091		100.0000	0	431,181	431,181	0
250,506	04/29/22 S SELL	18563		100.0000	0	250,506	250,506	0
177,686	04/29/22 B BUY	32009		100.0000	0	177,686	177,686	0
4,078	04/29/22 B BUY	57063		100.0000	0	4,078	4,078	0
366,420	05/02/22 B BUY	6789		100.0000	0	366,420	366,420	0
366,076	05/02/22 S SELL	12093		100.0000	0	366,076	366,076	0
25,157	05/02/22 S SELL	18569		100.0000	0	25,157	25,157	0
265,396	05/02/22 S SELL	32033		100.0000	0	265,396	265,396	0
40,212	05/02/22 S SELL	57072		100.0000	0	40,212	40,212	0
113,953	05/03/22 B BUY	6791		100.0000	0	113,953	113,953	0
4,278	05/03/22 B BUY	18577		100.0000	0	4,278	4,278	0
8,460	05/03/22 B BUY	32056		100.0000	0	8,460	8,460	0
89,156	05/03/22 B BUY	57121		100.0000	0	89,156	89,156	0
511,438	05/04/22 S SELL	6794		100.0000	0	511,438	511,438	0
25,748	05/04/22 B BUY	18594		100.0000	0	25,748	25,748	0
60,861	05/04/22 B BUY	32079		100.0000	0	60,861	60,861	0
5,781	05/04/22 B BUY	57138		100.0000	0	5,781	5,781	0
22,538	05/05/22 S SELL	6798		100.0000	0	22,538	22,538	0
143,794	05/05/22 B BUY	18603		100.0000	0	143,794	143,794	0
198,547	05/05/22 B BUY	32114		100.0000	0	198,547	198,547	0
62,898	05/05/22 B BUY	57167		100.0000	0	62,898	62,898	0
812,018	05/06/22 S SELL	6801		100.0000	0	812,018	812,018	0
70,354	05/06/22 S SELL	18620		100.0000	0	70,354	70,354	0
382,406	05/06/22 S SELL	32157		100.0000	0	382,406	382,406	0
1,141	05/06/22 B BUY	57202		100.0000	0	1,141	1,141	0
465,233	05/09/22 S SELL	6807		100.0000	0	465,233	465,233	0

JPMorgan Investor Services — J.P.Morgan

BOILERMAKERS NATIONAL ANNUITY TRUST
E.I.N. 48-1029345 PLAN NO. 001
SCHEDULE H, LINE 4j—SCHEDULE OF REPORTABLE TRANSACTIONS (CONTINUED)
YEAR ENDED DECEMBER 31, 2022

FD495 — PAGE 108
SCHEDULE H (FORM 5500 - 4J-3) — BANK OF LABOR - MONTHLY — C 18661
SCHEDULE OF REPORTABLE TRANSACTIONS — DECEMBER 31,2021
SERIES OF TRANSACTIONS IN SAME SECURITY — BASE CURRENCY: USD — THROUGH DECEMBER 31,2022

DESCRIPTION OF ASSET IDENTITY OF PARTY INVOLVED				BASED ON MARKET VALUE OF PURCHASE PRICE SELLING PRICE	EXPENSES	1,250,188,787 COST OF ASSET	5% VALUE OF CURRENT VALUE	62,509,439 NET GAIN OR (LOSS)
668,193	05/09/22	S SELL	12119	100.0000	0	668,193	668,193	0
219,870	05/09/22	B BUY	18690	100.0000	0	219,870	219,870	0
87,614	05/09/22	S SELL	32182	100.0000	0	87,614	87,614	0
12,784	05/09/22	S SELL	57208	100.0000	0	12,784	12,784	0
614,157	05/10/22	S SELL	6809	100.0000	0	614,157	614,157	0
352,786	05/10/22	S SELL	18705	100.0000	0	352,786	352,786	0
250,430	05/10/22	S SELL	32235	100.0000	0	250,430	250,430	0
39,219	05/10/22	B BUY	57236	100.0000	0	39,219	39,219	0
1,049,211	05/11/22	S SELL	6811	100.0000	0	1,049,211	1,049,211	0
134,756	05/11/22	B BUY	12131	100.0000	0	134,756	134,756	0
115,756	05/11/22	B BUY	18775	100.0000	0	115,756	115,756	0
49,681	05/11/22	B BUY	32260	100.0000	0	49,681	49,681	0
12,017	05/11/22	S SELL	57274	100.0000	0	12,017	12,017	0
205,428	05/12/22	S SELL	6813	100.0000	0	205,428	205,428	0
166,936	05/12/22	B BUY	12133	100.0000	0	166,936	166,936	0
309,988	05/12/22	S SELL	18786	100.0000	0	309,988	309,988	0
52,148	05/12/22	S SELL	32302	100.0000	0	52,148	52,148	0
224	05/12/22	B BUY	57310	100.0000	0	224	224	0
174,443	05/13/22	S SELL	6818	100.0000	0	174,443	174,443	0
15,000	05/13/22	B BUY	12145	100.0000	0	15,000	15,000	0
104,839	05/13/22	B BUY	18800	100.0000	0	104,839	104,839	0
12,985	05/13/22	B BUY	32327	100.0000	0	12,985	12,985	0
23,960	05/13/22	B BUY	57362	100.0000	0	23,960	23,960	0
3,223,734	05/16/22	B BUY	6822	100.0000	0	3,223,734	3,223,734	0
7,647	05/16/22	B BUY	12148	100.0000	0	7,647	7,647	0
201,711	05/16/22	S SELL	18804	100.0000	0	201,711	201,711	0
164,557	05/16/22	B BUY	32357	100.0000	0	164,557	164,557	0
64,126	05/16/22	B BUY	57412	100.0000	0	64,126	64,126	0
484,417	05/17/22	S SELL	6824	100.0000	0	484,417	484,417	0
3,548	05/17/22	B BUY	18806	100.0000	0	3,548	3,548	0
8,018	05/17/22	S SELL	32378	100.0000	0	8,018	8,018	0
9,659	05/17/22	B BUY	57426	100.0000	0	9,659	9,659	0
388,071	05/18/22	B BUY	6826	100.0000	0	388,071	388,071	0
104,745	05/18/22	B BUY	32415	100.0000	0	104,745	104,745	0
60,498	05/18/22	S SELL	57454	100.0000	0	60,498	60,498	0
310,898	05/19/22	S SELL	6828	100.0000	0	310,898	310,898	0
8,750	05/19/22	B BUY	12154	100.0000	0	8,750	8,750	0
383	05/19/22	B BUY	18819	100.0000	0	383	383	0
275,749	05/19/22	S SELL	32440	100.0000	0	275,749	275,749	0
121,784	05/19/22	S SELL	57486	100.0000	0	121,784	121,784	0
173,818	05/20/22	B BUY	6830	100.0000	0	173,818	173,818	0
162,074	05/20/22	S SELL	12162	100.0000	0	162,074	162,074	0
177,662	05/20/22	B BUY	18820	100.0000	0	177,662	177,662	0
15,918	05/20/22	B BUY	32463	100.0000	0	15,918	15,918	0
93,560	05/20/22	S SELL	57508	100.0000	0	93,560	93,560	0
821,809	05/23/22	S SELL	6833	100.0000	0	821,809	821,809	0
247,173	05/23/22	S SELL	12171	100.0000	0	247,173	247,173	0

JPMorgan Investor Services — J.P.Morgan

BOILERMAKERS NATIONAL ANNUITY TRUST
E.I.N. 48-1029345 PLAN NO. 001
SCHEDULE H, LINE 4j—SCHEDULE OF REPORTABLE TRANSACTIONS (CONTINUED)
YEAR ENDED DECEMBER 31, 2022

FD495 — PAGE 109
SCHEDULE H (FORM 5500 - 4J-3) — BANK OF LABOR - MONTHLY — C 18661
SCHEDULE OF REPORTABLE TRANSACTIONS — DECEMBER 31,2021
SERIES OF TRANSACTIONS IN SAME SECURITY — BASE CURRENCY: USD — THROUGH DECEMBER 31,2022

DESCRIPTION OF ASSET IDENTITY OF PARTY INVOLVED				BASED ON MARKET VALUE OF PURCHASE PRICE SELLING PRICE	EXPENSES	1,250,188,787 COST OF ASSET	5% VALUE OF CURRENT VALUE	62,509,439 NET GAIN OR (LOSS)
537,420	05/23/22 B BUY	32486		100.0000	0	537,420	537,420	0
116,367	05/23/22 S SELL	57521		100.0000	0	116,367	116,367	0
458,091	05/24/22 B BUY	6836		100.0000	0	458,091	458,091	0
16,250	05/24/22 B BUY	12174		100.0000	0	16,250	16,250	0
109,123	05/24/22 S SELL	18848		100.0000	0	109,123	109,123	0
131,718	05/24/22 B BUY	32510		100.0000	0	131,718	131,718	0
30,577	05/24/22 S SELL	57547		100.0000	0	30,577	30,577	0
49,863	05/25/22 S SELL	6839		100.0000	0	49,863	49,863	0
135,534	05/25/22 B BUY	12179		100.0000	0	135,534	135,534	0
131,347	05/25/22 S SELL	18850		100.0000	0	131,347	131,347	0
24,817	05/25/22 B BUY	32542		100.0000	0	24,817	24,817	0
10,271	05/25/22 B BUY	57584		100.0000	0	10,271	10,271	0
453,506	05/26/22 B BUY	6841		100.0000	0	453,506	453,506	0
143,852	05/26/22 S SELL	12180		100.0000	0	143,852	143,852	0
4,662	05/26/22 S SELL	18862		100.0000	0	4,662	4,662	0
60,438	05/26/22 B BUY	32567		100.0000	0	60,438	60,438	0
53,896	05/26/22 S SELL	57605		100.0000	0	53,896	53,896	0
338,141	05/27/22 B BUY	6844		100.0000	0	338,141	338,141	0
635,954	05/27/22 S SELL	18872		100.0000	0	635,954	635,954	0
130,299	05/27/22 B BUY	32668		100.0000	0	130,299	130,299	0
42,966	05/27/22 B BUY	57709		100.0000	0	42,966	42,966	0
485,188	05/31/22 B BUY	6846		100.0000	0	485,188	485,188	0
7,013,125	05/31/22 B BUY	12185		100.0000	0	7,013,125	7,013,125	0
396,093	05/31/22 S SELL	18876		100.0000	0	396,093	396,093	0
159,090	05/31/22 B BUY	32701		100.0000	0	159,090	159,090	0
543,193	05/31/22 B BUY	57914		100.0000	0	543,193	543,193	0
333,010	06/01/22 S SELL	6849		100.0000	0	333,010	333,010	0
419,017	06/01/22 B BUY	12255		100.0000	0	419,017	419,017	0
117,198	06/01/22 S SELL	18884		100.0000	0	117,198	117,198	0
97,341	06/01/22 S SELL	32729		100.0000	0	97,341	97,341	0
41,934	06/01/22 B BUY	57968		100.0000	0	41,934	41,934	0
264,581	06/02/22 B BUY	6851		100.0000	0	264,581	264,581	0
1,424,642	06/02/22 B BUY	12259		100.0000	0	1,424,642	1,424,642	0
11,269	06/02/22 S SELL	18887		100.0000	0	11,269	11,269	0
93,863	06/02/22 S SELL	32760		100.0000	0	93,863	93,863	0
21,494	06/02/22 B BUY	57997		100.0000	0	21,494	21,494	0
643,096	06/03/22 B BUY	6855		100.0000	0	643,096	643,096	0
1,028,070	06/03/22 B BUY	12262		100.0000	0	1,028,070	1,028,070	0
269,167	06/03/22 S SELL	18889		100.0000	0	269,167	269,167	0
169,731	06/03/22 B BUY	32783		100.0000	0	169,731	169,731	0
98,817	06/03/22 B BUY	58038		100.0000	0	98,817	98,817	0
1,482,054	06/06/22 B BUY	6858		100.0000	0	1,482,054	1,482,054	0
2,476,844	06/06/22 S SELL	12268		100.0000	0	2,476,844	2,476,844	0
139,153	06/06/22 S SELL	32808		100.0000	0	139,153	139,153	0
5,773	06/06/22 B BUY	58069		100.0000	0	5,773	5,773	0
256,621	06/07/22 S SELL	6861		100.0000	0	256,621	256,621	0
195,564	06/07/22 S SELL	18897		100.0000	0	195,564	195,564	0

JPMorgan Investor Services — J.P.Morgan

BOILERMAKERS NATIONAL ANNUITY TRUST
E.I.N. 48-1029345 PLAN NO. 001
SCHEDULE H, LINE 4j—SCHEDULE OF REPORTABLE TRANSACTIONS (CONTINUED)
YEAR ENDED DECEMBER 31, 2022

FD495 — PAGE 110
SCHEDULE H (FORM 5500 - 4J-3) — BANK OF LABOR - MONTHLY — C 18661
SCHEDULE OF REPORTABLE TRANSACTIONS — DECEMBER 31,2021
SERIES OF TRANSACTIONS IN SAME SECURITY — BASE CURRENCY: USD — THROUGH DECEMBER 31,2022

DESCRIPTION OF ASSET IDENTITY OF PARTY INVOLVED		BASED ON MARKET VALUE OF PURCHASE PRICE SELLING PRICE	1,250,188,787 EXPENSES	5% VALUE OF COST OF ASSET	62,509,439 CURRENT VALUE	NET GAIN OR (LOSS)
14,621 06/07/22 B BUY	32831	100.0000	0	14,621	14,621	0
2,285 06/07/22 B BUY	58096	100.0000	0	2,285	2,285	0
162,590 06/08/22 S SELL	6863	100.0000	0	162,590	162,590	0
4,286,874 06/08/22 S SELL	12290	100.0000	0	4,286,874	4,286,874	0
4,831 06/08/22 B BUY	18907	100.0000	0	4,831	4,831	0
30,780 06/08/22 B BUY	32872	100.0000	0	30,780	30,780	0
302,991 06/08/22 S SELL	58235	100.0000	0	302,991	302,991	0
103,118 06/09/22 S SELL	6867	100.0000	0	103,118	103,118	0
4,191,427 06/09/22 S SELL	12295	100.0000	0	4,191,427	4,191,427	0
12,862 06/09/22 S SELL	18913	100.0000	0	12,862	12,862	0
124,143 06/09/22 S SELL	32897	100.0000	0	124,143	124,143	0
913 06/09/22 S SELL	58253	100.0000	0	913	913	0
2,486,075 06/10/22 S SELL	6869	100.0000	0	2,486,075	2,486,075	0
474,326 06/10/22 S SELL	12299	100.0000	0	474,326	474,326	0
34,452 06/10/22 B BUY	18920	100.0000	0	34,452	34,452	0
206,569 06/10/22 S SELL	32920	100.0000	0	206,569	206,569	0
11,549 06/10/22 B BUY	58264	100.0000	0	11,549	11,549	0
712,537 06/13/22 S SELL	6872	100.0000	0	712,537	712,537	0
755,436 06/13/22 S SELL	12310	100.0000	0	755,436	755,436	0
68,206 06/13/22 B BUY	18922	100.0000	0	68,206	68,206	0
274,154 06/13/22 S SELL	32960	100.0000	0	274,154	274,154	0
2,333 06/13/22 B BUY	58274	100.0000	0	2,333	2,333	0
319,145 06/14/22 S SELL	6874	100.0000	0	319,145	319,145	0
180,361 06/14/22 S SELL	12311	100.0000	0	180,361	180,361	0
201,307 06/14/22 S SELL	33102	100.0000	0	201,307	201,307	0
1,342 06/14/22 B BUY	58293	100.0000	0	1,342	1,342	0
12,813 06/15/22 B BUY	6877	100.0000	0	12,813	12,813	0
624,921 06/15/22 B BUY	12322	100.0000	0	624,921	624,921	0
288,496 06/15/22 S SELL	18943	100.0000	0	288,496	288,496	0
62,625 06/15/22 S SELL	33137	100.0000	0	62,625	62,625	0
3,886 06/15/22 B BUY	58311	100.0000	0	3,886	3,886	0
122,332 06/16/22 B BUY	6879	100.0000	0	122,332	122,332	0
10,203 06/16/22 S SELL	18944	100.0000	0	10,203	10,203	0
129,745 06/16/22 B BUY	33176	100.0000	0	129,745	129,745	0
167,199 06/16/22 S SELL	58326	100.0000	0	167,199	167,199	0
151,906 06/17/22 S SELL	6882	100.0000	0	151,906	151,906	0
169,147 06/17/22 S SELL	33199	100.0000	0	169,147	169,147	0
507,093 06/17/22 S SELL	58356	100.0000	0	507,093	507,093	0
160,729 06/21/22 B BUY	6884	100.0000	0	160,729	160,729	0
79,423 06/21/22 B BUY	12338	100.0000	0	79,423	79,423	0
118,951 06/21/22 S SELL	18959	100.0000	0	118,951	118,951	0
3,917 06/21/22 B BUY	33224	100.0000	0	3,917	3,917	0
101,230 06/21/22 S SELL	58408	100.0000	0	101,230	101,230	0
279,467 06/22/22 B BUY	6886	100.0000	0	279,467	279,467	0
313,844 06/22/22 S SELL	12344	100.0000	0	313,844	313,844	0
36,308 06/22/22 S SELL	18964	100.0000	0	36,308	36,308	0
180,887 06/22/22 B BUY	33257	100.0000	0	180,887	180,887	0

JPMorgan Investor Services — J.P.Morgan

BOILERMAKERS NATIONAL ANNUITY TRUST
E.I.N. 48-1029345 PLAN NO. 001
SCHEDULE H, LINE 4j—SCHEDULE OF REPORTABLE TRANSACTIONS (CONTINUED)
YEAR ENDED DECEMBER 31, 2022

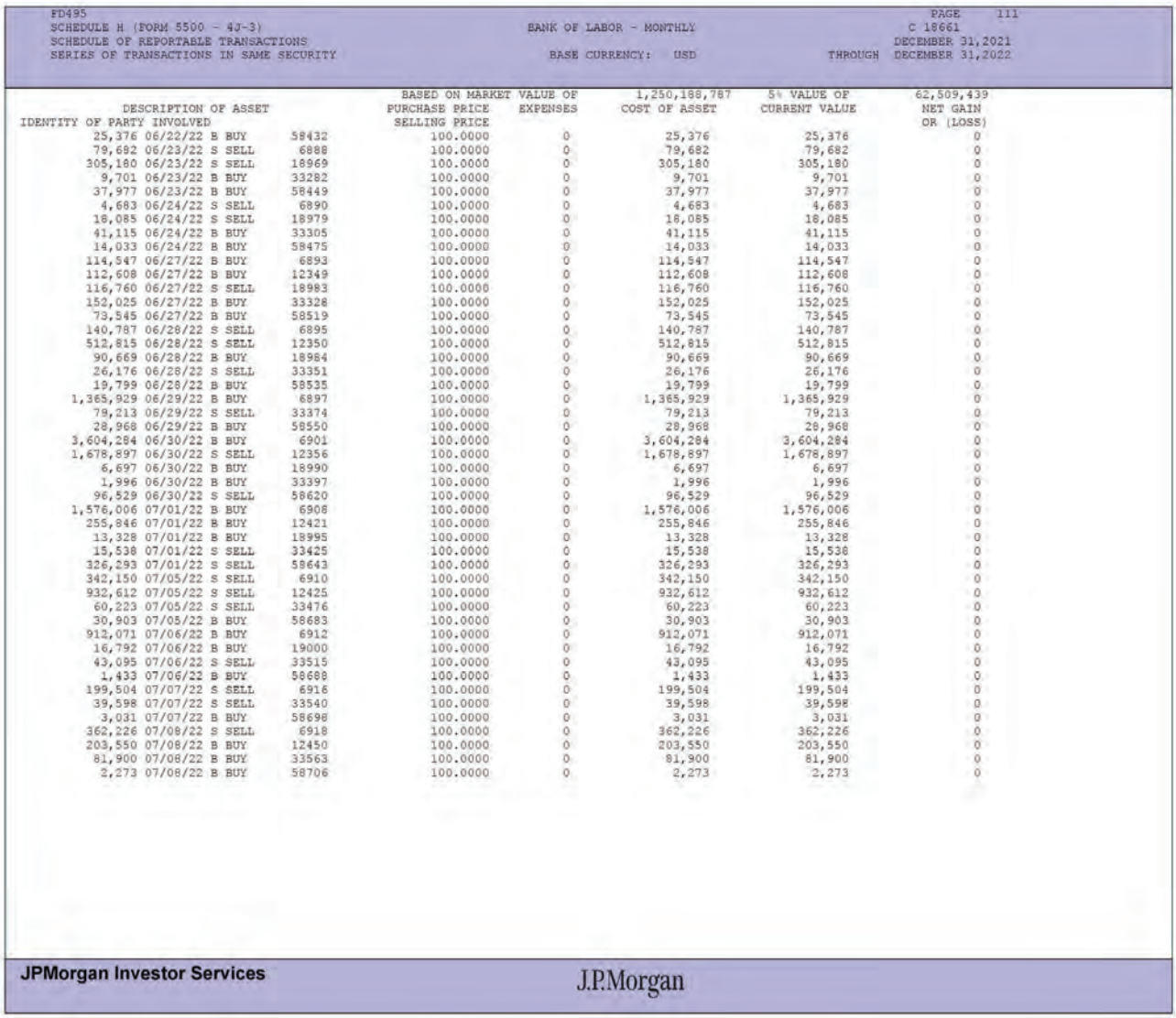

FD495 PAGE 111
SCHEDULE H (FORM 5500 - 4J-3) BANK OF LABOR - MONTHLY C 18661
SCHEDULE OF REPORTABLE TRANSACTIONS DECEMBER 31,2021
SERIES OF TRANSACTIONS IN SAME SECURITY BASE CURRENCY: USD THROUGH DECEMBER 31,2022

DESCRIPTION OF ASSET IDENTITY OF PARTY INVOLVED			BASED ON MARKET PURCHASE PRICE SELLING PRICE	VALUE OF EXPENSES	1,250,188,787 COST OF ASSET	5% VALUE OF CURRENT VALUE	62,509,439 NET GAIN OR (LOSS)
25,376 06/22/22 B BUY	58432		100.0000	0	25,376	25,376	0
79,682 06/23/22 S SELL	6888		100.0000	0	79,682	79,682	0
305,180 06/23/22 S SELL	18969		100.0000	0	305,180	305,180	0
9,701 06/23/22 B BUY	33282		100.0000	0	9,701	9,701	0
37,977 06/23/22 B BUY	58449		100.0000	0	37,977	37,977	0
4,683 06/24/22 S SELL	6890		100.0000	0	4,683	4,683	0
18,085 06/24/22 S SELL	18979		100.0000	0	18,085	18,085	0
41,115 06/24/22 B BUY	33305		100.0000	0	41,115	41,115	0
14,033 06/24/22 B BUY	58475		100.0000	0	14,033	14,033	0
114,547 06/27/22 B BUY	6893		100.0000	0	114,547	114,547	0
112,608 06/27/22 B BUY	12349		100.0000	0	112,608	112,608	0
116,760 06/27/22 S SELL	18983		100.0000	0	116,760	116,760	0
152,025 06/27/22 B BUY	33328		100.0000	0	152,025	152,025	0
73,545 06/27/22 B BUY	58519		100.0000	0	73,545	73,545	0
140,787 06/28/22 S SELL	6895		100.0000	0	140,787	140,787	0
512,815 06/28/22 S SELL	12350		100.0000	0	512,815	512,815	0
90,669 06/28/22 B BUY	18984		100.0000	0	90,669	90,669	0
26,176 06/28/22 S SELL	33351		100.0000	0	26,176	26,176	0
19,799 06/28/22 B BUY	58535		100.0000	0	19,799	19,799	0
1,365,929 06/29/22 B BUY	6897		100.0000	0	1,365,929	1,365,929	0
79,213 06/29/22 S SELL	33374		100.0000	0	79,213	79,213	0
28,968 06/29/22 B BUY	58550		100.0000	0	28,968	28,968	0
3,604,284 06/30/22 B BUY	6901		100.0000	0	3,604,284	3,604,284	0
1,678,897 06/30/22 S SELL	12356		100.0000	0	1,678,897	1,678,897	0
6,697 06/30/22 B BUY	18990		100.0000	0	6,697	6,697	0
1,996 06/30/22 B BUY	33397		100.0000	0	1,996	1,996	0
96,529 06/30/22 S SELL	58620		100.0000	0	96,529	96,529	0
1,576,006 07/01/22 B BUY	6908		100.0000	0	1,576,006	1,576,006	0
255,846 07/01/22 B BUY	12421		100.0000	0	255,846	255,846	0
13,328 07/01/22 B BUY	18995		100.0000	0	13,328	13,328	0
15,538 07/01/22 S SELL	33425		100.0000	0	15,538	15,538	0
326,293 07/01/22 S SELL	58643		100.0000	0	326,293	326,293	0
342,150 07/05/22 S SELL	6910		100.0000	0	342,150	342,150	0
932,612 07/05/22 S SELL	12425		100.0000	0	932,612	932,612	0
60,223 07/05/22 S SELL	33476		100.0000	0	60,223	60,223	0
30,903 07/05/22 B BUY	58683		100.0000	0	30,903	30,903	0
912,071 07/06/22 B BUY	6912		100.0000	0	912,071	912,071	0
16,792 07/06/22 B BUY	19000		100.0000	0	16,792	16,792	0
43,095 07/06/22 S SELL	33515		100.0000	0	43,095	43,095	0
1,433 07/06/22 B BUY	58688		100.0000	0	1,433	1,433	0
199,504 07/07/22 S SELL	6916		100.0000	0	199,504	199,504	0
39,598 07/07/22 S SELL	33540		100.0000	0	39,598	39,598	0
3,031 07/07/22 B BUY	58698		100.0000	0	3,031	3,031	0
362,226 07/08/22 S SELL	6918		100.0000	0	362,226	362,226	0
203,550 07/08/22 B BUY	12450		100.0000	0	203,550	203,550	0
81,900 07/08/22 B BUY	33563		100.0000	0	81,900	81,900	0
2,273 07/08/22 B BUY	58706		100.0000	0	2,273	2,273	0

JPMorgan Investor Services J.P.Morgan

BOILERMAKERS NATIONAL ANNUITY TRUST
E.I.N. 48-1029345 PLAN NO. 001
SCHEDULE H, LINE 4j—SCHEDULE OF REPORTABLE TRANSACTIONS (CONTINUED)
YEAR ENDED DECEMBER 31, 2022

FD495 — PAGE 112
SCHEDULE H (FORM 5500 - 4J-3) — BANK OF LABOR - MONTHLY — C 18661
SCHEDULE OF REPORTABLE TRANSACTIONS — DECEMBER 31,2021
SERIES OF TRANSACTIONS IN SAME SECURITY — BASE CURRENCY: USD — THROUGH DECEMBER 31,2022

DESCRIPTION OF ASSET IDENTITY OF PARTY INVOLVED				BASED ON MARKET PURCHASE PRICE SELLING PRICE	VALUE OF EXPENSES	1,250,188,787 COST OF ASSET	5% VALUE OF CURRENT VALUE	62,509,439 NET GAIN OR (LOSS)
295,886	07/11/22 S SELL	6920		100.0000	0	295,886	295,886	0
403,460	07/11/22 S SELL	12455		100.0000	0	403,460	403,460	0
35,439	07/11/22 S SELL	19007		100.0000	0	35,439	35,439	0
36,971	07/11/22 S SELL	33586		100.0000	0	36,971	36,971	0
22,075	07/11/22 B BUY	58712		100.0000	0	22,075	22,075	0
375,571	07/12/22 S SELL	6925		100.0000	0	375,571	375,571	0
6,130	07/12/22 B BUY	12468		100.0000	0	6,130	6,130	0
19,434	07/12/22 S SELL	19008		100.0000	0	19,434	19,434	0
71,320	07/12/22 S SELL	33609		100.0000	0	71,320	71,320	0
11,273	07/12/22 B BUY	58719		100.0000	0	11,273	11,273	0
200,216	07/13/22 S SELL	6928		100.0000	0	200,216	200,216	0
1,728	07/13/22 B BUY	19010		100.0000	0	1,728	1,728	0
20,283	07/13/22 S SELL	33632		100.0000	0	20,283	20,283	0
3,963	07/13/22 B BUY	58725		100.0000	0	3,963	3,963	0
189,696	07/14/22 S SELL	6930		100.0000	0	189,696	189,696	0
12,401	07/14/22 S SELL	33655		100.0000	0	12,401	12,401	0
3,966	07/14/22 B BUY	58751		100.0000	0	3,966	3,966	0
250,100	07/15/22 B BUY	6934		100.0000	0	250,100	250,100	0
500,325	07/15/22 B BUY	12480		100.0000	0	500,325	500,325	0
7,747	07/15/22 B BUY	19015		100.0000	0	7,747	7,747	0
76,792	07/15/22 S SELL	33678		100.0000	0	76,792	76,792	0
6,423	07/15/22 B BUY	58786		100.0000	0	6,423	6,423	0
108,308	07/18/22 S SELL	6936		100.0000	0	108,308	108,308	0
62,800	07/18/22 B BUY	19018		100.0000	0	62,800	62,800	0
190,293	07/18/22 B BUY	33721		100.0000	0	190,293	190,293	0
386,353	07/18/22 S SELL	58815		100.0000	0	386,353	386,353	0
130,823	07/19/22 B BUY	6940		100.0000	0	130,823	130,823	0
26,928	07/19/22 S SELL	33746		100.0000	0	26,928	26,928	0
99,938	07/19/22 B BUY	58847		100.0000	0	99,938	99,938	0
130,010	07/20/22 B BUY	6943		100.0000	0	130,010	130,010	0
73,242	07/20/22 B BUY	12496		100.0000	0	73,242	73,242	0
166,248	07/20/22 B BUY	33769		100.0000	0	166,248	166,248	0
73,728	07/20/22 B BUY	58879		100.0000	0	73,728	73,728	0
211,959	07/21/22 B BUY	6945		100.0000	0	211,959	211,959	0
19,778	07/21/22 B BUY	19024		100.0000	0	19,778	19,778	0
11,294	07/21/22 B BUY	33792		100.0000	0	11,294	11,294	0
49,166	07/21/22 B BUY	58907		100.0000	0	49,166	49,166	0
265,724	07/22/22 B BUY	6947		100.0000	0	265,724	265,724	0
119,584	07/22/22 B BUY	33815		100.0000	0	119,584	119,584	0
15,269	07/22/22 B BUY	58946		100.0000	0	15,269	15,269	0
270,124	07/25/22 B BUY	6950		100.0000	0	270,124	270,124	0
128,164	07/25/22 B BUY	12506		100.0000	0	128,164	128,164	0
12,443	07/25/22 S SELL	33838		100.0000	0	12,443	12,443	0
45,704	07/25/22 B BUY	58974		100.0000	0	45,704	45,704	0
607,314	07/26/22 B BUY	6952		100.0000	0	607,314	607,314	0
4,808	07/26/22 B BUY	19059		100.0000	0	4,808	4,808	0
17,733	07/26/22 B BUY	33873		100.0000	0	17,733	17,733	0

JPMorgan Investor Services — J.P.Morgan

BOILERMAKERS NATIONAL ANNUITY TRUST
E.I.N. 48-1029345 PLAN NO. 001
SCHEDULE H, LINE 4j—SCHEDULE OF REPORTABLE TRANSACTIONS (CONTINUED)
YEAR ENDED DECEMBER 31, 2022

FD495 — PAGE 113
SCHEDULE H (FORM 5500 - 4J-3) — BANK OF LABOR - MONTHLY — C 18661
SCHEDULE OF REPORTABLE TRANSACTIONS — BASE CURRENCY: USD — THROUGH DECEMBER 31,2021
SERIES OF TRANSACTIONS IN SAME SECURITY — THROUGH DECEMBER 31,2022

DESCRIPTION OF ASSET IDENTITY OF PARTY INVOLVED				BASED ON MARKET VALUE OF PURCHASE PRICE SELLING PRICE	EXPENSES	1,250,188,787 COST OF ASSET	5% VALUE OF CURRENT VALUE	62,509,439 NET GAIN OR (LOSS)
7,056	07/26/22 S SELL	58994		100.0000	0	7,056	7,056	0
430,538	07/27/22 S SELL	6954		100.0000	0	430,538	430,538	0
893,261	07/27/22 B BUY	19072		100.0000	0	893,261	893,261	0
140,552	07/27/22 S SELL	33900		100.0000	0	140,552	140,552	0
39,554	07/27/22 S SELL	59009		100.0000	0	39,554	39,554	0
162,761	07/28/22 B BUY	6957		100.0000	0	162,761	162,761	0
118,442	07/28/22 B BUY	19073		100.0000	0	118,442	118,442	0
219,576	07/28/22 B BUY	33925		100.0000	0	219,576	219,576	0
3,264	07/28/22 B BUY	59035		100.0000	0	3,264	3,264	0
132,992	07/29/22 S SELL	6959		100.0000	0	132,992	132,992	0
1,976,721	07/29/22 S SELL	12529		100.0000	0	1,976,721	1,976,721	0
104,637	07/29/22 B BUY	33948		100.0000	0	104,637	104,637	0
9,544	07/29/22 B BUY	59047		100.0000	0	9,544	9,544	0
61,903	08/01/22 S SELL	6964		100.0000	0	61,903	61,903	0
231,153	08/01/22 S SELL	12591		100.0000	0	231,153	231,153	0
27,809	08/01/22 S SELL	19096		100.0000	0	27,809	27,809	0
118,175	08/01/22 B BUY	33972		100.0000	0	118,175	118,175	0
42,567	08/01/22 S SELL	59069		100.0000	0	42,567	42,567	0
180,507	08/02/22 S SELL	6967		100.0000	0	180,507	180,507	0
50,000	08/02/22 S SELL	12600		100.0000	0	50,000	50,000	0
2,152	08/02/22 S SELL	19104		100.0000	0	2,152	2,152	0
1,967	08/02/22 S SELL	33995		100.0000	0	1,967	1,967	0
108,399	08/02/22 S SELL	59089		100.0000	0	108,399	108,399	0
236,028	08/03/22 S SELL	6969		100.0000	0	236,028	236,028	0
30,065	08/03/22 B BUY	12601		100.0000	0	30,065	30,065	0
2,233	08/03/22 B BUY	19107		100.0000	0	2,233	2,233	0
175,705	08/03/22 S SELL	34030		100.0000	0	175,705	175,705	0
460,231	08/03/22 B BUY	59110		100.0000	0	460,231	460,231	0
536,624	08/04/22 S SELL	6971		100.0000	0	536,624	536,624	0
55,490	08/04/22 B BUY	12603		100.0000	0	55,490	55,490	0
2,673	08/04/22 S SELL	19108		100.0000	0	2,673	2,673	0
98,610	08/04/22 B BUY	34055		100.0000	0	98,610	98,610	0
21,417	08/04/22 S SELL	59133		100.0000	0	21,417	21,417	0
523,209	08/05/22 S SELL	6981		100.0000	0	523,209	523,209	0
1,925	08/05/22 B BUY	12619		100.0000	0	1,925	1,925	0
43,018	08/05/22 B BUY	34080		100.0000	0	43,018	43,018	0
33,735	08/05/22 B BUY	59158		100.0000	0	33,735	33,735	0
354,744	08/08/22 S SELL	6983		100.0000	0	354,744	354,744	0
77,404	08/08/22 S SELL	19125		100.0000	0	77,404	77,404	0
67,046	08/08/22 S SELL	34116		100.0000	0	67,046	67,046	0
14,448	08/08/22 B BUY	59171		100.0000	0	14,448	14,448	0
531,715	08/09/22 S SELL	6985		100.0000	0	531,715	531,715	0
54,296	08/09/22 B BUY	19129		100.0000	0	54,296	54,296	0
38,554	08/09/22 B BUY	34141		100.0000	0	38,554	38,554	0
188,767	08/09/22 B BUY	59178		100.0000	0	188,767	188,767	0
1,074,561	08/10/22 S SELL	6987		100.0000	0	1,074,561	1,074,561	0
318,305	08/10/22 S SELL	12625		100.0000	0	318,305	318,305	0

JPMorgan Investor Services — J.P.Morgan

BOILERMAKERS NATIONAL ANNUITY TRUST
E.I.N. 48-1029345 PLAN NO. 001
SCHEDULE H, LINE 4j—SCHEDULE OF REPORTABLE TRANSACTIONS (CONTINUED)
YEAR ENDED DECEMBER 31, 2022

FD495 — PAGE 114
SCHEDULE H (FORM 5500 - 4J-3) — BANK OF LABOR - MONTHLY — C 18661
SCHEDULE OF REPORTABLE TRANSACTIONS — DECEMBER 31,2021
SERIES OF TRANSACTIONS IN SAME SECURITY — BASE CURRENCY: USD — THROUGH DECEMBER 31,2022

DESCRIPTION OF ASSET IDENTITY OF PARTY INVOLVED				BASED ON MARKET VALUE OF PURCHASE PRICE SELLING PRICE	1,250,188,787 EXPENSES	5% VALUE OF COST OF ASSET	62,509,439 CURRENT VALUE	NET GAIN OR (LOSS)
58,353	08/10/22	B BUY	19131	100.0000	0	58,353	58,353	0
66,150	08/10/22	S SELL	34164	100.0000	0	66,150	66,150	0
154,688	08/10/22	B BUY	59182	100.0000	0	154,688	154,688	0
16,485	08/11/22	S SELL	6991	100.0000	0	16,485	16,485	0
303,892	08/11/22	S SELL	12637	100.0000	0	303,892	303,892	0
56,687	08/11/22	B BUY	19152	100.0000	0	56,687	56,687	0
196,097	08/11/22	B BUY	34196	100.0000	0	196,097	196,097	0
605,224	08/12/22	S SELL	6995	100.0000	0	605,224	605,224	0
417,065	08/12/22	S SELL	12645	100.0000	0	417,065	417,065	0
33,941	08/12/22	B BUY	19169	100.0000	0	33,941	33,941	0
32,923	08/12/22	B BUY	34248	100.0000	0	32,923	32,923	0
229,168	08/12/22	B BUY	59256	100.0000	0	229,168	229,168	0
350,118	08/15/22	S SELL	6997	100.0000	0	350,118	350,118	0
153,571	08/15/22	S SELL	12664	100.0000	0	153,571	153,571	0
280,543	08/15/22	B BUY	19176	100.0000	0	280,543	280,543	0
117,492	08/15/22	B BUY	34273	100.0000	0	117,492	117,492	0
79,332	08/15/22	B BUY	59609	100.0000	0	79,332	79,332	0
216,337	08/16/22	B BUY	7001	100.0000	0	216,337	216,337	0
12,120	08/16/22	B BUY	19179	100.0000	0	12,120	12,120	0
19,378	08/16/22	B BUY	34296	100.0000	0	19,378	19,378	0
189,161	08/16/22	B BUY	59674	100.0000	0	189,161	189,161	0
373,381	08/17/22	S SELL	7003	100.0000	0	373,381	373,381	0
1,132	08/17/22	B BUY	12667	100.0000	0	1,132	1,132	0
32,909	08/17/22	S SELL	19188	100.0000	0	32,909	32,909	0
3,386	08/17/22	S SELL	34319	100.0000	0	3,386	3,386	0
23,590	08/17/22	S SELL	59724	100.0000	0	23,590	23,590	0
39,308	08/18/22	B BUY	7005	100.0000	0	39,308	39,308	0
3,810	08/18/22	B BUY	12669	100.0000	0	3,810	3,810	0
256,733	08/18/22	B BUY	19196	100.0000	0	256,733	256,733	0
91,503	08/18/22	S SELL	34342	100.0000	0	91,503	91,503	0
261,323	08/18/22	S SELL	59767	100.0000	0	261,323	261,323	0
131,859	08/19/22	B BUY	7007	100.0000	0	131,859	131,859	0
171,622	08/19/22	B BUY	19201	100.0000	0	171,622	171,622	0
8,158	08/19/22	B BUY	34363	100.0000	0	8,158	8,158	0
72,663	08/19/22	B BUY	59801	100.0000	0	72,663	72,663	0
144,312	08/22/22	S SELL	7009	100.0000	0	144,312	144,312	0
62,872	08/22/22	B BUY	12680	100.0000	0	62,872	62,872	0
6,673	08/22/22	S SELL	19204	100.0000	0	6,673	6,673	0
141,488	08/22/22	S SELL	34386	100.0000	0	141,488	141,488	0
32,090	08/22/22	S SELL	59844	100.0000	0	32,090	32,090	0
52,739	08/23/22	S SELL	7012	100.0000	0	52,739	52,739	0
47,060	08/23/22	S SELL	19207	100.0000	0	47,060	47,060	0
170,556	08/23/22	S SELL	34409	100.0000	0	170,556	170,556	0
324,777	08/23/22	S SELL	59867	100.0000	0	324,777	324,777	0
35,491	08/24/22	S SELL	7014	100.0000	0	35,491	35,491	0
55,794	08/24/22	S SELL	19210	100.0000	0	55,794	55,794	0
6,377	08/24/22	S SELL	34432	100.0000	0	6,377	6,377	0

JPMorgan Investor Services — J.P.Morgan

BOILERMAKERS NATIONAL ANNUITY TRUST
E.I.N. 48-1029345 PLAN NO. 001
SCHEDULE H, LINE 4j—SCHEDULE OF REPORTABLE TRANSACTIONS (CONTINUED)
YEAR ENDED DECEMBER 31, 2022

FD495 — PAGE 115
SCHEDULE H (FORM 5500 - 4J-3) — BANK OF LABOR - MONTHLY — C 18661
SCHEDULE OF REPORTABLE TRANSACTIONS — DECEMBER 31,2021
SERIES OF TRANSACTIONS IN SAME SECURITY — BASE CURRENCY: USD — THROUGH DECEMBER 31,2022

DESCRIPTION OF ASSET IDENTITY OF PARTY INVOLVED			BASED ON MARKET VALUE OF PURCHASE PRICE SELLING PRICE	EXPENSES	1,250,188,787 COST OF ASSET	5% VALUE OF CURRENT VALUE	62,509,439 NET GAIN OR (LOSS)
68,127	08/24/22 S SELL	59886	100.0000	0	68,127	68,127	0
56,789	08/25/22 S SELL	7016	100.0000	0	56,789	56,789	0
123,256	08/25/22 B BUY	12691	100.0000	0	123,256	123,256	0
41,245	08/25/22 S SELL	19212	100.0000	0	41,245	41,245	0
1,879	08/25/22 B BUY	34539	100.0000	0	1,879	1,879	0
28,419	08/25/22 S SELL	59913	100.0000	0	28,419	28,419	0
1,029,146	08/26/22 B BUY	7018	100.0000	0	1,029,146	1,029,146	0
3,254	08/26/22 B BUY	19216	100.0000	0	3,254	3,254	0
125,932	08/26/22 B BUY	34562	100.0000	0	125,932	125,932	0
117,598	08/26/22 S SELL	59951	100.0000	0	117,598	117,598	0
103,887	08/29/22 S SELL	7020	100.0000	0	103,887	103,887	0
1,581,719	08/29/22 B BUY	12706	100.0000	0	1,581,719	1,581,719	0
244,902	08/29/22 S SELL	34585	100.0000	0	244,902	244,902	0
151,209	08/29/22 B BUY	59963	100.0000	0	151,209	151,209	0
248,934	08/30/22 S SELL	7022	100.0000	0	248,934	248,934	0
35,333	08/30/22 B BUY	12709	100.0000	0	35,333	35,333	0
2,002	08/30/22 B BUY	19218	100.0000	0	2,002	2,002	0
63,769	08/30/22 S SELL	34608	100.0000	0	63,769	63,769	0
120,028	08/30/22 S SELL	60000	100.0000	0	120,028	120,028	0
282,730	08/31/22 S SELL	7026	100.0000	0	282,730	282,730	0
433	08/31/22 B BUY	19220	100.0000	0	433	433	0
76,029	08/31/22 S SELL	34629	100.0000	0	76,029	76,029	0
20,001	08/31/22 S SELL	60050	100.0000	0	20,001	20,001	0
12,943	09/01/22 B BUY	7029	100.0000	0	12,943	12,943	0
3,359,959	09/01/22 B BUY	12780	100.0000	0	3,359,959	3,359,959	0
15,869	09/01/22 B BUY	19224	100.0000	0	15,869	15,869	0
56,611	09/01/22 S SELL	34653	100.0000	0	56,611	56,611	0
56,333	09/01/22 B BUY	60093	100.0000	0	56,333	56,333	0
381,088	09/02/22 S SELL	7032	100.0000	0	381,088	381,088	0
96,571	09/02/22 S SELL	12785	100.0000	0	96,571	96,571	0
11,148	09/02/22 B BUY	19226	100.0000	0	11,148	11,148	0
73,617	09/02/22 S SELL	34676	100.0000	0	73,617	73,617	0
218,532	09/02/22 B BUY	60146	100.0000	0	218,532	218,532	0
160,392	09/06/22 S SELL	7035	100.0000	0	160,392	160,392	0
11,010	09/06/22 S SELL	34701	100.0000	0	11,010	11,010	0
166,362	09/06/22 B BUY	60194	100.0000	0	166,362	166,362	0
156,096	09/07/22 S SELL	7038	100.0000	0	156,096	156,096	0
94,438	09/07/22 S SELL	34727	100.0000	0	94,438	94,438	0
20,149	09/07/22 B BUY	60204	100.0000	0	20,149	20,149	0
381,956	09/08/22 S SELL	7040	100.0000	0	381,956	381,956	0
4,000,000	09/08/22 B BUY	12803	100.0000	0	4,000,000	4,000,000	0
15,935	09/08/22 B BUY	19231	100.0000	0	15,935	15,935	0
132,375	09/08/22 B BUY	34750	100.0000	0	132,375	132,375	0
15,230	09/08/22 B BUY	60215	100.0000	0	15,230	15,230	0
20,137	09/09/22 S SELL	7043	100.0000	0	20,137	20,137	0
3,578	09/09/22 B BUY	19243	100.0000	0	3,578	3,578	0
22,097	09/09/22 B BUY	34773	100.0000	0	22,097	22,097	0

JPMorgan Investor Services — J.P.Morgan

BOILERMAKERS NATIONAL ANNUITY TRUST
E.I.N. 48-1029345 PLAN NO. 001
SCHEDULE H, LINE 4j—SCHEDULE OF REPORTABLE TRANSACTIONS (CONTINUED)
YEAR ENDED DECEMBER 31, 2022

FD495 — PAGE 116
SCHEDULE H (FORM 5500 - 4J-3) — BANK OF LABOR - MONTHLY — C 18661
SCHEDULE OF REPORTABLE TRANSACTIONS — DECEMBER 31,2021
SERIES OF TRANSACTIONS IN SAME SECURITY — BASE CURRENCY: USD — THROUGH DECEMBER 31,2022

DESCRIPTION OF ASSET IDENTITY OF PARTY INVOLVED			BASED ON MARKET VALUE OF PURCHASE PRICE SELLING PRICE	1,250,188,787 EXPENSES	5% VALUE OF COST OF ASSET	62,509,439 CURRENT VALUE	NET GAIN OR (LOSS)
25,571	09/09/22 B BUY	60240	100.0000	0	25,571	25,571	0
290,461	09/12/22 S SELL	7047	100.0000	0	290,461	290,461	0
5,880	09/12/22 B BUY	12808	100.0000	0	5,880	5,880	0
19,574	09/12/22 B BUY	19251	100.0000	0	19,574	19,574	0
132,017	09/12/22 B BUY	34861	100.0000	0	132,017	132,017	0
40,990	09/12/22 B BUY	60259	100.0000	0	40,990	40,990	0
878,484	09/13/22 S SELL	7049	100.0000	0	878,484	878,484	0
49,649	09/13/22 B BUY	19264	100.0000	0	49,649	49,649	0
83,261	09/13/22 B BUY	35011	100.0000	0	83,261	83,261	0
80,320	09/13/22 S SELL	60283	100.0000	0	80,320	80,320	0
84,398	09/14/22 S SELL	7051	100.0000	0	84,398	84,398	0
35,083	09/14/22 S SELL	19269	100.0000	0	35,083	35,083	0
330,270	09/14/22 S SELL	35050	100.0000	0	330,270	330,270	0
5,921	09/14/22 S SELL	60293	100.0000	0	5,921	5,921	0
149,905	09/15/22 B BUY	7054	100.0000	0	149,905	149,905	0
46,566	09/15/22 B BUY	12830	100.0000	0	46,566	46,566	0
21,394	09/15/22 B BUY	19276	100.0000	0	21,394	21,394	0
29,471	09/15/22 B BUY	35073	100.0000	0	29,471	29,471	0
21,203	09/15/22 S SELL	60306	100.0000	0	21,203	21,203	0
189,004	09/16/22 S SELL	7056	100.0000	0	189,004	189,004	0
492,558	09/16/22 S SELL	12836	100.0000	0	492,558	492,558	0
32,615	09/16/22 B BUY	19279	100.0000	0	32,615	32,615	0
89,706	09/16/22 S SELL	35120	100.0000	0	89,706	89,706	0
8,422	09/16/22 S SELL	60321	100.0000	0	8,422	8,422	0
336,222	09/19/22 S SELL	7059	100.0000	0	336,222	336,222	0
22,982	09/19/22 B BUY	19281	100.0000	0	22,982	22,982	0
57,373	09/19/22 S SELL	35143	100.0000	0	57,373	57,373	0
8,393	09/19/22 S SELL	60333	100.0000	0	8,393	8,393	0
183,290	09/20/22 B BUY	7061	100.0000	0	183,290	183,290	0
442,807	09/20/22 S SELL	12843	100.0000	0	442,807	442,807	0
8,430	09/20/22 B BUY	19287	100.0000	0	8,430	8,430	0
32,827	09/20/22 B BUY	35166	100.0000	0	32,827	32,827	0
623	09/20/22 B BUY	60352	100.0000	0	623	623	0
465,110	09/21/22 S SELL	7063	100.0000	0	465,110	465,110	0
4,078	09/21/22 S SELL	19289	100.0000	0	4,078	4,078	0
111,519	09/21/22 S SELL	35189	100.0000	0	111,519	111,519	0
15,667	09/21/22 B BUY	60362	100.0000	0	15,667	15,667	0
24,376	09/22/22 B BUY	7065	100.0000	0	24,376	24,376	0
565,490	09/22/22 S SELL	12854	100.0000	0	565,490	565,490	0
16,262	09/22/22 S SELL	19292	100.0000	0	16,262	16,262	0
103,743	09/22/22 S SELL	35212	100.0000	0	103,743	103,743	0
3,980	09/22/22 B BUY	60411	100.0000	0	3,980	3,980	0
196,022	09/23/22 B BUY	7069	100.0000	0	196,022	196,022	0
17,231	09/23/22 S SELL	19296	100.0000	0	17,231	17,231	0
99,251	09/23/22 S SELL	35237	100.0000	0	99,251	99,251	0
48,196	09/23/22 B BUY	60469	100.0000	0	48,196	48,196	0
102,808	09/26/22 S SELL	7072	100.0000	0	102,808	102,808	0

JPMorgan Investor Services — J.P.Morgan

BOILERMAKERS NATIONAL ANNUITY TRUST
E.I.N. 48-1029345 PLAN NO. 001
SCHEDULE H, LINE 4j—SCHEDULE OF REPORTABLE TRANSACTIONS (CONTINUED)
YEAR ENDED DECEMBER 31, 2022

FD495 — PAGE 117
SCHEDULE H (FORM 5500 - 4J-3) — BANK OF LABOR - MONTHLY — C 18661
SCHEDULE OF REPORTABLE TRANSACTIONS — BASE CURRENCY: USD — THROUGH DECEMBER 31,2021
SERIES OF TRANSACTIONS IN SAME SECURITY — THROUGH DECEMBER 31,2022

DESCRIPTION OF ASSET IDENTITY OF PARTY INVOLVED				BASED ON MARKET VALUE OF PURCHASE PRICE SELLING PRICE	EXPENSES	1,250,188,787 COST OF ASSET	5% VALUE OF CURRENT VALUE	62,509,439 NET GAIN OR (LOSS)
146,821	09/26/22 B BUY	12858		100.0000	0	146,821	146,821	0
46,085	09/26/22 S SELL	19300		100.0000	0	46,085	46,085	0
166,835	09/26/22 S SELL	35260		100.0000	0	166,835	166,835	0
20,581	09/26/22 S SELL	60537		100.0000	0	20,581	20,581	0
739,552	09/27/22 S SELL	7074		100.0000	0	739,552	739,552	0
37,880	09/27/22 S SELL	19302		100.0000	0	37,880	37,880	0
631,778	09/27/22 B BUY	35283		100.0000	0	631,778	631,778	0
103,938	09/27/22 S SELL	60591		100.0000	0	103,938	103,938	0
203,392	09/28/22 B BUY	7077		100.0000	0	203,392	203,392	0
654,112	09/28/22 B BUY	12860		100.0000	0	654,112	654,112	0
16,372	09/28/22 S SELL	19334		100.0000	0	16,372	16,372	0
11,503	09/28/22 B BUY	35338		100.0000	0	11,503	11,503	0
249,167	09/28/22 S SELL	60638		100.0000	0	249,167	249,167	0
165,550	09/29/22 B BUY	7079		100.0000	0	165,550	165,550	0
282,754	09/29/22 B BUY	19344		100.0000	0	282,754	282,754	0
186,972	09/29/22 B BUY	35363		100.0000	0	186,972	186,972	0
126,487	09/29/22 S SELL	60701		100.0000	0	126,487	126,487	0
168,617	09/30/22 B BUY	7082		100.0000	0	168,617	168,617	0
124,422	09/30/22 B BUY	12943		100.0000	0	124,422	124,422	0
69,661	09/30/22 B BUY	19364		100.0000	0	69,661	69,661	0
132,169	09/30/22 S SELL	35386		100.0000	0	132,169	132,169	0
3,665	09/30/22 B BUY	60744		100.0000	0	3,665	3,665	0
49,069	10/03/22 S SELL	7086		100.0000	0	49,069	49,069	0
978,236	10/03/22 B BUY	12945		100.0000	0	978,236	978,236	0
30,085	10/03/22 S SELL	19373		100.0000	0	30,085	30,085	0
74,477	10/03/22 S SELL	35410		100.0000	0	74,477	74,477	0
57,004	10/03/22 S SELL	60758		100.0000	0	57,004	57,004	0
859,461	10/04/22 B BUY	7088		100.0000	0	859,461	859,461	0
446,998	10/04/22 B BUY	12950		100.0000	0	446,998	446,998	0
133,768	10/04/22 S SELL	19374		100.0000	0	133,768	133,768	0
175,133	10/04/22 B BUY	35433		100.0000	0	175,133	175,133	0
25,202	10/04/22 S SELL	60791		100.0000	0	25,202	25,202	0
428,222	10/05/22 S SELL	7090		100.0000	0	428,222	428,222	0
894	10/05/22 B BUY	19383		100.0000	0	894	894	0
246,681	10/05/22 B BUY	35456		100.0000	0	246,681	246,681	0
1,438	10/05/22 S SELL	60815		100.0000	0	1,438	1,438	0
181,266	10/06/22 S SELL	7095		100.0000	0	181,266	181,266	0
76,348	10/06/22 S SELL	19401		100.0000	0	76,348	76,348	0
141,065	10/06/22 S SELL	35489		100.0000	0	141,065	141,065	0
98,609	10/06/22 B BUY	60836		100.0000	0	98,609	98,609	0
1,709,189	10/07/22 S SELL	7100		100.0000	0	1,709,189	1,709,189	0
319,450	10/07/22 S SELL	19410		100.0000	0	319,450	319,450	0
103,953	10/07/22 S SELL	35514		100.0000	0	103,953	103,953	0
96,529	10/07/22 S SELL	60888		100.0000	0	96,529	96,529	0
2,375,059	10/11/22 B BUY	7105		100.0000	0	2,375,059	2,375,059	0
185,895	10/11/22 S SELL	19415		100.0000	0	185,895	185,895	0
107,531	10/11/22 S SELL	35600		100.0000	0	107,531	107,531	0

JPMorgan Investor Services — J.P.Morgan

BOILERMAKERS NATIONAL ANNUITY TRUST
E.I.N. 48-1029345 PLAN NO. 001
SCHEDULE H, LINE 4j—SCHEDULE OF REPORTABLE TRANSACTIONS (CONTINUED)
YEAR ENDED DECEMBER 31, 2022

FD495 PAGE 118
SCHEDULE H (FORM 5500 - 4J-3) BANK OF LABOR - MONTHLY C 18661
SCHEDULE OF REPORTABLE TRANSACTIONS DECEMBER 31,2021
SERIES OF TRANSACTIONS IN SAME SECURITY BASE CURRENCY: USD THROUGH DECEMBER 31,2022

DESCRIPTION OF ASSET IDENTITY OF PARTY INVOLVED				BASED ON MARKET PURCHASE PRICE SELLING PRICE	VALUE OF EXPENSES	1,250,188,787 COST OF ASSET	5% VALUE OF CURRENT VALUE	62,509,439 NET GAIN OR (LOSS)
310,678	10/11/22 S SELL	60974		100.0000	0	310,678	310,678	0
301,306	10/12/22 S SELL	7107		100.0000	0	301,306	301,306	0
27,314	10/12/22 S SELL	19419		100.0000	0	27,314	27,314	0
44,918	10/12/22 S SELL	35625		100.0000	0	44,918	44,918	0
2,399	10/12/22 B BUY	61006		100.0000	0	2,399	2,399	0
117,566	10/13/22 S SELL	7109		100.0000	0	117,566	117,566	0
5,933	10/13/22 B BUY	12982		100.0000	0	5,933	5,933	0
68,103	10/13/22 S SELL	19430		100.0000	0	68,103	68,103	0
80,265	10/13/22 S SELL	35656		100.0000	0	80,265	80,265	0
48,318	10/13/22 S SELL	61052		100.0000	0	48,318	48,318	0
40,490	10/14/22 B BUY	7114		100.0000	0	40,490	40,490	0
8,612	10/14/22 S SELL	19462		100.0000	0	8,612	8,612	0
135,116	10/14/22 B BUY	35681		100.0000	0	135,116	135,116	0
93,283	10/14/22 S SELL	61085		100.0000	0	93,283	93,283	0
235,595	10/17/22 S SELL	7125		100.0000	0	235,595	235,595	0
1,699,656	10/17/22 B BUY	12988		100.0000	0	1,699,656	1,699,656	0
822,983	10/17/22 S SELL	19483		100.0000	0	822,983	822,983	0
146,570	10/17/22 S SELL	35704		100.0000	0	146,570	146,570	0
147,136	10/17/22 S SELL	61102		100.0000	0	147,136	147,136	0
172,882	10/18/22 S SELL	7127		100.0000	0	172,882	172,882	0
4,662	10/18/22 B BUY	12992		100.0000	0	4,662	4,662	0
427,157	10/18/22 S SELL	19501		100.0000	0	427,157	427,157	0
243,338	10/18/22 B BUY	35740		100.0000	0	243,338	243,338	0
23,737	10/18/22 S SELL	61114		100.0000	0	23,737	23,737	0
190,371	10/19/22 B BUY	7129		100.0000	0	190,371	190,371	0
403,765	10/19/22 S SELL	19513		100.0000	0	403,765	403,765	0
54,266	10/19/22 B BUY	35763		100.0000	0	54,266	54,266	0
386,784	10/20/22 B BUY	7131		100.0000	0	386,784	386,784	0
54,837	10/20/22 B BUY	12999		100.0000	0	54,837	54,837	0
125,614	10/20/22 S SELL	19523		100.0000	0	125,614	125,614	0
18,925	10/20/22 S SELL	35799		100.0000	0	18,925	18,925	0
76,936	10/21/22 B BUY	7133		100.0000	0	76,936	76,936	0
606,397	10/21/22 S SELL	13003		100.0000	0	606,397	606,397	0
62,481	10/21/22 B BUY	19540		100.0000	0	62,481	62,481	0
33,099	10/21/22 B BUY	35832		100.0000	0	33,099	33,099	0
9,720	10/21/22 B BUY	61156		100.0000	0	9,720	9,720	0
385,543	10/24/22 B BUY	7136		100.0000	0	385,543	385,543	0
366,979	10/24/22 B BUY	19557		100.0000	0	366,979	366,979	0
70,638	10/24/22 B BUY	35857		100.0000	0	70,638	70,638	0
6,365	10/24/22 B BUY	61165		100.0000	0	6,365	6,365	0
650,742	10/25/22 B BUY	7138		100.0000	0	650,742	650,742	0
109,736	10/25/22 B BUY	13006		100.0000	0	109,736	109,736	0
29,080	10/25/22 B BUY	19567		100.0000	0	29,080	29,080	0
93,053	10/25/22 S SELL	35888		100.0000	0	93,053	93,053	0
84,938	10/25/22 S SELL	61170		100.0000	0	84,938	84,938	0
115,975	10/26/22 S SELL	7140		100.0000	0	115,975	115,975	0
17,663	10/26/22 B BUY	19596		100.0000	0	17,663	17,663	0

JPMorgan Investor Services J.P.Morgan

BOILERMAKERS NATIONAL ANNUITY TRUST
E.I.N. 48-1029345 PLAN NO. 001
SCHEDULE H, LINE 4j—SCHEDULE OF REPORTABLE TRANSACTIONS (CONTINUED)
YEAR ENDED DECEMBER 31, 2022

FD495 — PAGE 119
SCHEDULE H (FORM 5500 - 4J-3) — BANK OF LABOR - MONTHLY — C 18661
SCHEDULE OF REPORTABLE TRANSACTIONS — DECEMBER 31,2021
SERIES OF TRANSACTIONS IN SAME SECURITY — BASE CURRENCY: USD — THROUGH DECEMBER 31,2022

DESCRIPTION OF ASSET IDENTITY OF PARTY INVOLVED			BASED ON MARKET VALUE OF PURCHASE PRICE SELLING PRICE	1,250,188,787 EXPENSES	5% VALUE OF COST OF ASSET	62,509,439 CURRENT VALUE	NET GAIN OR (LOSS)
117,955	10/26/22 B BUY	35913	100.0000	0	117,955	117,955	0
14,863	10/26/22 B BUY	61182	100.0000	0	14,863	14,863	0
711,976	10/27/22 S SELL	7142	100.0000	0	711,976	711,976	0
731,630	10/27/22 B BUY	19608	100.0000	0	731,630	731,630	0
22,778	10/27/22 B BUY	35936	100.0000	0	22,778	22,778	0
16,143	10/27/22 B BUY	61191	100.0000	0	16,143	16,143	0
51,861	10/28/22 B BUY	7145	100.0000	0	51,861	51,861	0
524,176	10/28/22 B BUY	19609	100.0000	0	524,176	524,176	0
79,277	10/28/22 S SELL	35967	100.0000	0	79,277	79,277	0
6,534	10/28/22 B BUY	61196	100.0000	0	6,534	6,534	0
444,160	10/31/22 B BUY	7149	100.0000	0	444,160	444,160	0
404,400	10/31/22 B BUY	13025	100.0000	0	404,400	404,400	0
92,618	10/31/22 B BUY	35992	100.0000	0	92,618	92,618	0
14,110	10/31/22 B BUY	61219	100.0000	0	14,110	14,110	0
337,000	11/01/22 S SELL	7152	100.0000	0	337,000	337,000	0
503,514	11/01/22 B BUY	13087	100.0000	0	503,514	503,514	0
51,459	11/01/22 B BUY	19619	100.0000	0	51,459	51,459	0
50,764	11/01/22 S SELL	36016	100.0000	0	50,764	50,764	0
26,349	11/01/22 B BUY	61225	100.0000	0	26,349	26,349	0
188,081	11/02/22 S SELL	7154	100.0000	0	188,081	188,081	0
85,352	11/02/22 B BUY	19635	100.0000	0	85,352	85,352	0
7,785	11/02/22 B BUY	36039	100.0000	0	7,785	7,785	0
9,770	11/02/22 B BUY	61233	100.0000	0	9,770	9,770	0
845,937	11/03/22 B BUY	7161	100.0000	0	845,937	845,937	0
92,913	11/03/22 B BUY	19651	100.0000	0	92,913	92,913	0
139,025	11/03/22 S SELL	36062	100.0000	0	139,025	139,025	0
137,455	11/04/22 S SELL	7164	100.0000	0	137,455	137,455	0
184,558	11/04/22 S SELL	13097	100.0000	0	184,558	184,558	0
161,449	11/04/22 B BUY	19659	100.0000	0	161,449	161,449	0
70,323	11/04/22 S SELL	36087	100.0000	0	70,323	70,323	0
100,553	11/04/22 S SELL	61250	100.0000	0	100,553	100,553	0
134,800	11/07/22 S SELL	7167	100.0000	0	134,800	134,800	0
139,562	11/07/22 S SELL	13110	100.0000	0	139,562	139,562	0
25,079	11/07/22 B BUY	19672	100.0000	0	25,079	25,079	0
66,005	11/07/22 B BUY	36114	100.0000	0	66,005	66,005	0
443	11/07/22 B BUY	61255	100.0000	0	443	443	0
234,343	11/08/22 S SELL	7169	100.0000	0	234,343	234,343	0
102,868	11/08/22 B BUY	19687	100.0000	0	102,868	102,868	0
36,849	11/08/22 B BUY	36139	100.0000	0	36,849	36,849	0
200,109	11/08/22 S SELL	61266	100.0000	0	200,109	200,109	0
487,947	11/09/22 S SELL	7173	100.0000	0	487,947	487,947	0
140,833	11/09/22 S SELL	13121	100.0000	0	140,833	140,833	0
12,135	11/09/22 B BUY	19698	100.0000	0	12,135	12,135	0
60,902	11/09/22 B BUY	36162	100.0000	0	60,902	60,902	0
40,339	11/09/22 B BUY	61279	100.0000	0	40,339	40,339	0
368,726	11/10/22 S SELL	7175	100.0000	0	368,726	368,726	0
32,359	11/10/22 B BUY	19724	100.0000	0	32,359	32,359	0

JPMorgan Investor Services — J.P.Morgan

BOILERMAKERS NATIONAL ANNUITY TRUST
E.I.N. 48-1029345 PLAN NO. 001
SCHEDULE H, LINE 4j—SCHEDULE OF REPORTABLE TRANSACTIONS (CONTINUED)
YEAR ENDED DECEMBER 31, 2022

FD495 — PAGE 120
SCHEDULE H (FORM 5500 - 4J-3) — BANK OF LABOR - MONTHLY — C 18661
SCHEDULE OF REPORTABLE TRANSACTIONS — DECEMBER 31,2021
SERIES OF TRANSACTIONS IN SAME SECURITY — BASE CURRENCY: USD — THROUGH DECEMBER 31,2022

DESCRIPTION OF ASSET IDENTITY OF PARTY INVOLVED				BASED ON MARKET VALUE OF PURCHASE PRICE SELLING PRICE	EXPENSES	1,250,188,787 COST OF ASSET	5% VALUE OF CURRENT VALUE	62,509,439 NET GAIN OR (LOSS)
142,430	11/10/22 S SELL	36185		100.0000	0	142,430	142,430	0
118,596	11/10/22 B BUY	61301		100.0000	0	118,596	118,596	0
672,576	11/14/22 S SELL	7178		100.0000	0	672,576	672,576	0
29,381	11/14/22 B BUY	13136		100.0000	0	29,381	29,381	0
37,650	11/14/22 S SELL	19742		100.0000	0	37,650	37,650	0
549,204	11/14/22 B BUY	36235		100.0000	0	549,204	549,204	0
107,950	11/14/22 B BUY	61356		100.0000	0	107,950	107,950	0
11,726	11/15/22 S SELL	7183		100.0000	0	11,726	11,726	0
999,475	11/15/22 S SELL	13150		100.0000	0	999,475	999,475	0
657,316	11/15/22 B BUY	19749		100.0000	0	657,316	657,316	0
74,925	11/15/22 S SELL	36258		100.0000	0	74,925	74,925	0
128,750	11/15/22 B BUY	61382		100.0000	0	128,750	128,750	0
475,638	11/16/22 S SELL	7185		100.0000	0	475,638	475,638	0
1,000,000	11/16/22 S SELL	13153		100.0000	0	1,000,000	1,000,000	0
35,504	11/16/22 S SELL	19756		100.0000	0	35,504	35,504	0
80,159	11/16/22 B BUY	36281		100.0000	0	80,159	80,159	0
30,558	11/16/22 B BUY	61386		100.0000	0	30,558	30,558	0
347,527	11/17/22 B BUY	7188		100.0000	0	347,527	347,527	0
38,206	11/17/22 S SELL	19763		100.0000	0	38,206	38,206	0
71,834	11/17/22 S SELL	36304		100.0000	0	71,834	71,834	0
31,751	11/17/22 S SELL	61406		100.0000	0	31,751	31,751	0
55,275	11/18/22 B BUY	7191		100.0000	0	55,275	55,275	0
2,160,755	11/18/22 S SELL	13162		100.0000	0	2,160,755	2,160,755	0
47,752	11/18/22 S SELL	19770		100.0000	0	47,752	47,752	0
37,356	11/18/22 S SELL	36329		100.0000	0	37,356	37,356	0
68,732	11/18/22 B BUY	61421		100.0000	0	68,732	68,732	0
235,507	11/21/22 B BUY	7193		100.0000	0	235,507	235,507	0
123,846	11/21/22 S SELL	13166		100.0000	0	123,846	123,846	0
70,462	11/21/22 S SELL	19780		100.0000	0	70,462	70,462	0
18,994	11/21/22 B BUY	36352		100.0000	0	18,994	18,994	0
5,908	11/21/22 B BUY	61442		100.0000	0	5,908	5,908	0
169,407	11/22/22 B BUY	7195		100.0000	0	169,407	169,407	0
4,862	11/22/22 S SELL	19787		100.0000	0	4,862	4,862	0
41,613	11/22/22 S SELL	36423		100.0000	0	41,613	41,613	0
9,050	11/22/22 B BUY	61470		100.0000	0	9,050	9,050	0
978,756	11/23/22 B BUY	7197		100.0000	0	978,756	978,756	0
175,851	11/23/22 S SELL	13174		100.0000	0	175,851	175,851	0
13,710	11/23/22 S SELL	19818		100.0000	0	13,710	13,710	0
106,130	11/23/22 B BUY	36446		100.0000	0	106,130	106,130	0
194,475	11/23/22 S SELL	61498		100.0000	0	194,475	194,475	0
252,477	11/25/22 S SELL	7199		100.0000	0	252,477	252,477	0
98,684	11/25/22 B BUY	13175		100.0000	0	98,684	98,684	0
317,365	11/25/22 S SELL	19842		100.0000	0	317,365	317,365	0
59,177	11/25/22 B BUY	36479		100.0000	0	59,177	59,177	0
224,320	11/25/22 B BUY	61548		100.0000	0	224,320	224,320	0
626,205	11/28/22 S SELL	7201		100.0000	0	626,205	626,205	0
91,795	11/28/22 S SELL	19844		100.0000	0	91,795	91,795	0

JPMorgan Investor Services — J.P.Morgan

BOILERMAKERS NATIONAL ANNUITY TRUST
E.I.N. 48-1029345 PLAN NO. 001
SCHEDULE H, LINE 4j—SCHEDULE OF REPORTABLE TRANSACTIONS (CONTINUED)
YEAR ENDED DECEMBER 31, 2022

FD495 — PAGE 121
SCHEDULE H (FORM 5500 - 4J-3) — BANK OF LABOR - MONTHLY — C 18661
SCHEDULE OF REPORTABLE TRANSACTIONS — DECEMBER 31,2021
SERIES OF TRANSACTIONS IN SAME SECURITY — BASE CURRENCY: USD — THROUGH DECEMBER 31,2022

DESCRIPTION OF ASSET IDENTITY OF PARTY INVOLVED				BASED ON MARKET VALUE OF PURCHASE PRICE SELLING PRICE	1,250,188,787 EXPENSES	5% VALUE OF COST OF ASSET	62,509,439 CURRENT VALUE	NET GAIN OR (LOSS)
11,663	11/28/22	B BUY	36500	100.0000	0	11,663	11,663	0
36,681	11/28/22	B BUY	61563	100.0000	0	36,681	36,681	0
1,102,845	11/29/22	B BUY	7204	100.0000	0	1,102,845	1,102,845	0
4,765	11/29/22	S SELL	19850	100.0000	0	4,765	4,765	0
115,119	11/29/22	S SELL	36521	100.0000	0	115,119	115,119	0
101,562	11/29/22	B BUY	61596	100.0000	0	101,562	101,562	0
913,932	11/30/22	B BUY	7206	100.0000	0	913,932	913,932	0
53,746	11/30/22	S SELL	19855	100.0000	0	53,746	53,746	0
3,469	11/30/22	S SELL	36544	100.0000	0	3,469	3,469	0
46,645	11/30/22	B BUY	61660	100.0000	0	46,645	46,645	0
1,312,906	12/01/22	B BUY	7209	100.0000	0	1,312,906	1,312,906	0
1,198,223	12/01/22	B BUY	13259	100.0000	0	1,198,223	1,198,223	0
73,188	12/01/22	S SELL	19864	100.0000	0	73,188	73,188	0
212,331	12/01/22	B BUY	36568	100.0000	0	212,331	212,331	0
19,114	12/01/22	B BUY	61682	100.0000	0	19,114	19,114	0
109,579	12/02/22	B BUY	7211	100.0000	0	109,579	109,579	0
78,754	12/02/22	S SELL	19883	100.0000	0	78,754	78,754	0
16,977	12/02/22	B BUY	36605	100.0000	0	16,977	16,977	0
8,437	12/02/22	B BUY	61724	100.0000	0	8,437	8,437	0
504,994	12/05/22	B BUY	7215	100.0000	0	504,994	504,994	0
690,725	12/05/22	S SELL	13267	100.0000	0	690,725	690,725	0
137,897	12/05/22	S SELL	19934	100.0000	0	137,897	137,897	0
925	12/05/22	B BUY	36634	100.0000	0	925	925	0
1,223	12/05/22	B BUY	61815	100.0000	0	1,223	1,223	0
920,167	12/06/22	B BUY	7218	100.0000	0	920,167	920,167	0
689,032	12/06/22	B BUY	19935	100.0000	0	689,032	689,032	0
167,023	12/06/22	S SELL	36659	100.0000	0	167,023	167,023	0
24,327	12/06/22	S SELL	61834	100.0000	0	24,327	24,327	0
589,909	12/07/22	S SELL	7220	100.0000	0	589,909	589,909	0
405,228	12/07/22	S SELL	13281	100.0000	0	405,228	405,228	0
52,847	12/07/22	S SELL	19936	100.0000	0	52,847	52,847	0
164,298	12/07/22	S SELL	36694	100.0000	0	164,298	164,298	0
73,101	12/07/22	S SELL	61847	100.0000	0	73,101	73,101	0
16,154	12/08/22	B BUY	7224	100.0000	0	16,154	16,154	0
3,853,546	12/08/22	B BUY	13290	100.0000	0	3,853,546	3,853,546	0
16,378	12/08/22	B BUY	19959	100.0000	0	16,378	16,378	0
29,986	12/08/22	S SELL	36729	100.0000	0	29,986	29,986	0
3,197	12/08/22	S SELL	61853	100.0000	0	3,197	3,197	0
388,524	12/09/22	S SELL	7227	100.0000	0	388,524	388,524	0
271,138	12/09/22	S SELL	19974	100.0000	0	271,138	271,138	0
41,381	12/09/22	B BUY	36759	100.0000	0	41,381	41,381	0
61,513	12/09/22	B BUY	61904	100.0000	0	61,513	61,513	0
991,623	12/12/22	S SELL	7230	100.0000	0	991,623	991,623	0
629,919	12/12/22	S SELL	13295	100.0000	0	629,919	629,919	0
79,543	12/12/22	S SELL	19986	100.0000	0	79,543	79,543	0
18,489	12/12/22	S SELL	36857	100.0000	0	18,489	18,489	0
1,370	12/12/22	B BUY	61930	100.0000	0	1,370	1,370	0

JPMorgan Investor Services — J.P.Morgan

BOILERMAKERS NATIONAL ANNUITY TRUST
E.I.N. 48-1029345 PLAN NO. 001
SCHEDULE H, LINE 4j—SCHEDULE OF REPORTABLE TRANSACTIONS (CONTINUED)
YEAR ENDED DECEMBER 31, 2022

FD495 PAGE 122
SCHEDULE H (FORM 5500 - 4J-3) BANK OF LABOR - MONTHLY C 18661
SCHEDULE OF REPORTABLE TRANSACTIONS DECEMBER 31,2021
SERIES OF TRANSACTIONS IN SAME SECURITY BASE CURRENCY: USD THROUGH DECEMBER 31,2022

DESCRIPTION OF ASSET IDENTITY OF PARTY INVOLVED				BASED ON MARKET VALUE OF PURCHASE PRICE SELLING PRICE	EXPENSES	1,250,188,787 COST OF ASSET	5% VALUE OF CURRENT VALUE	62,509,439 NET GAIN OR (LOSS)
150,915	12/13/22 S SELL	7233		100.0000	0	150,915	150,915	0
500,000	12/13/22 S SELL	13308		100.0000	0	500,000	500,000	0
63,335	12/13/22 S SELL	19990		100.0000	0	63,335	63,335	0
78,495	12/13/22 B BUY	37026		100.0000	0	78,495	78,495	0
36,565	12/13/22 S SELL	61992		100.0000	0	36,565	36,565	0
644,103	12/14/22 S SELL	7236		100.0000	0	644,103	644,103	0
9,131	12/14/22 S SELL	19993		100.0000	0	9,131	9,131	0
126,530	12/14/22 B BUY	37063		100.0000	0	126,530	126,530	0
112,829	12/14/22 B BUY	62029		100.0000	0	112,829	112,829	0
36,520	12/15/22 S SELL	7238		100.0000	0	36,520	36,520	0
250,720	12/15/22 B BUY	13321		100.0000	0	250,720	250,720	0
78,918	12/15/22 S SELL	20009		100.0000	0	78,918	78,918	0
16,472	12/15/22 S SELL	37086		100.0000	0	16,472	16,472	0
76,380	12/15/22 S SELL	62108		100.0000	0	76,380	76,380	0
219,267	12/16/22 B BUY	7240		100.0000	0	219,267	219,267	0
4,945	12/16/22 B BUY	13333		100.0000	0	4,945	4,945	0
109,895	12/16/22 S SELL	20012		100.0000	0	109,895	109,895	0
222,408	12/16/22 S SELL	37115		100.0000	0	222,408	222,408	0
44,928	12/16/22 S SELL	62166		100.0000	0	44,928	44,928	0
1,676,747	12/19/22 S SELL	7243		100.0000	0	1,676,747	1,676,747	0
167,370	12/19/22 S SELL	13337		100.0000	0	167,370	167,370	0
9,655	12/19/22 S SELL	20015		100.0000	0	9,655	9,655	0
15,982	12/19/22 S SELL	37142		100.0000	0	15,982	15,982	0
55,839	12/19/22 S SELL	62215		100.0000	0	55,839	55,839	0
714,996	12/20/22 B BUY	7248		100.0000	0	714,996	714,996	0
35,913	12/20/22 B BUY	13342		100.0000	0	35,913	35,913	0
50,601	12/20/22 S SELL	20016		100.0000	0	50,601	50,601	0
75,747	12/20/22 S SELL	37171		100.0000	0	75,747	75,747	0
86,323	12/20/22 S SELL	62245		100.0000	0	86,323	86,323	0
619,280	12/21/22 B BUY	7251		100.0000	0	619,280	619,280	0
48,290	12/21/22 B BUY	37208		100.0000	0	48,290	48,290	0
37,019	12/21/22 S SELL	62266		100.0000	0	37,019	37,019	0
183,264	12/22/22 B BUY	7253		100.0000	0	183,264	183,264	0
392,379	12/22/22 S SELL	13350		100.0000	0	392,379	392,379	0
78,439	12/22/22 B BUY	20036		100.0000	0	78,439	78,439	0
95,153	12/22/22 B BUY	37235		100.0000	0	95,153	95,153	0
142,117	12/22/22 S SELL	62287		100.0000	0	142,117	142,117	0
92,136	12/23/22 S SELL	7255		100.0000	0	92,136	92,136	0
1,493,088	12/23/22 S SELL	13351		100.0000	0	1,493,088	1,493,088	0
69,323	12/23/22 S SELL	20038		100.0000	0	69,323	69,323	0
86,856	12/23/22 S SELL	37258		100.0000	0	86,856	86,856	0
140,307	12/23/22 S SELL	62314		100.0000	0	140,307	140,307	0
108,584	12/27/22 S SELL	7257		100.0000	0	108,584	108,584	0
181,317	12/27/22 B BUY	13352		100.0000	0	181,317	181,317	0
8,156	12/27/22 S SELL	20040		100.0000	0	8,156	8,156	0
13,950	12/27/22 B BUY	37313		100.0000	0	13,950	13,950	0
10,876	12/27/22 S SELL	62322		100.0000	0	10,876	10,876	0

JPMorgan Investor Services J.P.Morgan

BOILERMAKERS NATIONAL ANNUITY TRUST
E.I.N. 48-1029345 PLAN NO. 001
SCHEDULE H, LINE 4j—SCHEDULE OF REPORTABLE TRANSACTIONS (CONTINUED)
YEAR ENDED DECEMBER 31, 2022

FD495 — PAGE 123
SCHEDULE H (FORM 5500 - 4J-3) — BANK OF LABOR - MONTHLY — C 18661
SCHEDULE OF REPORTABLE TRANSACTIONS — DECEMBER 31,2021
SERIES OF TRANSACTIONS IN SAME SECURITY — BASE CURRENCY: USD — THROUGH DECEMBER 31,2022

DESCRIPTION OF ASSET / IDENTITY OF PARTY INVOLVED				BASED ON MARKET VALUE OF PURCHASE PRICE / SELLING PRICE	EXPENSES	1,250,188,787 COST OF ASSET	5% VALUE OF CURRENT VALUE	62,509,439 NET GAIN OR (LOSS)
415,790	12/28/22 S SELL	7260		100.0000	0	415,790	415,790	0
2,038	12/28/22 B BUY	20042		100.0000	0	2,038	2,038	0
38,071	12/28/22 S SELL	37336		100.0000	0	38,071	38,071	0
12,059	12/28/22 S SELL	62340		100.0000	0	12,059	12,059	0
150,291	12/29/22 B BUY	7262		100.0000	0	150,291	150,291	0
89,424	12/29/22 S SELL	37359		100.0000	0	89,424	89,424	0
2,292	12/29/22 S SELL	62378		100.0000	0	2,292	2,292	0
1,315,184	12/30/22 B BUY	7266		100.0000	0	1,315,184	1,315,184	0
9,123	12/30/22 B BUY	13424		100.0000	0	9,123	9,123	0
4,098	12/30/22 B BUY	20048		100.0000	0	4,098	4,098	0
124,650	12/30/22 B BUY	37382		100.0000	0	124,650	124,650	0
1,340	12/30/22 S SELL	62407		100.0000	0	1,340	1,340	0
133,579,127		548	TOTAL BUYS		0	133,579,127	133,579,127	0
137,758,969		542	TOTAL SELLS		0	137,758,969	137,758,969	0
271,338,096			SECURITY TOTAL		0	271,338,096	271,338,096	0
AAQ9995S6 JPMORGAN US TREAS PLUS MMKT FUND CAPITAL SHARES - MONTHLY VARIABLE 12/31/2049								
BROKER 0800003 MEMO-MASTER NOTES/POOLED FUNDS								
66,292	01/03/22 B BUY	22536		100.0000	0	66,292	66,292	0
33,013	01/04/22 B BUY	22557		100.0000	0	33,013	33,013	0
15,046	01/05/22 B BUY	22570		100.0000	0	15,046	15,046	0
556,553	01/06/22 S SELL	22587		100.0000	0	556,553	556,553	0
476,081	01/07/22 B BUY	22612		100.0000	0	476,081	476,081	0
23,727	01/10/22 B BUY	22628		100.0000	0	23,727	23,727	0
111,642	01/11/22 B BUY	22645		100.0000	0	111,642	111,642	0
5,203	01/12/22 S SELL	22662		100.0000	0	5,203	5,203	0
2,085,123	01/13/22 B BUY	22686		100.0000	0	2,085,123	2,085,123	0
76,759	01/14/22 S SELL	22736		100.0000	0	76,759	76,759	0
674,424	01/18/22 B BUY	22760		100.0000	0	674,424	674,424	0
417,718	01/19/22 S SELL	22783		100.0000	0	417,718	417,718	0
13,008	01/20/22 B BUY	22801		100.0000	0	13,008	13,008	0
374,689	01/21/22 S SELL	22819		100.0000	0	374,689	374,689	0
65,492	01/24/22 B BUY	22838		100.0000	0	65,492	65,492	0
216,120	01/25/22 B BUY	22871		100.0000	0	216,120	216,120	0
419,160	01/26/22 B BUY	22905		100.0000	0	419,160	419,160	0
30,919	01/27/22 B BUY	22921		100.0000	0	30,919	30,919	0
31,211	01/28/22 S SELL	22940		100.0000	0	31,211	31,211	0
2,589,708	01/31/22 B BUY	22954		100.0000	0	2,589,708	2,589,708	0
55,030	02/01/22 B BUY	23024		100.0000	0	55,030	55,030	0
5,668,763	02/02/22 S SELL	23041		100.0000	0	5,668,763	5,668,763	0
7,382	02/03/22 S SELL	23055		100.0000	0	7,382	7,382	0
80,848	02/04/22 S SELL	23069		100.0000	0	80,848	80,848	0
15,901	02/07/22 B BUY	23093		100.0000	0	15,901	15,901	0
20,678	02/08/22 B BUY	23113		100.0000	0	20,678	20,678	0

JPMorgan Investor Services — J.P.Morgan

BOILERMAKERS NATIONAL ANNUITY TRUST
E.I.N. 48-1029345 PLAN NO. 001
SCHEDULE H, LINE 4j—SCHEDULE OF REPORTABLE TRANSACTIONS (CONTINUED)
YEAR ENDED DECEMBER 31, 2022

FD495 — PAGE 124
SCHEDULE H (FORM 5500 - 4J-3) — BANK OF LABOR - MONTHLY — C 18661
SCHEDULE OF REPORTABLE TRANSACTIONS — DECEMBER 31,2021
SERIES OF TRANSACTIONS IN SAME SECURITY — BASE CURRENCY: USD — THROUGH DECEMBER 31,2022

DESCRIPTION OF ASSET IDENTITY OF PARTY INVOLVED		BASED ON MARKET VALUE OF PURCHASE PRICE SELLING PRICE	EXPENSES	1,250,188,787 COST OF ASSET	5% VALUE OF CURRENT VALUE	62,509,439 NET GAIN OR (LOSS)
490,643 02/09/22 B BUY	23129	100.0000	0	490,643	490,643	0
268,875 02/10/22 B BUY	23151	100.0000	0	268,875	268,875	0
132,692 02/11/22 S SELL	23166	100.0000	0	132,692	132,692	0
393,754 02/14/22 S SELL	23185	100.0000	0	393,754	393,754	0
148,964 02/15/22 B BUY	23237	100.0000	0	148,964	148,964	0
9,912 02/16/22 B BUY	23259	100.0000	0	9,912	9,912	0
960,522 02/17/22 B BUY	23283	100.0000	0	960,522	960,522	0
545,766 02/18/22 S SELL	23300	100.0000	0	545,766	545,766	0
266,855 02/22/22 S SELL	23319	100.0000	0	266,855	266,855	0
16,378 02/23/22 S SELL	23371	100.0000	0	16,378	16,378	0
4,258 02/24/22 B BUY	23390	100.0000	0	4,258	4,258	0
1,372,248 02/25/22 B BUY	23430	100.0000	0	1,372,248	1,372,248	0
2,495,124 02/28/22 S SELL	23449	100.0000	0	2,495,124	2,495,124	0
66,386 03/01/22 B BUY	23522	100.0000	0	66,386	66,386	0
12,974 03/02/22 S SELL	23537	100.0000	0	12,974	12,974	0
3,181 03/03/22 S SELL	23552	100.0000	0	3,181	3,181	0
268,865 03/04/22 S SELL	23568	100.0000	0	268,865	268,865	0
13,984 03/07/22 S SELL	23600	100.0000	0	13,984	13,984	0
97,311 03/08/22 B BUY	23617	100.0000	0	97,311	97,311	0
248,193 03/09/22 S SELL	23631	100.0000	0	248,193	248,193	0
414,020 03/10/22 B BUY	23651	100.0000	0	414,020	414,020	0
254,523 03/11/22 B BUY	23668	100.0000	0	254,523	254,523	0
243,899 03/14/22 S SELL	23683	100.0000	0	243,899	243,899	0
138,538 03/15/22 S SELL	23744	100.0000	0	138,538	138,538	0
39,196 03/16/22 B BUY	23765	100.0000	0	39,196	39,196	0
9,375 03/17/22 S SELL	23778	100.0000	0	9,375	9,375	0
5,172 03/18/22 B BUY	23799	100.0000	0	5,172	5,172	0
959,618 03/21/22 B BUY	23819	100.0000	0	959,618	959,618	0
165,797 03/22/22 B BUY	23835	100.0000	0	165,797	165,797	0
3,070 03/23/22 B BUY	23847	100.0000	0	3,070	3,070	0
760,570 03/24/22 S SELL	23864	100.0000	0	760,570	760,570	0
154,999 03/25/22 B BUY	23896	100.0000	0	154,999	154,999	0
57,737 03/28/22 B BUY	23909	100.0000	0	57,737	57,737	0
13,689 03/29/22 S SELL	23934	100.0000	0	13,689	13,689	0
213,297 03/30/22 S SELL	23953	100.0000	0	213,297	213,297	0
48,882 03/31/22 S SELL	23965	100.0000	0	48,882	48,882	0
208,264 04/01/22 B BUY	24042	100.0000	0	208,264	208,264	0
32,990 04/04/22 S SELL	24062	100.0000	0	32,990	32,990	0
327,030 04/05/22 S SELL	24074	100.0000	0	327,030	327,030	0
261,052 04/06/22 S SELL	24088	100.0000	0	261,052	261,052	0
424,801 04/07/22 B BUY	24106	100.0000	0	424,801	424,801	0
1,470 04/08/22 B BUY	24121	100.0000	0	1,470	1,470	0
995,239 04/11/22 B BUY	24136	100.0000	0	995,239	995,239	0
4,818 04/12/22 B BUY	24155	100.0000	0	4,818	4,818	0
51,398 04/13/22 S SELL	24167	100.0000	0	51,398	51,398	0
511,289 04/14/22 S SELL	24209	100.0000	0	511,289	511,289	0
180,138 04/18/22 S SELL	24229	100.0000	0	180,138	180,138	0

JPMorgan Investor Services — J.P.Morgan

BOILERMAKERS NATIONAL ANNUITY TRUST
E.I.N. 48-1029345 PLAN NO. 001
SCHEDULE H, LINE 4j—SCHEDULE OF REPORTABLE TRANSACTIONS (CONTINUED)
YEAR ENDED DECEMBER 31, 2022

FD495 — PAGE 125
SCHEDULE H (FORM 5500 - 4J-3) — BANK OF LABOR - MONTHLY — C 18661
SCHEDULE OF REPORTABLE TRANSACTIONS — DECEMBER 31,2021
SERIES OF TRANSACTIONS IN SAME SECURITY — BASE CURRENCY: USD — THROUGH DECEMBER 31,2022

DESCRIPTION OF ASSET IDENTITY OF PARTY INVOLVED			BASED ON MARKET VALUE OF PURCHASE PRICE SELLING PRICE	EXPENSES	1,250,188,787 COST OF ASSET	5% VALUE OF CURRENT VALUE	62,509,439 NET GAIN OR (LOSS)
130,569	04/19/22 B BUY	24251	100.0000	0	130,569	130,569	0
435,772	04/20/22 S SELL	24276	100.0000	0	435,772	435,772	0
1,117,627	04/21/22 B BUY	24302	100.0000	0	1,117,627	1,117,627	0
538,233	04/22/22 S SELL	24318	100.0000	0	538,233	538,233	0
596,350	04/25/22 B BUY	24352	100.0000	0	596,350	596,350	0
596,406	04/26/22 S SELL	24372	100.0000	0	596,406	596,406	0
96,163	04/27/22 B BUY	24383	100.0000	0	96,163	96,163	0
98,629	04/28/22 B BUY	24402	100.0000	0	98,629	98,629	0
14,630	04/29/22 S SELL	24461	100.0000	0	14,630	14,630	0
1,563,073	05/02/22 B BUY	24486	100.0000	0	1,563,073	1,563,073	0
529,975	05/03/22 B BUY	24512	100.0000	0	529,975	529,975	0
602,768	05/04/22 B BUY	24526	100.0000	0	602,768	602,768	0
268,779	05/05/22 B BUY	24537	100.0000	0	268,779	268,779	0
59,070	05/06/22 S SELL	24557	100.0000	0	59,070	59,070	0
22,151	05/09/22 B BUY	24571	100.0000	0	22,151	22,151	0
35,438	05/10/22 B BUY	24582	100.0000	0	35,438	35,438	0
14,672	05/11/22 B BUY	24596	100.0000	0	14,672	14,672	0
30,711	05/12/22 B BUY	24609	100.0000	0	30,711	30,711	0
59,390	05/13/22 B BUY	24658	100.0000	0	59,390	59,390	0
76,253	05/16/22 S SELL	24673	100.0000	0	76,253	76,253	0
145,180	05/17/22 S SELL	24698	100.0000	0	145,180	145,180	0
49,479	05/18/22 S SELL	24715	100.0000	0	49,479	49,479	0
2,415,307	05/19/22 S SELL	24730	100.0000	0	2,415,307	2,415,307	0
42,174	05/20/22 B BUY	24761	100.0000	0	42,174	42,174	0
227,110	05/23/22 B BUY	24781	100.0000	0	227,110	227,110	0
468,095	05/24/22 S SELL	24799	100.0000	0	468,095	468,095	0
1,213,166	05/25/22 B BUY	24842	100.0000	0	1,213,166	1,213,166	0
317,832	05/26/22 B BUY	24885	100.0000	0	317,832	317,832	0
1,602,601	05/27/22 S SELL	24897	100.0000	0	1,602,601	1,602,601	0
110,683	05/31/22 S SELL	24914	100.0000	0	110,683	110,683	0
505,577	06/01/22 B BUY	24986	100.0000	0	505,577	505,577	0
96,521	06/02/22 B BUY	25001	100.0000	0	96,521	96,521	0
176,576	06/03/22 B BUY	25015	100.0000	0	176,576	176,576	0
218,188	06/06/22 B BUY	25032	100.0000	0	218,188	218,188	0
25,399	06/07/22 S SELL	25072	100.0000	0	25,399	25,399	0
53,941	06/08/22 B BUY	25083	100.0000	0	53,941	53,941	0
602,511	06/09/22 S SELL	25095	100.0000	0	602,511	602,511	0
17,066	06/10/22 S SELL	25109	100.0000	0	17,066	17,066	0
113,233	06/13/22 S SELL	25123	100.0000	0	113,233	113,233	0
180,734	06/14/22 B BUY	25136	100.0000	0	180,734	180,734	0
1,576,722	06/15/22 B BUY	25192	100.0000	0	1,576,722	1,576,722	0
84,422	06/16/22 B BUY	25215	100.0000	0	84,422	84,422	0
334,372	06/17/22 B BUY	25234	100.0000	0	334,372	334,372	0
2,400,687	06/21/22 S SELL	25249	100.0000	0	2,400,687	2,400,687	0
329,374	06/22/22 B BUY	25266	100.0000	0	329,374	329,374	0
156,980	06/23/22 B BUY	25277	100.0000	0	156,980	156,980	0
50,835	06/24/22 B BUY	25306	100.0000	0	50,835	50,835	0

JPMorgan Investor Services — J.P.Morgan

BOILERMAKERS NATIONAL ANNUITY TRUST
E.I.N. 48-1029345 PLAN NO. 001
SCHEDULE H, LINE 4j—SCHEDULE OF REPORTABLE TRANSACTIONS (CONTINUED)
YEAR ENDED DECEMBER 31, 2022

FD495 — PAGE 126
SCHEDULE H (FORM 5500 - 4J-3) — BANK OF LABOR - MONTHLY — C 18661
SCHEDULE OF REPORTABLE TRANSACTIONS — DECEMBER 31,2021
SERIES OF TRANSACTIONS IN SAME SECURITY — BASE CURRENCY: USD — THROUGH DECEMBER 31,2022

DESCRIPTION OF ASSET IDENTITY OF PARTY INVOLVED			BASED ON MARKET VALUE OF PURCHASE PRICE SELLING PRICE	1,250,188,787 EXPENSES	5% VALUE OF COST OF ASSET	62,509,439 CURRENT VALUE	NET GAIN OR (LOSS)
153,247	06/27/22 B BUY	25339	100.0000	0	153,247	153,247	0
4,053	06/28/22 S SELL	25360	100.0000	0	4,053	4,053	0
274,778	06/29/22 S SELL	25372	100.0000	0	274,778	274,778	0
565,100	06/30/22 S SELL	25386	100.0000	0	565,100	565,100	0
414,091	07/01/22 B BUY	25457	100.0000	0	414,091	414,091	0
1,855,446	07/05/22 B BUY	25472	100.0000	0	1,855,446	1,855,446	0
56,750	07/06/22 B BUY	25485	100.0000	0	56,750	56,750	0
838,629	07/07/22 S SELL	25501	100.0000	0	838,629	838,629	0
1,250,581	07/08/22 S SELL	25528	100.0000	0	1,250,581	1,250,581	0
45,517	07/11/22 S SELL	25543	100.0000	0	45,517	45,517	0
281,158	07/12/22 B BUY	25559	100.0000	0	281,158	281,158	0
465,355	07/13/22 B BUY	25575	100.0000	0	465,355	465,355	0
98,113	07/14/22 B BUY	25590	100.0000	0	98,113	98,113	0
714,907	07/15/22 S SELL	25640	100.0000	0	714,907	714,907	0
16,256	07/18/22 B BUY	25659	100.0000	0	16,256	16,256	0
13,732	07/19/22 S SELL	25675	100.0000	0	13,732	13,732	0
185,661	07/20/22 S SELL	25691	100.0000	0	185,661	185,661	0
81,753	07/21/22 S SELL	25709	100.0000	0	81,753	81,753	0
1,215,232	07/22/22 B BUY	25727	100.0000	0	1,215,232	1,215,232	0
710,853	07/25/22 S SELL	25767	100.0000	0	710,853	710,853	0
225,224	07/26/22 S SELL	25797	100.0000	0	225,224	225,224	0
708,455	07/27/22 S SELL	25810	100.0000	0	708,455	708,455	0
48,547	07/28/22 B BUY	25830	100.0000	0	48,547	48,547	0
159,662	07/29/22 B BUY	25848	100.0000	0	159,662	159,662	0
1,018,936	08/01/22 B BUY	25917	100.0000	0	1,018,936	1,018,936	0
565,021	08/02/22 S SELL	25936	100.0000	0	565,021	565,021	0
133,327	08/03/22 S SELL	25953	100.0000	0	133,327	133,327	0
194,188	08/04/22 B BUY	25970	100.0000	0	194,188	194,188	0
139,404	08/05/22 S SELL	25994	100.0000	0	139,404	139,404	0
463,431	08/08/22 S SELL	26010	100.0000	0	463,431	463,431	0
237,158	08/09/22 S SELL	26027	100.0000	0	237,158	237,158	0
537,548	08/10/22 B BUY	26044	100.0000	0	537,548	537,548	0
869,788	08/11/22 S SELL	26057	100.0000	0	869,788	869,788	0
46,652	08/12/22 S SELL	26087	100.0000	0	46,652	46,652	0
1,108,022	08/15/22 B BUY	26145	100.0000	0	1,108,022	1,108,022	0
272,976	08/16/22 S SELL	26172	100.0000	0	272,976	272,976	0
30,265	08/17/22 S SELL	26188	100.0000	0	30,265	30,265	0
825,437	08/18/22 S SELL	26204	100.0000	0	825,437	825,437	0
36,158	08/19/22 B BUY	26219	100.0000	0	36,158	36,158	0
644,115	08/22/22 B BUY	26230	100.0000	0	644,115	644,115	0
521,295	08/23/22 S SELL	26245	100.0000	0	521,295	521,295	0
392,518	08/24/22 S SELL	26257	100.0000	0	392,518	392,518	0
95,908	08/25/22 B BUY	26298	100.0000	0	95,908	95,908	0
853,281	08/26/22 S SELL	26346	100.0000	0	853,281	853,281	0
19,773	08/29/22 S SELL	26357	100.0000	0	19,773	19,773	0
59,797	08/30/22 S SELL	26368	100.0000	0	59,797	59,797	0
5,235	08/31/22 S SELL	26379	100.0000	0	5,235	5,235	0

JPMorgan Investor Services — J.P.Morgan

BOILERMAKERS NATIONAL ANNUITY TRUST
E.I.N. 48-1029345 PLAN NO. 001
SCHEDULE H, LINE 4j—SCHEDULE OF REPORTABLE TRANSACTIONS (CONTINUED)
YEAR ENDED DECEMBER 31, 2022

FD495 — PAGE 127
SCHEDULE H (FORM 5500 - 4J-3) — BANK OF LABOR - MONTHLY — C 18661
SCHEDULE OF REPORTABLE TRANSACTIONS — DECEMBER 31,2021
SERIES OF TRANSACTIONS IN SAME SECURITY — BASE CURRENCY: USD — THROUGH DECEMBER 31,2022

DESCRIPTION OF ASSET IDENTITY OF PARTY INVOLVED			BASED ON MARKET VALUE OF PURCHASE PRICE SELLING PRICE	1,250,188,787 EXPENSES	5% VALUE OF COST OF ASSET	62,509,439 CURRENT VALUE	NET GAIN OR (LOSS)
162,274	09/01/22 S SELL	26450	100.0000	0	162,274	162,274	0
106,740	09/02/22 S SELL	26463	100.0000	0	106,740	106,740	0
91,600	09/06/22 B BUY	26477	100.0000	0	91,600	91,600	0
129,344	09/07/22 S SELL	26497	100.0000	0	129,344	129,344	0
1,399,560	09/08/22 B BUY	26524	100.0000	0	1,399,560	1,399,560	0
42,003	09/09/22 S SELL	26542	100.0000	0	42,003	42,003	0
827,770	09/12/22 B BUY	26553	100.0000	0	827,770	827,770	0
703,049	09/13/22 S SELL	26566	100.0000	0	703,049	703,049	0
508,585	09/14/22 S SELL	26577	100.0000	0	508,585	508,585	0
862,168	09/15/22 B BUY	26625	100.0000	0	862,168	862,168	0
37,740	09/16/22 S SELL	26649	100.0000	0	37,740	37,740	0
462,528	09/19/22 S SELL	26667	100.0000	0	462,528	462,528	0
69,310	09/20/22 B BUY	26688	100.0000	0	69,310	69,310	0
409,296	09/21/22 B BUY	26716	100.0000	0	409,296	409,296	0
274,042	09/22/22 S SELL	26731	100.0000	0	274,042	274,042	0
469,181	09/23/22 S SELL	26755	100.0000	0	469,181	469,181	0
108,060	09/26/22 B BUY	26772	100.0000	0	108,060	108,060	0
172,141	09/27/22 S SELL	26791	100.0000	0	172,141	172,141	0
61,531	09/28/22 S SELL	26802	100.0000	0	61,531	61,531	0
269,015	09/29/22 B BUY	26814	100.0000	0	269,015	269,015	0
52,640	09/30/22 S SELL	26869	100.0000	0	52,640	52,640	0
111,261	10/03/22 S SELL	26890	100.0000	0	111,261	111,261	0
286,954	10/04/22 B BUY	26904	100.0000	0	286,954	286,954	0
40,414	10/05/22 B BUY	26915	100.0000	0	40,414	40,414	0
137,365	10/06/22 S SELL	26928	100.0000	0	137,365	137,365	0
156,521	10/07/22 S SELL	26947	100.0000	0	156,521	156,521	0
221,146	10/11/22 S SELL	26966	100.0000	0	221,146	221,146	0
24,313	10/12/22 B BUY	26982	100.0000	0	24,313	24,313	0
52,744	10/13/22 B BUY	26995	100.0000	0	52,744	52,744	0
102,559	10/14/22 B BUY	27047	100.0000	0	102,559	102,559	0
15,368	10/17/22 S SELL	27066	100.0000	0	15,368	15,368	0
388,301	10/18/22 S SELL	27088	100.0000	0	388,301	388,301	0
287,371	10/19/22 S SELL	27103	100.0000	0	287,371	287,371	0
113,346	10/20/22 S SELL	27129	100.0000	0	113,346	113,346	0
100,441	10/21/22 S SELL	27147	100.0000	0	100,441	100,441	0
721,509	10/24/22 B BUY	27165	100.0000	0	721,509	721,509	0
210,938	10/25/22 S SELL	27203	100.0000	0	210,938	210,938	0
129,611	10/26/22 B BUY	27225	100.0000	0	129,611	129,611	0
89,477	10/27/22 B BUY	27239	100.0000	0	89,477	89,477	0
95,913	10/28/22 B BUY	27258	100.0000	0	95,913	95,913	0
436,007	10/31/22 S SELL	27279	100.0000	0	436,007	436,007	0
708,934	11/01/22 B BUY	27339	100.0000	0	708,934	708,934	0
251,341	11/02/22 S SELL	27359	100.0000	0	251,341	251,341	0
248,178	11/03/22 S SELL	27373	100.0000	0	248,178	248,178	0
643,502	11/04/22 S SELL	27390	100.0000	0	643,502	643,502	0
1,153,450	11/07/22 B BUY	27410	100.0000	0	1,153,450	1,153,450	0
387,083	11/08/22 S SELL	27429	100.0000	0	387,083	387,083	0

JPMorgan Investor Services — J.P.Morgan

BOILERMAKERS NATIONAL ANNUITY TRUST
E.I.N. 48-1029345 PLAN NO. 001
SCHEDULE H, LINE 4j—SCHEDULE OF REPORTABLE TRANSACTIONS (CONTINUED)
YEAR ENDED DECEMBER 31, 2022

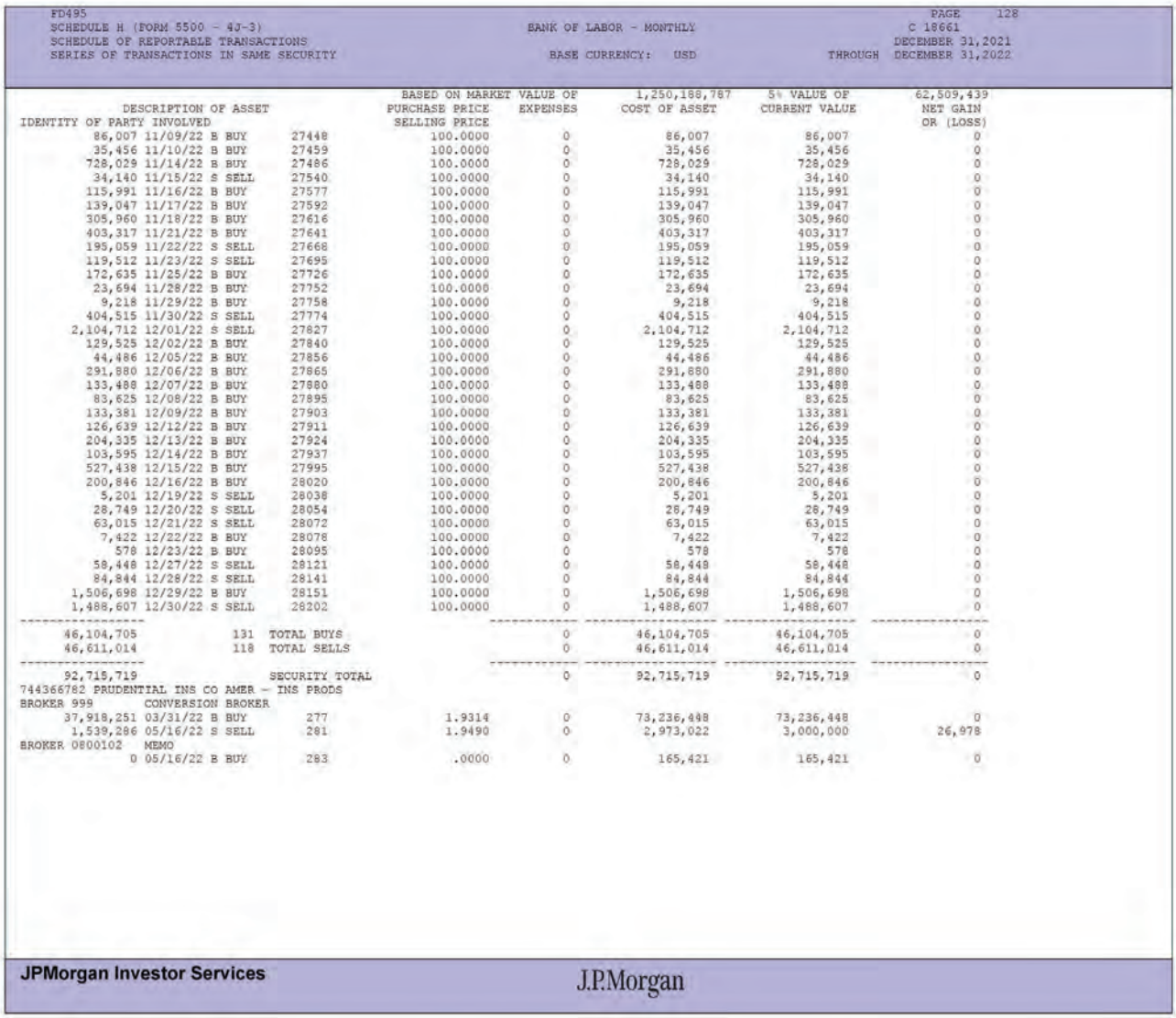

FD495 — PAGE 128
SCHEDULE H (FORM 5500 - 4J-3) — BANK OF LABOR - MONTHLY — C 18661
SCHEDULE OF REPORTABLE TRANSACTIONS — DECEMBER 31,2021
SERIES OF TRANSACTIONS IN SAME SECURITY — BASE CURRENCY: USD — THROUGH DECEMBER 31,2022

DESCRIPTION OF ASSET / IDENTITY OF PARTY INVOLVED				BASED ON MARKET VALUE OF PURCHASE PRICE / SELLING PRICE	EXPENSES	1,250,188,787 COST OF ASSET	5% VALUE OF CURRENT VALUE	62,509,439 NET GAIN OR (LOSS)
86,007	11/09/22 B BUY	27448		100.0000	0	86,007	86,007	0
35,456	11/10/22 B BUY	27459		100.0000	0	35,456	35,456	0
728,029	11/14/22 B BUY	27486		100.0000	0	728,029	728,029	0
34,140	11/15/22 S SELL	27540		100.0000	0	34,140	34,140	0
115,991	11/16/22 B BUY	27577		100.0000	0	115,991	115,991	0
139,047	11/17/22 B BUY	27592		100.0000	0	139,047	139,047	0
305,960	11/18/22 B BUY	27616		100.0000	0	305,960	305,960	0
403,317	11/21/22 B BUY	27641		100.0000	0	403,317	403,317	0
195,059	11/22/22 S SELL	27668		100.0000	0	195,059	195,059	0
119,512	11/23/22 S SELL	27695		100.0000	0	119,512	119,512	0
172,635	11/25/22 B BUY	27726		100.0000	0	172,635	172,635	0
23,694	11/28/22 B BUY	27752		100.0000	0	23,694	23,694	0
9,218	11/29/22 B BUY	27758		100.0000	0	9,218	9,218	0
404,515	11/30/22 S SELL	27774		100.0000	0	404,515	404,515	0
2,104,712	12/01/22 S SELL	27827		100.0000	0	2,104,712	2,104,712	0
129,525	12/02/22 B BUY	27840		100.0000	0	129,525	129,525	0
44,486	12/05/22 B BUY	27856		100.0000	0	44,486	44,486	0
291,880	12/06/22 B BUY	27865		100.0000	0	291,880	291,880	0
133,488	12/07/22 B BUY	27880		100.0000	0	133,488	133,488	0
83,625	12/08/22 B BUY	27895		100.0000	0	83,625	83,625	0
133,381	12/09/22 B BUY	27903		100.0000	0	133,381	133,381	0
126,639	12/12/22 B BUY	27911		100.0000	0	126,639	126,639	0
204,335	12/13/22 B BUY	27924		100.0000	0	204,335	204,335	0
103,595	12/14/22 B BUY	27937		100.0000	0	103,595	103,595	0
527,438	12/15/22 B BUY	27995		100.0000	0	527,438	527,438	0
200,846	12/16/22 B BUY	28020		100.0000	0	200,846	200,846	0
5,201	12/19/22 S SELL	28038		100.0000	0	5,201	5,201	0
28,749	12/20/22 S SELL	28054		100.0000	0	28,749	28,749	0
63,015	12/21/22 S SELL	28072		100.0000	0	63,015	63,015	0
7,422	12/22/22 B BUY	28078		100.0000	0	7,422	7,422	0
578	12/23/22 B BUY	28095		100.0000	0	578	578	0
58,448	12/27/22 S SELL	28121		100.0000	0	58,448	58,448	0
84,844	12/28/22 S SELL	28141		100.0000	0	84,844	84,844	0
1,506,698	12/29/22 B BUY	28151		100.0000	0	1,506,698	1,506,698	0
1,488,607	12/30/22 S SELL	28202		100.0000	0	1,488,607	1,488,607	0
46,104,705		131	TOTAL BUYS		0	46,104,705	46,104,705	0
46,611,014		118	TOTAL SELLS		0	46,611,014	46,611,014	0
92,715,719			SECURITY TOTAL		0	92,715,719	92,715,719	0
744366782 PRUDENTIAL INS CO AMER - INS PRODS								
BROKER 999	CONVERSION BROKER							
37,918,251	03/31/22 B BUY	277		1.9314	0	73,236,448	73,236,448	0
1,539,286	05/16/22 S SELL	281		1.9490	0	2,973,022	3,000,000	26,978
BROKER 0800102	MEMO							
0	05/16/22 B BUY	283		.0000	0	165,421	165,421	0

JPMorgan Investor Services — J.P.Morgan

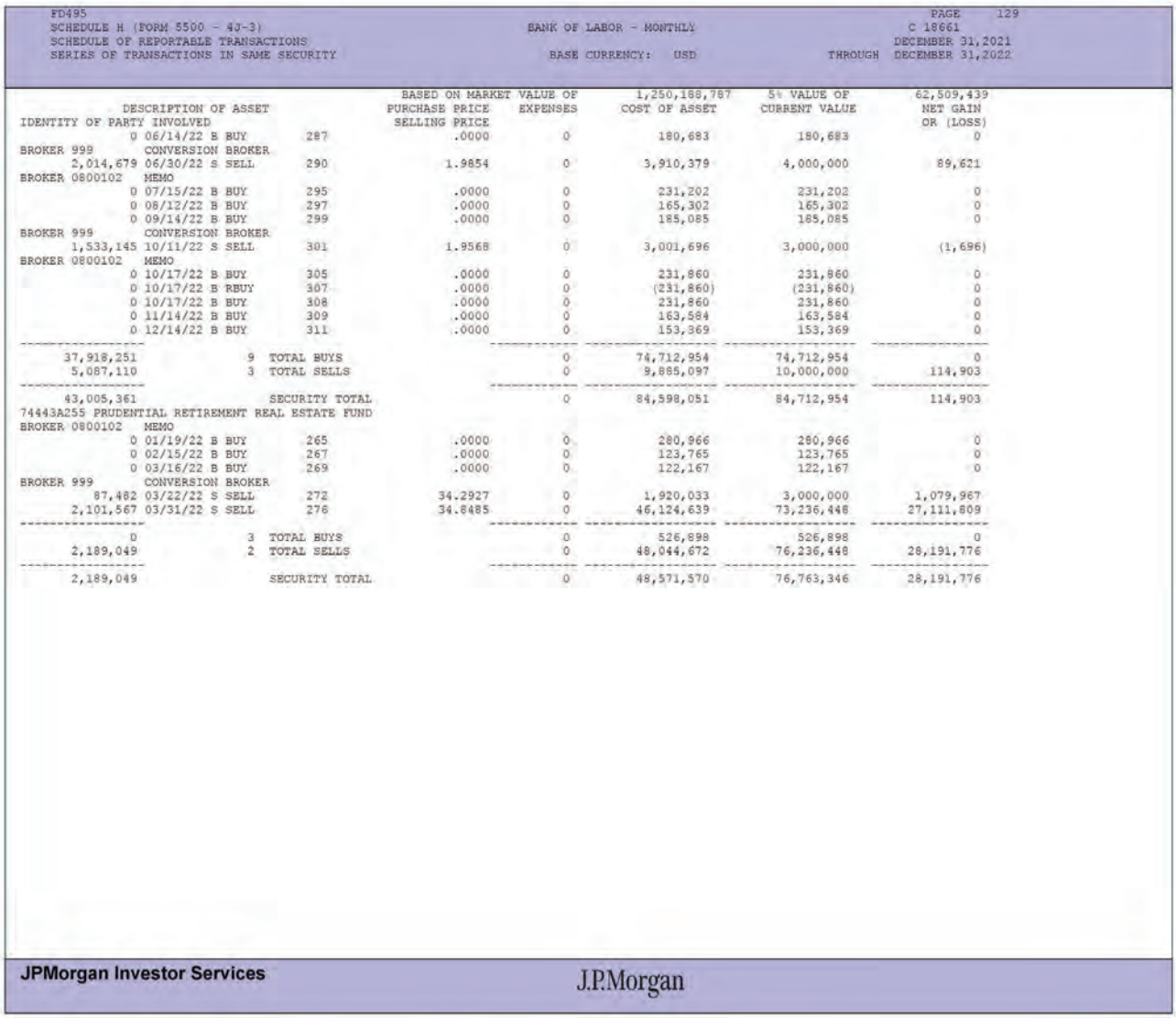

FD495 — PAGE 129
SCHEDULE H (FORM 5500 - 4J-3) — BANK OF LABOR - MONTHLY — C 18661
SCHEDULE OF REPORTABLE TRANSACTIONS — BASE CURRENCY: USD — THROUGH DECEMBER 31,2022
SERIES OF TRANSACTIONS IN SAME SECURITY — DECEMBER 31,2021

DESCRIPTION OF ASSET / IDENTITY OF PARTY INVOLVED			BASED ON MARKET VALUE OF PURCHASE PRICE / SELLING PRICE	EXPENSES	1,250,188,787 COST OF ASSET	5% VALUE OF CURRENT VALUE	62,509,439 NET GAIN OR (LOSS)
0	06/14/22 B BUY	287	.0000	0	180,683	180,683	0
BROKER 999	CONVERSION BROKER						
2,014,679	06/30/22 S SELL	290	1.9854	0	3,910,379	4,000,000	89,621
BROKER 0800102	MEMO						
0	07/15/22 B BUY	295	.0000	0	231,202	231,202	0
0	08/12/22 B BUY	297	.0000	0	165,302	165,302	0
0	09/14/22 B BUY	299	.0000	0	185,085	185,085	0
BROKER 999	CONVERSION BROKER						
1,533,145	10/11/22 S SELL	301	1.9568	0	3,001,696	3,000,000	(1,696)
BROKER 0800102	MEMO						
0	10/17/22 B BUY	305	.0000	0	231,860	231,860	0
0	10/17/22 B RBUY	307	.0000	0	(231,860)	(231,860)	0
0	10/17/22 B BUY	308	.0000	0	231,860	231,860	0
0	11/14/22 B BUY	309	.0000	0	163,584	163,584	0
0	12/14/22 B BUY	311	.0000	0	153,369	153,369	0
37,918,251		9	TOTAL BUYS	0	74,712,954	74,712,954	0
5,087,110		3	TOTAL SELLS	0	9,885,097	10,000,000	114,903
43,005,361			SECURITY TOTAL	0	84,598,051	84,712,954	114,903
74443A255	PRUDENTIAL RETIREMENT REAL ESTATE FUND						
BROKER 0800102	MEMO						
0	01/19/22 B BUY	265	.0000	0	280,966	280,966	0
0	02/15/22 B BUY	267	.0000	0	123,765	123,765	0
0	03/16/22 B BUY	269	.0000	0	122,167	122,167	0
BROKER 999	CONVERSION BROKER						
87,482	03/22/22 S SELL	272	34.2927	0	1,920,033	3,000,000	1,079,967
2,101,567	03/31/22 S SELL	276	34.8485	0	46,124,639	73,236,448	27,111,809
0		3	TOTAL BUYS	0	526,898	526,898	0
2,189,049		2	TOTAL SELLS	0	48,044,672	76,236,448	28,191,776
2,189,049			SECURITY TOTAL	0	48,571,570	76,763,346	28,191,776

JPMorgan Investor Services — J.P.Morgan



CLA (CliftonLarsonAllen LLP) is a network member of CLA Global. See CLAglobal.com/disclaimer. Investment advisory services are offered through CliftonLarsonAllen Wealth Advisors, LLC, an SEC-registered investment advisor.

BOILERMAKERS NATIONAL ANNUITY TRUST
E.I.N. 48-1029345 PLAN NO. 001
SCHEDULE H, LINE 4j—SCHEDULE OF REPORTABLE TRANSACTIONS
YEAR ENDED DECEMBER 31, 2022

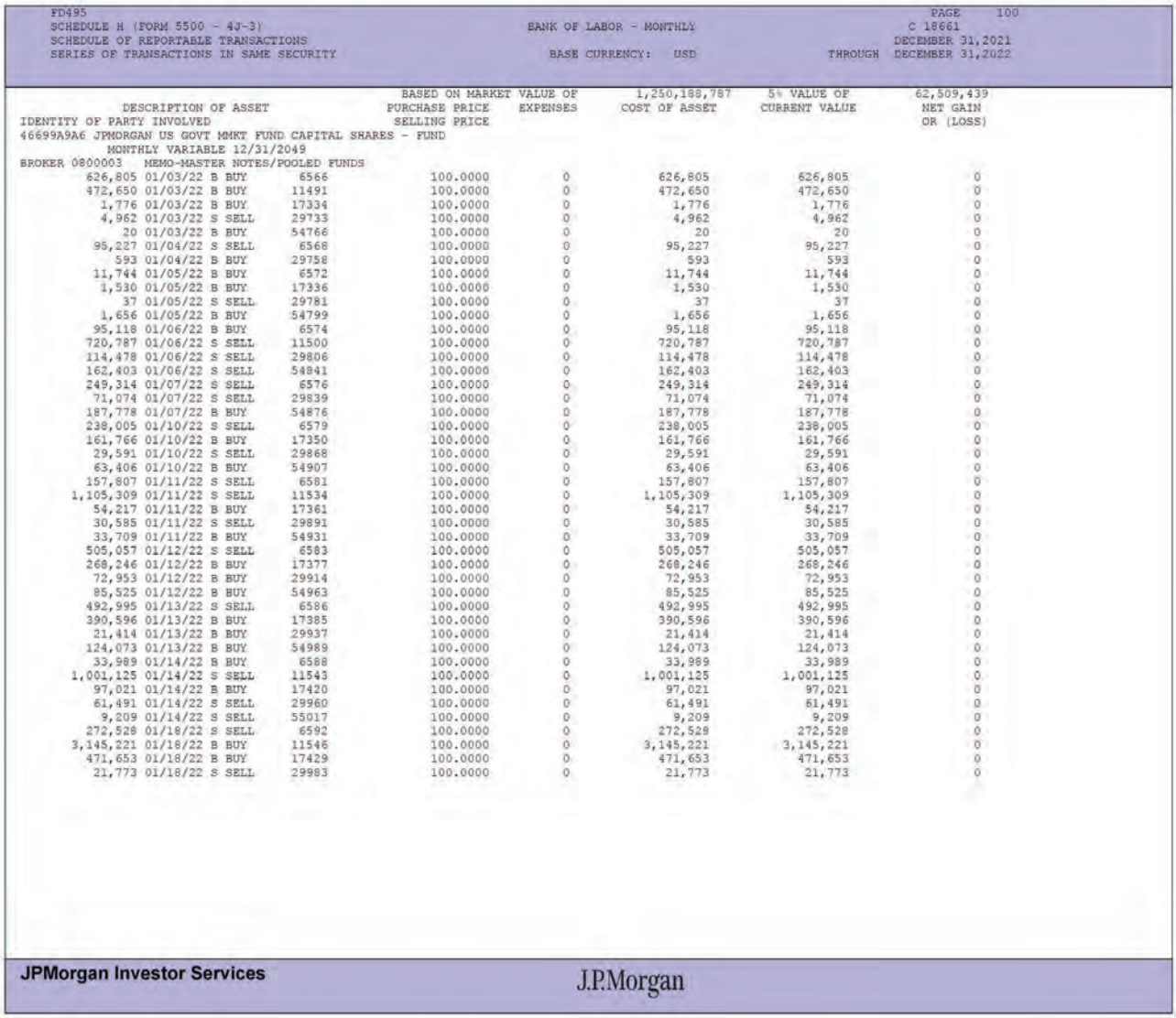

FD495 — PAGE 100
SCHEDULE H (FORM 5500 - 4J-3) — BANK OF LABOR - MONTHLY — C 18661
SCHEDULE OF REPORTABLE TRANSACTIONS — DECEMBER 31,2021
SERIES OF TRANSACTIONS IN SAME SECURITY — BASE CURRENCY: USD — THROUGH DECEMBER 31,2022

DESCRIPTION OF ASSET / IDENTITY OF PARTY INVOLVED				BASED ON MARKET VALUE OF PURCHASE PRICE / SELLING PRICE	EXPENSES	1,250,188,787 COST OF ASSET	5% VALUE OF CURRENT VALUE	62,509,439 NET GAIN OR (LOSS)
46699A9A6 JPMORGAN US GOVT MMKT FUND CAPITAL SHARES - FUND								
MONTHLY VARIABLE 12/31/2049								
BROKER 0800003 MEMO-MASTER NOTES/POOLED FUNDS								
626,805	01/03/22	B BUY	6566	100.0000	0	626,805	626,805	0
472,650	01/03/22	B BUY	11491	100.0000	0	472,650	472,650	0
1,776	01/03/22	B BUY	17334	100.0000	0	1,776	1,776	0
4,962	01/03/22	S SELL	29733	100.0000	0	4,962	4,962	0
20	01/03/22	B BUY	54766	100.0000	0	20	20	0
95,227	01/04/22	S SELL	6568	100.0000	0	95,227	95,227	0
593	01/04/22	B BUY	29758	100.0000	0	593	593	0
11,744	01/05/22	B BUY	6572	100.0000	0	11,744	11,744	0
1,530	01/05/22	B BUY	17336	100.0000	0	1,530	1,530	0
37	01/05/22	S SELL	29781	100.0000	0	37	37	0
1,656	01/05/22	B BUY	54799	100.0000	0	1,656	1,656	0
95,118	01/06/22	B BUY	6574	100.0000	0	95,118	95,118	0
720,787	01/06/22	S SELL	11500	100.0000	0	720,787	720,787	0
114,478	01/06/22	S SELL	29806	100.0000	0	114,478	114,478	0
162,403	01/06/22	S SELL	54841	100.0000	0	162,403	162,403	0
249,314	01/07/22	S SELL	6576	100.0000	0	249,314	249,314	0
71,074	01/07/22	S SELL	29839	100.0000	0	71,074	71,074	0
187,778	01/07/22	B BUY	54876	100.0000	0	187,778	187,778	0
238,005	01/10/22	S SELL	6579	100.0000	0	238,005	238,005	0
161,766	01/10/22	B BUY	17350	100.0000	0	161,766	161,766	0
29,591	01/10/22	S SELL	29868	100.0000	0	29,591	29,591	0
63,406	01/10/22	B BUY	54907	100.0000	0	63,406	63,406	0
157,807	01/11/22	S SELL	6581	100.0000	0	157,807	157,807	0
1,105,309	01/11/22	S SELL	11534	100.0000	0	1,105,309	1,105,309	0
54,217	01/11/22	B BUY	17361	100.0000	0	54,217	54,217	0
30,585	01/11/22	S SELL	29891	100.0000	0	30,585	30,585	0
33,709	01/11/22	B BUY	54931	100.0000	0	33,709	33,709	0
505,057	01/12/22	S SELL	6583	100.0000	0	505,057	505,057	0
268,246	01/12/22	B BUY	17377	100.0000	0	268,246	268,246	0
72,953	01/12/22	B BUY	29914	100.0000	0	72,953	72,953	0
85,525	01/12/22	B BUY	54963	100.0000	0	85,525	85,525	0
492,995	01/13/22	S SELL	6586	100.0000	0	492,995	492,995	0
390,596	01/13/22	B BUY	17385	100.0000	0	390,596	390,596	0
21,414	01/13/22	B BUY	29937	100.0000	0	21,414	21,414	0
124,073	01/13/22	B BUY	54989	100.0000	0	124,073	124,073	0
33,989	01/14/22	B BUY	6588	100.0000	0	33,989	33,989	0
1,001,125	01/14/22	S SELL	11543	100.0000	0	1,001,125	1,001,125	0
97,021	01/14/22	B BUY	17420	100.0000	0	97,021	97,021	0
61,491	01/14/22	S SELL	29960	100.0000	0	61,491	61,491	0
9,209	01/14/22	S SELL	55017	100.0000	0	9,209	9,209	0
272,528	01/18/22	S SELL	6592	100.0000	0	272,528	272,528	0
3,145,221	01/18/22	B BUY	11546	100.0000	0	3,145,221	3,145,221	0
471,653	01/18/22	B BUY	17429	100.0000	0	471,653	471,653	0
21,773	01/18/22	S SELL	29983	100.0000	0	21,773	21,773	0

JPMorgan Investor Services — J.P.Morgan

BOILERMAKERS NATIONAL ANNUITY TRUST
E.I.N. 48-1029345 PLAN NO. 001
SCHEDULE H, LINE 4j—SCHEDULE OF REPORTABLE TRANSACTIONS (CONTINUED)
YEAR ENDED DECEMBER 31, 2022

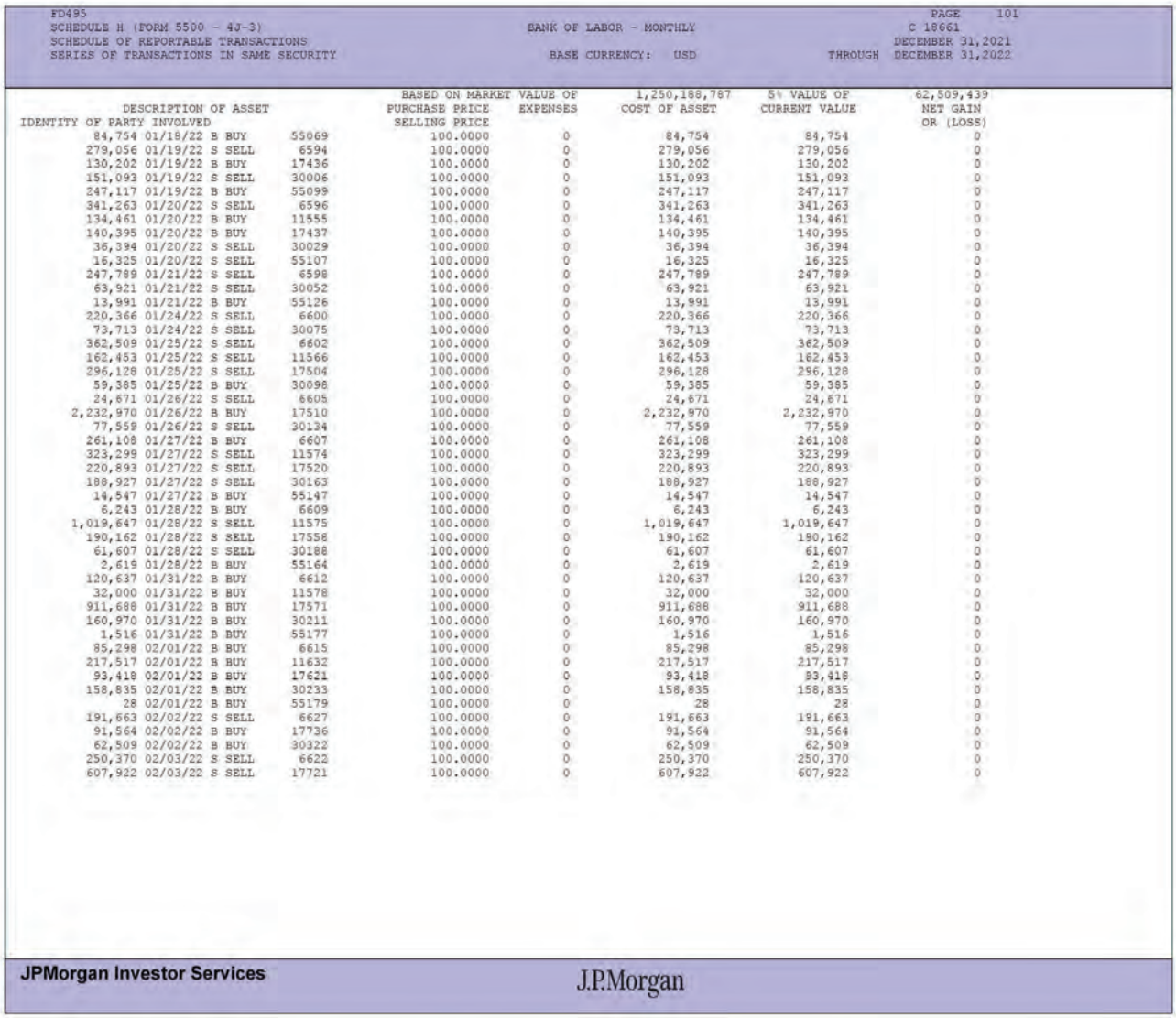

FD495 — PAGE 101
SCHEDULE H (FORM 5500 - 4J-3) — BANK OF LABOR - MONTHLY — C 18661
SCHEDULE OF REPORTABLE TRANSACTIONS — BASE CURRENCY: USD — THROUGH DECEMBER 31,2022
SERIES OF TRANSACTIONS IN SAME SECURITY — DECEMBER 31,2021

DESCRIPTION OF ASSET IDENTITY OF PARTY INVOLVED				BASED ON MARKET PURCHASE PRICE SELLING PRICE	VALUE OF EXPENSES	1,250,188,787 COST OF ASSET	5% VALUE OF CURRENT VALUE	62,509,439 NET GAIN OR (LOSS)
84,754	01/18/22 B BUY	55069		100.0000	0	84,754	84,754	0
279,056	01/19/22 S SELL	6594		100.0000	0	279,056	279,056	0
130,202	01/19/22 B BUY	17436		100.0000	0	130,202	130,202	0
151,093	01/19/22 S SELL	30006		100.0000	0	151,093	151,093	0
247,117	01/19/22 B BUY	55099		100.0000	0	247,117	247,117	0
341,263	01/20/22 S SELL	6596		100.0000	0	341,263	341,263	0
134,461	01/20/22 B BUY	11555		100.0000	0	134,461	134,461	0
140,395	01/20/22 B BUY	17437		100.0000	0	140,395	140,395	0
36,394	01/20/22 S SELL	30029		100.0000	0	36,394	36,394	0
16,325	01/20/22 S SELL	55107		100.0000	0	16,325	16,325	0
247,789	01/21/22 S SELL	6598		100.0000	0	247,789	247,789	0
63,921	01/21/22 S SELL	30052		100.0000	0	63,921	63,921	0
13,991	01/21/22 B BUY	55126		100.0000	0	13,991	13,991	0
220,366	01/24/22 S SELL	6600		100.0000	0	220,366	220,366	0
73,713	01/24/22 S SELL	30075		100.0000	0	73,713	73,713	0
362,509	01/25/22 S SELL	6602		100.0000	0	362,509	362,509	0
162,453	01/25/22 S SELL	11566		100.0000	0	162,453	162,453	0
296,128	01/25/22 S SELL	17504		100.0000	0	296,128	296,128	0
59,385	01/25/22 B BUY	30098		100.0000	0	59,385	59,385	0
24,671	01/26/22 S SELL	6605		100.0000	0	24,671	24,671	0
2,232,970	01/26/22 B BUY	17510		100.0000	0	2,232,970	2,232,970	0
77,559	01/26/22 S SELL	30134		100.0000	0	77,559	77,559	0
261,108	01/27/22 B BUY	6607		100.0000	0	261,108	261,108	0
323,299	01/27/22 S SELL	11574		100.0000	0	323,299	323,299	0
220,893	01/27/22 S SELL	17520		100.0000	0	220,893	220,893	0
188,927	01/27/22 S SELL	30163		100.0000	0	188,927	188,927	0
14,547	01/27/22 B BUY	55147		100.0000	0	14,547	14,547	0
6,243	01/28/22 B BUY	6609		100.0000	0	6,243	6,243	0
1,019,647	01/28/22 S SELL	11575		100.0000	0	1,019,647	1,019,647	0
190,162	01/28/22 S SELL	17558		100.0000	0	190,162	190,162	0
61,607	01/28/22 S SELL	30188		100.0000	0	61,607	61,607	0
2,619	01/28/22 B BUY	55164		100.0000	0	2,619	2,619	0
120,637	01/31/22 B BUY	6612		100.0000	0	120,637	120,637	0
32,000	01/31/22 B BUY	11578		100.0000	0	32,000	32,000	0
911,688	01/31/22 B BUY	17571		100.0000	0	911,688	911,688	0
160,970	01/31/22 B BUY	30211		100.0000	0	160,970	160,970	0
1,516	01/31/22 B BUY	55177		100.0000	0	1,516	1,516	0
85,298	02/01/22 B BUY	6615		100.0000	0	85,298	85,298	0
217,517	02/01/22 B BUY	11632		100.0000	0	217,517	217,517	0
93,418	02/01/22 B BUY	17621		100.0000	0	93,418	93,418	0
158,835	02/01/22 B BUY	30233		100.0000	0	158,835	158,835	0
28	02/01/22 B BUY	55179		100.0000	0	28	28	0
191,663	02/02/22 S SELL	6627		100.0000	0	191,663	191,663	0
91,564	02/02/22 B BUY	17736		100.0000	0	91,564	91,564	0
62,509	02/02/22 B BUY	30322		100.0000	0	62,509	62,509	0
250,370	02/03/22 S SELL	6622		100.0000	0	250,370	250,370	0
607,922	02/03/22 S SELL	17721		100.0000	0	607,922	607,922	0

JPMorgan Investor Services — J.P.Morgan

BOILERMAKERS NATIONAL ANNUITY TRUST
E.I.N. 48-1029345 PLAN NO. 001
SCHEDULE H, LINE 4j—SCHEDULE OF REPORTABLE TRANSACTIONS (CONTINUED)
YEAR ENDED DECEMBER 31, 2022

FD495 — PAGE 102
SCHEDULE H (FORM 5500 - 4J-3) — BANK OF LABOR - MONTHLY — C 18661
SCHEDULE OF REPORTABLE TRANSACTIONS — DECEMBER 31,2021
SERIES OF TRANSACTIONS IN SAME SECURITY — BASE CURRENCY: USD — THROUGH DECEMBER 31,2022

DESCRIPTION OF ASSET IDENTITY OF PARTY INVOLVED				BASED ON MARKET PURCHASE PRICE SELLING PRICE	VALUE OF EXPENSES	1,250,188,787 COST OF ASSET	5% VALUE OF CURRENT VALUE	62,509,439 NET GAIN OR (LOSS)
61,336	02/03/22 B BUY	30276		100.0000	0	61,336	61,336	0
208,213	02/04/22 S SELL	6625		100.0000	0	208,213	208,213	0
379,922	02/04/22 S SELL	11641		100.0000	0	379,922	379,922	0
256,623	02/04/22 S SELL	17735		100.0000	0	256,623	256,623	0
196,859	02/04/22 S SELL	30299		100.0000	0	196,859	196,859	0
83,777	02/04/22 S SELL	55262		100.0000	0	83,777	83,777	0
261,266	02/07/22 S SELL	6628		100.0000	0	261,266	261,266	0
89,382	02/07/22 S SELL	17766		100.0000	0	89,382	89,382	0
6,010	02/07/22 B BUY	30323		100.0000	0	6,010	6,010	0
162,577	02/07/22 S SELL	55347		100.0000	0	162,577	162,577	0
492,261	02/08/22 S SELL	6630		100.0000	0	492,261	492,261	0
239,888	02/08/22 S SELL	17775		100.0000	0	239,888	239,888	0
24,919	02/08/22 S SELL	30346		100.0000	0	24,919	24,919	0
437,045	02/08/22 B BUY	55390		100.0000	0	437,045	437,045	0
576,451	02/09/22 S SELL	6635		100.0000	0	576,451	576,451	0
69,517	02/09/22 S SELL	17778		100.0000	0	69,517	69,517	0
94,517	02/09/22 B BUY	30388		100.0000	0	94,517	94,517	0
208,767	02/09/22 S SELL	55430		100.0000	0	208,767	208,767	0
443,017	02/10/22 S SELL	6637		100.0000	0	443,017	443,017	0
123,668	02/10/22 S SELL	17781		100.0000	0	123,668	123,668	0
125,141	02/10/22 B BUY	30413		100.0000	0	125,141	125,141	0
12,467	02/10/22 B BUY	55468		100.0000	0	12,467	12,467	0
465,061	02/11/22 S SELL	6639		100.0000	0	465,061	465,061	0
161,553	02/11/22 S SELL	30453		100.0000	0	161,553	161,553	0
142,913	02/11/22 B BUY	55481		100.0000	0	142,913	142,913	0
11,516	02/14/22 B BUY	6641		100.0000	0	11,516	11,516	0
163,800	02/14/22 B BUY	17808		100.0000	0	163,800	163,800	0
129,342	02/14/22 S SELL	30474		100.0000	0	129,342	129,342	0
21,457	02/14/22 B BUY	55508		100.0000	0	21,457	21,457	0
1,786,318	02/15/22 B BUY	6644		100.0000	0	1,786,318	1,786,318	0
153,318	02/15/22 B BUY	11689		100.0000	0	153,318	153,318	0
130,336	02/15/22 B BUY	17817		100.0000	0	130,336	130,336	0
6,902	02/15/22 B BUY	30504		100.0000	0	6,902	6,902	0
474	02/15/22 B BUY	55518		100.0000	0	474	474	0
208,615	02/16/22 S SELL	6646		100.0000	0	208,615	208,615	0
67,428	02/16/22 S SELL	11692		100.0000	0	67,428	67,428	0
60,636	02/16/22 S SELL	17824		100.0000	0	60,636	60,636	0
114,882	02/16/22 B BUY	30527		100.0000	0	114,882	114,882	0
626	02/16/22 B BUY	55525		100.0000	0	626	626	0
12,014	02/17/22 B BUY	6649		100.0000	0	12,014	12,014	0
66,588	02/17/22 B BUY	17828		100.0000	0	66,588	66,588	0
59,462	02/17/22 S SELL	30560		100.0000	0	59,462	59,462	0
306,705	02/18/22 S SELL	6652		100.0000	0	306,705	306,705	0
412,616	02/18/22 S SELL	11703		100.0000	0	412,616	412,616	0
17,009	02/18/22 B BUY	17844		100.0000	0	17,009	17,009	0
160,249	02/18/22 S SELL	30583		100.0000	0	160,249	160,249	0
219,824	02/18/22 B BUY	55536		100.0000	0	219,824	219,824	0

JPMorgan Investor Services — J.P.Morgan

BOILERMAKERS NATIONAL ANNUITY TRUST
E.I.N. 48-1029345 PLAN NO. 001
SCHEDULE H, LINE 4j—SCHEDULE OF REPORTABLE TRANSACTIONS (CONTINUED)
YEAR ENDED DECEMBER 31, 2022

FD495 — PAGE 103
SCHEDULE H (FORM 5500 - 4J-3) — BANK OF LABOR - MONTHLY — C 18661
SCHEDULE OF REPORTABLE TRANSACTIONS — DECEMBER 31,2021
SERIES OF TRANSACTIONS IN SAME SECURITY — BASE CURRENCY: USD — THROUGH DECEMBER 31,2022

DESCRIPTION OF ASSET IDENTITY OF PARTY INVOLVED				BASED ON MARKET VALUE OF PURCHASE PRICE SELLING PRICE	EXPENSES	1,250,188,787 COST OF ASSET	5% VALUE OF CURRENT VALUE	62,509,439 NET GAIN OR (LOSS)
188,279	02/22/22	S SELL	6658	100.0000	0	188,279	188,279	0
309,170	02/22/22	S SELL	11706	100.0000	0	309,170	309,170	0
48,508	02/22/22	S SELL	30604	100.0000	0	48,508	48,508	0
392,757	02/23/22	S SELL	6662	100.0000	0	392,757	392,757	0
343,697	02/23/22	S SELL	17877	100.0000	0	343,697	343,697	0
98,656	02/23/22	S SELL	30691	100.0000	0	98,656	98,656	0
2,494	02/23/22	B BUY	55555	100.0000	0	2,494	2,494	0
609,790	02/24/22	S SELL	6664	100.0000	0	609,790	609,790	0
153,360	02/24/22	S SELL	11717	100.0000	0	153,360	153,360	0
124,828	02/24/22	B BUY	17891	100.0000	0	124,828	124,828	0
134,410	02/24/22	S SELL	30712	100.0000	0	134,410	134,410	0
266,275	02/25/22	B BUY	6666	100.0000	0	266,275	266,275	0
181,971	02/25/22	B BUY	11718	100.0000	0	181,971	181,971	0
80,926	02/25/22	B BUY	17902	100.0000	0	80,926	80,926	0
61,979	02/25/22	B BUY	30752	100.0000	0	61,979	61,979	0
124,408	02/25/22	S SELL	55592	100.0000	0	124,408	124,408	0
300,843	02/28/22	S SELL	6668	100.0000	0	300,843	300,843	0
48,417	02/28/22	B BUY	11724	100.0000	0	48,417	48,417	0
134,306	02/28/22	B BUY	17907	100.0000	0	134,306	134,306	0
245,532	02/28/22	B BUY	30779	100.0000	0	245,532	245,532	0
206,496	02/28/22	S SELL	55623	100.0000	0	206,496	206,496	0
328,180	03/01/22	B BUY	6673	100.0000	0	328,180	328,180	0
1,612,643	03/01/22	B BUY	11779	100.0000	0	1,612,643	1,612,643	0
100,570	03/01/22	S SELL	17910	100.0000	0	100,570	100,570	0
29,874	03/01/22	S SELL	30803	100.0000	0	29,874	29,874	0
917	03/01/22	S SELL	55634	100.0000	0	917	917	0
2,431,773	03/02/22	B BUY	6676	100.0000	0	2,431,773	2,431,773	0
39,220	03/02/22	S SELL	17921	100.0000	0	39,220	39,220	0
103,394	03/02/22	S SELL	30824	100.0000	0	103,394	103,394	0
66,927	03/02/22	B BUY	55648	100.0000	0	66,927	66,927	0
181,496	03/03/22	B BUY	6678	100.0000	0	181,496	181,496	0
5,991,180	03/03/22	S SELL	11791	100.0000	0	5,991,180	5,991,180	0
28,345	03/03/22	S SELL	17927	100.0000	0	28,345	28,345	0
90,216	03/03/22	B BUY	30845	100.0000	0	90,216	90,216	0
5,505	03/03/22	B BUY	55658	100.0000	0	5,505	5,505	0
83,721	03/04/22	S SELL	6681	100.0000	0	83,721	83,721	0
1,490,938	03/04/22	S SELL	11794	100.0000	0	1,490,938	1,490,938	0
35,763	03/04/22	B BUY	17932	100.0000	0	35,763	35,763	0
179,260	03/04/22	S SELL	30884	100.0000	0	179,260	179,260	0
143,165	03/04/22	B BUY	55674	100.0000	0	143,165	143,165	0
21,094	03/07/22	S SELL	6685	100.0000	0	21,094	21,094	0
134,817	03/07/22	S SELL	17982	100.0000	0	134,817	134,817	0
90,137	03/07/22	S SELL	30907	100.0000	0	90,137	90,137	0
376,478	03/08/22	B BUY	6687	100.0000	0	376,478	376,478	0
61,991	03/08/22	S SELL	18009	100.0000	0	61,991	61,991	0
266,313	03/08/22	S SELL	30928	100.0000	0	266,313	266,313	0
98,519	03/08/22	B BUY	55724	100.0000	0	98,519	98,519	0

JPMorgan Investor Services — J.P.Morgan

BOILERMAKERS NATIONAL ANNUITY TRUST
E.I.N. 48-1029345 PLAN NO. 001
SCHEDULE H, LINE 4j—SCHEDULE OF REPORTABLE TRANSACTIONS (CONTINUED)
YEAR ENDED DECEMBER 31, 2022

FD495 — PAGE 104
SCHEDULE H (FORM 5500 - 4J-3) — BANK OF LABOR - MONTHLY — C 18661
SCHEDULE OF REPORTABLE TRANSACTIONS — DECEMBER 31,2021
SERIES OF TRANSACTIONS IN SAME SECURITY — BASE CURRENCY: USD — THROUGH DECEMBER 31,2022

DESCRIPTION OF ASSET IDENTITY OF PARTY INVOLVED				BASED ON MARKET PURCHASE PRICE SELLING PRICE	VALUE OF EXPENSES	1,250,188,787 COST OF ASSET	5% VALUE OF CURRENT VALUE	62,509,439 NET GAIN OR (LOSS)
499,831	03/09/22 S SELL	6689		100.0000	0	499,831	499,831	0
147,304	03/09/22 S SELL	18087		100.0000	0	147,304	147,304	0
42,124	03/09/22 S SELL	30949		100.0000	0	42,124	42,124	0
32,504	03/09/22 B BUY	55745		100.0000	0	32,504	32,504	0
489,954	03/10/22 S SELL	6691		100.0000	0	489,954	489,954	0
501,760	03/10/22 S SELL	11819		100.0000	0	501,760	501,760	0
20,867	03/10/22 S SELL	18091		100.0000	0	20,867	20,867	0
228,172	03/10/22 B BUY	30970		100.0000	0	228,172	228,172	0
25,124	03/10/22 S SELL	55796		100.0000	0	25,124	25,124	0
1,062,056	03/11/22 S SELL	6693		100.0000	0	1,062,056	1,062,056	0
1,718,681	03/11/22 S SELL	11823		100.0000	0	1,718,681	1,718,681	0
1,439	03/11/22 B BUY	18096		100.0000	0	1,439	1,439	0
74,620	03/11/22 S SELL	30995		100.0000	0	74,620	74,620	0
237,477	03/11/22 B BUY	55810		100.0000	0	237,477	237,477	0
324,252	03/14/22 S SELL	6696		100.0000	0	324,252	324,252	0
35,340	03/14/22 B BUY	18117		100.0000	0	35,340	35,340	0
108,819	03/14/22 S SELL	31032		100.0000	0	108,819	108,819	0
229,191	03/14/22 B BUY	55843		100.0000	0	229,191	229,191	0
34,789	03/15/22 B BUY	6699		100.0000	0	34,789	34,789	0
35,355	03/15/22 B BUY	11841		100.0000	0	35,355	35,355	0
35,080	03/15/22 B BUY	18143		100.0000	0	35,080	35,080	0
59,210	03/15/22 S SELL	31145		100.0000	0	59,210	59,210	0
56,933	03/15/22 B BUY	55859		100.0000	0	56,933	56,933	0
374,060	03/16/22 S SELL	6701		100.0000	0	374,060	374,060	0
2,500	03/16/22 B BUY	11856		100.0000	0	2,500	2,500	0
52,148	03/16/22 B BUY	18159		100.0000	0	52,148	52,148	0
143,800	03/16/22 B BUY	31166		100.0000	0	143,800	143,800	0
73,012	03/16/22 B BUY	55877		100.0000	0	73,012	73,012	0
263,064	03/17/22 B BUY	6703		100.0000	0	263,064	263,064	0
1,592	03/17/22 S SELL	18177		100.0000	0	1,592	1,592	0
220,814	03/17/22 B BUY	31187		100.0000	0	220,814	220,814	0
118,031	03/17/22 B BUY	55896		100.0000	0	118,031	118,031	0
442,196	03/18/22 B BUY	6707		100.0000	0	442,196	442,196	0
104,868	03/18/22 B BUY	18191		100.0000	0	104,868	104,868	0
94,193	03/18/22 B BUY	31208		100.0000	0	94,193	94,193	0
104,050	03/18/22 B BUY	55906		100.0000	0	104,050	104,050	0
312,924	03/21/22 B BUY	6710		100.0000	0	312,924	312,924	0
205,777	03/21/22 S SELL	11864		100.0000	0	205,777	205,777	0
150,639	03/21/22 B BUY	18199		100.0000	0	150,639	150,639	0
64,392	03/21/22 B BUY	31229		100.0000	0	64,392	64,392	0
16,158	03/21/22 B BUY	55918		100.0000	0	16,158	16,158	0
3,391,182	03/22/22 B BUY	6713		100.0000	0	3,391,182	3,391,182	0
41,086	03/22/22 B BUY	18203		100.0000	0	41,086	41,086	0
58,414	03/22/22 S SELL	31252		100.0000	0	58,414	58,414	0
41,425	03/22/22 S SELL	55921		100.0000	0	41,425	41,425	0
8,922	03/23/22 B BUY	6715		100.0000	0	8,922	8,922	0
17,631	03/23/22 B BUY	18204		100.0000	0	17,631	17,631	0

JPMorgan Investor Services — J.P.Morgan

BOILERMAKERS NATIONAL ANNUITY TRUST
E.I.N. 48-1029345 PLAN NO. 001
SCHEDULE H, LINE 4j—SCHEDULE OF REPORTABLE TRANSACTIONS (CONTINUED)
YEAR ENDED DECEMBER 31, 2022

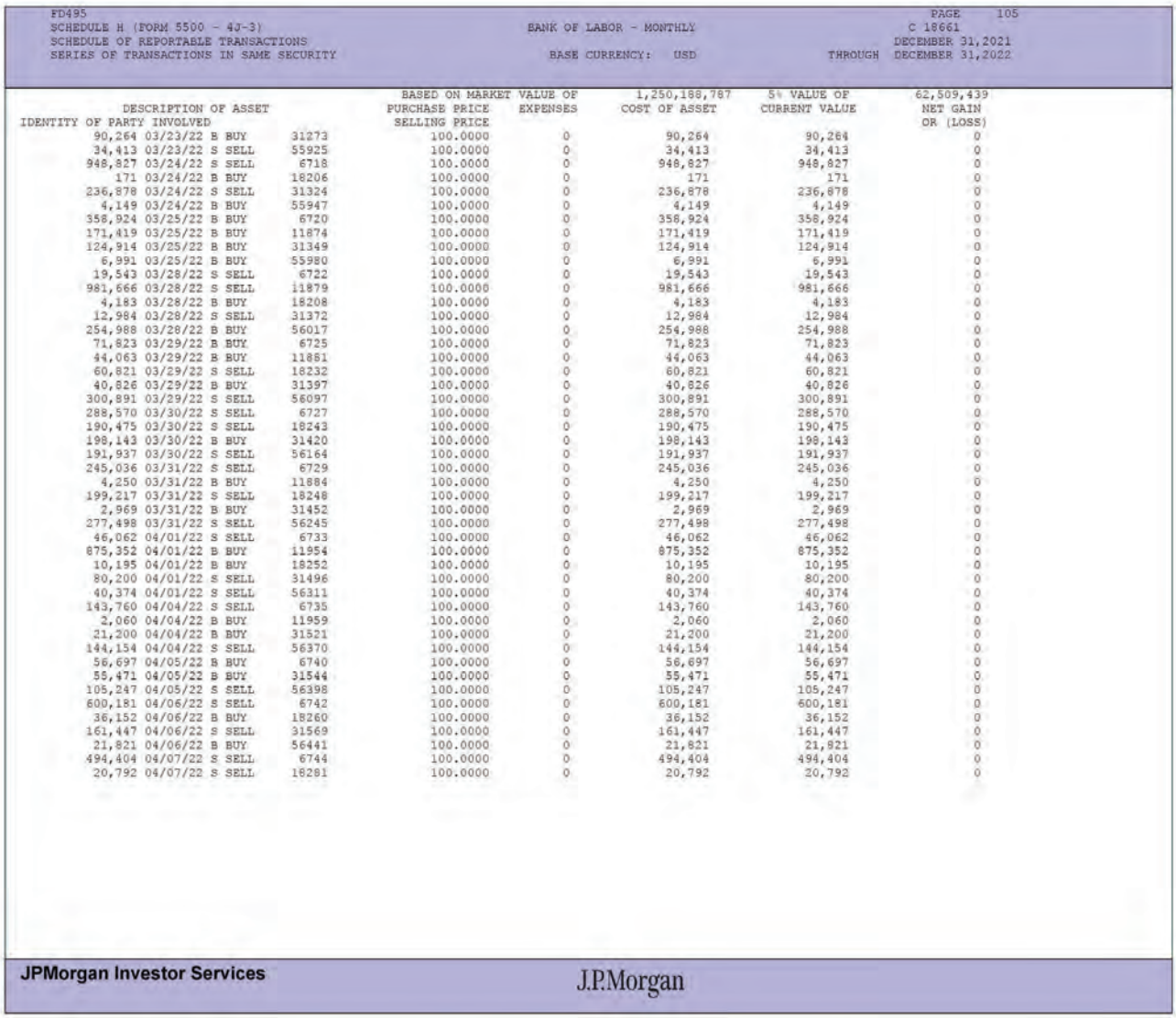

FD495 — PAGE 105
SCHEDULE H (FORM 5500 - 4J-3) — BANK OF LABOR - MONTHLY — C 18661
SCHEDULE OF REPORTABLE TRANSACTIONS — BASE CURRENCY: USD — THROUGH DECEMBER 31,2021
SERIES OF TRANSACTIONS IN SAME SECURITY — THROUGH DECEMBER 31,2022

IDENTITY OF PARTY INVOLVED	DESCRIPTION OF ASSET		BASED ON MARKET VALUE OF PURCHASE PRICE SELLING PRICE	EXPENSES	1,250,188,787 COST OF ASSET	5% VALUE OF CURRENT VALUE	62,509,439 NET GAIN OR (LOSS)
90,264	03/23/22 B BUY	31273	100.0000	0	90,264	90,264	0
34,413	03/23/22 S SELL	55925	100.0000	0	34,413	34,413	0
948,827	03/24/22 S SELL	6718	100.0000	0	948,827	948,827	0
171	03/24/22 B BUY	18206	100.0000	0	171	171	0
236,878	03/24/22 S SELL	31324	100.0000	0	236,878	236,878	0
4,149	03/24/22 B BUY	55947	100.0000	0	4,149	4,149	0
358,924	03/25/22 B BUY	6720	100.0000	0	358,924	358,924	0
171,419	03/25/22 B BUY	11874	100.0000	0	171,419	171,419	0
124,914	03/25/22 B BUY	31349	100.0000	0	124,914	124,914	0
6,991	03/25/22 B BUY	55980	100.0000	0	6,991	6,991	0
19,543	03/28/22 S SELL	6722	100.0000	0	19,543	19,543	0
981,666	03/28/22 S SELL	11879	100.0000	0	981,666	981,666	0
4,183	03/28/22 B BUY	18208	100.0000	0	4,183	4,183	0
12,984	03/28/22 S SELL	31372	100.0000	0	12,984	12,984	0
254,988	03/28/22 B BUY	56017	100.0000	0	254,988	254,988	0
71,823	03/29/22 B BUY	6725	100.0000	0	71,823	71,823	0
44,063	03/29/22 B BUY	11881	100.0000	0	44,063	44,063	0
60,821	03/29/22 S SELL	18232	100.0000	0	60,821	60,821	0
40,826	03/29/22 B BUY	31397	100.0000	0	40,826	40,826	0
300,891	03/29/22 S SELL	56097	100.0000	0	300,891	300,891	0
288,570	03/30/22 S SELL	6727	100.0000	0	288,570	288,570	0
190,475	03/30/22 S SELL	18243	100.0000	0	190,475	190,475	0
198,143	03/30/22 B BUY	31420	100.0000	0	198,143	198,143	0
191,937	03/30/22 S SELL	56164	100.0000	0	191,937	191,937	0
245,036	03/31/22 S SELL	6729	100.0000	0	245,036	245,036	0
4,250	03/31/22 B BUY	11884	100.0000	0	4,250	4,250	0
199,217	03/31/22 S SELL	18248	100.0000	0	199,217	199,217	0
2,969	03/31/22 B BUY	31452	100.0000	0	2,969	2,969	0
277,498	03/31/22 S SELL	56245	100.0000	0	277,498	277,498	0
46,062	04/01/22 S SELL	6733	100.0000	0	46,062	46,062	0
875,352	04/01/22 B BUY	11954	100.0000	0	875,352	875,352	0
10,195	04/01/22 B BUY	18252	100.0000	0	10,195	10,195	0
80,200	04/01/22 S SELL	31496	100.0000	0	80,200	80,200	0
40,374	04/01/22 S SELL	56311	100.0000	0	40,374	40,374	0
143,760	04/04/22 S SELL	6735	100.0000	0	143,760	143,760	0
2,060	04/04/22 B BUY	11959	100.0000	0	2,060	2,060	0
21,200	04/04/22 B BUY	31521	100.0000	0	21,200	21,200	0
144,154	04/04/22 S SELL	56370	100.0000	0	144,154	144,154	0
56,697	04/05/22 B BUY	6740	100.0000	0	56,697	56,697	0
55,471	04/05/22 B BUY	31544	100.0000	0	55,471	55,471	0
105,247	04/05/22 S SELL	56398	100.0000	0	105,247	105,247	0
600,181	04/06/22 S SELL	6742	100.0000	0	600,181	600,181	0
36,152	04/06/22 B BUY	18260	100.0000	0	36,152	36,152	0
161,447	04/06/22 S SELL	31569	100.0000	0	161,447	161,447	0
21,821	04/06/22 B BUY	56441	100.0000	0	21,821	21,821	0
494,404	04/07/22 S SELL	6744	100.0000	0	494,404	494,404	0
20,792	04/07/22 S SELL	18281	100.0000	0	20,792	20,792	0

JPMorgan Investor Services — J.P.Morgan

BOILERMAKERS NATIONAL ANNUITY TRUST
E.I.N. 48-1029345 PLAN NO. 001
SCHEDULE H, LINE 4j—SCHEDULE OF REPORTABLE TRANSACTIONS (CONTINUED)
YEAR ENDED DECEMBER 31, 2022

FD495 — PAGE 106
SCHEDULE H (FORM 5500 - 4J-3) — BANK OF LABOR - MONTHLY — C 18661
SCHEDULE OF REPORTABLE TRANSACTIONS — DECEMBER 31,2021
SERIES OF TRANSACTIONS IN SAME SECURITY — BASE CURRENCY: USD — THROUGH DECEMBER 31,2022

DESCRIPTION OF ASSET IDENTITY OF PARTY INVOLVED				BASED ON MARKET VALUE OF PURCHASE PRICE SELLING PRICE	EXPENSES	1,250,188,787 COST OF ASSET	5% VALUE OF CURRENT VALUE	62,509,439 NET GAIN OR (LOSS)
105,068	04/07/22 S SELL	31590		100.0000	0	105,068	105,068	0
2,254	04/07/22 B BUY	56481		100.0000	0	2,254	2,254	0
245,858	04/08/22 S SELL	6748		100.0000	0	245,858	245,858	0
1,931,545	04/08/22 B BUY	11979		100.0000	0	1,931,545	1,931,545	0
367,909	04/08/22 B BUY	18288		100.0000	0	367,909	367,909	0
24,054	04/08/22 B BUY	31613		100.0000	0	24,054	24,054	0
7,683	04/08/22 S SELL	56497		100.0000	0	7,683	7,683	0
684,873	04/11/22 S SELL	6751		100.0000	0	684,873	684,873	0
11,006	04/11/22 S SELL	18308		100.0000	0	11,006	11,006	0
39,772	04/11/22 S SELL	31636		100.0000	0	39,772	39,772	0
16,976	04/11/22 S SELL	56524		100.0000	0	16,976	16,976	0
1,390,829	04/12/22 S SELL	6753		100.0000	0	1,390,829	1,390,829	0
173,600	04/12/22 S SELL	18314		100.0000	0	173,600	173,600	0
137,195	04/12/22 S SELL	31679		100.0000	0	137,195	137,195	0
5,979	04/12/22 S SELL	56581		100.0000	0	5,979	5,979	0
36,019	04/13/22 B BUY	6755		100.0000	0	36,019	36,019	0
714,758	04/13/22 S SELL	11995		100.0000	0	714,758	714,758	0
35,062	04/13/22 S SELL	18326		100.0000	0	35,062	35,062	0
18,242	04/13/22 S SELL	31711		100.0000	0	18,242	18,242	0
227,271	04/13/22 B BUY	56636		100.0000	0	227,271	227,271	0
125,227	04/14/22 B BUY	6757		100.0000	0	125,227	125,227	0
142,403	04/14/22 S SELL	18337		100.0000	0	142,403	142,403	0
106,795	04/14/22 B BUY	31753		100.0000	0	106,795	106,795	0
70,061	04/14/22 B BUY	56668		100.0000	0	70,061	70,061	0
21,437	04/18/22 S SELL	6761		100.0000	0	21,437	21,437	0
307,173	04/18/22 B BUY	12002		100.0000	0	307,173	307,173	0
146,406	04/18/22 S SELL	18380		100.0000	0	146,406	146,406	0
3,157	04/18/22 S SELL	31778		100.0000	0	3,157	3,157	0
191,410	04/18/22 S SELL	56699		100.0000	0	191,410	191,410	0
609,928	04/19/22 B BUY	6763		100.0000	0	609,928	609,928	0
355,080	04/19/22 B BUY	18390		100.0000	0	355,080	355,080	0
26,002	04/19/22 S SELL	31803		100.0000	0	26,002	26,002	0
81,035	04/19/22 B BUY	56730		100.0000	0	81,035	81,035	0
361,288	04/20/22 B BUY	6767		100.0000	0	361,288	361,288	0
92,400	04/20/22 B BUY	12013		100.0000	0	92,400	92,400	0
133,768	04/20/22 B BUY	18406		100.0000	0	133,768	133,768	0
85,857	04/20/22 B BUY	31826		100.0000	0	85,857	85,857	0
46,040	04/20/22 B BUY	56757		100.0000	0	46,040	46,040	0
102,068	04/21/22 S SELL	6769		100.0000	0	102,068	102,068	0
395,912	04/21/22 S SELL	12023		100.0000	0	395,912	395,912	0
118,853	04/21/22 S SELL	18420		100.0000	0	118,853	118,853	0
18,395	04/21/22 S SELL	31857		100.0000	0	18,395	18,395	0
90,633	04/21/22 B BUY	56796		100.0000	0	90,633	90,633	0
1,044,768	04/22/22 B BUY	6771		100.0000	0	1,044,768	1,044,768	0
1,765,958	04/22/22 B BUY	12026		100.0000	0	1,765,958	1,765,958	0
132,380	04/22/22 B BUY	18440		100.0000	0	132,380	132,380	0
143,603	04/22/22 S SELL	31882		100.0000	0	143,603	143,603	0

JPMorgan Investor Services — J.P.Morgan

BOILERMAKERS NATIONAL ANNUITY TRUST
E.I.N. 48-1029345 PLAN NO. 001
SCHEDULE H, LINE 4j—SCHEDULE OF REPORTABLE TRANSACTIONS (CONTINUED)
YEAR ENDED DECEMBER 31, 2022

FD495 — PAGE 107
SCHEDULE H (FORM 5500 - 4J-3) — BANK OF LABOR - MONTHLY — C 18661
SCHEDULE OF REPORTABLE TRANSACTIONS — DECEMBER 31,2021
SERIES OF TRANSACTIONS IN SAME SECURITY — BASE CURRENCY: USD — THROUGH DECEMBER 31,2022

DESCRIPTION OF ASSET IDENTITY OF PARTY INVOLVED				BASED ON MARKET VALUE OF PURCHASE PRICE SELLING PRICE	EXPENSES	1,250,188,787 COST OF ASSET	5% VALUE OF CURRENT VALUE	62,509,439 NET GAIN OR (LOSS)
82,557	04/22/22 B BUY	56842		100.0000	0	82,557	82,557	0
503,872	04/25/22 B BUY	6775		100.0000	0	503,872	503,872	0
214,590	04/25/22 B BUY	12028		100.0000	0	214,590	214,590	0
89,681	04/25/22 B BUY	18470		100.0000	0	89,681	89,681	0
213,073	04/25/22 S SELL	31903		100.0000	0	213,073	213,073	0
59,967	04/25/22 B BUY	56880		100.0000	0	59,967	59,967	0
205,819	04/26/22 B BUY	6777		100.0000	0	205,819	205,819	0
317,800	04/26/22 S SELL	18477		100.0000	0	317,800	317,800	0
6,617	04/26/22 S SELL	31940		100.0000	0	6,617	6,617	0
14,190	04/26/22 S SELL	56931		100.0000	0	14,190	14,190	0
21,605	04/27/22 S SELL	6779		100.0000	0	21,605	21,605	0
977,322	04/27/22 B BUY	12036		100.0000	0	977,322	977,322	0
35,581	04/27/22 S SELL	18524		100.0000	0	35,581	35,581	0
252,108	04/27/22 S SELL	31965		100.0000	0	252,108	252,108	0
77,075	04/27/22 B BUY	56953		100.0000	0	77,075	77,075	0
249,247	04/28/22 B BUY	6781		100.0000	0	249,247	249,247	0
912,742	04/28/22 B BUY	12039		100.0000	0	912,742	912,742	0
103,051	04/28/22 B BUY	18545		100.0000	0	103,051	103,051	0
21,195	04/28/22 B BUY	31986		100.0000	0	21,195	21,195	0
22,475	04/28/22 B BUY	57015		100.0000	0	22,475	22,475	0
67,637	04/29/22 B BUY	6786		100.0000	0	67,637	67,637	0
431,181	04/29/22 B BUY	12091		100.0000	0	431,181	431,181	0
250,506	04/29/22 S SELL	18563		100.0000	0	250,506	250,506	0
177,686	04/29/22 B BUY	32009		100.0000	0	177,686	177,686	0
4,078	04/29/22 B BUY	57063		100.0000	0	4,078	4,078	0
366,420	05/02/22 B BUY	6789		100.0000	0	366,420	366,420	0
366,076	05/02/22 S SELL	12093		100.0000	0	366,076	366,076	0
25,157	05/02/22 S SELL	18569		100.0000	0	25,157	25,157	0
265,396	05/02/22 S SELL	32033		100.0000	0	265,396	265,396	0
40,212	05/02/22 S SELL	57072		100.0000	0	40,212	40,212	0
113,953	05/03/22 B BUY	6791		100.0000	0	113,953	113,953	0
4,278	05/03/22 B BUY	18577		100.0000	0	4,278	4,278	0
8,460	05/03/22 B BUY	32056		100.0000	0	8,460	8,460	0
89,156	05/03/22 B BUY	57121		100.0000	0	89,156	89,156	0
511,438	05/04/22 S SELL	6794		100.0000	0	511,438	511,438	0
25,748	05/04/22 B BUY	18594		100.0000	0	25,748	25,748	0
60,861	05/04/22 B BUY	32079		100.0000	0	60,861	60,861	0
5,781	05/04/22 B BUY	57138		100.0000	0	5,781	5,781	0
22,538	05/05/22 S SELL	6798		100.0000	0	22,538	22,538	0
143,794	05/05/22 B BUY	18603		100.0000	0	143,794	143,794	0
198,547	05/05/22 B BUY	32114		100.0000	0	198,547	198,547	0
62,898	05/05/22 B BUY	57167		100.0000	0	62,898	62,898	0
812,018	05/06/22 S SELL	6801		100.0000	0	812,018	812,018	0
70,354	05/06/22 S SELL	18620		100.0000	0	70,354	70,354	0
382,406	05/06/22 S SELL	32157		100.0000	0	382,406	382,406	0
1,141	05/06/22 B BUY	57202		100.0000	0	1,141	1,141	0
465,233	05/09/22 S SELL	6807		100.0000	0	465,233	465,233	0

JPMorgan Investor Services — J.P.Morgan

BOILERMAKERS NATIONAL ANNUITY TRUST
E.I.N. 48-1029345 PLAN NO. 001
SCHEDULE H, LINE 4j—SCHEDULE OF REPORTABLE TRANSACTIONS (CONTINUED)
YEAR ENDED DECEMBER 31, 2022

FD495 — PAGE 108
SCHEDULE H (FORM 5500 - 4J-3) — BANK OF LABOR - MONTHLY — C 18661
SCHEDULE OF REPORTABLE TRANSACTIONS — DECEMBER 31,2021
SERIES OF TRANSACTIONS IN SAME SECURITY — BASE CURRENCY: USD — THROUGH DECEMBER 31,2022

DESCRIPTION OF ASSET IDENTITY OF PARTY INVOLVED				BASED ON MARKET VALUE OF PURCHASE PRICE SELLING PRICE	EXPENSES	1,250,188,787 COST OF ASSET	5% VALUE OF CURRENT VALUE	62,509,439 NET GAIN OR (LOSS)
668,193	05/09/22	S SELL	12119	100.0000	0	668,193	668,193	0
219,870	05/09/22	B BUY	18690	100.0000	0	219,870	219,870	0
87,614	05/09/22	S SELL	32182	100.0000	0	87,614	87,614	0
12,784	05/09/22	S SELL	57208	100.0000	0	12,784	12,784	0
614,157	05/10/22	S SELL	6809	100.0000	0	614,157	614,157	0
352,786	05/10/22	S SELL	18705	100.0000	0	352,786	352,786	0
250,430	05/10/22	S SELL	32235	100.0000	0	250,430	250,430	0
39,219	05/10/22	B BUY	57236	100.0000	0	39,219	39,219	0
1,049,211	05/11/22	S SELL	6811	100.0000	0	1,049,211	1,049,211	0
134,756	05/11/22	B BUY	12131	100.0000	0	134,756	134,756	0
115,756	05/11/22	B BUY	18775	100.0000	0	115,756	115,756	0
49,681	05/11/22	B BUY	32260	100.0000	0	49,681	49,681	0
12,017	05/11/22	S SELL	57274	100.0000	0	12,017	12,017	0
205,428	05/12/22	S SELL	6813	100.0000	0	205,428	205,428	0
166,936	05/12/22	B BUY	12133	100.0000	0	166,936	166,936	0
309,988	05/12/22	S SELL	18786	100.0000	0	309,988	309,988	0
52,148	05/12/22	S SELL	32302	100.0000	0	52,148	52,148	0
224	05/12/22	B BUY	57310	100.0000	0	224	224	0
174,443	05/13/22	S SELL	6818	100.0000	0	174,443	174,443	0
15,000	05/13/22	B BUY	12145	100.0000	0	15,000	15,000	0
104,839	05/13/22	B BUY	18800	100.0000	0	104,839	104,839	0
12,985	05/13/22	B BUY	32327	100.0000	0	12,985	12,985	0
23,960	05/13/22	B BUY	57362	100.0000	0	23,960	23,960	0
3,223,734	05/16/22	B BUY	6822	100.0000	0	3,223,734	3,223,734	0
7,647	05/16/22	B BUY	12148	100.0000	0	7,647	7,647	0
201,711	05/16/22	S SELL	18804	100.0000	0	201,711	201,711	0
164,557	05/16/22	B BUY	32357	100.0000	0	164,557	164,557	0
64,126	05/16/22	B BUY	57412	100.0000	0	64,126	64,126	0
484,417	05/17/22	S SELL	6824	100.0000	0	484,417	484,417	0
3,548	05/17/22	B BUY	18806	100.0000	0	3,548	3,548	0
8,018	05/17/22	S SELL	32378	100.0000	0	8,018	8,018	0
9,659	05/17/22	B BUY	57426	100.0000	0	9,659	9,659	0
388,071	05/18/22	B BUY	6826	100.0000	0	388,071	388,071	0
104,745	05/18/22	B BUY	32415	100.0000	0	104,745	104,745	0
60,498	05/18/22	S SELL	57454	100.0000	0	60,498	60,498	0
310,898	05/19/22	S SELL	6828	100.0000	0	310,898	310,898	0
8,750	05/19/22	B BUY	12154	100.0000	0	8,750	8,750	0
383	05/19/22	B BUY	18819	100.0000	0	383	383	0
275,749	05/19/22	S SELL	32440	100.0000	0	275,749	275,749	0
121,784	05/19/22	S SELL	57486	100.0000	0	121,784	121,784	0
173,818	05/20/22	B BUY	6830	100.0000	0	173,818	173,818	0
162,074	05/20/22	S SELL	12162	100.0000	0	162,074	162,074	0
177,662	05/20/22	B BUY	18820	100.0000	0	177,662	177,662	0
15,918	05/20/22	B BUY	32463	100.0000	0	15,918	15,918	0
93,560	05/20/22	S SELL	57508	100.0000	0	93,560	93,560	0
821,809	05/23/22	S SELL	6833	100.0000	0	821,809	821,809	0
247,173	05/23/22	S SELL	12171	100.0000	0	247,173	247,173	0

JPMorgan Investor Services — J.P.Morgan

BOILERMAKERS NATIONAL ANNUITY TRUST
E.I.N. 48-1029345 PLAN NO. 001
SCHEDULE H, LINE 4j—SCHEDULE OF REPORTABLE TRANSACTIONS (CONTINUED)
YEAR ENDED DECEMBER 31, 2022

FD495 — PAGE 109
SCHEDULE H (FORM 5500 - 4J-3) — BANK OF LABOR - MONTHLY — C 18661
SCHEDULE OF REPORTABLE TRANSACTIONS — DECEMBER 31,2021
SERIES OF TRANSACTIONS IN SAME SECURITY — BASE CURRENCY: USD — THROUGH DECEMBER 31,2022

DESCRIPTION OF ASSET IDENTITY OF PARTY INVOLVED				BASED ON MARKET VALUE OF PURCHASE PRICE SELLING PRICE	EXPENSES	1,250,188,787 COST OF ASSET	5% VALUE OF CURRENT VALUE	62,509,439 NET GAIN OR (LOSS)
537,420	05/23/22 B BUY	32486		100.0000	0	537,420	537,420	0
116,367	05/23/22 S SELL	57521		100.0000	0	116,367	116,367	0
458,091	05/24/22 B BUY	6836		100.0000	0	458,091	458,091	0
16,250	05/24/22 B BUY	12174		100.0000	0	16,250	16,250	0
109,123	05/24/22 S SELL	18848		100.0000	0	109,123	109,123	0
131,718	05/24/22 B BUY	32510		100.0000	0	131,718	131,718	0
30,577	05/24/22 S SELL	57547		100.0000	0	30,577	30,577	0
49,863	05/25/22 S SELL	6839		100.0000	0	49,863	49,863	0
135,534	05/25/22 B BUY	12179		100.0000	0	135,534	135,534	0
131,347	05/25/22 S SELL	18850		100.0000	0	131,347	131,347	0
24,817	05/25/22 B BUY	32542		100.0000	0	24,817	24,817	0
10,271	05/25/22 B BUY	57584		100.0000	0	10,271	10,271	0
453,506	05/26/22 B BUY	6841		100.0000	0	453,506	453,506	0
143,852	05/26/22 S SELL	12180		100.0000	0	143,852	143,852	0
4,662	05/26/22 S SELL	18862		100.0000	0	4,662	4,662	0
60,438	05/26/22 B BUY	32567		100.0000	0	60,438	60,438	0
53,896	05/26/22 S SELL	57605		100.0000	0	53,896	53,896	0
338,141	05/27/22 B BUY	6844		100.0000	0	338,141	338,141	0
635,954	05/27/22 S SELL	18872		100.0000	0	635,954	635,954	0
130,299	05/27/22 B BUY	32668		100.0000	0	130,299	130,299	0
42,966	05/27/22 B BUY	57709		100.0000	0	42,966	42,966	0
485,188	05/31/22 B BUY	6846		100.0000	0	485,188	485,188	0
7,013,125	05/31/22 B BUY	12185		100.0000	0	7,013,125	7,013,125	0
396,093	05/31/22 S SELL	18876		100.0000	0	396,093	396,093	0
159,090	05/31/22 B BUY	32701		100.0000	0	159,090	159,090	0
543,193	05/31/22 B BUY	57914		100.0000	0	543,193	543,193	0
333,010	06/01/22 S SELL	6849		100.0000	0	333,010	333,010	0
419,017	06/01/22 B BUY	12255		100.0000	0	419,017	419,017	0
117,198	06/01/22 S SELL	18884		100.0000	0	117,198	117,198	0
97,341	06/01/22 S SELL	32729		100.0000	0	97,341	97,341	0
41,934	06/01/22 B BUY	57968		100.0000	0	41,934	41,934	0
264,581	06/02/22 B BUY	6851		100.0000	0	264,581	264,581	0
1,424,642	06/02/22 B BUY	12259		100.0000	0	1,424,642	1,424,642	0
11,269	06/02/22 S SELL	18887		100.0000	0	11,269	11,269	0
93,863	06/02/22 S SELL	32760		100.0000	0	93,863	93,863	0
21,494	06/02/22 B BUY	57997		100.0000	0	21,494	21,494	0
643,096	06/03/22 B BUY	6855		100.0000	0	643,096	643,096	0
1,028,070	06/03/22 B BUY	12262		100.0000	0	1,028,070	1,028,070	0
269,167	06/03/22 S SELL	18889		100.0000	0	269,167	269,167	0
169,731	06/03/22 B BUY	32783		100.0000	0	169,731	169,731	0
98,817	06/03/22 B BUY	58038		100.0000	0	98,817	98,817	0
1,482,054	06/06/22 B BUY	6858		100.0000	0	1,482,054	1,482,054	0
2,476,844	06/06/22 S SELL	12268		100.0000	0	2,476,844	2,476,844	0
139,153	06/06/22 S SELL	32808		100.0000	0	139,153	139,153	0
5,773	06/06/22 B BUY	58069		100.0000	0	5,773	5,773	0
256,621	06/07/22 S SELL	6861		100.0000	0	256,621	256,621	0
195,564	06/07/22 S SELL	18897		100.0000	0	195,564	195,564	0

JPMorgan Investor Services — J.P.Morgan

BOILERMAKERS NATIONAL ANNUITY TRUST
E.I.N. 48-1029345 PLAN NO. 001
SCHEDULE H, LINE 4j—SCHEDULE OF REPORTABLE TRANSACTIONS (CONTINUED)
YEAR ENDED DECEMBER 31, 2022

FD495 — PAGE 110
SCHEDULE H (FORM 5500 - 4J-3) — BANK OF LABOR - MONTHLY — C 18661
SCHEDULE OF REPORTABLE TRANSACTIONS — DECEMBER 31,2021
SERIES OF TRANSACTIONS IN SAME SECURITY — BASE CURRENCY: USD — THROUGH DECEMBER 31,2022

DESCRIPTION OF ASSET IDENTITY OF PARTY INVOLVED		BASED ON MARKET VALUE OF PURCHASE PRICE SELLING PRICE	1,250,188,787 EXPENSES	5% VALUE OF COST OF ASSET	62,509,439 CURRENT VALUE	NET GAIN OR (LOSS)
14,621 06/07/22 B BUY	32831	100.0000	0	14,621	14,621	0
2,285 06/07/22 B BUY	58096	100.0000	0	2,285	2,285	0
162,590 06/08/22 S SELL	6863	100.0000	0	162,590	162,590	0
4,286,874 06/08/22 S SELL	12290	100.0000	0	4,286,874	4,286,874	0
4,831 06/08/22 B BUY	18907	100.0000	0	4,831	4,831	0
30,780 06/08/22 B BUY	32872	100.0000	0	30,780	30,780	0
302,991 06/08/22 S SELL	58235	100.0000	0	302,991	302,991	0
103,118 06/09/22 S SELL	6867	100.0000	0	103,118	103,118	0
4,191,427 06/09/22 S SELL	12295	100.0000	0	4,191,427	4,191,427	0
12,862 06/09/22 S SELL	18913	100.0000	0	12,862	12,862	0
124,143 06/09/22 S SELL	32897	100.0000	0	124,143	124,143	0
913 06/09/22 S SELL	58253	100.0000	0	913	913	0
2,486,075 06/10/22 S SELL	6869	100.0000	0	2,486,075	2,486,075	0
474,326 06/10/22 S SELL	12299	100.0000	0	474,326	474,326	0
34,452 06/10/22 B BUY	18920	100.0000	0	34,452	34,452	0
206,569 06/10/22 S SELL	32920	100.0000	0	206,569	206,569	0
11,549 06/10/22 B BUY	58264	100.0000	0	11,549	11,549	0
712,537 06/13/22 S SELL	6872	100.0000	0	712,537	712,537	0
755,436 06/13/22 S SELL	12310	100.0000	0	755,436	755,436	0
68,206 06/13/22 B BUY	18922	100.0000	0	68,206	68,206	0
274,154 06/13/22 S SELL	32960	100.0000	0	274,154	274,154	0
2,333 06/13/22 B BUY	58274	100.0000	0	2,333	2,333	0
319,145 06/14/22 S SELL	6874	100.0000	0	319,145	319,145	0
180,361 06/14/22 S SELL	12311	100.0000	0	180,361	180,361	0
201,307 06/14/22 S SELL	33102	100.0000	0	201,307	201,307	0
1,342 06/14/22 B BUY	58293	100.0000	0	1,342	1,342	0
12,813 06/15/22 B BUY	6877	100.0000	0	12,813	12,813	0
624,921 06/15/22 B BUY	12322	100.0000	0	624,921	624,921	0
288,496 06/15/22 S SELL	18943	100.0000	0	288,496	288,496	0
62,625 06/15/22 S SELL	33137	100.0000	0	62,625	62,625	0
3,886 06/15/22 B BUY	58311	100.0000	0	3,886	3,886	0
122,332 06/16/22 B BUY	6879	100.0000	0	122,332	122,332	0
10,203 06/16/22 S SELL	18944	100.0000	0	10,203	10,203	0
129,745 06/16/22 B BUY	33176	100.0000	0	129,745	129,745	0
167,199 06/16/22 S SELL	58326	100.0000	0	167,199	167,199	0
151,906 06/17/22 S SELL	6882	100.0000	0	151,906	151,906	0
169,147 06/17/22 S SELL	33199	100.0000	0	169,147	169,147	0
507,093 06/17/22 S SELL	58356	100.0000	0	507,093	507,093	0
160,729 06/21/22 B BUY	6884	100.0000	0	160,729	160,729	0
79,423 06/21/22 B BUY	12338	100.0000	0	79,423	79,423	0
118,951 06/21/22 S SELL	18959	100.0000	0	118,951	118,951	0
3,917 06/21/22 B BUY	33224	100.0000	0	3,917	3,917	0
101,230 06/21/22 S SELL	58408	100.0000	0	101,230	101,230	0
279,467 06/22/22 B BUY	6886	100.0000	0	279,467	279,467	0
313,844 06/22/22 S SELL	12344	100.0000	0	313,844	313,844	0
36,308 06/22/22 S SELL	18964	100.0000	0	36,308	36,308	0
180,887 06/22/22 B BUY	33257	100.0000	0	180,887	180,887	0

JPMorgan Investor Services — J.P.Morgan

BOILERMAKERS NATIONAL ANNUITY TRUST
E.I.N. 48-1029345 PLAN NO. 001
SCHEDULE H, LINE 4j—SCHEDULE OF REPORTABLE TRANSACTIONS (CONTINUED)
YEAR ENDED DECEMBER 31, 2022

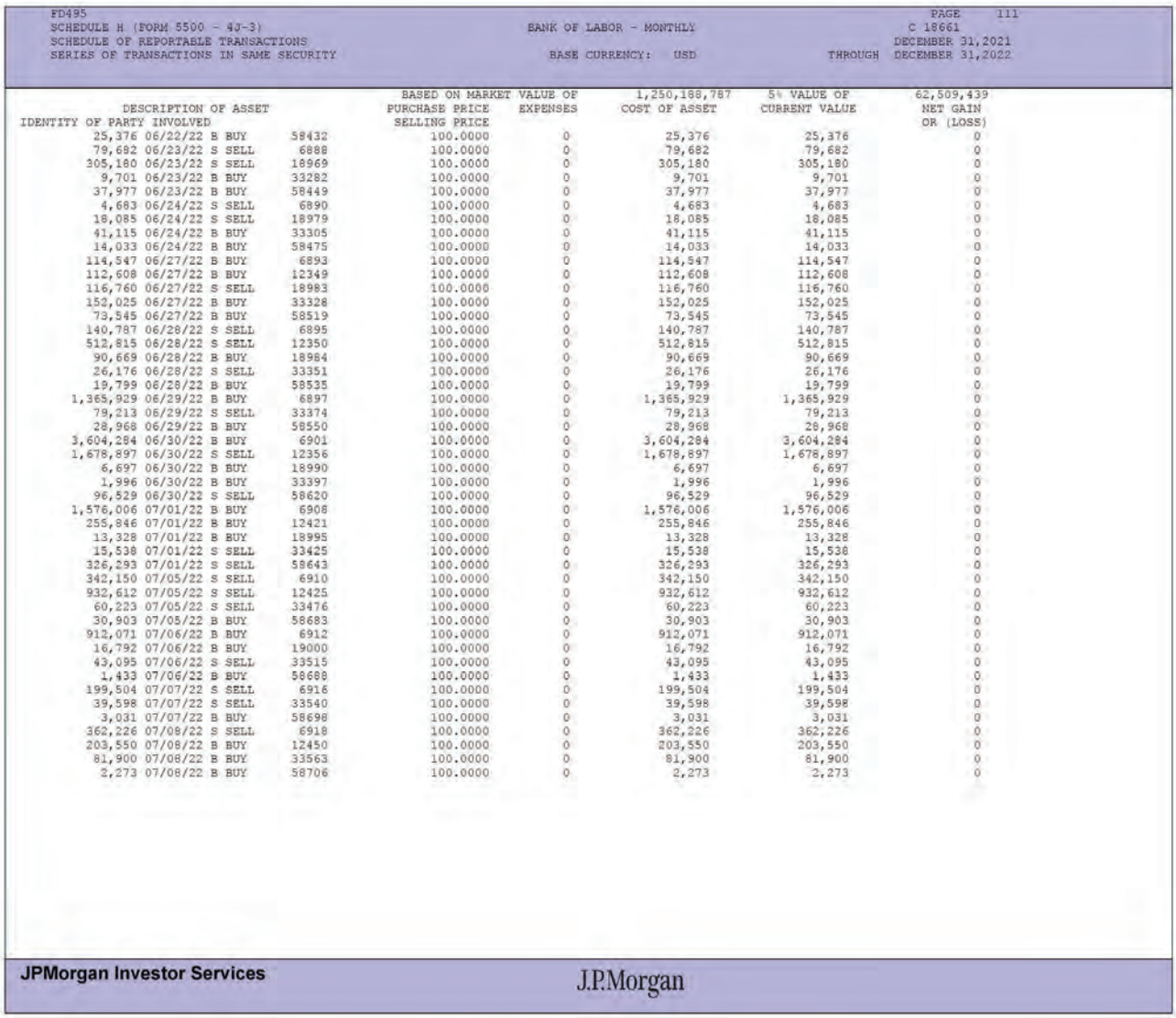

FD495 PAGE 111
SCHEDULE H (FORM 5500 - 4J-3) BANK OF LABOR - MONTHLY C 18661
SCHEDULE OF REPORTABLE TRANSACTIONS DECEMBER 31,2021
SERIES OF TRANSACTIONS IN SAME SECURITY BASE CURRENCY: USD THROUGH DECEMBER 31,2022

DESCRIPTION OF ASSET IDENTITY OF PARTY INVOLVED			BASED ON MARKET PURCHASE PRICE SELLING PRICE	VALUE OF EXPENSES	1,250,188,787 COST OF ASSET	5% VALUE OF CURRENT VALUE	62,509,439 NET GAIN OR (LOSS)
25,376 06/22/22 B BUY	58432		100.0000	0	25,376	25,376	0
79,682 06/23/22 S SELL	6888		100.0000	0	79,682	79,682	0
305,180 06/23/22 S SELL	18969		100.0000	0	305,180	305,180	0
9,701 06/23/22 B BUY	33282		100.0000	0	9,701	9,701	0
37,977 06/23/22 B BUY	58449		100.0000	0	37,977	37,977	0
4,683 06/24/22 S SELL	6890		100.0000	0	4,683	4,683	0
18,085 06/24/22 S SELL	18979		100.0000	0	18,085	18,085	0
41,115 06/24/22 B BUY	33305		100.0000	0	41,115	41,115	0
14,033 06/24/22 B BUY	58475		100.0000	0	14,033	14,033	0
114,547 06/27/22 B BUY	6893		100.0000	0	114,547	114,547	0
112,608 06/27/22 B BUY	12349		100.0000	0	112,608	112,608	0
116,760 06/27/22 S SELL	18983		100.0000	0	116,760	116,760	0
152,025 06/27/22 B BUY	33328		100.0000	0	152,025	152,025	0
73,545 06/27/22 B BUY	58519		100.0000	0	73,545	73,545	0
140,787 06/28/22 S SELL	6895		100.0000	0	140,787	140,787	0
512,815 06/28/22 S SELL	12350		100.0000	0	512,815	512,815	0
90,669 06/28/22 B BUY	18984		100.0000	0	90,669	90,669	0
26,176 06/28/22 S SELL	33351		100.0000	0	26,176	26,176	0
19,799 06/28/22 B BUY	58535		100.0000	0	19,799	19,799	0
1,365,929 06/29/22 B BUY	6897		100.0000	0	1,365,929	1,365,929	0
79,213 06/29/22 S SELL	33374		100.0000	0	79,213	79,213	0
28,968 06/29/22 B BUY	58550		100.0000	0	28,968	28,968	0
3,604,284 06/30/22 B BUY	6901		100.0000	0	3,604,284	3,604,284	0
1,678,897 06/30/22 S SELL	12356		100.0000	0	1,678,897	1,678,897	0
6,697 06/30/22 B BUY	18990		100.0000	0	6,697	6,697	0
1,996 06/30/22 B BUY	33397		100.0000	0	1,996	1,996	0
96,529 06/30/22 S SELL	58620		100.0000	0	96,529	96,529	0
1,576,006 07/01/22 B BUY	6908		100.0000	0	1,576,006	1,576,006	0
255,846 07/01/22 B BUY	12421		100.0000	0	255,846	255,846	0
13,328 07/01/22 B BUY	18995		100.0000	0	13,328	13,328	0
15,538 07/01/22 S SELL	33425		100.0000	0	15,538	15,538	0
326,293 07/01/22 S SELL	58643		100.0000	0	326,293	326,293	0
342,150 07/05/22 S SELL	6910		100.0000	0	342,150	342,150	0
932,612 07/05/22 S SELL	12425		100.0000	0	932,612	932,612	0
60,223 07/05/22 S SELL	33476		100.0000	0	60,223	60,223	0
30,903 07/05/22 B BUY	58683		100.0000	0	30,903	30,903	0
912,071 07/06/22 B BUY	6912		100.0000	0	912,071	912,071	0
16,792 07/06/22 B BUY	19000		100.0000	0	16,792	16,792	0
43,095 07/06/22 S SELL	33515		100.0000	0	43,095	43,095	0
1,433 07/06/22 B BUY	58688		100.0000	0	1,433	1,433	0
199,504 07/07/22 S SELL	6916		100.0000	0	199,504	199,504	0
39,598 07/07/22 S SELL	33540		100.0000	0	39,598	39,598	0
3,031 07/07/22 B BUY	58698		100.0000	0	3,031	3,031	0
362,226 07/08/22 S SELL	6918		100.0000	0	362,226	362,226	0
203,550 07/08/22 B BUY	12450		100.0000	0	203,550	203,550	0
81,900 07/08/22 B BUY	33563		100.0000	0	81,900	81,900	0
2,273 07/08/22 B BUY	58706		100.0000	0	2,273	2,273	0

JPMorgan Investor Services J.P.Morgan

BOILERMAKERS NATIONAL ANNUITY TRUST
E.I.N. 48-1029345 PLAN NO. 001
SCHEDULE H, LINE 4j—SCHEDULE OF REPORTABLE TRANSACTIONS (CONTINUED)
YEAR ENDED DECEMBER 31, 2022

FD495 — PAGE 112
SCHEDULE H (FORM 5500 - 4J-3) — BANK OF LABOR - MONTHLY — C 18661
SCHEDULE OF REPORTABLE TRANSACTIONS — DECEMBER 31,2021
SERIES OF TRANSACTIONS IN SAME SECURITY — BASE CURRENCY: USD — THROUGH DECEMBER 31,2022

DESCRIPTION OF ASSET IDENTITY OF PARTY INVOLVED				BASED ON MARKET PURCHASE PRICE SELLING PRICE	VALUE OF EXPENSES	1,250,188,787 COST OF ASSET	5% VALUE OF CURRENT VALUE	62,509,439 NET GAIN OR (LOSS)
295,886	07/11/22 S SELL	6920		100.0000	0	295,886	295,886	0
403,460	07/11/22 S SELL	12455		100.0000	0	403,460	403,460	0
35,439	07/11/22 S SELL	19007		100.0000	0	35,439	35,439	0
36,971	07/11/22 S SELL	33586		100.0000	0	36,971	36,971	0
22,075	07/11/22 B BUY	58712		100.0000	0	22,075	22,075	0
375,571	07/12/22 S SELL	6925		100.0000	0	375,571	375,571	0
6,130	07/12/22 B BUY	12468		100.0000	0	6,130	6,130	0
19,434	07/12/22 S SELL	19008		100.0000	0	19,434	19,434	0
71,320	07/12/22 S SELL	33609		100.0000	0	71,320	71,320	0
11,273	07/12/22 B BUY	58719		100.0000	0	11,273	11,273	0
200,216	07/13/22 S SELL	6928		100.0000	0	200,216	200,216	0
1,728	07/13/22 B BUY	19010		100.0000	0	1,728	1,728	0
20,283	07/13/22 S SELL	33632		100.0000	0	20,283	20,283	0
3,963	07/13/22 B BUY	58725		100.0000	0	3,963	3,963	0
189,696	07/14/22 S SELL	6930		100.0000	0	189,696	189,696	0
12,401	07/14/22 S SELL	33655		100.0000	0	12,401	12,401	0
3,966	07/14/22 B BUY	58751		100.0000	0	3,966	3,966	0
250,100	07/15/22 B BUY	6934		100.0000	0	250,100	250,100	0
500,325	07/15/22 B BUY	12480		100.0000	0	500,325	500,325	0
7,747	07/15/22 B BUY	19015		100.0000	0	7,747	7,747	0
76,792	07/15/22 S SELL	33678		100.0000	0	76,792	76,792	0
6,423	07/15/22 B BUY	58786		100.0000	0	6,423	6,423	0
108,308	07/18/22 S SELL	6936		100.0000	0	108,308	108,308	0
62,800	07/18/22 B BUY	19018		100.0000	0	62,800	62,800	0
190,293	07/18/22 B BUY	33721		100.0000	0	190,293	190,293	0
386,353	07/18/22 S SELL	58815		100.0000	0	386,353	386,353	0
130,823	07/19/22 B BUY	6940		100.0000	0	130,823	130,823	0
26,928	07/19/22 S SELL	33746		100.0000	0	26,928	26,928	0
99,938	07/19/22 B BUY	58847		100.0000	0	99,938	99,938	0
130,010	07/20/22 B BUY	6943		100.0000	0	130,010	130,010	0
73,242	07/20/22 B BUY	12496		100.0000	0	73,242	73,242	0
166,248	07/20/22 B BUY	33769		100.0000	0	166,248	166,248	0
73,728	07/20/22 B BUY	58879		100.0000	0	73,728	73,728	0
211,959	07/21/22 B BUY	6945		100.0000	0	211,959	211,959	0
19,778	07/21/22 B BUY	19024		100.0000	0	19,778	19,778	0
11,294	07/21/22 B BUY	33792		100.0000	0	11,294	11,294	0
49,166	07/21/22 B BUY	58907		100.0000	0	49,166	49,166	0
265,724	07/22/22 B BUY	6947		100.0000	0	265,724	265,724	0
119,584	07/22/22 B BUY	33815		100.0000	0	119,584	119,584	0
15,269	07/22/22 B BUY	58946		100.0000	0	15,269	15,269	0
270,124	07/25/22 B BUY	6950		100.0000	0	270,124	270,124	0
128,164	07/25/22 B BUY	12506		100.0000	0	128,164	128,164	0
12,443	07/25/22 S SELL	33838		100.0000	0	12,443	12,443	0
45,704	07/25/22 B BUY	58974		100.0000	0	45,704	45,704	0
607,314	07/26/22 B BUY	6952		100.0000	0	607,314	607,314	0
4,808	07/26/22 B BUY	19059		100.0000	0	4,808	4,808	0
17,733	07/26/22 B BUY	33873		100.0000	0	17,733	17,733	0

JPMorgan Investor Services — J.P.Morgan

BOILERMAKERS NATIONAL ANNUITY TRUST
E.I.N. 48-1029345 PLAN NO. 001
SCHEDULE H, LINE 4j—SCHEDULE OF REPORTABLE TRANSACTIONS (CONTINUED)
YEAR ENDED DECEMBER 31, 2022

FD495 — PAGE 113
SCHEDULE H (FORM 5500 - 4J-3) — BANK OF LABOR - MONTHLY — C 18661
SCHEDULE OF REPORTABLE TRANSACTIONS — BASE CURRENCY: USD — THROUGH DECEMBER 31,2021
SERIES OF TRANSACTIONS IN SAME SECURITY — THROUGH DECEMBER 31,2022

DESCRIPTION OF ASSET IDENTITY OF PARTY INVOLVED				BASED ON MARKET VALUE OF PURCHASE PRICE SELLING PRICE	EXPENSES	1,250,188,787 COST OF ASSET	5% VALUE OF CURRENT VALUE	62,509,439 NET GAIN OR (LOSS)
7,056	07/26/22 S SELL	58994		100.0000	0	7,056	7,056	0
430,538	07/27/22 S SELL	6954		100.0000	0	430,538	430,538	0
893,261	07/27/22 B BUY	19072		100.0000	0	893,261	893,261	0
140,552	07/27/22 S SELL	33900		100.0000	0	140,552	140,552	0
39,554	07/27/22 S SELL	59009		100.0000	0	39,554	39,554	0
162,761	07/28/22 B BUY	6957		100.0000	0	162,761	162,761	0
118,442	07/28/22 B BUY	19073		100.0000	0	118,442	118,442	0
219,576	07/28/22 B BUY	33925		100.0000	0	219,576	219,576	0
3,264	07/28/22 B BUY	59035		100.0000	0	3,264	3,264	0
132,992	07/29/22 S SELL	6959		100.0000	0	132,992	132,992	0
1,976,721	07/29/22 S SELL	12529		100.0000	0	1,976,721	1,976,721	0
104,637	07/29/22 B BUY	33948		100.0000	0	104,637	104,637	0
9,544	07/29/22 B BUY	59047		100.0000	0	9,544	9,544	0
61,903	08/01/22 S SELL	6964		100.0000	0	61,903	61,903	0
231,153	08/01/22 S SELL	12591		100.0000	0	231,153	231,153	0
27,809	08/01/22 S SELL	19096		100.0000	0	27,809	27,809	0
118,175	08/01/22 B BUY	33972		100.0000	0	118,175	118,175	0
42,567	08/01/22 S SELL	59069		100.0000	0	42,567	42,567	0
180,507	08/02/22 S SELL	6967		100.0000	0	180,507	180,507	0
50,000	08/02/22 S SELL	12600		100.0000	0	50,000	50,000	0
2,152	08/02/22 S SELL	19104		100.0000	0	2,152	2,152	0
1,967	08/02/22 S SELL	33995		100.0000	0	1,967	1,967	0
108,399	08/02/22 S SELL	59089		100.0000	0	108,399	108,399	0
236,028	08/03/22 S SELL	6969		100.0000	0	236,028	236,028	0
30,065	08/03/22 B BUY	12601		100.0000	0	30,065	30,065	0
2,233	08/03/22 B BUY	19107		100.0000	0	2,233	2,233	0
175,705	08/03/22 S SELL	34030		100.0000	0	175,705	175,705	0
460,231	08/03/22 B BUY	59110		100.0000	0	460,231	460,231	0
536,624	08/04/22 S SELL	6971		100.0000	0	536,624	536,624	0
55,490	08/04/22 B BUY	12603		100.0000	0	55,490	55,490	0
2,673	08/04/22 S SELL	19108		100.0000	0	2,673	2,673	0
98,610	08/04/22 B BUY	34055		100.0000	0	98,610	98,610	0
21,417	08/04/22 S SELL	59133		100.0000	0	21,417	21,417	0
523,209	08/05/22 S SELL	6981		100.0000	0	523,209	523,209	0
1,925	08/05/22 B BUY	12619		100.0000	0	1,925	1,925	0
43,018	08/05/22 B BUY	34080		100.0000	0	43,018	43,018	0
33,735	08/05/22 B BUY	59158		100.0000	0	33,735	33,735	0
354,744	08/08/22 S SELL	6983		100.0000	0	354,744	354,744	0
77,404	08/08/22 S SELL	19125		100.0000	0	77,404	77,404	0
67,046	08/08/22 S SELL	34116		100.0000	0	67,046	67,046	0
14,448	08/08/22 B BUY	59171		100.0000	0	14,448	14,448	0
531,715	08/09/22 S SELL	6985		100.0000	0	531,715	531,715	0
54,296	08/09/22 B BUY	19129		100.0000	0	54,296	54,296	0
38,554	08/09/22 B BUY	34141		100.0000	0	38,554	38,554	0
188,767	08/09/22 B BUY	59178		100.0000	0	188,767	188,767	0
1,074,561	08/10/22 S SELL	6987		100.0000	0	1,074,561	1,074,561	0
318,305	08/10/22 S SELL	12625		100.0000	0	318,305	318,305	0

JPMorgan Investor Services — J.P.Morgan

BOILERMAKERS NATIONAL ANNUITY TRUST
E.I.N. 48-1029345 PLAN NO. 001
SCHEDULE H, LINE 4j—SCHEDULE OF REPORTABLE TRANSACTIONS (CONTINUED)
YEAR ENDED DECEMBER 31, 2022

FD495 — PAGE 114
SCHEDULE H (FORM 5500 - 4J-3) — BANK OF LABOR - MONTHLY — C 18661
SCHEDULE OF REPORTABLE TRANSACTIONS — DECEMBER 31,2021
SERIES OF TRANSACTIONS IN SAME SECURITY — BASE CURRENCY: USD — THROUGH DECEMBER 31,2022

DESCRIPTION OF ASSET IDENTITY OF PARTY INVOLVED				BASED ON MARKET VALUE OF PURCHASE PRICE SELLING PRICE	1,250,188,787 EXPENSES	5% VALUE OF COST OF ASSET	62,509,439 CURRENT VALUE	NET GAIN OR (LOSS)
58,353	08/10/22	B BUY	19131	100.0000	0	58,353	58,353	0
66,150	08/10/22	S SELL	34164	100.0000	0	66,150	66,150	0
154,688	08/10/22	B BUY	59182	100.0000	0	154,688	154,688	0
16,485	08/11/22	S SELL	6991	100.0000	0	16,485	16,485	0
303,892	08/11/22	S SELL	12637	100.0000	0	303,892	303,892	0
56,687	08/11/22	B BUY	19152	100.0000	0	56,687	56,687	0
196,097	08/11/22	B BUY	34196	100.0000	0	196,097	196,097	0
605,224	08/12/22	S SELL	6995	100.0000	0	605,224	605,224	0
417,065	08/12/22	S SELL	12645	100.0000	0	417,065	417,065	0
33,941	08/12/22	B BUY	19169	100.0000	0	33,941	33,941	0
32,923	08/12/22	B BUY	34248	100.0000	0	32,923	32,923	0
229,168	08/12/22	B BUY	59256	100.0000	0	229,168	229,168	0
350,118	08/15/22	S SELL	6997	100.0000	0	350,118	350,118	0
153,571	08/15/22	S SELL	12664	100.0000	0	153,571	153,571	0
280,543	08/15/22	B BUY	19176	100.0000	0	280,543	280,543	0
117,492	08/15/22	B BUY	34273	100.0000	0	117,492	117,492	0
79,332	08/15/22	B BUY	59609	100.0000	0	79,332	79,332	0
216,337	08/16/22	B BUY	7001	100.0000	0	216,337	216,337	0
12,120	08/16/22	B BUY	19179	100.0000	0	12,120	12,120	0
19,378	08/16/22	B BUY	34296	100.0000	0	19,378	19,378	0
189,161	08/16/22	B BUY	59674	100.0000	0	189,161	189,161	0
373,381	08/17/22	S SELL	7003	100.0000	0	373,381	373,381	0
1,132	08/17/22	B BUY	12667	100.0000	0	1,132	1,132	0
32,909	08/17/22	S SELL	19188	100.0000	0	32,909	32,909	0
3,386	08/17/22	S SELL	34319	100.0000	0	3,386	3,386	0
23,590	08/17/22	S SELL	59724	100.0000	0	23,590	23,590	0
39,308	08/18/22	B BUY	7005	100.0000	0	39,308	39,308	0
3,810	08/18/22	B BUY	12669	100.0000	0	3,810	3,810	0
256,733	08/18/22	B BUY	19196	100.0000	0	256,733	256,733	0
91,503	08/18/22	S SELL	34342	100.0000	0	91,503	91,503	0
261,323	08/18/22	S SELL	59767	100.0000	0	261,323	261,323	0
131,859	08/19/22	B BUY	7007	100.0000	0	131,859	131,859	0
171,622	08/19/22	B BUY	19201	100.0000	0	171,622	171,622	0
8,158	08/19/22	B BUY	34363	100.0000	0	8,158	8,158	0
72,663	08/19/22	B BUY	59801	100.0000	0	72,663	72,663	0
144,312	08/22/22	S SELL	7009	100.0000	0	144,312	144,312	0
62,872	08/22/22	B BUY	12680	100.0000	0	62,872	62,872	0
6,673	08/22/22	S SELL	19204	100.0000	0	6,673	6,673	0
141,488	08/22/22	S SELL	34386	100.0000	0	141,488	141,488	0
32,090	08/22/22	S SELL	59844	100.0000	0	32,090	32,090	0
52,739	08/23/22	S SELL	7012	100.0000	0	52,739	52,739	0
47,060	08/23/22	S SELL	19207	100.0000	0	47,060	47,060	0
170,556	08/23/22	S SELL	34409	100.0000	0	170,556	170,556	0
324,777	08/23/22	S SELL	59867	100.0000	0	324,777	324,777	0
35,491	08/24/22	S SELL	7014	100.0000	0	35,491	35,491	0
55,794	08/24/22	S SELL	19210	100.0000	0	55,794	55,794	0
6,377	08/24/22	S SELL	34432	100.0000	0	6,377	6,377	0

JPMorgan Investor Services — J.P.Morgan

BOILERMAKERS NATIONAL ANNUITY TRUST
E.I.N. 48-1029345 PLAN NO. 001
SCHEDULE H, LINE 4j—SCHEDULE OF REPORTABLE TRANSACTIONS (CONTINUED)
YEAR ENDED DECEMBER 31, 2022

FD495 — PAGE 115
SCHEDULE H (FORM 5500 - 4J-3) — BANK OF LABOR - MONTHLY — C 18661
SCHEDULE OF REPORTABLE TRANSACTIONS — DECEMBER 31,2021
SERIES OF TRANSACTIONS IN SAME SECURITY — BASE CURRENCY: USD — THROUGH DECEMBER 31,2022

DESCRIPTION OF ASSET IDENTITY OF PARTY INVOLVED			BASED ON MARKET VALUE OF PURCHASE PRICE SELLING PRICE	EXPENSES	1,250,188,787 COST OF ASSET	5% VALUE OF CURRENT VALUE	62,509,439 NET GAIN OR (LOSS)
68,127	08/24/22 S SELL	59886	100.0000	0	68,127	68,127	0
56,789	08/25/22 S SELL	7016	100.0000	0	56,789	56,789	0
123,256	08/25/22 B BUY	12691	100.0000	0	123,256	123,256	0
41,245	08/25/22 S SELL	19212	100.0000	0	41,245	41,245	0
1,879	08/25/22 B BUY	34539	100.0000	0	1,879	1,879	0
28,419	08/25/22 S SELL	59913	100.0000	0	28,419	28,419	0
1,029,146	08/26/22 B BUY	7018	100.0000	0	1,029,146	1,029,146	0
3,254	08/26/22 B BUY	19216	100.0000	0	3,254	3,254	0
125,932	08/26/22 B BUY	34562	100.0000	0	125,932	125,932	0
117,598	08/26/22 S SELL	59951	100.0000	0	117,598	117,598	0
103,887	08/29/22 S SELL	7020	100.0000	0	103,887	103,887	0
1,581,719	08/29/22 B BUY	12706	100.0000	0	1,581,719	1,581,719	0
244,902	08/29/22 S SELL	34585	100.0000	0	244,902	244,902	0
151,209	08/29/22 B BUY	59963	100.0000	0	151,209	151,209	0
248,934	08/30/22 S SELL	7022	100.0000	0	248,934	248,934	0
35,333	08/30/22 B BUY	12709	100.0000	0	35,333	35,333	0
2,002	08/30/22 B BUY	19218	100.0000	0	2,002	2,002	0
63,769	08/30/22 S SELL	34608	100.0000	0	63,769	63,769	0
120,028	08/30/22 S SELL	60000	100.0000	0	120,028	120,028	0
282,730	08/31/22 S SELL	7026	100.0000	0	282,730	282,730	0
433	08/31/22 B BUY	19220	100.0000	0	433	433	0
76,029	08/31/22 S SELL	34629	100.0000	0	76,029	76,029	0
20,001	08/31/22 S SELL	60050	100.0000	0	20,001	20,001	0
12,943	09/01/22 B BUY	7029	100.0000	0	12,943	12,943	0
3,359,959	09/01/22 B BUY	12780	100.0000	0	3,359,959	3,359,959	0
15,869	09/01/22 B BUY	19224	100.0000	0	15,869	15,869	0
56,611	09/01/22 S SELL	34653	100.0000	0	56,611	56,611	0
56,333	09/01/22 B BUY	60093	100.0000	0	56,333	56,333	0
381,088	09/02/22 S SELL	7032	100.0000	0	381,088	381,088	0
96,571	09/02/22 S SELL	12785	100.0000	0	96,571	96,571	0
11,148	09/02/22 B BUY	19226	100.0000	0	11,148	11,148	0
73,617	09/02/22 S SELL	34676	100.0000	0	73,617	73,617	0
218,532	09/02/22 B BUY	60146	100.0000	0	218,532	218,532	0
160,392	09/06/22 S SELL	7035	100.0000	0	160,392	160,392	0
11,010	09/06/22 S SELL	34701	100.0000	0	11,010	11,010	0
166,362	09/06/22 B BUY	60194	100.0000	0	166,362	166,362	0
156,096	09/07/22 S SELL	7038	100.0000	0	156,096	156,096	0
94,438	09/07/22 S SELL	34727	100.0000	0	94,438	94,438	0
20,149	09/07/22 B BUY	60204	100.0000	0	20,149	20,149	0
381,956	09/08/22 S SELL	7040	100.0000	0	381,956	381,956	0
4,000,000	09/08/22 B BUY	12803	100.0000	0	4,000,000	4,000,000	0
15,935	09/08/22 B BUY	19231	100.0000	0	15,935	15,935	0
132,375	09/08/22 B BUY	34750	100.0000	0	132,375	132,375	0
15,230	09/08/22 B BUY	60215	100.0000	0	15,230	15,230	0
20,137	09/09/22 S SELL	7043	100.0000	0	20,137	20,137	0
3,578	09/09/22 B BUY	19243	100.0000	0	3,578	3,578	0
22,097	09/09/22 B BUY	34773	100.0000	0	22,097	22,097	0

JPMorgan Investor Services — J.P.Morgan

BOILERMAKERS NATIONAL ANNUITY TRUST
E.I.N. 48-1029345 PLAN NO. 001
SCHEDULE H, LINE 4j—SCHEDULE OF REPORTABLE TRANSACTIONS (CONTINUED)
YEAR ENDED DECEMBER 31, 2022

FD495 — PAGE 116
SCHEDULE H (FORM 5500 - 4J-3) — BANK OF LABOR - MONTHLY — C 18661
SCHEDULE OF REPORTABLE TRANSACTIONS — DECEMBER 31,2021
SERIES OF TRANSACTIONS IN SAME SECURITY — BASE CURRENCY: USD — THROUGH DECEMBER 31,2022

DESCRIPTION OF ASSET IDENTITY OF PARTY INVOLVED			BASED ON MARKET VALUE OF PURCHASE PRICE SELLING PRICE	1,250,188,787 EXPENSES	5% VALUE OF COST OF ASSET	62,509,439 CURRENT VALUE	NET GAIN OR (LOSS)
25,571	09/09/22 B BUY	60240	100.0000	0	25,571	25,571	0
290,461	09/12/22 S SELL	7047	100.0000	0	290,461	290,461	0
5,880	09/12/22 B BUY	12808	100.0000	0	5,880	5,880	0
19,574	09/12/22 B BUY	19251	100.0000	0	19,574	19,574	0
132,017	09/12/22 B BUY	34861	100.0000	0	132,017	132,017	0
40,990	09/12/22 B BUY	60259	100.0000	0	40,990	40,990	0
878,484	09/13/22 S SELL	7049	100.0000	0	878,484	878,484	0
49,649	09/13/22 B BUY	19264	100.0000	0	49,649	49,649	0
83,261	09/13/22 B BUY	35011	100.0000	0	83,261	83,261	0
80,320	09/13/22 S SELL	60283	100.0000	0	80,320	80,320	0
84,398	09/14/22 S SELL	7051	100.0000	0	84,398	84,398	0
35,083	09/14/22 S SELL	19269	100.0000	0	35,083	35,083	0
330,270	09/14/22 S SELL	35050	100.0000	0	330,270	330,270	0
5,921	09/14/22 S SELL	60293	100.0000	0	5,921	5,921	0
149,905	09/15/22 B BUY	7054	100.0000	0	149,905	149,905	0
46,566	09/15/22 B BUY	12830	100.0000	0	46,566	46,566	0
21,394	09/15/22 B BUY	19276	100.0000	0	21,394	21,394	0
29,471	09/15/22 B BUY	35073	100.0000	0	29,471	29,471	0
21,203	09/15/22 S SELL	60306	100.0000	0	21,203	21,203	0
189,004	09/16/22 S SELL	7056	100.0000	0	189,004	189,004	0
492,558	09/16/22 S SELL	12836	100.0000	0	492,558	492,558	0
32,615	09/16/22 B BUY	19279	100.0000	0	32,615	32,615	0
89,706	09/16/22 S SELL	35120	100.0000	0	89,706	89,706	0
8,422	09/16/22 S SELL	60321	100.0000	0	8,422	8,422	0
336,222	09/19/22 S SELL	7059	100.0000	0	336,222	336,222	0
22,982	09/19/22 B BUY	19281	100.0000	0	22,982	22,982	0
57,373	09/19/22 S SELL	35143	100.0000	0	57,373	57,373	0
8,393	09/19/22 S SELL	60333	100.0000	0	8,393	8,393	0
183,290	09/20/22 B BUY	7061	100.0000	0	183,290	183,290	0
442,807	09/20/22 S SELL	12843	100.0000	0	442,807	442,807	0
8,430	09/20/22 B BUY	19287	100.0000	0	8,430	8,430	0
32,827	09/20/22 B BUY	35166	100.0000	0	32,827	32,827	0
623	09/20/22 B BUY	60352	100.0000	0	623	623	0
465,110	09/21/22 S SELL	7063	100.0000	0	465,110	465,110	0
4,078	09/21/22 S SELL	19289	100.0000	0	4,078	4,078	0
111,519	09/21/22 S SELL	35189	100.0000	0	111,519	111,519	0
15,667	09/21/22 B BUY	60362	100.0000	0	15,667	15,667	0
24,376	09/22/22 B BUY	7065	100.0000	0	24,376	24,376	0
565,490	09/22/22 S SELL	12854	100.0000	0	565,490	565,490	0
16,262	09/22/22 S SELL	19292	100.0000	0	16,262	16,262	0
103,743	09/22/22 S SELL	35212	100.0000	0	103,743	103,743	0
3,980	09/22/22 B BUY	60411	100.0000	0	3,980	3,980	0
196,022	09/23/22 B BUY	7069	100.0000	0	196,022	196,022	0
17,231	09/23/22 S SELL	19296	100.0000	0	17,231	17,231	0
99,251	09/23/22 S SELL	35237	100.0000	0	99,251	99,251	0
48,196	09/23/22 B BUY	60469	100.0000	0	48,196	48,196	0
102,808	09/26/22 S SELL	7072	100.0000	0	102,808	102,808	0

JPMorgan Investor Services — J.P.Morgan

BOILERMAKERS NATIONAL ANNUITY TRUST
E.I.N. 48-1029345 PLAN NO. 001
SCHEDULE H, LINE 4j—SCHEDULE OF REPORTABLE TRANSACTIONS (CONTINUED)
YEAR ENDED DECEMBER 31, 2022

FD495 — PAGE 117
SCHEDULE H (FORM 5500 - 4J-3) — BANK OF LABOR - MONTHLY — C 18661
SCHEDULE OF REPORTABLE TRANSACTIONS — BASE CURRENCY: USD — THROUGH DECEMBER 31,2021
SERIES OF TRANSACTIONS IN SAME SECURITY — THROUGH DECEMBER 31,2022

DESCRIPTION OF ASSET IDENTITY OF PARTY INVOLVED				BASED ON MARKET VALUE OF PURCHASE PRICE SELLING PRICE	EXPENSES	1,250,188,787 COST OF ASSET	5% VALUE OF CURRENT VALUE	62,509,439 NET GAIN OR (LOSS)
146,821	09/26/22 B BUY	12858		100.0000	0	146,821	146,821	0
46,085	09/26/22 S SELL	19300		100.0000	0	46,085	46,085	0
166,835	09/26/22 S SELL	35260		100.0000	0	166,835	166,835	0
20,581	09/26/22 S SELL	60537		100.0000	0	20,581	20,581	0
739,552	09/27/22 S SELL	7074		100.0000	0	739,552	739,552	0
37,880	09/27/22 S SELL	19302		100.0000	0	37,880	37,880	0
631,778	09/27/22 B BUY	35283		100.0000	0	631,778	631,778	0
103,938	09/27/22 S SELL	60591		100.0000	0	103,938	103,938	0
203,392	09/28/22 B BUY	7077		100.0000	0	203,392	203,392	0
654,112	09/28/22 B BUY	12860		100.0000	0	654,112	654,112	0
16,372	09/28/22 S SELL	19334		100.0000	0	16,372	16,372	0
11,503	09/28/22 B BUY	35338		100.0000	0	11,503	11,503	0
249,167	09/28/22 S SELL	60638		100.0000	0	249,167	249,167	0
165,550	09/29/22 B BUY	7079		100.0000	0	165,550	165,550	0
282,754	09/29/22 B BUY	19344		100.0000	0	282,754	282,754	0
186,972	09/29/22 B BUY	35363		100.0000	0	186,972	186,972	0
126,487	09/29/22 S SELL	60701		100.0000	0	126,487	126,487	0
168,617	09/30/22 B BUY	7082		100.0000	0	168,617	168,617	0
124,422	09/30/22 B BUY	12943		100.0000	0	124,422	124,422	0
69,661	09/30/22 B BUY	19364		100.0000	0	69,661	69,661	0
132,169	09/30/22 S SELL	35386		100.0000	0	132,169	132,169	0
3,665	09/30/22 B BUY	60744		100.0000	0	3,665	3,665	0
49,069	10/03/22 S SELL	7086		100.0000	0	49,069	49,069	0
978,236	10/03/22 B BUY	12945		100.0000	0	978,236	978,236	0
30,085	10/03/22 S SELL	19373		100.0000	0	30,085	30,085	0
74,477	10/03/22 S SELL	35410		100.0000	0	74,477	74,477	0
57,004	10/03/22 S SELL	60758		100.0000	0	57,004	57,004	0
859,461	10/04/22 B BUY	7088		100.0000	0	859,461	859,461	0
446,998	10/04/22 B BUY	12950		100.0000	0	446,998	446,998	0
133,768	10/04/22 S SELL	19374		100.0000	0	133,768	133,768	0
175,133	10/04/22 B BUY	35433		100.0000	0	175,133	175,133	0
25,202	10/04/22 S SELL	60791		100.0000	0	25,202	25,202	0
428,222	10/05/22 S SELL	7090		100.0000	0	428,222	428,222	0
894	10/05/22 B BUY	19383		100.0000	0	894	894	0
246,681	10/05/22 B BUY	35456		100.0000	0	246,681	246,681	0
1,438	10/05/22 S SELL	60815		100.0000	0	1,438	1,438	0
181,266	10/06/22 S SELL	7095		100.0000	0	181,266	181,266	0
76,348	10/06/22 S SELL	19401		100.0000	0	76,348	76,348	0
141,065	10/06/22 S SELL	35489		100.0000	0	141,065	141,065	0
98,609	10/06/22 B BUY	60836		100.0000	0	98,609	98,609	0
1,709,189	10/07/22 S SELL	7100		100.0000	0	1,709,189	1,709,189	0
319,450	10/07/22 S SELL	19410		100.0000	0	319,450	319,450	0
103,953	10/07/22 S SELL	35514		100.0000	0	103,953	103,953	0
96,529	10/07/22 S SELL	60888		100.0000	0	96,529	96,529	0
2,375,059	10/11/22 B BUY	7105		100.0000	0	2,375,059	2,375,059	0
185,895	10/11/22 S SELL	19415		100.0000	0	185,895	185,895	0
107,531	10/11/22 S SELL	35600		100.0000	0	107,531	107,531	0

JPMorgan Investor Services — J.P.Morgan

BOILERMAKERS NATIONAL ANNUITY TRUST
E.I.N. 48-1029345 PLAN NO. 001
SCHEDULE H, LINE 4j—SCHEDULE OF REPORTABLE TRANSACTIONS (CONTINUED)
YEAR ENDED DECEMBER 31, 2022

FD495 PAGE 118
SCHEDULE H (FORM 5500 - 4J-3) BANK OF LABOR - MONTHLY C 18661
SCHEDULE OF REPORTABLE TRANSACTIONS DECEMBER 31,2021
SERIES OF TRANSACTIONS IN SAME SECURITY BASE CURRENCY: USD THROUGH DECEMBER 31,2022

DESCRIPTION OF ASSET IDENTITY OF PARTY INVOLVED				BASED ON MARKET PURCHASE PRICE SELLING PRICE	VALUE OF EXPENSES	1,250,188,787 COST OF ASSET	5% VALUE OF CURRENT VALUE	62,509,439 NET GAIN OR (LOSS)
310,678	10/11/22 S SELL	60974		100.0000	0	310,678	310,678	0
301,306	10/12/22 S SELL	7107		100.0000	0	301,306	301,306	0
27,314	10/12/22 S SELL	19419		100.0000	0	27,314	27,314	0
44,918	10/12/22 S SELL	35625		100.0000	0	44,918	44,918	0
2,399	10/12/22 B BUY	61006		100.0000	0	2,399	2,399	0
117,566	10/13/22 S SELL	7109		100.0000	0	117,566	117,566	0
5,933	10/13/22 B BUY	12982		100.0000	0	5,933	5,933	0
68,103	10/13/22 S SELL	19430		100.0000	0	68,103	68,103	0
80,265	10/13/22 S SELL	35656		100.0000	0	80,265	80,265	0
48,318	10/13/22 S SELL	61052		100.0000	0	48,318	48,318	0
40,490	10/14/22 B BUY	7114		100.0000	0	40,490	40,490	0
8,612	10/14/22 S SELL	19462		100.0000	0	8,612	8,612	0
135,116	10/14/22 B BUY	35681		100.0000	0	135,116	135,116	0
93,283	10/14/22 S SELL	61085		100.0000	0	93,283	93,283	0
235,595	10/17/22 S SELL	7125		100.0000	0	235,595	235,595	0
1,699,656	10/17/22 B BUY	12988		100.0000	0	1,699,656	1,699,656	0
822,983	10/17/22 S SELL	19483		100.0000	0	822,983	822,983	0
146,570	10/17/22 S SELL	35704		100.0000	0	146,570	146,570	0
147,136	10/17/22 S SELL	61102		100.0000	0	147,136	147,136	0
172,882	10/18/22 S SELL	7127		100.0000	0	172,882	172,882	0
4,662	10/18/22 B BUY	12992		100.0000	0	4,662	4,662	0
427,157	10/18/22 S SELL	19501		100.0000	0	427,157	427,157	0
243,338	10/18/22 B BUY	35740		100.0000	0	243,338	243,338	0
23,737	10/18/22 S SELL	61114		100.0000	0	23,737	23,737	0
190,371	10/19/22 B BUY	7129		100.0000	0	190,371	190,371	0
403,765	10/19/22 S SELL	19513		100.0000	0	403,765	403,765	0
54,266	10/19/22 B BUY	35763		100.0000	0	54,266	54,266	0
386,784	10/20/22 B BUY	7131		100.0000	0	386,784	386,784	0
54,837	10/20/22 B BUY	12999		100.0000	0	54,837	54,837	0
125,614	10/20/22 S SELL	19523		100.0000	0	125,614	125,614	0
18,925	10/20/22 S SELL	35799		100.0000	0	18,925	18,925	0
76,936	10/21/22 B BUY	7133		100.0000	0	76,936	76,936	0
606,397	10/21/22 S SELL	13003		100.0000	0	606,397	606,397	0
62,481	10/21/22 B BUY	19540		100.0000	0	62,481	62,481	0
33,099	10/21/22 B BUY	35832		100.0000	0	33,099	33,099	0
9,720	10/21/22 B BUY	61156		100.0000	0	9,720	9,720	0
385,543	10/24/22 B BUY	7136		100.0000	0	385,543	385,543	0
366,979	10/24/22 B BUY	19557		100.0000	0	366,979	366,979	0
70,638	10/24/22 B BUY	35857		100.0000	0	70,638	70,638	0
6,365	10/24/22 B BUY	61165		100.0000	0	6,365	6,365	0
650,742	10/25/22 B BUY	7138		100.0000	0	650,742	650,742	0
109,736	10/25/22 B BUY	13006		100.0000	0	109,736	109,736	0
29,080	10/25/22 B BUY	19567		100.0000	0	29,080	29,080	0
93,053	10/25/22 S SELL	35888		100.0000	0	93,053	93,053	0
84,938	10/25/22 S SELL	61170		100.0000	0	84,938	84,938	0
115,975	10/26/22 S SELL	7140		100.0000	0	115,975	115,975	0
17,663	10/26/22 B BUY	19596		100.0000	0	17,663	17,663	0

JPMorgan Investor Services J.P.Morgan

BOILERMAKERS NATIONAL ANNUITY TRUST
E.I.N. 48-1029345 PLAN NO. 001
SCHEDULE H, LINE 4j—SCHEDULE OF REPORTABLE TRANSACTIONS (CONTINUED)
YEAR ENDED DECEMBER 31, 2022

FD495 — PAGE 119
SCHEDULE H (FORM 5500 - 4J-3) — BANK OF LABOR - MONTHLY — C 18661
SCHEDULE OF REPORTABLE TRANSACTIONS — DECEMBER 31,2021
SERIES OF TRANSACTIONS IN SAME SECURITY — BASE CURRENCY: USD — THROUGH DECEMBER 31,2022

DESCRIPTION OF ASSET IDENTITY OF PARTY INVOLVED			BASED ON MARKET VALUE OF PURCHASE PRICE SELLING PRICE	1,250,188,787 EXPENSES	5% VALUE OF COST OF ASSET	62,509,439 CURRENT VALUE	NET GAIN OR (LOSS)
117,955	10/26/22 B BUY	35913	100.0000	0	117,955	117,955	0
14,863	10/26/22 B BUY	61182	100.0000	0	14,863	14,863	0
711,976	10/27/22 S SELL	7142	100.0000	0	711,976	711,976	0
731,630	10/27/22 B BUY	19608	100.0000	0	731,630	731,630	0
22,778	10/27/22 B BUY	35936	100.0000	0	22,778	22,778	0
16,143	10/27/22 B BUY	61191	100.0000	0	16,143	16,143	0
51,861	10/28/22 B BUY	7145	100.0000	0	51,861	51,861	0
524,176	10/28/22 B BUY	19609	100.0000	0	524,176	524,176	0
79,277	10/28/22 S SELL	35967	100.0000	0	79,277	79,277	0
6,534	10/28/22 B BUY	61196	100.0000	0	6,534	6,534	0
444,160	10/31/22 B BUY	7149	100.0000	0	444,160	444,160	0
404,400	10/31/22 B BUY	13025	100.0000	0	404,400	404,400	0
92,618	10/31/22 B BUY	35992	100.0000	0	92,618	92,618	0
14,110	10/31/22 B BUY	61219	100.0000	0	14,110	14,110	0
337,000	11/01/22 S SELL	7152	100.0000	0	337,000	337,000	0
503,514	11/01/22 B BUY	13087	100.0000	0	503,514	503,514	0
51,459	11/01/22 B BUY	19619	100.0000	0	51,459	51,459	0
50,764	11/01/22 S SELL	36016	100.0000	0	50,764	50,764	0
26,349	11/01/22 B BUY	61225	100.0000	0	26,349	26,349	0
188,081	11/02/22 S SELL	7154	100.0000	0	188,081	188,081	0
85,352	11/02/22 B BUY	19635	100.0000	0	85,352	85,352	0
7,785	11/02/22 B BUY	36039	100.0000	0	7,785	7,785	0
9,770	11/02/22 B BUY	61233	100.0000	0	9,770	9,770	0
845,937	11/03/22 B BUY	7161	100.0000	0	845,937	845,937	0
92,913	11/03/22 B BUY	19651	100.0000	0	92,913	92,913	0
139,025	11/03/22 S SELL	36062	100.0000	0	139,025	139,025	0
137,455	11/04/22 S SELL	7164	100.0000	0	137,455	137,455	0
184,558	11/04/22 S SELL	13097	100.0000	0	184,558	184,558	0
161,449	11/04/22 B BUY	19659	100.0000	0	161,449	161,449	0
70,323	11/04/22 S SELL	36087	100.0000	0	70,323	70,323	0
100,553	11/04/22 S SELL	61250	100.0000	0	100,553	100,553	0
134,800	11/07/22 S SELL	7167	100.0000	0	134,800	134,800	0
139,562	11/07/22 S SELL	13110	100.0000	0	139,562	139,562	0
25,079	11/07/22 B BUY	19672	100.0000	0	25,079	25,079	0
66,005	11/07/22 B BUY	36114	100.0000	0	66,005	66,005	0
443	11/07/22 B BUY	61255	100.0000	0	443	443	0
234,343	11/08/22 S SELL	7169	100.0000	0	234,343	234,343	0
102,868	11/08/22 B BUY	19687	100.0000	0	102,868	102,868	0
36,849	11/08/22 B BUY	36139	100.0000	0	36,849	36,849	0
200,109	11/08/22 S SELL	61266	100.0000	0	200,109	200,109	0
487,947	11/09/22 S SELL	7173	100.0000	0	487,947	487,947	0
140,833	11/09/22 S SELL	13121	100.0000	0	140,833	140,833	0
12,135	11/09/22 B BUY	19698	100.0000	0	12,135	12,135	0
60,902	11/09/22 B BUY	36162	100.0000	0	60,902	60,902	0
40,339	11/09/22 B BUY	61279	100.0000	0	40,339	40,339	0
368,726	11/10/22 S SELL	7175	100.0000	0	368,726	368,726	0
32,359	11/10/22 B BUY	19724	100.0000	0	32,359	32,359	0

JPMorgan Investor Services — J.P.Morgan

BOILERMAKERS NATIONAL ANNUITY TRUST
E.I.N. 48-1029345 PLAN NO. 001
SCHEDULE H, LINE 4j—SCHEDULE OF REPORTABLE TRANSACTIONS (CONTINUED)
YEAR ENDED DECEMBER 31, 2022

FD495 — PAGE 120
SCHEDULE H (FORM 5500 - 4J-3) — BANK OF LABOR - MONTHLY — C 18661
SCHEDULE OF REPORTABLE TRANSACTIONS — DECEMBER 31,2021
SERIES OF TRANSACTIONS IN SAME SECURITY — BASE CURRENCY: USD — THROUGH DECEMBER 31,2022

DESCRIPTION OF ASSET IDENTITY OF PARTY INVOLVED				BASED ON MARKET VALUE OF PURCHASE PRICE SELLING PRICE	EXPENSES	1,250,188,787 COST OF ASSET	5% VALUE OF CURRENT VALUE	62,509,439 NET GAIN OR (LOSS)
142,430	11/10/22 S SELL	36185		100.0000	0	142,430	142,430	0
118,596	11/10/22 B BUY	61301		100.0000	0	118,596	118,596	0
672,576	11/14/22 S SELL	7178		100.0000	0	672,576	672,576	0
29,381	11/14/22 B BUY	13136		100.0000	0	29,381	29,381	0
37,650	11/14/22 S SELL	19742		100.0000	0	37,650	37,650	0
549,204	11/14/22 B BUY	36235		100.0000	0	549,204	549,204	0
107,950	11/14/22 B BUY	61356		100.0000	0	107,950	107,950	0
11,726	11/15/22 S SELL	7183		100.0000	0	11,726	11,726	0
999,475	11/15/22 S SELL	13150		100.0000	0	999,475	999,475	0
657,316	11/15/22 B BUY	19749		100.0000	0	657,316	657,316	0
74,925	11/15/22 S SELL	36258		100.0000	0	74,925	74,925	0
128,750	11/15/22 B BUY	61382		100.0000	0	128,750	128,750	0
475,638	11/16/22 S SELL	7185		100.0000	0	475,638	475,638	0
1,000,000	11/16/22 S SELL	13153		100.0000	0	1,000,000	1,000,000	0
35,504	11/16/22 S SELL	19756		100.0000	0	35,504	35,504	0
80,159	11/16/22 B BUY	36281		100.0000	0	80,159	80,159	0
30,558	11/16/22 B BUY	61386		100.0000	0	30,558	30,558	0
347,527	11/17/22 B BUY	7188		100.0000	0	347,527	347,527	0
38,206	11/17/22 S SELL	19763		100.0000	0	38,206	38,206	0
71,834	11/17/22 S SELL	36304		100.0000	0	71,834	71,834	0
31,751	11/17/22 S SELL	61406		100.0000	0	31,751	31,751	0
55,275	11/18/22 B BUY	7191		100.0000	0	55,275	55,275	0
2,160,755	11/18/22 S SELL	13162		100.0000	0	2,160,755	2,160,755	0
47,752	11/18/22 S SELL	19770		100.0000	0	47,752	47,752	0
37,356	11/18/22 S SELL	36329		100.0000	0	37,356	37,356	0
68,732	11/18/22 B BUY	61421		100.0000	0	68,732	68,732	0
235,507	11/21/22 B BUY	7193		100.0000	0	235,507	235,507	0
123,846	11/21/22 S SELL	13166		100.0000	0	123,846	123,846	0
70,462	11/21/22 S SELL	19780		100.0000	0	70,462	70,462	0
18,994	11/21/22 B BUY	36352		100.0000	0	18,994	18,994	0
5,908	11/21/22 B BUY	61442		100.0000	0	5,908	5,908	0
169,407	11/22/22 B BUY	7195		100.0000	0	169,407	169,407	0
4,862	11/22/22 S SELL	19787		100.0000	0	4,862	4,862	0
41,613	11/22/22 S SELL	36423		100.0000	0	41,613	41,613	0
9,050	11/22/22 B BUY	61470		100.0000	0	9,050	9,050	0
978,756	11/23/22 B BUY	7197		100.0000	0	978,756	978,756	0
175,851	11/23/22 S SELL	13174		100.0000	0	175,851	175,851	0
13,710	11/23/22 S SELL	19818		100.0000	0	13,710	13,710	0
106,130	11/23/22 B BUY	36446		100.0000	0	106,130	106,130	0
194,475	11/23/22 S SELL	61498		100.0000	0	194,475	194,475	0
252,477	11/25/22 S SELL	7199		100.0000	0	252,477	252,477	0
98,684	11/25/22 B BUY	13175		100.0000	0	98,684	98,684	0
317,365	11/25/22 S SELL	19842		100.0000	0	317,365	317,365	0
59,177	11/25/22 B BUY	36479		100.0000	0	59,177	59,177	0
224,320	11/25/22 B BUY	61548		100.0000	0	224,320	224,320	0
626,205	11/28/22 S SELL	7201		100.0000	0	626,205	626,205	0
91,795	11/28/22 S SELL	19844		100.0000	0	91,795	91,795	0

JPMorgan Investor Services — J.P.Morgan

BOILERMAKERS NATIONAL ANNUITY TRUST
E.I.N. 48-1029345 PLAN NO. 001
SCHEDULE H, LINE 4j—SCHEDULE OF REPORTABLE TRANSACTIONS (CONTINUED)
YEAR ENDED DECEMBER 31, 2022

FD495 — PAGE 121
SCHEDULE H (FORM 5500 - 4J-3) — BANK OF LABOR - MONTHLY — C 18661
SCHEDULE OF REPORTABLE TRANSACTIONS — DECEMBER 31,2021
SERIES OF TRANSACTIONS IN SAME SECURITY — BASE CURRENCY: USD — THROUGH DECEMBER 31,2022

DESCRIPTION OF ASSET IDENTITY OF PARTY INVOLVED				BASED ON MARKET VALUE OF PURCHASE PRICE SELLING PRICE	1,250,188,787 EXPENSES	5% VALUE OF COST OF ASSET	62,509,439 CURRENT VALUE	NET GAIN OR (LOSS)
11,663	11/28/22	B BUY	36500	100.0000	0	11,663	11,663	0
36,681	11/28/22	B BUY	61563	100.0000	0	36,681	36,681	0
1,102,845	11/29/22	B BUY	7204	100.0000	0	1,102,845	1,102,845	0
4,765	11/29/22	S SELL	19850	100.0000	0	4,765	4,765	0
115,119	11/29/22	S SELL	36521	100.0000	0	115,119	115,119	0
101,562	11/29/22	B BUY	61596	100.0000	0	101,562	101,562	0
913,932	11/30/22	B BUY	7206	100.0000	0	913,932	913,932	0
53,746	11/30/22	S SELL	19855	100.0000	0	53,746	53,746	0
3,469	11/30/22	S SELL	36544	100.0000	0	3,469	3,469	0
46,645	11/30/22	B BUY	61660	100.0000	0	46,645	46,645	0
1,312,906	12/01/22	B BUY	7209	100.0000	0	1,312,906	1,312,906	0
1,198,223	12/01/22	B BUY	13259	100.0000	0	1,198,223	1,198,223	0
73,188	12/01/22	S SELL	19864	100.0000	0	73,188	73,188	0
212,331	12/01/22	B BUY	36568	100.0000	0	212,331	212,331	0
19,114	12/01/22	B BUY	61682	100.0000	0	19,114	19,114	0
109,579	12/02/22	B BUY	7211	100.0000	0	109,579	109,579	0
78,754	12/02/22	S SELL	19883	100.0000	0	78,754	78,754	0
16,977	12/02/22	B BUY	36605	100.0000	0	16,977	16,977	0
8,437	12/02/22	B BUY	61724	100.0000	0	8,437	8,437	0
504,994	12/05/22	B BUY	7215	100.0000	0	504,994	504,994	0
690,725	12/05/22	S SELL	13267	100.0000	0	690,725	690,725	0
137,897	12/05/22	S SELL	19934	100.0000	0	137,897	137,897	0
925	12/05/22	B BUY	36634	100.0000	0	925	925	0
1,223	12/05/22	B BUY	61815	100.0000	0	1,223	1,223	0
920,167	12/06/22	B BUY	7218	100.0000	0	920,167	920,167	0
689,032	12/06/22	B BUY	19935	100.0000	0	689,032	689,032	0
167,023	12/06/22	S SELL	36659	100.0000	0	167,023	167,023	0
24,327	12/06/22	S SELL	61834	100.0000	0	24,327	24,327	0
589,909	12/07/22	S SELL	7220	100.0000	0	589,909	589,909	0
405,228	12/07/22	S SELL	13281	100.0000	0	405,228	405,228	0
52,847	12/07/22	S SELL	19936	100.0000	0	52,847	52,847	0
164,298	12/07/22	S SELL	36694	100.0000	0	164,298	164,298	0
73,101	12/07/22	S SELL	61847	100.0000	0	73,101	73,101	0
16,154	12/08/22	B BUY	7224	100.0000	0	16,154	16,154	0
3,853,546	12/08/22	B BUY	13290	100.0000	0	3,853,546	3,853,546	0
16,378	12/08/22	B BUY	19959	100.0000	0	16,378	16,378	0
29,986	12/08/22	S SELL	36729	100.0000	0	29,986	29,986	0
3,197	12/08/22	S SELL	61853	100.0000	0	3,197	3,197	0
388,524	12/09/22	S SELL	7227	100.0000	0	388,524	388,524	0
271,138	12/09/22	S SELL	19974	100.0000	0	271,138	271,138	0
41,381	12/09/22	B BUY	36759	100.0000	0	41,381	41,381	0
61,513	12/09/22	B BUY	61904	100.0000	0	61,513	61,513	0
991,623	12/12/22	S SELL	7230	100.0000	0	991,623	991,623	0
629,919	12/12/22	S SELL	13295	100.0000	0	629,919	629,919	0
79,543	12/12/22	S SELL	19986	100.0000	0	79,543	79,543	0
18,489	12/12/22	S SELL	36857	100.0000	0	18,489	18,489	0
1,370	12/12/22	B BUY	61930	100.0000	0	1,370	1,370	0

JPMorgan Investor Services — J.P.Morgan

BOILERMAKERS NATIONAL ANNUITY TRUST
E.I.N. 48-1029345 PLAN NO. 001
SCHEDULE H, LINE 4j—SCHEDULE OF REPORTABLE TRANSACTIONS (CONTINUED)
YEAR ENDED DECEMBER 31, 2022

FD495 PAGE 122
SCHEDULE H (FORM 5500 - 4J-3) BANK OF LABOR - MONTHLY C 18661
SCHEDULE OF REPORTABLE TRANSACTIONS DECEMBER 31,2021
SERIES OF TRANSACTIONS IN SAME SECURITY BASE CURRENCY: USD THROUGH DECEMBER 31,2022

DESCRIPTION OF ASSET IDENTITY OF PARTY INVOLVED				BASED ON MARKET VALUE OF PURCHASE PRICE SELLING PRICE	EXPENSES	1,250,188,787 COST OF ASSET	5% VALUE OF CURRENT VALUE	62,509,439 NET GAIN OR (LOSS)
150,915	12/13/22 S SELL	7233		100.0000	0	150,915	150,915	0
500,000	12/13/22 S SELL	13308		100.0000	0	500,000	500,000	0
63,335	12/13/22 S SELL	19990		100.0000	0	63,335	63,335	0
78,495	12/13/22 B BUY	37026		100.0000	0	78,495	78,495	0
36,565	12/13/22 S SELL	61992		100.0000	0	36,565	36,565	0
644,103	12/14/22 S SELL	7236		100.0000	0	644,103	644,103	0
9,131	12/14/22 S SELL	19993		100.0000	0	9,131	9,131	0
126,530	12/14/22 B BUY	37063		100.0000	0	126,530	126,530	0
112,829	12/14/22 B BUY	62029		100.0000	0	112,829	112,829	0
36,520	12/15/22 S SELL	7238		100.0000	0	36,520	36,520	0
250,720	12/15/22 B BUY	13321		100.0000	0	250,720	250,720	0
78,918	12/15/22 S SELL	20009		100.0000	0	78,918	78,918	0
16,472	12/15/22 S SELL	37086		100.0000	0	16,472	16,472	0
76,380	12/15/22 S SELL	62108		100.0000	0	76,380	76,380	0
219,267	12/16/22 B BUY	7240		100.0000	0	219,267	219,267	0
4,945	12/16/22 B BUY	13333		100.0000	0	4,945	4,945	0
109,895	12/16/22 S SELL	20012		100.0000	0	109,895	109,895	0
222,408	12/16/22 S SELL	37115		100.0000	0	222,408	222,408	0
44,928	12/16/22 S SELL	62166		100.0000	0	44,928	44,928	0
1,676,747	12/19/22 S SELL	7243		100.0000	0	1,676,747	1,676,747	0
167,370	12/19/22 S SELL	13337		100.0000	0	167,370	167,370	0
9,655	12/19/22 S SELL	20015		100.0000	0	9,655	9,655	0
15,982	12/19/22 S SELL	37142		100.0000	0	15,982	15,982	0
55,839	12/19/22 S SELL	62215		100.0000	0	55,839	55,839	0
714,996	12/20/22 B BUY	7248		100.0000	0	714,996	714,996	0
35,913	12/20/22 B BUY	13342		100.0000	0	35,913	35,913	0
50,601	12/20/22 S SELL	20016		100.0000	0	50,601	50,601	0
75,747	12/20/22 S SELL	37171		100.0000	0	75,747	75,747	0
86,323	12/20/22 S SELL	62245		100.0000	0	86,323	86,323	0
619,280	12/21/22 B BUY	7251		100.0000	0	619,280	619,280	0
48,290	12/21/22 B BUY	37208		100.0000	0	48,290	48,290	0
37,019	12/21/22 S SELL	62266		100.0000	0	37,019	37,019	0
183,264	12/22/22 B BUY	7253		100.0000	0	183,264	183,264	0
392,379	12/22/22 S SELL	13350		100.0000	0	392,379	392,379	0
78,439	12/22/22 B BUY	20036		100.0000	0	78,439	78,439	0
95,153	12/22/22 B BUY	37235		100.0000	0	95,153	95,153	0
142,117	12/22/22 S SELL	62287		100.0000	0	142,117	142,117	0
92,136	12/23/22 S SELL	7255		100.0000	0	92,136	92,136	0
1,493,088	12/23/22 S SELL	13351		100.0000	0	1,493,088	1,493,088	0
69,323	12/23/22 S SELL	20038		100.0000	0	69,323	69,323	0
86,856	12/23/22 S SELL	37258		100.0000	0	86,856	86,856	0
140,307	12/23/22 S SELL	62314		100.0000	0	140,307	140,307	0
108,584	12/27/22 S SELL	7257		100.0000	0	108,584	108,584	0
181,317	12/27/22 B BUY	13352		100.0000	0	181,317	181,317	0
8,156	12/27/22 S SELL	20040		100.0000	0	8,156	8,156	0
13,950	12/27/22 B BUY	37313		100.0000	0	13,950	13,950	0
10,876	12/27/22 S SELL	62322		100.0000	0	10,876	10,876	0

JPMorgan Investor Services J.P.Morgan

BOILERMAKERS NATIONAL ANNUITY TRUST
E.I.N. 48-1029345 PLAN NO. 001
SCHEDULE H, LINE 4j—SCHEDULE OF REPORTABLE TRANSACTIONS (CONTINUED)
YEAR ENDED DECEMBER 31, 2022

FD495 — PAGE 123
SCHEDULE H (FORM 5500 - 4J-3) — BANK OF LABOR - MONTHLY — C 18661
SCHEDULE OF REPORTABLE TRANSACTIONS — DECEMBER 31,2021
SERIES OF TRANSACTIONS IN SAME SECURITY — BASE CURRENCY: USD — THROUGH DECEMBER 31,2022

DESCRIPTION OF ASSET / IDENTITY OF PARTY INVOLVED				BASED ON MARKET VALUE OF PURCHASE PRICE / SELLING PRICE	EXPENSES	1,250,188,787 COST OF ASSET	5% VALUE OF CURRENT VALUE	62,509,439 NET GAIN OR (LOSS)
415,790	12/28/22 S SELL	7260		100.0000	0	415,790	415,790	0
2,038	12/28/22 B BUY	20042		100.0000	0	2,038	2,038	0
38,071	12/28/22 S SELL	37336		100.0000	0	38,071	38,071	0
12,059	12/28/22 S SELL	62340		100.0000	0	12,059	12,059	0
150,291	12/29/22 B BUY	7262		100.0000	0	150,291	150,291	0
89,424	12/29/22 S SELL	37359		100.0000	0	89,424	89,424	0
2,292	12/29/22 S SELL	62378		100.0000	0	2,292	2,292	0
1,315,184	12/30/22 B BUY	7266		100.0000	0	1,315,184	1,315,184	0
9,123	12/30/22 B BUY	13424		100.0000	0	9,123	9,123	0
4,098	12/30/22 B BUY	20048		100.0000	0	4,098	4,098	0
124,650	12/30/22 B BUY	37382		100.0000	0	124,650	124,650	0
1,340	12/30/22 S SELL	62407		100.0000	0	1,340	1,340	0
133,579,127		548	TOTAL BUYS		0	133,579,127	133,579,127	0
137,758,969		542	TOTAL SELLS		0	137,758,969	137,758,969	0
271,338,096			SECURITY TOTAL		0	271,338,096	271,338,096	0
AAQ9995S6 JPMORGAN US TREAS PLUS MMKT FUND CAPITAL SHARES - MONTHLY VARIABLE 12/31/2049								
BROKER 0800003 MEMO-MASTER NOTES/POOLED FUNDS								
66,292	01/03/22 B BUY	22536		100.0000	0	66,292	66,292	0
33,013	01/04/22 B BUY	22557		100.0000	0	33,013	33,013	0
15,046	01/05/22 B BUY	22570		100.0000	0	15,046	15,046	0
556,553	01/06/22 S SELL	22587		100.0000	0	556,553	556,553	0
476,081	01/07/22 B BUY	22612		100.0000	0	476,081	476,081	0
23,727	01/10/22 B BUY	22628		100.0000	0	23,727	23,727	0
111,642	01/11/22 B BUY	22645		100.0000	0	111,642	111,642	0
5,203	01/12/22 S SELL	22662		100.0000	0	5,203	5,203	0
2,085,123	01/13/22 B BUY	22686		100.0000	0	2,085,123	2,085,123	0
76,759	01/14/22 S SELL	22736		100.0000	0	76,759	76,759	0
674,424	01/18/22 B BUY	22760		100.0000	0	674,424	674,424	0
417,718	01/19/22 S SELL	22783		100.0000	0	417,718	417,718	0
13,008	01/20/22 B BUY	22801		100.0000	0	13,008	13,008	0
374,689	01/21/22 S SELL	22819		100.0000	0	374,689	374,689	0
65,492	01/24/22 B BUY	22838		100.0000	0	65,492	65,492	0
216,120	01/25/22 B BUY	22871		100.0000	0	216,120	216,120	0
419,160	01/26/22 B BUY	22905		100.0000	0	419,160	419,160	0
30,919	01/27/22 B BUY	22921		100.0000	0	30,919	30,919	0
31,211	01/28/22 S SELL	22940		100.0000	0	31,211	31,211	0
2,589,708	01/31/22 B BUY	22954		100.0000	0	2,589,708	2,589,708	0
55,030	02/01/22 B BUY	23024		100.0000	0	55,030	55,030	0
5,668,763	02/02/22 S SELL	23041		100.0000	0	5,668,763	5,668,763	0
7,382	02/03/22 S SELL	23055		100.0000	0	7,382	7,382	0
80,848	02/04/22 S SELL	23069		100.0000	0	80,848	80,848	0
15,901	02/07/22 B BUY	23093		100.0000	0	15,901	15,901	0
20,678	02/08/22 B BUY	23113		100.0000	0	20,678	20,678	0

JPMorgan Investor Services — J.P.Morgan

BOILERMAKERS NATIONAL ANNUITY TRUST
E.I.N. 48-1029345 PLAN NO. 001
SCHEDULE H, LINE 4j—SCHEDULE OF REPORTABLE TRANSACTIONS (CONTINUED)
YEAR ENDED DECEMBER 31, 2022

FD495 — PAGE 124
SCHEDULE H (FORM 5500 - 4J-3) — BANK OF LABOR - MONTHLY — C 18661
SCHEDULE OF REPORTABLE TRANSACTIONS — DECEMBER 31,2021
SERIES OF TRANSACTIONS IN SAME SECURITY — BASE CURRENCY: USD — THROUGH DECEMBER 31,2022

DESCRIPTION OF ASSET IDENTITY OF PARTY INVOLVED		BASED ON MARKET VALUE OF PURCHASE PRICE SELLING PRICE	EXPENSES	1,250,188,787 COST OF ASSET	5% VALUE OF CURRENT VALUE	62,509,439 NET GAIN OR (LOSS)
490,643 02/09/22 B BUY	23129	100.0000	0	490,643	490,643	0
268,875 02/10/22 B BUY	23151	100.0000	0	268,875	268,875	0
132,692 02/11/22 S SELL	23166	100.0000	0	132,692	132,692	0
393,754 02/14/22 S SELL	23185	100.0000	0	393,754	393,754	0
148,964 02/15/22 B BUY	23237	100.0000	0	148,964	148,964	0
9,912 02/16/22 B BUY	23259	100.0000	0	9,912	9,912	0
960,522 02/17/22 B BUY	23283	100.0000	0	960,522	960,522	0
545,766 02/18/22 S SELL	23300	100.0000	0	545,766	545,766	0
266,855 02/22/22 S SELL	23319	100.0000	0	266,855	266,855	0
16,378 02/23/22 S SELL	23371	100.0000	0	16,378	16,378	0
4,258 02/24/22 B BUY	23390	100.0000	0	4,258	4,258	0
1,372,248 02/25/22 B BUY	23430	100.0000	0	1,372,248	1,372,248	0
2,495,124 02/28/22 S SELL	23449	100.0000	0	2,495,124	2,495,124	0
66,386 03/01/22 B BUY	23522	100.0000	0	66,386	66,386	0
12,974 03/02/22 S SELL	23537	100.0000	0	12,974	12,974	0
3,181 03/03/22 S SELL	23552	100.0000	0	3,181	3,181	0
268,865 03/04/22 S SELL	23568	100.0000	0	268,865	268,865	0
13,984 03/07/22 S SELL	23600	100.0000	0	13,984	13,984	0
97,311 03/08/22 B BUY	23617	100.0000	0	97,311	97,311	0
248,193 03/09/22 S SELL	23631	100.0000	0	248,193	248,193	0
414,020 03/10/22 B BUY	23651	100.0000	0	414,020	414,020	0
254,523 03/11/22 B BUY	23668	100.0000	0	254,523	254,523	0
243,899 03/14/22 S SELL	23683	100.0000	0	243,899	243,899	0
138,538 03/15/22 S SELL	23744	100.0000	0	138,538	138,538	0
39,196 03/16/22 B BUY	23765	100.0000	0	39,196	39,196	0
9,375 03/17/22 S SELL	23778	100.0000	0	9,375	9,375	0
5,172 03/18/22 B BUY	23799	100.0000	0	5,172	5,172	0
959,618 03/21/22 B BUY	23819	100.0000	0	959,618	959,618	0
165,797 03/22/22 B BUY	23835	100.0000	0	165,797	165,797	0
3,070 03/23/22 B BUY	23847	100.0000	0	3,070	3,070	0
760,570 03/24/22 S SELL	23864	100.0000	0	760,570	760,570	0
154,999 03/25/22 B BUY	23896	100.0000	0	154,999	154,999	0
57,737 03/28/22 B BUY	23909	100.0000	0	57,737	57,737	0
13,689 03/29/22 S SELL	23934	100.0000	0	13,689	13,689	0
213,297 03/30/22 S SELL	23953	100.0000	0	213,297	213,297	0
48,882 03/31/22 S SELL	23965	100.0000	0	48,882	48,882	0
208,264 04/01/22 B BUY	24042	100.0000	0	208,264	208,264	0
32,990 04/04/22 S SELL	24062	100.0000	0	32,990	32,990	0
327,030 04/05/22 S SELL	24074	100.0000	0	327,030	327,030	0
261,052 04/06/22 S SELL	24088	100.0000	0	261,052	261,052	0
424,801 04/07/22 B BUY	24106	100.0000	0	424,801	424,801	0
1,470 04/08/22 B BUY	24121	100.0000	0	1,470	1,470	0
995,239 04/11/22 B BUY	24136	100.0000	0	995,239	995,239	0
4,818 04/12/22 B BUY	24155	100.0000	0	4,818	4,818	0
51,398 04/13/22 S SELL	24167	100.0000	0	51,398	51,398	0
511,289 04/14/22 S SELL	24209	100.0000	0	511,289	511,289	0
180,138 04/18/22 S SELL	24229	100.0000	0	180,138	180,138	0

JPMorgan Investor Services — J.P.Morgan

BOILERMAKERS NATIONAL ANNUITY TRUST
E.I.N. 48-1029345 PLAN NO. 001
SCHEDULE H, LINE 4j—SCHEDULE OF REPORTABLE TRANSACTIONS (CONTINUED)
YEAR ENDED DECEMBER 31, 2022

FD495 — PAGE 125
SCHEDULE H (FORM 5500 - 4J-3) — BANK OF LABOR - MONTHLY — C 18661
SCHEDULE OF REPORTABLE TRANSACTIONS — DECEMBER 31,2021
SERIES OF TRANSACTIONS IN SAME SECURITY — BASE CURRENCY: USD — THROUGH DECEMBER 31,2022

DESCRIPTION OF ASSET IDENTITY OF PARTY INVOLVED			BASED ON MARKET VALUE OF PURCHASE PRICE SELLING PRICE	EXPENSES	1,250,188,787 COST OF ASSET	5% VALUE OF CURRENT VALUE	62,509,439 NET GAIN OR (LOSS)
130,569	04/19/22 B BUY	24251	100.0000	0	130,569	130,569	0
435,772	04/20/22 S SELL	24276	100.0000	0	435,772	435,772	0
1,117,627	04/21/22 B BUY	24302	100.0000	0	1,117,627	1,117,627	0
538,233	04/22/22 S SELL	24318	100.0000	0	538,233	538,233	0
596,350	04/25/22 B BUY	24352	100.0000	0	596,350	596,350	0
596,406	04/26/22 S SELL	24372	100.0000	0	596,406	596,406	0
96,163	04/27/22 B BUY	24383	100.0000	0	96,163	96,163	0
98,629	04/28/22 B BUY	24402	100.0000	0	98,629	98,629	0
14,630	04/29/22 S SELL	24461	100.0000	0	14,630	14,630	0
1,563,073	05/02/22 B BUY	24486	100.0000	0	1,563,073	1,563,073	0
529,975	05/03/22 B BUY	24512	100.0000	0	529,975	529,975	0
602,768	05/04/22 B BUY	24526	100.0000	0	602,768	602,768	0
268,779	05/05/22 B BUY	24537	100.0000	0	268,779	268,779	0
59,070	05/06/22 S SELL	24557	100.0000	0	59,070	59,070	0
22,151	05/09/22 B BUY	24571	100.0000	0	22,151	22,151	0
35,438	05/10/22 B BUY	24582	100.0000	0	35,438	35,438	0
14,672	05/11/22 B BUY	24596	100.0000	0	14,672	14,672	0
30,711	05/12/22 B BUY	24609	100.0000	0	30,711	30,711	0
59,390	05/13/22 B BUY	24658	100.0000	0	59,390	59,390	0
76,253	05/16/22 S SELL	24673	100.0000	0	76,253	76,253	0
145,180	05/17/22 S SELL	24698	100.0000	0	145,180	145,180	0
49,479	05/18/22 S SELL	24715	100.0000	0	49,479	49,479	0
2,415,307	05/19/22 S SELL	24730	100.0000	0	2,415,307	2,415,307	0
42,174	05/20/22 B BUY	24761	100.0000	0	42,174	42,174	0
227,110	05/23/22 B BUY	24781	100.0000	0	227,110	227,110	0
468,095	05/24/22 S SELL	24799	100.0000	0	468,095	468,095	0
1,213,166	05/25/22 B BUY	24842	100.0000	0	1,213,166	1,213,166	0
317,832	05/26/22 B BUY	24885	100.0000	0	317,832	317,832	0
1,602,601	05/27/22 S SELL	24897	100.0000	0	1,602,601	1,602,601	0
110,683	05/31/22 S SELL	24914	100.0000	0	110,683	110,683	0
505,577	06/01/22 B BUY	24986	100.0000	0	505,577	505,577	0
96,521	06/02/22 B BUY	25001	100.0000	0	96,521	96,521	0
176,576	06/03/22 B BUY	25015	100.0000	0	176,576	176,576	0
218,188	06/06/22 B BUY	25032	100.0000	0	218,188	218,188	0
25,399	06/07/22 S SELL	25072	100.0000	0	25,399	25,399	0
53,941	06/08/22 B BUY	25083	100.0000	0	53,941	53,941	0
602,511	06/09/22 S SELL	25095	100.0000	0	602,511	602,511	0
17,066	06/10/22 S SELL	25109	100.0000	0	17,066	17,066	0
113,233	06/13/22 S SELL	25123	100.0000	0	113,233	113,233	0
180,734	06/14/22 B BUY	25136	100.0000	0	180,734	180,734	0
1,576,722	06/15/22 B BUY	25192	100.0000	0	1,576,722	1,576,722	0
84,422	06/16/22 B BUY	25215	100.0000	0	84,422	84,422	0
334,372	06/17/22 B BUY	25234	100.0000	0	334,372	334,372	0
2,400,687	06/21/22 S SELL	25249	100.0000	0	2,400,687	2,400,687	0
329,374	06/22/22 B BUY	25266	100.0000	0	329,374	329,374	0
156,980	06/23/22 B BUY	25277	100.0000	0	156,980	156,980	0
50,835	06/24/22 B BUY	25306	100.0000	0	50,835	50,835	0

JPMorgan Investor Services — J.P.Morgan

BOILERMAKERS NATIONAL ANNUITY TRUST
E.I.N. 48-1029345 PLAN NO. 001
SCHEDULE H, LINE 4j—SCHEDULE OF REPORTABLE TRANSACTIONS (CONTINUED)
YEAR ENDED DECEMBER 31, 2022

FD495 — PAGE 126
SCHEDULE H (FORM 5500 - 4J-3) — BANK OF LABOR - MONTHLY — C 18661
SCHEDULE OF REPORTABLE TRANSACTIONS — DECEMBER 31,2021
SERIES OF TRANSACTIONS IN SAME SECURITY — BASE CURRENCY: USD — THROUGH DECEMBER 31,2022

DESCRIPTION OF ASSET IDENTITY OF PARTY INVOLVED			BASED ON MARKET VALUE OF PURCHASE PRICE SELLING PRICE	1,250,188,787 EXPENSES	5% VALUE OF COST OF ASSET	62,509,439 CURRENT VALUE	NET GAIN OR (LOSS)
153,247	06/27/22 B BUY	25339	100.0000	0	153,247	153,247	0
4,053	06/28/22 S SELL	25360	100.0000	0	4,053	4,053	0
274,778	06/29/22 S SELL	25372	100.0000	0	274,778	274,778	0
565,100	06/30/22 S SELL	25386	100.0000	0	565,100	565,100	0
414,091	07/01/22 B BUY	25457	100.0000	0	414,091	414,091	0
1,855,446	07/05/22 B BUY	25472	100.0000	0	1,855,446	1,855,446	0
56,750	07/06/22 B BUY	25485	100.0000	0	56,750	56,750	0
838,629	07/07/22 S SELL	25501	100.0000	0	838,629	838,629	0
1,250,581	07/08/22 S SELL	25528	100.0000	0	1,250,581	1,250,581	0
45,517	07/11/22 S SELL	25543	100.0000	0	45,517	45,517	0
281,158	07/12/22 B BUY	25559	100.0000	0	281,158	281,158	0
465,355	07/13/22 B BUY	25575	100.0000	0	465,355	465,355	0
98,113	07/14/22 B BUY	25590	100.0000	0	98,113	98,113	0
714,907	07/15/22 S SELL	25640	100.0000	0	714,907	714,907	0
16,256	07/18/22 B BUY	25659	100.0000	0	16,256	16,256	0
13,732	07/19/22 S SELL	25675	100.0000	0	13,732	13,732	0
185,661	07/20/22 S SELL	25691	100.0000	0	185,661	185,661	0
81,753	07/21/22 S SELL	25709	100.0000	0	81,753	81,753	0
1,215,232	07/22/22 B BUY	25727	100.0000	0	1,215,232	1,215,232	0
710,853	07/25/22 S SELL	25767	100.0000	0	710,853	710,853	0
225,224	07/26/22 S SELL	25797	100.0000	0	225,224	225,224	0
708,455	07/27/22 S SELL	25810	100.0000	0	708,455	708,455	0
48,547	07/28/22 B BUY	25830	100.0000	0	48,547	48,547	0
159,662	07/29/22 B BUY	25848	100.0000	0	159,662	159,662	0
1,018,936	08/01/22 B BUY	25917	100.0000	0	1,018,936	1,018,936	0
565,021	08/02/22 S SELL	25936	100.0000	0	565,021	565,021	0
133,327	08/03/22 S SELL	25953	100.0000	0	133,327	133,327	0
194,188	08/04/22 B BUY	25970	100.0000	0	194,188	194,188	0
139,404	08/05/22 S SELL	25994	100.0000	0	139,404	139,404	0
463,431	08/08/22 S SELL	26010	100.0000	0	463,431	463,431	0
237,158	08/09/22 S SELL	26027	100.0000	0	237,158	237,158	0
537,548	08/10/22 B BUY	26044	100.0000	0	537,548	537,548	0
869,788	08/11/22 S SELL	26057	100.0000	0	869,788	869,788	0
46,652	08/12/22 S SELL	26087	100.0000	0	46,652	46,652	0
1,108,022	08/15/22 B BUY	26145	100.0000	0	1,108,022	1,108,022	0
272,976	08/16/22 S SELL	26172	100.0000	0	272,976	272,976	0
30,265	08/17/22 S SELL	26188	100.0000	0	30,265	30,265	0
825,437	08/18/22 S SELL	26204	100.0000	0	825,437	825,437	0
36,158	08/19/22 B BUY	26219	100.0000	0	36,158	36,158	0
644,115	08/22/22 B BUY	26230	100.0000	0	644,115	644,115	0
521,295	08/23/22 S SELL	26245	100.0000	0	521,295	521,295	0
392,518	08/24/22 S SELL	26257	100.0000	0	392,518	392,518	0
95,908	08/25/22 B BUY	26298	100.0000	0	95,908	95,908	0
853,281	08/26/22 S SELL	26346	100.0000	0	853,281	853,281	0
19,773	08/29/22 S SELL	26357	100.0000	0	19,773	19,773	0
59,797	08/30/22 S SELL	26368	100.0000	0	59,797	59,797	0
5,235	08/31/22 S SELL	26379	100.0000	0	5,235	5,235	0

JPMorgan Investor Services — J.P.Morgan

BOILERMAKERS NATIONAL ANNUITY TRUST
E.I.N. 48-1029345 PLAN NO. 001
SCHEDULE H, LINE 4j—SCHEDULE OF REPORTABLE TRANSACTIONS (CONTINUED)
YEAR ENDED DECEMBER 31, 2022

FD495 — PAGE 127
SCHEDULE H (FORM 5500 - 4J-3) — BANK OF LABOR - MONTHLY — C 18661
SCHEDULE OF REPORTABLE TRANSACTIONS — DECEMBER 31,2021
SERIES OF TRANSACTIONS IN SAME SECURITY — BASE CURRENCY: USD — THROUGH DECEMBER 31,2022

DESCRIPTION OF ASSET IDENTITY OF PARTY INVOLVED			BASED ON MARKET VALUE OF PURCHASE PRICE SELLING PRICE	1,250,188,787 EXPENSES	5% VALUE OF COST OF ASSET	62,509,439 CURRENT VALUE	NET GAIN OR (LOSS)
162,274	09/01/22 S SELL	26450	100.0000	0	162,274	162,274	0
106,740	09/02/22 S SELL	26463	100.0000	0	106,740	106,740	0
91,600	09/06/22 B BUY	26477	100.0000	0	91,600	91,600	0
129,344	09/07/22 S SELL	26497	100.0000	0	129,344	129,344	0
1,399,560	09/08/22 B BUY	26524	100.0000	0	1,399,560	1,399,560	0
42,003	09/09/22 S SELL	26542	100.0000	0	42,003	42,003	0
827,770	09/12/22 B BUY	26553	100.0000	0	827,770	827,770	0
703,049	09/13/22 S SELL	26566	100.0000	0	703,049	703,049	0
508,585	09/14/22 S SELL	26577	100.0000	0	508,585	508,585	0
862,168	09/15/22 B BUY	26625	100.0000	0	862,168	862,168	0
37,740	09/16/22 S SELL	26649	100.0000	0	37,740	37,740	0
462,528	09/19/22 S SELL	26667	100.0000	0	462,528	462,528	0
69,310	09/20/22 B BUY	26688	100.0000	0	69,310	69,310	0
409,296	09/21/22 B BUY	26716	100.0000	0	409,296	409,296	0
274,042	09/22/22 S SELL	26731	100.0000	0	274,042	274,042	0
469,181	09/23/22 S SELL	26755	100.0000	0	469,181	469,181	0
108,060	09/26/22 B BUY	26772	100.0000	0	108,060	108,060	0
172,141	09/27/22 S SELL	26791	100.0000	0	172,141	172,141	0
61,531	09/28/22 S SELL	26802	100.0000	0	61,531	61,531	0
269,015	09/29/22 B BUY	26814	100.0000	0	269,015	269,015	0
52,640	09/30/22 S SELL	26869	100.0000	0	52,640	52,640	0
111,261	10/03/22 S SELL	26890	100.0000	0	111,261	111,261	0
286,954	10/04/22 B BUY	26904	100.0000	0	286,954	286,954	0
40,414	10/05/22 B BUY	26915	100.0000	0	40,414	40,414	0
137,365	10/06/22 S SELL	26928	100.0000	0	137,365	137,365	0
156,521	10/07/22 S SELL	26947	100.0000	0	156,521	156,521	0
221,146	10/11/22 S SELL	26966	100.0000	0	221,146	221,146	0
24,313	10/12/22 B BUY	26982	100.0000	0	24,313	24,313	0
52,744	10/13/22 B BUY	26995	100.0000	0	52,744	52,744	0
102,559	10/14/22 B BUY	27047	100.0000	0	102,559	102,559	0
15,368	10/17/22 S SELL	27066	100.0000	0	15,368	15,368	0
388,301	10/18/22 S SELL	27088	100.0000	0	388,301	388,301	0
287,371	10/19/22 S SELL	27103	100.0000	0	287,371	287,371	0
113,346	10/20/22 S SELL	27129	100.0000	0	113,346	113,346	0
100,441	10/21/22 S SELL	27147	100.0000	0	100,441	100,441	0
721,509	10/24/22 B BUY	27165	100.0000	0	721,509	721,509	0
210,938	10/25/22 S SELL	27203	100.0000	0	210,938	210,938	0
129,611	10/26/22 B BUY	27225	100.0000	0	129,611	129,611	0
89,477	10/27/22 B BUY	27239	100.0000	0	89,477	89,477	0
95,913	10/28/22 B BUY	27258	100.0000	0	95,913	95,913	0
436,007	10/31/22 S SELL	27279	100.0000	0	436,007	436,007	0
708,934	11/01/22 B BUY	27339	100.0000	0	708,934	708,934	0
251,341	11/02/22 S SELL	27359	100.0000	0	251,341	251,341	0
248,178	11/03/22 S SELL	27373	100.0000	0	248,178	248,178	0
643,502	11/04/22 S SELL	27390	100.0000	0	643,502	643,502	0
1,153,450	11/07/22 B BUY	27410	100.0000	0	1,153,450	1,153,450	0
387,083	11/08/22 S SELL	27429	100.0000	0	387,083	387,083	0

JPMorgan Investor Services — J.P.Morgan

BOILERMAKERS NATIONAL ANNUITY TRUST
E.I.N. 48-1029345 PLAN NO. 001
SCHEDULE H, LINE 4j—SCHEDULE OF REPORTABLE TRANSACTIONS (CONTINUED)
YEAR ENDED DECEMBER 31, 2022

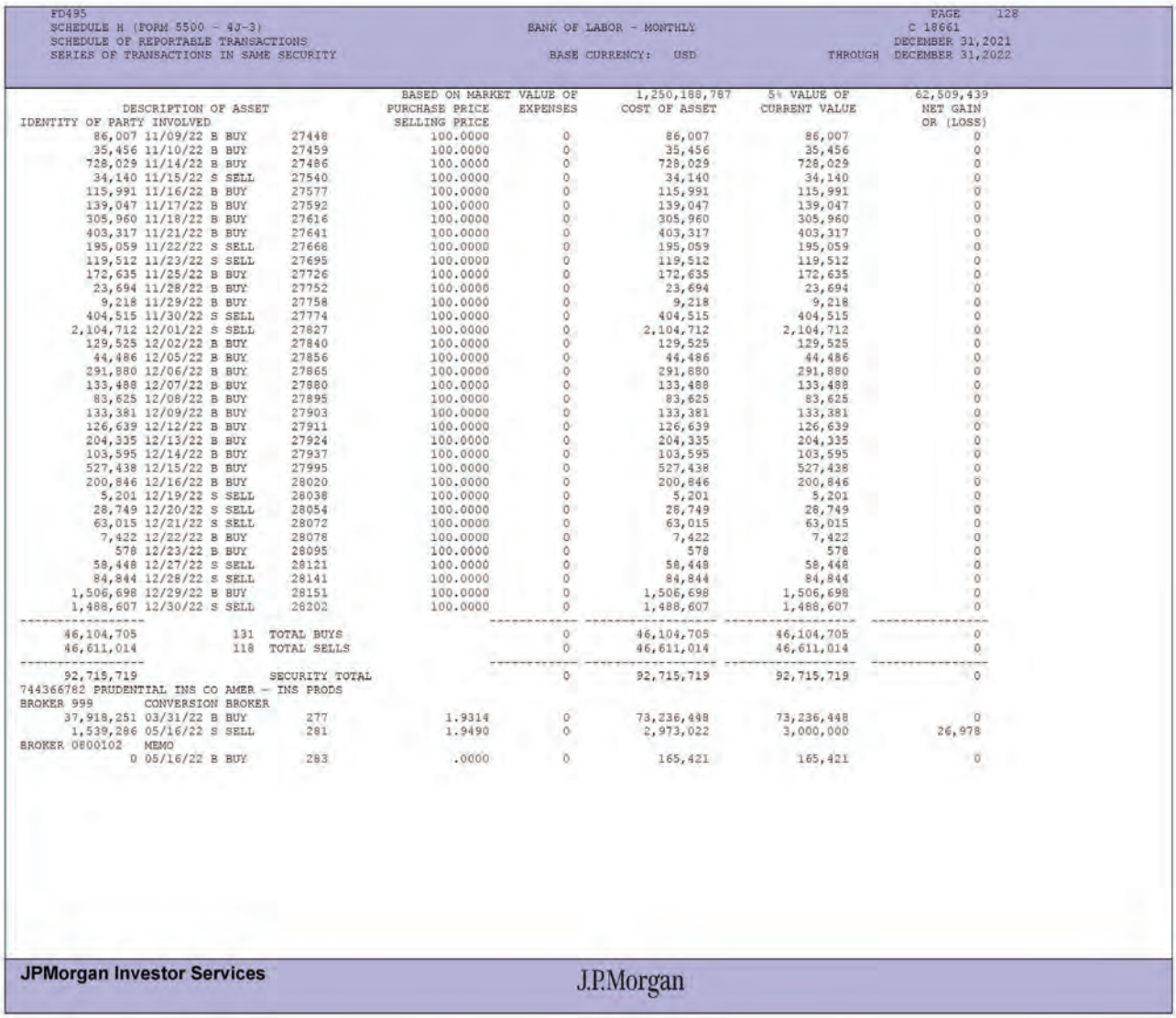

FD495 — PAGE 128
SCHEDULE H (FORM 5500 - 4J-3) — BANK OF LABOR - MONTHLY — C 18661
SCHEDULE OF REPORTABLE TRANSACTIONS — DECEMBER 31,2021
SERIES OF TRANSACTIONS IN SAME SECURITY — BASE CURRENCY: USD — THROUGH DECEMBER 31,2022

DESCRIPTION OF ASSET / IDENTITY OF PARTY INVOLVED				BASED ON MARKET VALUE OF PURCHASE PRICE / SELLING PRICE	EXPENSES	1,250,188,787 COST OF ASSET	5% VALUE OF CURRENT VALUE	62,509,439 NET GAIN OR (LOSS)
86,007	11/09/22 B BUY	27448		100.0000	0	86,007	86,007	0
35,456	11/10/22 B BUY	27459		100.0000	0	35,456	35,456	0
728,029	11/14/22 B BUY	27486		100.0000	0	728,029	728,029	0
34,140	11/15/22 S SELL	27540		100.0000	0	34,140	34,140	0
115,991	11/16/22 B BUY	27577		100.0000	0	115,991	115,991	0
139,047	11/17/22 B BUY	27592		100.0000	0	139,047	139,047	0
305,960	11/18/22 B BUY	27616		100.0000	0	305,960	305,960	0
403,317	11/21/22 B BUY	27641		100.0000	0	403,317	403,317	0
195,059	11/22/22 S SELL	27668		100.0000	0	195,059	195,059	0
119,512	11/23/22 S SELL	27695		100.0000	0	119,512	119,512	0
172,635	11/25/22 B BUY	27726		100.0000	0	172,635	172,635	0
23,694	11/28/22 B BUY	27752		100.0000	0	23,694	23,694	0
9,218	11/29/22 B BUY	27758		100.0000	0	9,218	9,218	0
404,515	11/30/22 S SELL	27774		100.0000	0	404,515	404,515	0
2,104,712	12/01/22 S SELL	27827		100.0000	0	2,104,712	2,104,712	0
129,525	12/02/22 B BUY	27840		100.0000	0	129,525	129,525	0
44,486	12/05/22 B BUY	27856		100.0000	0	44,486	44,486	0
291,880	12/06/22 B BUY	27865		100.0000	0	291,880	291,880	0
133,488	12/07/22 B BUY	27880		100.0000	0	133,488	133,488	0
83,625	12/08/22 B BUY	27895		100.0000	0	83,625	83,625	0
133,381	12/09/22 B BUY	27903		100.0000	0	133,381	133,381	0
126,639	12/12/22 B BUY	27911		100.0000	0	126,639	126,639	0
204,335	12/13/22 B BUY	27924		100.0000	0	204,335	204,335	0
103,595	12/14/22 B BUY	27937		100.0000	0	103,595	103,595	0
527,438	12/15/22 B BUY	27995		100.0000	0	527,438	527,438	0
200,846	12/16/22 B BUY	28020		100.0000	0	200,846	200,846	0
5,201	12/19/22 S SELL	28038		100.0000	0	5,201	5,201	0
28,749	12/20/22 S SELL	28054		100.0000	0	28,749	28,749	0
63,015	12/21/22 S SELL	28072		100.0000	0	63,015	63,015	0
7,422	12/22/22 B BUY	28078		100.0000	0	7,422	7,422	0
578	12/23/22 B BUY	28095		100.0000	0	578	578	0
58,448	12/27/22 S SELL	28121		100.0000	0	58,448	58,448	0
84,844	12/28/22 S SELL	28141		100.0000	0	84,844	84,844	0
1,506,698	12/29/22 B BUY	28151		100.0000	0	1,506,698	1,506,698	0
1,488,607	12/30/22 S SELL	28202		100.0000	0	1,488,607	1,488,607	0
46,104,705		131	TOTAL BUYS		0	46,104,705	46,104,705	0
46,611,014		118	TOTAL SELLS		0	46,611,014	46,611,014	0
92,715,719			SECURITY TOTAL		0	92,715,719	92,715,719	0
744366782 PRUDENTIAL INS CO AMER - INS PRODS								
BROKER 999	CONVERSION BROKER							
37,918,251	03/31/22 B BUY	277		1.9314	0	73,236,448	73,236,448	0
1,539,286	05/16/22 S SELL	281		1.9490	0	2,973,022	3,000,000	26,978
BROKER 0800102	MEMO							
0	05/16/22 B BUY	283		.0000	0	165,421	165,421	0

JPMorgan Investor Services — J.P.Morgan

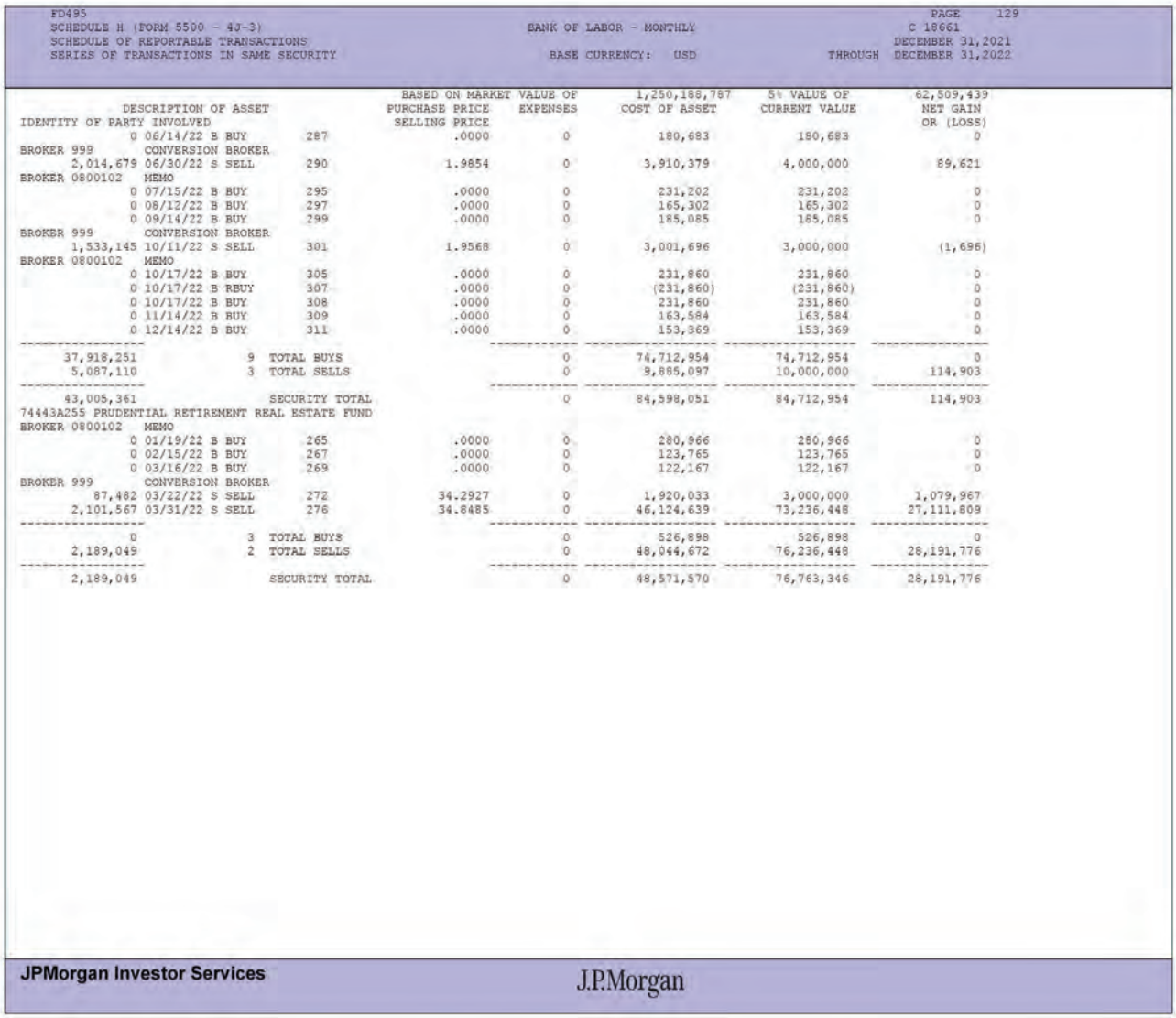

FD495 — PAGE 129
SCHEDULE H (FORM 5500 - 4J-3) — BANK OF LABOR - MONTHLY — C 18661
SCHEDULE OF REPORTABLE TRANSACTIONS — BASE CURRENCY: USD — THROUGH DECEMBER 31,2022
SERIES OF TRANSACTIONS IN SAME SECURITY — DECEMBER 31,2021

DESCRIPTION OF ASSET / IDENTITY OF PARTY INVOLVED			BASED ON MARKET VALUE OF PURCHASE PRICE / SELLING PRICE	EXPENSES	1,250,188,787 COST OF ASSET	5% VALUE OF CURRENT VALUE	62,509,439 NET GAIN OR (LOSS)
0	06/14/22 B BUY	287	.0000	0	180,683	180,683	0
BROKER 999	CONVERSION BROKER						
2,014,679	06/30/22 S SELL	290	1.9854	0	3,910,379	4,000,000	89,621
BROKER 0800102	MEMO						
0	07/15/22 B BUY	295	.0000	0	231,202	231,202	0
0	08/12/22 B BUY	297	.0000	0	165,302	165,302	0
0	09/14/22 B BUY	299	.0000	0	185,085	185,085	0
BROKER 999	CONVERSION BROKER						
1,533,145	10/11/22 S SELL	301	1.9568	0	3,001,696	3,000,000	(1,696)
BROKER 0800102	MEMO						
0	10/17/22 B BUY	305	.0000	0	231,860	231,860	0
0	10/17/22 B RBUY	307	.0000	0	(231,860)	(231,860)	0
0	10/17/22 B BUY	308	.0000	0	231,860	231,860	0
0	11/14/22 B BUY	309	.0000	0	163,584	163,584	0
0	12/14/22 B BUY	311	.0000	0	153,369	153,369	0
37,918,251		9	TOTAL BUYS	0	74,712,954	74,712,954	0
5,087,110		3	TOTAL SELLS	0	9,885,097	10,000,000	114,903
43,005,361			SECURITY TOTAL	0	84,598,051	84,712,954	114,903
74443A255	PRUDENTIAL RETIREMENT REAL ESTATE FUND						
BROKER 0800102	MEMO						
0	01/19/22 B BUY	265	.0000	0	280,966	280,966	0
0	02/15/22 B BUY	267	.0000	0	123,765	123,765	0
0	03/16/22 B BUY	269	.0000	0	122,167	122,167	0
BROKER 999	CONVERSION BROKER						
87,482	03/22/22 S SELL	272	34.2927	0	1,920,033	3,000,000	1,079,967
2,101,567	03/31/22 S SELL	276	34.8485	0	46,124,639	73,236,448	27,111,809
0		3	TOTAL BUYS	0	526,898	526,898	0
2,189,049		2	TOTAL SELLS	0	48,044,672	76,236,448	28,191,776
2,189,049			SECURITY TOTAL	0	48,571,570	76,763,346	28,191,776

JPMorgan Investor Services — J.P.Morgan

BOILERMAKERS NATIONAL ANNUITY TRUST
E.I.N. 48-1029345 PLAN NO. 001
SCHEDULE H, LINE 4i—SCHEDULE OF ASSETS (HELD AT END OF YEAR)
DECEMBER 31, 2022

(a)	(b) Identity of Issue, Borrower, Lessor or Similar Party	(c) Description of Investment	(d) Cost Value	(e) Current Value
	Various	Various - See Attached	$ 1,024,050,059	$ 1,069,818,552
	JP Morgan Chase Bank	Invested Cash	$ 655,716	$ 655,716
	JP Morgan Chase Bank	Securities Lending Cash Collateral Pool	73,424,299	73,424,299
*	Participants	Participant Loans Rates from 4.25% - 9.50%	-	12,500,956
			$ 1,098,130,074	$ 1,156,399,523

** Indicates Party-in-Interest*

BOILERMAKERS NATIONAL ANNUITY TRUST
E.I.N. 48-1029345 PLAN NO. 001
SCHEDULE H, LINE 4i—SCHEDULE OF ASSETS (HELD AT END OF YEAR)
DECEMBER 31, 2022

FD491 PAGE 6
SCHEDULE H (FORM 5500 - 4I-1) BANK OF LABOR - MONTHLY C 18661
SCHEDULE OF ASSETS HELD FOR
INVESTMENT PURPOSES AT END OF YEAR BASE CURRENCY: USD AS OF DECEMBER 31,2022

IDENTITY OF ISSUE, BORROWER, LESSOR	DESCRIPTION OF INVESTMENT			COST	CURRENT VALUE
GENERAL INVESTMENTS					
U.S. GOVERNMENT SECURITIES					
3130ATXL6 FEDERAL HOME LOAN BANKS CALLABLE BOND FI	SEMI-ANN.	5.000%	12/13/2023	500,000	500,478
		500,000.000			
3137ADFH5 FHLMC REMICS 3888 MY 3.5% 15/JUL/2026	MONTHLY	3.500%	07/15/2026	1,094,754	1,091,485
		1,113,899.140			
3137ASDR2 FHLMC REMICS 4076 CA 2% 15/OCT/2041	MONTHLY	2.000%	10/15/2041	270,176	246,903
		271,278.400			
3137ATLD2 FHLMC REMICS 4097 KA 2% 15/SEP/2031	MONTHLY	2.000%	09/15/2031	126,385	120,492
		126,524.590			
3137AXR88 FHLMC REMICS 4153 DC 1.75% 15/MAY/2041	MONTHLY	1.750%	05/15/2041	114,648	108,488
		116,988.000			
3137BWP24 FHLMC REMICS 4666 V 3% 15/MAY/2030	MONTHLY	3.000%	05/15/2030	890,275	890,417
		895,593.050			
3137FUNH3 FHLMC REMICS 4988 BA 1.5% 25/JUN/2050	MONTHLY	1.500%	06/25/2050	93,884	97,373
		126,622.280			

JPMorgan Investor Services J.P.Morgan

BOILERMAKERS NATIONAL ANNUITY TRUST
E.I.N. 48-1029345 PLAN NO. 001
SCHEDULE H, LINE 4i—SCHEDULE OF ASSETS (HELD AT END OF YEAR) (CONTINUED)
DECEMBER 31, 2022

FD491 — PAGE 7
SCHEDULE H (FORM 5500 - 4I-1) — BANK OF LABOR - MONTHLY — C 18661
SCHEDULE OF ASSETS HELD FOR INVESTMENT PURPOSES AT END OF YEAR — BASE CURRENCY: USD — AS OF DECEMBER 31,2022

IDENTITY OF ISSUE, BORROWER, LESSOR	DESCRIPTION OF INVESTMENT SHARES / PAR	COST	CURRENT VALUE
3137F6XW2 FHLMC REMICS 5041 JE 1.25% 25/MAR/2049	MONTHLY 1.250% 03/25/2049 575,575.170	495,894	472,186
3137H6YK5 FHLMC REMICS 5213 NA 3.5% 25/APR/2048	MONTHLY 3.500% 04/25/2048 956,307.370	954,626	910,228
3128PT7C3 FHLMCGLD MORTPASS 4% 01/FEB/2026 J1 PN#	MONTHLY 4.000% 02/01/2026 24,221.920	25,891	23,680
31373UJR9 FNMA MORTPASS ARM 01/MAR/2024 WC PN# 303	MONTHLY FLOATING 03/01/2024 846.800	854	837
31418AYA0 FNMA MORTPASS 2% 01/JUL/2028 CJ PN# MA16	MONTHLY 2.000% 07/01/2028 66,961.210	66,610	62,154
31418AWQ7 FNMA MORTPASS 3% 01/AUG/2028 CW PN# MA15	MONTHLY 3.000% 08/01/2028 154,980.460	159,049	146,931
31418B6K7 FNMA MORTPASS 3% 01/JUL/2046 CK PN# MA26	MONTHLY 3.000% 07/01/2046 86,282.550	86,269	76,523
31393ENN5 FNMA REMICS 2003-84 CG 4.25% 25/SEP/2033	MONTHLY 4.250% 09/25/2033 25,656.580	25,270	24,975
31397U3Z0 FNMA REMICS 2011-67 CB 3.5% 25/JUL/2026	MONTHLY 3.500% 07/25/2026 2,033,874.960	1,993,197	1,995,401
3136A5HW9 FNMA REMICS 2012-31 PA 2% 25/APR/2041	MONTHLY 2.000% 04/25/2041 70,684.880	70,597	68,033
3136A5BB1 FNMA REMICS 2012-40 PA 2% 25/SEP/2040	MONTHLY 2.000% 09/25/2040 207,426.750	207,038	194,586
3136A6RP1 FNMA REMICS 2012-61 KD 2.5% 25/DEC/2041	MONTHLY 2.500% 12/25/2041 54,071.720	53,734	50,589
3136AGY30 FNMA REMICS 2013-117 PA 4% 25/FEB/2043	MONTHLY 4.000% 02/25/2043 63,871.080	68,542	62,265
3136AE3K1 FNMA REMICS 2013-69 HP 2% 25/MAY/2043	MONTHLY 2.000% 05/25/2043 234,260.730	232,943	203,354
3136ALX22 FNMA REMICS 2014-80 KA 2% 25/MAR/2044	MONTHLY 2.000% 03/25/2044 88,456.980	88,346	67,765
3136AL3B5 FNMA REMICS 2014-84 KA 3% 25/NOV/2040	MONTHLY 3.000% 11/25/2040 67,235.310	69,259	66,844

JPMorgan Investor Services — J.P.Morgan

BOILERMAKERS NATIONAL ANNUITY TRUST
E.I.N. 48-1029345 PLAN NO. 001
SCHEDULE H, LINE 4i—SCHEDULE OF ASSETS (HELD AT END OF YEAR) (CONTINUED)
DECEMBER 31, 2022

FD491 — PAGE 8
SCHEDULE H (FORM 5500 - 4I-1) — BANK OF LABOR - MONTHLY — C 18661
SCHEDULE OF ASSETS HELD FOR INVESTMENT PURPOSES AT END OF YEAR — BASE CURRENCY: USD — AS OF DECEMBER 31,2022

IDENTITY OF ISSUE, BORROWER, LESSOR	DESCRIPTION OF INVESTMENT SHARES / PAR	COST	CURRENT VALUE
3136AQB90 FNMA REMICS 2015-88 CE 3.5% 25/JUL/2044	MONTHLY 3.500% 07/25/2044 4,195.880	4,360	4,162
3136B3F62 FNMA REMICS 2019-1 MH 3% 25/FEB/2049	MONTHLY 3.000% 02/25/2049 279,109.730	274,136	251,939
3136BAP81 FNMA REMICS 2020-47 BD 1.5% 25/JUL/2050	MONTHLY 1.500% 07/25/2050 110,511.510	82,184	84,998
3136BAE91 FNMA REMICS 2020-49 PB 1.75% 25/JUL/2050	MONTHLY 1.750% 07/25/2050 133,123.310	114,788	104,870
3136BFHM8 FNMA REMICS 2021-12 GC 3.5% 25/JUL/2050	MONTHLY 3.500% 07/25/2050 300,866.100	325,923	277,736
30297HAG6 FREMF 2018-K081 MORTGAGE TRUST 2018-K81	MONTHLY FLOATING 09/25/2051 30,000.000	29,317	27,432
35708YAS5 FREMF 2018-K733 MORTGAGE TRUST 2018-K73	MONTHLY FLOATING 02/25/2051 115,000.000	111,343	104,496
30296XAG2 FREMF 2018-K78 MORTGAGE TRUST 2018-K78 B	MONTHLY FLOATING 06/25/2051 25,000.000	24,435	23,006
302956AG2 FREMF 2018-K79 MORTGAGE TRUST 2018-K79 B	MONTHLY FLOATING 07/25/2051 25,000.000	24,537	22,957
30308RAQ9 FREMF 2018-K86 MORTGAGE TRUST 2018-K86 C	MONTHLY FLOATING 11/25/2051 210,000.000	221,864	188,258
30310XAG4 FREMF 2019-K94 MORTGAGE TRUST 2019-K94 C	MONTHLY FLOATING 07/25/2052 255,000.000	255,598	220,190
30312DAJ0 FREMF 2019-K98 MORTGAGE TRUST 2019-K98 C	MONTHLY FLOATING 10/25/2052 150,000.000	161,918	126,995
36178GE34 GNMA I MORTPASS 2.5% 15/JUL/2027 SF PN#	MONTHLY 2.500% 07/15/2027 85,973.720	85,137	82,341
3620ASBB4 GNMA I MORTPASS 3.5% 15/APR/2026 SF PN#	MONTHLY 3.500% 04/15/2026 129,811.850	136,290	126,696
36297FVW9 GNMA I MORTPASS 4% 15/SEP/2024 SF PN# 71	MONTHLY 4.000% 09/15/2024 9,250.260	9,852	9,148
36179QS44 GNMA II MORTPASS 2.5% 20/NOV/2029 SF PN#	MONTHLY 2.500% 11/20/2029 133,955.550	139,881	123,627

JPMorgan Investor Services — J.P.Morgan

BOILERMAKERS NATIONAL ANNUITY TRUST
E.I.N. 48-1029345 PLAN NO. 001
SCHEDULE H, LINE 4i—SCHEDULE OF ASSETS (HELD AT END OF YEAR) (CONTINUED)
DECEMBER 31, 2022

FD491 PAGE 9
SCHEDULE H (FORM 5500 - 4I-1) BANK OF LABOR - MONTHLY C 18661
SCHEDULE OF ASSETS HELD FOR
INVESTMENT PURPOSES AT END OF YEAR BASE CURRENCY: USD AS OF DECEMBER 31,2022

IDENTITY OF ISSUE, BORROWER, LESSOR	DESCRIPTION OF INVESTMENT SHARES / PAR	COST	CURRENT VALUE
36202FQ33 GNMA II MORTPASS 3.5% 20/MAR/2026 SF PN#	MONTHLY 3.500% 03/20/2026 25,860.690	27,283	25,071
38375GZ53 GNMA 2012-102 PA 2% 20/AUG/2041	MONTHLY 2.000% 08/20/2041 99,317.940	99,008	92,219
38382CGC9 GNMA 2020-5 AF FLOATING 20/JAN/2050	MONTHLY FLOATING 01/20/2050 199,976.990	188,478	178,586
38382GXQ0 GNMA 2020-97 HB 1% 20/JUL/2050	MONTHLY 1.000% 07/20/2050 212,061.140	160,860	161,700
38382TZ49 GNMA 2021-103 FB FLOATING 20/APR/2051	MONTHLY FLOATING 04/20/2051 731,356.190	678,333	649,199
38382TWY6 GNMA 2021-105 DB 1% 20/JUN/2051	MONTHLY 1.000% 06/20/2051 337,642.670	324,823	254,460
38382RFE3 GNMA 2021-58 EA 1% 20/JUL/2050	MONTHLY 1.000% 07/20/2050 942,001.520	938,175	716,956
38382Q3B4 GNMA 2021-77 LA 1% 20/AUG/2050	MONTHLY 1.000% 08/20/2050 998,446.520	994,078	759,426
38383LEF3 GNMA 2022-189 AT 3% 20/JUL/2051	MONTHLY 3.000% 07/20/2051 422,799.720	372,658	376,931
38383HKD0 GNMA 2022-206 CN 3% 20/FEB/2052	MONTHLY 3.000% 02/20/2052 1,180,000.000	1,031,578	1,031,578
38383HHS1 GNMA 2022-207 NA 3% 20/JAN/2052	MONTHLY 3.000% 01/20/2052 550,000.000	482,066	491,152
3140X7EV7 UMBS MORTPASS 2.5% 01/AUG/2050 CL PN# FM	MONTHLY 2.500% 08/01/2050 35,989.760	38,021	30,813
3133KKRQ4 UMBS MORTPASS 2.5% 01/NOV/2050 CL PN# RA	MONTHLY 2.500% 11/01/2050 436,407.910	459,694	372,760
3133ATPD7 UMBS MORTPASS 2.5% 01/OCT/2051 CL PN# QC	MONTHLY 2.500% 10/01/2051 296,734.020	307,136	253,980
31418EBJ8 UMBS MORTPASS 2% 01/FEB/2042 CT PN# MA45	MONTHLY 2.000% 02/01/2042 .010	0	0
3133KYWH8 UMBS MORTPASS 2% 01/MAR/2042 CT PN# RB51	MONTHLY 2.000% 03/01/2042 175,753.090	169,533	148,407

JPMorgan Investor Services J.P.Morgan

BOILERMAKERS NATIONAL ANNUITY TRUST
E.I.N. 48-1029345 PLAN NO. 001
SCHEDULE H, LINE 4i—SCHEDULE OF ASSETS (HELD AT END OF YEAR) (CONTINUED)
DECEMBER 31, 2022

FD491 — PAGE 10
SCHEDULE H (FORM 5500 - 4I-1) — BANK OF LABOR - MONTHLY — C 18661
SCHEDULE OF ASSETS HELD FOR INVESTMENT PURPOSES AT END OF YEAR — BASE CURRENCY: USD — AS OF DECEMBER 31,2022

IDENTITY OF ISSUE, BORROWER, LESSOR	DESCRIPTION OF INVESTMENT SHARES / PAR	COST	CURRENT VALUE
3140JAFM5 UMBS MORTPASS 3% 01/APR/2032 CI PN# BM55	MONTHLY 3.000% 04/01/2032 697,526.430	732,385	669,271
31416XHY9 UMBS MORTPASS 3% 01/JAN/2026 CI PN# AB20	MONTHLY 3.000% 01/01/2026 28,926.640	29,813	28,147
3140XBRF9 UMBS MORTPASS 3% 01/JUN/2051 CL PN# FM76	MONTHLY 3.000% 06/01/2051 161,116.200	169,545	141,791
3138AW4W0 UMBS MORTPASS 3% 01/NOV/2026 CI PN# AJ53	MONTHLY 3.000% 11/01/2026 100,242.190	102,869	97,091
31410LW57 UMBS MORTPASS 3% 01/NOV/2029 CI PN# 8908	MONTHLY 3.000% 11/01/2029 843,793.760	894,137	810,992
31418ED80 UMBS MORTPASS 4% 01/JUN/2052 CL PN# MA46	MONTHLY 4.000% 06/01/2052 758,421.640	753,089	712,337
31418EKU3 UMBS MORTPASS 5% 01/NOV/2052 CL PN# MA48	MONTHLY 5.000% 11/01/2052 385,840.080	386,337	380,742
91282CBX8 UNITED STATES OF AMERICA NOTES FIXED 0.1	SEMI-ANN. 0.125% 04/30/2023 785,000.000	775,781	774,206
91282CFU0 UNITED STATES OF AMERICA NOTES FIXED 4.1	SEMI-ANN. 4.125% 10/31/2027 18,565,000.000	18,556,283	18,663,827
91282CFV8 UNITED STATES OF AMERICA NOTES FIXED 4.1	SEMI-ANN. 4.125% 11/15/2032 5,510,000.000	5,642,572	5,643,445
91282CFP1 UNITED STATES OF AMERICA NOTES FIXED 4.2	SEMI-ANN. 4.250% 10/15/2025 2,555,000.000	2,543,423	2,555,200
91282CFQ9 UNITED STATES OF AMERICA NOTES FIXED 4.3	SEMI-ANN. 4.375% 10/31/2024 21,100,000.000	21,082,021	21,049,723
91282CFT3 UNITED STATES OF AMERICA NOTES FIXED 4%	SEMI-ANN. 4.000% 10/31/2029 11,195,000.000	11,174,709	11,224,737
TOTAL U.S. GOVERNMENT SECURITIES		78,804,492	77,555,386

JPMorgan Investor Services — J.P.Morgan

BOILERMAKERS NATIONAL ANNUITY TRUST
E.I.N. 48-1029345 PLAN NO. 001
SCHEDULE H, LINE 4i—SCHEDULE OF ASSETS (HELD AT END OF YEAR) (CONTINUED)
DECEMBER 31, 2022

FD491 — PAGE 11
SCHEDULE H (FORM 5500 - 4I-1) — BANK OF LABOR - MONTHLY — C 18661
SCHEDULE OF ASSETS HELD FOR INVESTMENT PURPOSES AT END OF YEAR — BASE CURRENCY: USD — AS OF DECEMBER 31,2022

IDENTITY OF ISSUE, BORROWER, LESSOR	DESCRIPTION OF INVESTMENT SHARES / PAR		COST	CURRENT VALUE
CORPORATE DEBT INSTRUMENTS: PREFERRED				
61166WAE1 MONSANTO CO CALLABLE NOTES FIXED 5.5% 15 RATINGS: A2 A+	SEMI-ANN.	5.500% 08/15/2025 500,000.000	580,000	495,115
TOTAL CORPORATE DEBT INSTRUMENTS: PREFERRED			580,000	495,115
CORPORATE DEBT INSTRUMENTS: ALL OTHER				
00774MAV7 AERCAP IRELAND CAPITAL DAC / AERCAP GLOB	SEMI-ANN.	2.450% 10/29/2026 395,000.000	394,336	345,404
009158AY2 AIR PRODUCTS AND CHEMICALS INC CALLABLE	SEMI-ANN.	1.850% 05/15/2027 247,000.000	252,600	219,827
02005NBH2 ALLY FINANCIAL INC CALLABLE NOTES FIXED	SEMI-ANN.	3.875% 05/21/2024 605,000.000	635,114	589,125
02005NBF6 ALLY FINANCIAL INC CALLABLE NOTES FIXED	SEMI-ANN.	5.750% 11/20/2025 450,000.000	469,386	436,038
36186CBY8 ALLY FINANCIAL INC NOTES FIXED 8% 01/NOV RATINGS: B3 B	SEMI-ANN.	8.000% 11/01/2031 305,000.000	406,922	316,094
02209SBL6 ALTRIA GROUP INC CALLABLE NOTES FIXED 2.	SEMI-ANN.	2.450% 02/04/2032 330,000.000	329,654	249,827
02209SBD4 ALTRIA GROUP INC CALLABLE NOTES FIXED 4.	SEMI-ANN.	4.800% 02/14/2029 115,000.000	128,952	110,419
00253XAA9 AMERICAN AIRLINES INC/AADVANTAGE LOYALTY	QUARTERLY	5.500% 04/20/2026 245,000.000	248,163	235,538
00253XAB7 AMERICAN AIRLINES INC/AADVANTAGE LOYALTY	QUARTERLY	5.750% 04/20/2029 170,000.000	174,144	155,073
023764AA1 AMERICAN AIRLINES 2016-2 CLASS A PASS TH	SEMI-ANN.	3.650% 12/15/2029 298,592.500	293,911	233,141
023765AA8 AMERICAN AIRLINES 2016-2 CLASS AA PASS T	SEMI-ANN.	3.200% 12/15/2029 294,995.000	294,995	256,216
02376LAA3 AMERICAN AIRLINES 2021-1 CLASS B PASS TH	SEMI-ANN.	3.950% 01/11/2032 285,000.000	248,663	226,455

JPMorgan Investor Services — J.P.Morgan

BOILERMAKERS NATIONAL ANNUITY TRUST
E.I.N. 48-1029345 PLAN NO. 001
SCHEDULE H, LINE 4i—SCHEDULE OF ASSETS (HELD AT END OF YEAR) (CONTINUED)
DECEMBER 31, 2022

FD491 PAGE 12
SCHEDULE H (FORM 5500 - 4I-1) BANK OF LABOR - MONTHLY C 18661
SCHEDULE OF ASSETS HELD FOR
INVESTMENT PURPOSES AT END OF YEAR BASE CURRENCY: USD AS OF DECEMBER 31,2022

IDENTITY OF ISSUE, BORROWER, LESSOR	DESCRIPTION OF INVESTMENT SHARES / PAR	COST	CURRENT VALUE
025537AV3 AMERICAN ELECTRIC POWER CO INC CALLABLE	SEMI-ANN. 5.750% 11/01/2027 585,000.000	583,450	601,885
03027XAK6 AMERICAN TOWER CORP CALLABLE NOTES FIXED	SEMI-ANN. 3.375% 10/15/2026 235,000.000	232,659	219,990
03027XAR1 AMERICAN TOWER CORP CALLABLE NOTES FIXED	SEMI-ANN. 3.600% 01/15/2028 125,000.000	139,726	115,068
03065WAD7 AMERICREDIT AUTOMOBILE RECEIVABLES TRUST	MONTHLY 4.380% 04/18/2028 275,000.000	273,568	269,915
66981FAA8 AMSR 2020-SFR4 TRUST 2020-SFR4 A 1.355%	MONTHLY 1.355% 11/17/2037 505,000.000	488,799	452,320
037735DA2 APPALACHIAN POWER CO CALLABLE NOTES FIXE	SEMI-ANN. 4.500% 08/01/2032 315,000.000	314,172	294,720
037833ED8 APPLE INC CALLABLE NOTES FIXED 1.65% 08/	SEMI-ANN. 1.650% 02/08/2031 815,000.000	814,772	657,622
037833DK3 APPLE INC CALLABLE NOTES FIXED 3% 13/NOV	SEMI-ANN. 3.000% 11/13/2027 1,000,000.000	1,123,950	934,795
03881VAN9 ARBOR MULTIFAMILY MORTGAGE SECURITIES TR	MONTHLY FLOATING 06/15/2054 340,000.000	350,200	269,635
040555DE1 ARIZONA PUBLIC SERVICE CO CALLABLE NOTES	SEMI-ANN. 6.350% 12/15/2032 390,000.000	389,466	411,497
048677AD0 ATLANTIC MARINE CORPS COMMUNITIES LLC CA	SEMI-ANN. 5.433% 12/01/2050 552,189.600	571,170	433,502
05329WAQ5 AUTONATION INC CALLABLE NOTES FIXED 4.75	SEMI-ANN. 4.750% 06/01/2030 570,000.000	670,413	509,953
05401AAJ0 AVOLON HOLDINGS FUNDING LTD CALLABLE NOT	SEMI-ANN. 3.250% 02/15/2027 775,000.000	698,546	664,120
05971AAG6 BANCO BTG PACTUAL SA/CAYMAN ISLANDS CALL	SEMI-ANN. 2.750% 01/11/2026 510,000.000	507,052	463,463
05964HAS4 BANCO SANTANDER SA NOTES FIXED 5.294% 18	SEMI-ANN. 5.294% 08/18/2027 600,000.000	600,000	585,814
06051GKM0 BANK OF AMERICA CORP CALLABLE MEDIUM TER	SEMI-ANN. FLOATING 04/02/2026 400,000.000	400,000	382,315

BOILERMAKERS NATIONAL ANNUITY TRUST
E.I.N. 48-1029345 PLAN NO. 001
SCHEDULE H, LINE 4i—SCHEDULE OF ASSETS (HELD AT END OF YEAR) (CONTINUED)
DECEMBER 31, 2022

FD491 PAGE 13
SCHEDULE H (FORM 5500 - 4I-1) BANK OF LABOR - MONTHLY C 18661
SCHEDULE OF ASSETS HELD FOR
INVESTMENT PURPOSES AT END OF YEAR BASE CURRENCY: USD AS OF DECEMBER 31,2022

IDENTITY OF ISSUE, BORROWER, LESSOR	DESCRIPTION OF INVESTMENT SHARES / PAR	COST	CURRENT VALUE
06048WY38 BANK OF AMERICA CORP CALLABLE MEDIUM TER	SEMI-ANN. FLOATING 09/16/2026 500,000.000	500,000	497,203
06051GJZ3 BANK OF AMERICA CORP CALLABLE MEDIUM TER	SEMI-ANN. FLOATING 06/14/2029 325,000.000	325,000	273,486
06051GHZ5 BANK OF AMERICA CORP CALLABLE MEDIUM TER	SEMI-ANN. FLOATING 02/13/2031 750,000.000	782,178	611,343
06051GJS9 BANK OF AMERICA CORP CALLABLE NOTES VARI	SEMI-ANN. FLOATING 07/22/2027 300,000.000	300,000	262,993
06051GJT7 BANK OF AMERICA CORP CALLABLE NOTES VARI	SEMI-ANN. FLOATING 04/22/2032 340,000.000	340,000	273,019
06051GKD0 BANK OF AMERICA CORP CALLABLE NOTES VARI	SEMI-ANN. FLOATING 10/20/2032 225,000.000	225,000	176,221
064159VL7 BANK OF NOVA SCOTIA/THE NOTES FIXED 1.3%	SEMI-ANN. 1.300% 06/11/2025 350,000.000	349,223	320,933
06684NAH2 BAPTIST HEALTH OBLIGATED GROUP BOND FIXE	SEMI-ANN. 3.389% 12/01/2029 945,000.000	1,013,201	816,326
06684NAK5 BAPTIST HEALTH OBLIGATED GROUP CALLABLE	SEMI-ANN. 3.569% 12/01/2034 500,000.000	507,045	406,613
06738EAP0 BARCLAYS PLC NOTES FIXED 5.2% 12/MAY/202	SEMI-ANN. 5.200% 05/12/2026 715,000.000	806,888	695,944
05530QAP5 BAT INTERNATIONAL FINANCE PLC CALLABLE N	SEMI-ANN. 4.448% 03/16/2028 420,000.000	420,000	390,193
08162FAD5 BENCHMARK 2019-B12 MORTGAGE TRUST 2019-B	MONTHLY 2.858% 08/15/2052 660,000.000	723,035	576,319
08162WAZ9 BENCHMARK 2020-B19 MORTGAGE TRUST 2020-B	MONTHLY 1.691% 09/15/2053 200,000.000	185,000	181,679
09700WEG4 BOEING CAPITAL CORP MEDIUM TERM NOTE VAR	QUARTERLY FLOATING 09/15/2023 520,000.000	521,300	518,191
097023DG7 BOEING CO/THE CALLABLE NOTES FIXED 2.196	SEMI-ANN. 2.196% 02/04/2026 500,000.000	503,523	454,775
097023DB8 BOEING CO/THE CALLABLE NOTES FIXED 3.25%	SEMI-ANN. 3.250% 02/01/2028 2,000,000.000	2,005,915	1,824,583

JPMorgan Investor Services J.P.Morgan

BOILERMAKERS NATIONAL ANNUITY TRUST
E.I.N. 48-1029345 PLAN NO. 001
SCHEDULE H, LINE 4i—SCHEDULE OF ASSETS (HELD AT END OF YEAR) (CONTINUED)
DECEMBER 31, 2022

FD491 PAGE 14
SCHEDULE H (FORM 5500 - 4I-1) BANK OF LABOR - MONTHLY C 18661
SCHEDULE OF ASSETS HELD FOR
INVESTMENT PURPOSES AT END OF YEAR BASE CURRENCY: USD AS OF DECEMBER 31,2022

IDENTITY OF ISSUE, BORROWER, LESSOR	DESCRIPTION OF INVESTMENT SHARES / PAR	COST	CURRENT VALUE
097023DC6 BOEING CO/THE CALLABLE NOTES FIXED 3.625	SEMI-ANN. 3.625% 02/01/2031 650,000.000	683,806	572,232
097023CT0 BOEING CO/THE CALLABLE NOTES FIXED 4.875	SEMI-ANN. 4.875% 05/01/2025 1,000,000.000	1,095,830	990,797
05583JAK8 BPCE SA CALLABLE MEDIUM TERM NOTE VARIAB	SEMI-ANN. FLOATING 10/19/2027 250,000.000	250,000	215,420
10554TAB1 BRASKEM NETHERLANDS FINANCE BV CALLABLE	SEMI-ANN. 4.500% 01/10/2028 245,000.000	242,538	219,680
05609QAG1 BX COMMERCIAL MORTGAGE TRUST 2021-ACNT 2	MONTHLY FLOATING 11/15/2038 580,000.000	571,930	548,001
05609VAG0 BX COMMERCIAL MORTGAGE TRUST 2021-VOLT 2	MONTHLY FLOATING 09/15/2036 240,000.000	234,525	226,256
05609CAA5 BX COMMERCIAL MORTGAGE TRUST 2021-21M 20	MONTHLY FLOATING 10/15/2036 238,403.690	230,496	229,061
12433UAJ4 BX TRUST 2018-GW 2018-GW C FLOATING 15/M	MONTHLY FLOATING 05/15/2035 330,000.000	320,719	317,549
05609BBD0 BX TRUST 2021-LBA 2021-LBA CV FLOATING 1	MONTHLY FLOATING 02/15/2036 425,000.000	425,000	391,844
12673PAJ4 CA INC CALLABLE NOTES FIXED 4.7% 15/MAR/	SEMI-ANN. 4.700% 03/15/2027 500,000.000	470,710	467,317
13605WN31 CANADIAN IMPERIAL BANK OF COMMERCE CALLA	SEMI-ANN. 0.900% 12/15/2025 200,000.000	179,466	169,402
14040HCU7 CAPITAL ONE FINANCIAL CORP CALLABLE NOTE	SEMI-ANN. FLOATING 07/24/2026 500,000.000	500,000	490,101
14040HBD6 CAPITAL ONE FINANCIAL CORP NOTES FIXED 3	SEMI-ANN. 3.500% 06/15/2023 550,000.000	605,821	546,660
14041NFV8 CAPITAL ONE MULTI-ASSET EXECUTION TRUST	MONTHLY 2.060% 08/15/2028 135,000.000	134,964	123,480
14317JAE7 CARMAX AUTO OWNER TRUST 2021-4 2021-4 A4	MONTHLY 0.820% 04/15/2027 410,000.000	393,600	367,399
14318MAD1 CARMAX AUTO OWNER TRUST 2022-3 2022-3 A3	MONTHLY 3.970% 04/15/2027 385,000.000	384,991	377,639

JPMorgan Investor Services J.P.Morgan

BOILERMAKERS NATIONAL ANNUITY TRUST
E.I.N. 48-1029345 PLAN NO. 001
SCHEDULE H, LINE 4i—SCHEDULE OF ASSETS (HELD AT END OF YEAR) (CONTINUED)
DECEMBER 31, 2022

FD491 — PAGE 15
SCHEDULE H (FORM 5500 - 4I-1) — BANK OF LABOR - MONTHLY — C 18661
SCHEDULE OF ASSETS HELD FOR INVESTMENT PURPOSES AT END OF YEAR — BASE CURRENCY: USD — AS OF DECEMBER 31,2022

IDENTITY OF ISSUE, BORROWER, LESSOR	DESCRIPTION OF INVESTMENT SHARES / PAR	COST	CURRENT VALUE
14913R2V8 CATERPILLAR FINANCIAL SERVICES CORP CALL	SEMI-ANN. 3.400% 05/13/2025 500,000.000	501,370	486,439
12530MAB1 CF HIPPOLYTA ISSUER LLC 2020-1 A2 1.99%	MONTHLY 1.990% 07/15/2060 146,584.170	146,750	121,092
12530MAG0 CF HIPPOLYTA ISSUER LLC 2021-1A B1 1.98%	MONTHLY 1.980% 03/15/2061 218,895.710	220,144	182,691
17275RBL5 CISCO SYSTEMS INC CALLABLE NOTES FIXED 2	SEMI-ANN. 2.500% 09/20/2026 875,000.000	874,230	815,728
17324KAR9 CITIGROUP COMMERCIAL MORTGAGE TRUST 2015	MONTHLY FLOATING 11/10/2048 570,000.000	616,179	526,063
17324DAU8 CITIGROUP COMMERCIAL MORTGAGE TRUST 2015	MONTHLY 3.717% 09/15/2048 465,000.000	509,829	442,835
17291DAC7 CITIGROUP COMMERCIAL MORTGAGE TRUST 2018	MONTHLY 3.963% 06/10/2051 210,329.280	210,087	196,006
17329FL93 CITIGROUP GLOBAL MARKETS HOLDINGS INC/UN	QUARTERLY FLOATING 05/21/2031 500,000.000	500,000	370,823
17298CKA5 CITIGROUP INC CALLABLE MEDIUM TERM NOTE	SEMI-ANN. 2.000% 09/16/2031 250,000.000	250,000	183,088
17298CH68 CITIGROUP INC CALLABLE MEDIUM TERM NOTE	SEMI-ANN. 3.000% 08/30/2029 1,500,000.000	1,540,000	1,251,870
17298CH76 CITIGROUP INC CALLABLE MEDIUM TERM NOTE	SEMI-ANN. 3.000% 08/30/2031 500,000.000	507,500	389,495
1730T02Q1 CITIGROUP INC CALLABLE MEDIUM TERM NOTE	QUARTERLY FLOATING 10/29/2021	16,000	0
17298CH27 CITIGROUP INC CALLABLE MEDIUM TERM NOTE	SEMI-ANN. FLOATING 07/31/2031 2,000,000.000	2,000,000	1,658,103
172967NE7 CITIGROUP INC CALLABLE NOTES VARIABLE 03	SEMI-ANN. FLOATING 11/03/2032 300,000.000	255,491	233,486
172967NH0 CITIGROUP INC CALLABLE NOTES VARIABLE 24	QUARTERLY FLOATING 02/24/2028 495,000.000	495,000	478,069
172967MT5 CITIGROUP INC CALLABLE NOTES VARIABLE 30	SEMI-ANN. FLOATING 10/30/2024 605,000.000	605,000	579,816

JPMorgan Investor Services — J.P.Morgan

BOILERMAKERS NATIONAL ANNUITY TRUST
E.I.N. 48-1029345 PLAN NO. 001
SCHEDULE H, LINE 4i—SCHEDULE OF ASSETS (HELD AT END OF YEAR) (CONTINUED)
DECEMBER 31, 2022

FD491 — PAGE 16
SCHEDULE H (FORM 5500 - 4I-1) — BANK OF LABOR - MONTHLY — C 18661
SCHEDULE OF ASSETS HELD FOR INVESTMENT PURPOSES AT END OF YEAR — BASE CURRENCY: USD — AS OF DECEMBER 31,2022

IDENTITY OF ISSUE, BORROWER, LESSOR	DESCRIPTION OF INVESTMENT SHARES / PAR	COST	CURRENT VALUE
75524KPT5 CITIZENS BANK NA/PROVIDENCE RI CALLABLE	SEMI-ANN. FLOATING 10/24/2025 305,000.000	305,000	308,581
126117AT7 CNA FINANCIAL CORP CALLABLE BOND FIXED 4	SEMI-ANN. 4.500% 03/01/2026 335,000.000	334,916	329,653
12664JAB6 CNH EQUIPMENT TRUST 2022-C 2022-C A2 5.4	MONTHLY 5.420% 07/15/2026 165,000.000	164,999	165,633
191216DJ6 COCA-COLA CO/THE CALLABLE NOTES FIXED 1.	SEMI-ANN. 1.500% 03/05/2028 295,000.000	293,773	254,382
191216CR9 COCA-COLA CO/THE CALLABLE NOTES FIXED 3.	SEMI-ANN. 3.375% 03/25/2027 210,000.000	209,960	201,726
20030NCR0 COMCAST CORP CALLABLE NOTES FIXED 3.7% 1	SEMI-ANN. 3.700% 04/15/2024 135,000.000	134,992	132,992
20030NCS8 COMCAST CORP CALLABLE NOTES FIXED 3.95%	SEMI-ANN. 3.950% 10/15/2025 175,000.000	174,785	171,532
12592LBL5 COMM 2014-CCRE20 MORTGAGE TRUST 2014-CR2	MONTHLY 3.938% 11/10/2047 345,000.000	344,084	325,687
12592LBH4 COMM 2014-CCRE20 MORTGAGE TRUST 2014-CR2	MONTHLY 3.326% 11/10/2047 268,540.310	274,319	256,037
21036PAN8 CONSTELLATION BRANDS INC CALLABLE NOTES	SEMI-ANN. 4.750% 11/15/2024 505,000.000	541,438	501,463
22553Q7A9 CREDIT SUISSE AG/LONDON CALLABLE MEDIUM	QUARTERLY 4.000% 12/30/2023 500,000.000	500,000	479,560
22550L2F7 CREDIT SUISSE AG/NEW YORK NY MEDIUM TERM	SEMI-ANN. 0.520% 08/09/2023 250,000.000	241,563	237,813
225433AT8 CREDIT SUISSE GROUP AG NOTES FIXED 3.8%	SEMI-ANN. 3.800% 06/09/2023 1,000,000.000	995,700	973,750
12655QAA3 CSMC 2020-WEST TRUST 2020-WEST A 3.0403%	MONTHLY 3.040% 02/15/2035 290,000.000	305,135	226,727
233869AC0 DAIMLER TRUCKS RETAIL TRUST 2022-1 2022-	MONTHLY 5.230% 02/17/2026 315,000.000	314,979	314,055
235825AH9 DANA INC CALLABLE NOTES FIXED 4.25% 01/S	SEMI-ANN. 4.250% 09/01/2030 250,000.000	250,000	201,405

JPMorgan Investor Services — J.P.Morgan

FD491 PAGE 17
SCHEDULE H (FORM 5500 - 4I-1) BANK OF LABOR - MONTHLY C 18661
SCHEDULE OF ASSETS HELD FOR
INVESTMENT PURPOSES AT END OF YEAR BASE CURRENCY: USD AS OF DECEMBER 31,2022

IDENTITY OF ISSUE, BORROWER, LESSOR	DESCRIPTION OF INVESTMENT	SHARES / PAR	COST	CURRENT VALUE
24703TAE6 DELL INTERNATIONAL LLC / EMC CORP CALLAB	SEMI-ANN.	4.900% 10/01/2026 741,000.000	780,531	730,403
24703TAG1 DELL INTERNATIONAL LLC / EMC CORP CALLAB	SEMI-ANN.	5.300% 10/01/2029 112,000.000	111,231	109,816
24703TAJ5 DELL INTERNATIONAL LLC / EMC CORP CALLAB	SEMI-ANN.	8.100% 07/15/2036 135,000.000	181,420	151,855
830867AA5 DELTA AIR LINES INC / SKYMILES IP LTD CA	QUARTERLY	4.500% 10/20/2025 210,000.000	211,375	204,966
251526CM9 DEUTSCHE BANK AG/NEW YORK NY NOTES FIXED	SEMI-ANN.	0.962% 11/08/2023 410,000.000	410,000	394,452
25160PAM9 DEUTSCHE BANK AG/NEW YORK NY NOTES FIXED	SEMI-ANN.	5.371% 09/09/2027 420,000.000	420,000	421,579
25389JAR7 DIGITAL REALTY TRUST LP CALLABLE BOND FI	SEMI-ANN.	3.700% 08/15/2027 210,000.000	210,102	195,243
262104AF9 DRIVE AUTO RECEIVABLES TRUST 2021-2 2021	MONTHLY	1.390% 03/15/2029 510,000.000	509,934	470,030
26441CBS3 DUKE ENERGY CORP CALLABLE NOTES FIXED 4.	SEMI-ANN.	4.300% 03/15/2028 545,000.000	544,166	525,404
29278NAF0 ENERGY TRANSFER LP CALLABLE NOTES FIXED	SEMI-ANN.	4.950% 06/15/2028 515,000.000	598,739	498,869
30037DAA3 EVERGY METRO INC CALLABLE BOND FIXED 2.2	SEMI-ANN.	2.250% 06/01/2030 380,000.000	379,559	313,552
30219GAM0 EVERNORTH HEALTH INC CALLABLE BOND FIXED	SEMI-ANN.	4.500% 02/25/2026 487,000.000	484,794	480,483
30212PAP0 EXPEDIA GROUP INC CALLABLE NOTES FIXED 3	SEMI-ANN.	3.800% 02/15/2028 245,000.000	226,509	225,323
30212PAM7 EXPEDIA GROUP INC CALLABLE NOTES FIXED 5	SEMI-ANN.	5.000% 02/15/2026 70,000.000	71,324	69,148
30227FAG5 EXTENDED STAY AMERICA TRUST 2021-ESH 202	MONTHLY	FLOATING 07/15/2038 434,405.540	434,406	416,970
35564KEL9 FHLMC STACR REMIC TRUST 2021-DNA3 2021-D	MONTHLY	FLOATING 10/25/2033 145,000.000	139,019	142,169

JPMorgan Investor Services J.P.Morgan

BOILERMAKERS NATIONAL ANNUITY TRUST
E.I.N. 48-1029345 PLAN NO. 001
SCHEDULE H, LINE 4i—SCHEDULE OF ASSETS (HELD AT END OF YEAR) (CONTINUED)
DECEMBER 31, 2022

FD491 PAGE 18
SCHEDULE H (FORM 5500 - 4I-1) BANK OF LABOR - MONTHLY C 18661
SCHEDULE OF ASSETS HELD FOR INVESTMENT PURPOSES AT END OF YEAR BASE CURRENCY: USD AS OF DECEMBER 31,2022

IDENTITY OF ISSUE, BORROWER, LESSOR	DESCRIPTION OF INVESTMENT SHARES / PAR	COST	CURRENT VALUE
35564KPV5 FHLMC STACR REMIC TRUST 2022-DNA1 2022-D	MONTHLY FLOATING 01/25/2042 490,000.000	481,881	464,947
3137G0EW5 FHLMC STRUCTURED AGENCY CREDIT RISK DEBT	MONTHLY FLOATING 10/25/2027 .070	0	0
3137G0LA5 FHLMC STRUCTURED AGENCY CREDIT RISK DEBT	MONTHLY FLOATING 03/25/2029 263,285.670	271,625	267,909
3137G0UD9 FHLMC STRUCTURED AGENCY CREDIT RISK DEBT	MONTHLY FLOATING 09/25/2030 .010	0	0
31620RAH8 FIDELITY NATIONAL FINANCIAL INC CALLABLE	SEMI-ANN. 4.500% 08/15/2028 1,500,000.000	1,607,628	1,425,204
31620RAJ4 FIDELITY NATIONAL FINANCIAL INC CALLABLE	SEMI-ANN. 3.400% 06/15/2030 500,000.000	542,820	423,243
31620MBR6 FIDELITY NATIONAL INFORMATION SERVICES I	SEMI-ANN. 1.150% 03/01/2026 680,000.000	678,980	597,248
337158AJ8 FIRST HORIZON BANK CALLABLE NOTES FIXED	SEMI-ANN. 5.750% 05/01/2030 305,000.000	374,637	296,435
320517AD7 FIRST HORIZON CORP CALLABLE NOTES FIXED	SEMI-ANN. 4.000% 05/26/2025 1,005,000.000	1,084,134	978,595
33767WAC7 FIRSTKEY HOMES 2021-SFR1 TRUST 2021-SFR1	MONTHLY 1.788% 08/17/2038 425,000.000	422,622	364,482
337738AT5 FISERV INC CALLABLE NOTES FIXED 3.2% 01/	SEMI-ANN. 3.200% 07/01/2026 70,000.000	69,995	65,587
30711XBM5 FNMA CONNECTICUT AVENUE SECURITIES 2016-	MONTHLY FLOATING 08/25/2028 471,508.790	498,226	492,285
30711XEQ3 FNMA CONNECTICUT AVENUE SECURITIES 2017-	MONTHLY FLOATING 07/25/2029 80,000.000	86,400	87,213
30711XYW8 FNMA CONNECTICUT AVENUE SECURITIES 2018-	MONTHLY FLOATING 07/25/2030 900,000.000	893,283	915,734
34528PAK2 FORD CREDIT FLOORPLAN MASTER OWNER TRUST	MONTHLY 4.060% 11/15/2030 135,000.000	135,682	126,940
34528QHF4 FORD CREDIT FLOORPLAN MASTER OWNER TRUST	MONTHLY 2.440% 09/15/2026 740,000.000	739,084	708,223

JPMorgan Investor Services J.P.Morgan

BOILERMAKERS NATIONAL ANNUITY TRUST
E.I.N. 48-1029345 PLAN NO. 001
SCHEDULE H, LINE 4i—SCHEDULE OF ASSETS (HELD AT END OF YEAR) (CONTINUED)
DECEMBER 31, 2022

FD491 PAGE 19
SCHEDULE H (FORM 5500 - 4I-1) BANK OF LABOR - MONTHLY C 18661
SCHEDULE OF ASSETS HELD FOR
INVESTMENT PURPOSES AT END OF YEAR BASE CURRENCY: USD AS OF DECEMBER 31,2022

IDENTITY OF ISSUE, BORROWER, LESSOR	DESCRIPTION OF INVESTMENT SHARES / PAR	COST	CURRENT VALUE
34528QHL1 FORD CREDIT FLOORPLAN MASTER OWNER TRUST	MONTHLY FLOATING 09/15/2025 225,000.000	223,567	224,178
345397B85 FORD MOTOR CREDIT CO LLC CALLABLE NOTES	SEMI-ANN. 2.300% 02/10/2025 455,000.000	419,738	410,945
34959EAA7 FORTINET INC CALLABLE NOTES FIXED 1% 15/	SEMI-ANN. 1.000% 03/15/2026 345,000.000	343,147	302,315
368266AT9 GAZPROM PJSC VIA GAZ CAPITAL SA NOTES FI	SEMI-ANN. 4.950% 02/06/2028 255,000.000	249,682	191,967
37045VAN0 GENERAL MOTORS CO CALLABLE NOTES FIXED 4	SEMI-ANN. 4.200% 10/01/2027 780,000.000	798,012	734,608
37045VAY6 GENERAL MOTORS CO CALLABLE NOTES FIXED 5	SEMI-ANN. 5.400% 10/15/2029 310,000.000	309,715	296,385
37045VAV2 GENERAL MOTORS CO CALLABLE NOTES FIXED 6	SEMI-ANN. 6.125% 10/01/2025 90,000.000	89,909	91,671
37045XDE3 GENERAL MOTORS FINANCIAL CO INC CALLABLE	SEMI-ANN. 2.350% 01/08/2031 434,000.000	424,910	328,218
37363JAE1 GEORGIA TECH FOUNDATION INC CALLABLE BON	SEMI-ANN. 2.560% 11/01/2024 230,000.000	214,397	217,889
361841AH2 GLP CAPITAL LP / GLP FINANCING II INC CA	SEMI-ANN. 5.375% 04/15/2026 110,000.000	118,815	107,946
361841AP4 GLP CAPITAL LP / GLP FINANCING II INC CA	SEMI-ANN. 4.000% 01/15/2030 485,000.000	526,808	424,770
36258XAD2 GLS AUTO RECEIVABLES ISSUER TRUST 2020-1	MONTHLY 3.680% 11/16/2026 150,000.000	143,250	143,852
36261XAE5 GLS AUTO RECEIVABLES ISSUER TRUST 2021-2	MONTHLY 1.080% 06/15/2026 235,000.000	234,996	224,941
36261XAG0 GLS AUTO RECEIVABLES ISSUER TRUST 2021-2	MONTHLY 1.420% 04/15/2027 185,000.000	184,970	167,917
36263DAC1 GLS AUTO RECEIVABLES ISSUER TRUST 2021-4	MONTHLY 1.940% 10/15/2027 380,000.000	375,033	352,115
380881FC1 GOLDEN CREDIT CARD TRUST 2021-1A B 1.44%	MONTHLY 1.440% 08/15/2028 285,000.000	284,910	250,647

JPMorgan Investor Services J.P.Morgan

BOILERMAKERS NATIONAL ANNUITY TRUST
E.I.N. 48-1029345 PLAN NO. 001
SCHEDULE H, LINE 4i—SCHEDULE OF ASSETS (HELD AT END OF YEAR) (CONTINUED)
DECEMBER 31, 2022

FD491 PAGE 20
SCHEDULE H (FORM 5500 - 4I-1) BANK OF LABOR - MONTHLY C 18661
SCHEDULE OF ASSETS HELD FOR
INVESTMENT PURPOSES AT END OF YEAR BASE CURRENCY: USD AS OF DECEMBER 31,2022

IDENTITY OF ISSUE, BORROWER, LESSOR	DESCRIPTION OF INVESTMENT SHARES / PAR	COST	CURRENT VALUE
38150ANN1 GOLDMAN SACHS GROUP INC/THE CALLABLE MED	SEMI-ANN. 4.000% 08/30/2023 500,000.000	500,000	496,059
38150AE68 GOLDMAN SACHS GROUP INC/THE CALLABLE MED	SEMI-ANN. FLOATING 03/31/2030 200,000.000	200,000	187,719
38150AP82 GOLDMAN SACHS GROUP INC/THE CALLABLE MED	SEMI-ANN. FLOATING 09/20/2032 500,000.000	500,000	469,088
38141GYA6 GOLDMAN SACHS GROUP INC/THE CALLABLE NOT	SEMI-ANN. FLOATING 03/09/2027 245,000.000	245,000	214,842
38141GYM0 GOLDMAN SACHS GROUP INC/THE CALLABLE NOT	SEMI-ANN. FLOATING 10/21/2027 270,000.000	270,000	236,398
38141GWL4 GOLDMAN SACHS GROUP INC/THE CALLABLE NOT	SEMI-ANN. FLOATING 06/05/2028 655,000.000	699,846	608,505
38141GXR0 GOLDMAN SACHS GROUP INC/THE CALLABLE NOT	SEMI-ANN. FLOATING 01/27/2032 270,000.000	270,000	205,983
38141GYB4 GOLDMAN SACHS GROUP INC/THE CALLABLE NOT	SEMI-ANN. FLOATING 04/22/2032 190,000.000	190,000	151,630
38141GWB6 GOLDMAN SACHS GROUP INC/THE CALLABLE NOT	SEMI-ANN. 3.850% 01/26/2027 5,000.000	4,986	4,759
40057H5T3 GS FINANCE CORP CALLABLE MEDIUM TERM NOT	QUARTERLY FLOATING 05/19/2031 500,000.000	500,000	327,383
40057HE48 GS FINANCE CORP CALLABLE MEDIUM TERM NOT	QUARTERLY FLOATING 05/28/2031 500,000.000	500,000	500,000
42806MAF6 HERTZ VEHICLE FINANCING III LP 2021-2A B	MONTHLY 2.120% 12/27/2027 205,000.000	189,935	175,894
42806MAB5 HERTZ VEHICLE FINANCING LLC 2021-1A B 1.	MONTHLY 1.560% 12/26/2025 235,000.000	234,978	215,371
428102AF4 HESS MIDSTREAM OPERATIONS LP CALLABLE NO	SEMI-ANN. 5.500% 10/15/2030 175,000.000	175,000	160,107
431571AD0 HILLENBRAND INC CALLABLE NOTES FIXED 5.7	SEMI-ANN. 5.750% 06/15/2025 365,000.000	365,000	363,175
442851AH4 HOWARD UNIVERSITY CALLABLE BOND FIXED 2.	SEMI-ANN. 2.657% 10/01/2026 915,000.000	863,934	834,670

JPMorgan Investor Services J.P.Morgan

BOILERMAKERS NATIONAL ANNUITY TRUST
E.I.N. 48-1029345 PLAN NO. 001
SCHEDULE H, LINE 4i—SCHEDULE OF ASSETS (HELD AT END OF YEAR) (CONTINUED)
DECEMBER 31, 2022

FD491 PAGE 21
SCHEDULE H (FORM 5500 - 4I-1) BANK OF LABOR - MONTHLY C 18661
SCHEDULE OF ASSETS HELD FOR
INVESTMENT PURPOSES AT END OF YEAR BASE CURRENCY: USD AS OF DECEMBER 31,2022

IDENTITY OF ISSUE, BORROWER, LESSOR	DESCRIPTION OF INVESTMENT SHARES / PAR	COST	CURRENT VALUE
443201AB4 HOWMET AEROSPACE INC CALLABLE NOTES FIXE	SEMI-ANN. 3.000% 01/15/2029 375,000.000	375,000	318,750
443201AA6 HOWMET AEROSPACE INC CALLABLE NOTES FIXE	SEMI-ANN. 6.875% 05/01/2025 22,000.000	25,173	22,576
404280CS6 HSBC HOLDINGS PLC CALLABLE NOTES VARIABL	SEMI-ANN. FLOATING 05/24/2025 400,000.000	400,109	370,492
404280CC1 HSBC HOLDINGS PLC CALLABLE NOTES VARIABL	SEMI-ANN. FLOATING 05/22/2030 455,000.000	499,607	399,398
446150BB9 HUNTINGTON BANCSHARES INC/OH CALLABLE NO	SEMI-ANN. FLOATING 08/04/2028 555,000.000	555,000	526,697
44644AAE7 HUNTINGTON NATIONAL BANK/THE CALLABLE NO	SEMI-ANN. 3.550% 10/06/2023 365,000.000	364,197	361,113
44701QBE1 HUNTSMAN INTERNATIONAL LLC CALLABLE NOTE	SEMI-ANN. 4.500% 05/01/2029 806,000.000	858,233	726,289
448579AN2 HYATT HOTELS CORP CALLABLE NOTES FIXED 1	SEMI-ANN. 1.800% 10/01/2024 940,000.000	939,944	881,103
44933LAF0 HYUNDAI AUTO RECEIVABLES TRUST 2021-A 20	MONTHLY 1.330% 11/15/2027 330,000.000	294,216	292,534
46115HBU0 INTESA SANPAOLO SPA NOTES FIXED 7% 21/NO	SEMI-ANN. 7.000% 11/21/2025 200,000.000	199,596	204,155
46188BAB8 INVITATION HOMES OPERATING PARTNERSHIP L	SEMI-ANN. 2.300% 11/15/2028 690,000.000	689,301	571,885
46284VAF8 IRON MOUNTAIN INC CALLABLE NOTES FIXED 4	SEMI-ANN. 4.875% 09/15/2029 30,000.000	29,100	26,166
46284VAJ0 IRON MOUNTAIN INC CALLABLE NOTES FIXED 5	SEMI-ANN. 5.250% 07/15/2030 405,000.000	420,095	351,945
46652WAA1 J.P. MORGAN CHASE COMMERCIAL MORTGAGE SE	MONTHLY 2.287% 03/05/2042 380,000.000	391,400	310,476
46590XAH9 JBS USA LUX SA / JBS USA FOOD CO / JBS U	SEMI-ANN. 5.750% 04/01/2033 405,000.000	397,216	386,281
477143AH4 JETBLUE 2019-1 CLASS AA PASS THROUGH TRU	SEMI-ANN. 2.750% 11/15/2033 406,962.930	408,290	334,593

JPMorgan Investor Services J.P.Morgan

BOILERMAKERS NATIONAL ANNUITY TRUST
E.I.N. 48-1029345 PLAN NO. 001
SCHEDULE H, LINE 4i—SCHEDULE OF ASSETS (HELD AT END OF YEAR) (CONTINUED)
DECEMBER 31, 2022

FD491 — PAGE 22
SCHEDULE H (FORM 5500 - 4I-1) — BANK OF LABOR - MONTHLY — C 18661
SCHEDULE OF ASSETS HELD FOR INVESTMENT PURPOSES AT END OF YEAR — BASE CURRENCY: USD — AS OF DECEMBER 31,2022

IDENTITY OF ISSUE, BORROWER, LESSOR	DESCRIPTION OF INVESTMENT	SHARES / PAR	COST	CURRENT VALUE
24422ETG4 JOHN DEERE CAPITAL CORP MEDIUM TERM NOTE	SEMI-ANN. 2.800% 03/06/2023	505,000.000	522,438	503,217
47837RAE0 JOHNSON CONTROLS INTERNATIONAL PLC / TYC	SEMI-ANN. 4.900% 12/01/2032	420,000.000	416,867	412,836
48128YAU5 JPMCC COMMERCIAL MORTGAGE SECURITIES TRU	MONTHLY 3.762% 03/10/2052	1,500,000.000	1,484,700	1,395,961
46648KAS5 JPMDB COMMERCIAL MORTGAGE SECURITIES TRU	MONTHLY 3.047% 10/15/2050	1,495,308.220	1,468,557	1,430,545
48128G4V9 JPMORGAN CHASE & CO CALLABLE MEDIUM TERM	QUARTERLY FLOATING 08/20/2031	250,000.000	250,000	243,206
48128GU65 JPMORGAN CHASE & CO CALLABLE MEDIUM TERM	SEMI-ANN. 2.000% 07/31/2033	200,000.000	191,250	134,718
46647PCB0 JPMORGAN CHASE & CO CALLABLE NOTES VARIA	SEMI-ANN. FLOATING 04/22/2027	465,000.000	465,000	409,260
46647PDA1 JPMORGAN CHASE & CO CALLABLE NOTES VARIA	SEMI-ANN. FLOATING 04/26/2028	505,000.000	505,000	481,167
46647PBR6 JPMORGAN CHASE & CO CALLABLE NOTES VARIA	SEMI-ANN. FLOATING 06/01/2028	420,000.000	428,024	367,802
49327M3E2 KEYBANK NA/CLEVELAND OH CALLABLE MEDIUM	SEMI-ANN. 4.150% 08/08/2025	350,000.000	349,902	342,421
50077LAL0 KRAFT HEINZ FOODS CO CALLABLE NOTES FIXE	SEMI-ANN. 5.000% 07/15/2035	304,000.000	342,028	291,833
501044DE8 KROGER CO/THE CALLABLE NOTES FIXED 2.65%	SEMI-ANN. 2.650% 10/15/2026	480,000.000	478,445	441,087
517834AG2 LAS VEGAS SANDS CORP CALLABLE NOTES FIXE	SEMI-ANN. 3.200% 08/08/2024	360,000.000	361,936	342,073
524660AZ0 LEGGETT & PLATT INC CALLABLE NOTES FIXED	SEMI-ANN. 4.400% 03/15/2029	732,000.000	788,218	688,745
526057CD4 LENNAR CORP CALLABLE NOTES FIXED 4.75% 2	SEMI-ANN. 4.750% 11/29/2027	146,000.000	150,939	140,680
53944YAT0 LLOYDS BANKING GROUP PLC CALLABLE NOTES	SEMI-ANN. FLOATING 08/11/2026	320,000.000	320,000	313,338

JPMorgan Investor Services — J.P.Morgan

BOILERMAKERS NATIONAL ANNUITY TRUST
E.I.N. 48-1029345 PLAN NO. 001
SCHEDULE H, LINE 4i—SCHEDULE OF ASSETS (HELD AT END OF YEAR) (CONTINUED)
DECEMBER 31, 2022

FD491 PAGE 23
SCHEDULE H (FORM 5500 - 4I-1) BANK OF LABOR - MONTHLY C 18661
SCHEDULE OF ASSETS HELD FOR
INVESTMENT PURPOSES AT END OF YEAR BASE CURRENCY: USD AS OF DECEMBER 31,2022

IDENTITY OF ISSUE, BORROWER, LESSOR	DESCRIPTION OF INVESTMENT SHARES / PAR	COST	CURRENT VALUE
54750AAA4 LOW INCOME INVESTMENT FUND CALLABLE BOND	SEMI-ANN. 3.386% 07/01/2026 475,000.000	492,133	448,546
55608JBC1 MACQUARIE GROUP LTD CALLABLE MEDIUM TERM	SEMI-ANN. FLOATING 06/21/2028 135,000.000	135,000	126,437
56585ABH4 MARATHON PETROLEUM CORP CALLABLE NOTES F	SEMI-ANN. 4.700% 05/01/2025 460,000.000	491,333	453,303
566007AC4 MARB BONDCO PLC CALLABLE BOND FIXED 3.95	SEMI-ANN. 3.950% 01/29/2031 255,000.000	255,000	196,860
571903AP8 MARRIOTT INTERNATIONAL INC/MD CALLABLE N	SEMI-ANN. 3.750% 10/01/2025 520,000.000	509,959	499,128
57665RAL0 MATCH GROUP HOLDINGS II LLC CALLABLE NOT	SEMI-ANN. 4.125% 08/01/2030 270,000.000	282,181	220,419
58768PAC8 MERCEDES-BENZ AUTO RECEIVABLES TRUST 202	MONTHLY 5.210% 08/16/2027 190,000.000	189,962	191,758
594918BX1 MICROSOFT CORP CALLABLE NOTES FIXED 2.87	SEMI-ANN. 2.875% 02/06/2024 410,000.000	407,015	402,373
59525EAA9 MID-ATLANTIC MILITARY FAMILY COMMUNITIES	SEMI-ANN. 4.000% 08/01/2028 550,000.000	532,301	529,738
59525EAD3 MID-ATLANTIC MILITARY FAMILY COMMUNITIES	SEMI-ANN. 5.000% 08/01/2045 290,000.000	301,820	303,227
59525EAE1 MID-ATLANTIC MILITARY FAMILY COMMUNITIES	SEMI-ANN. 5.000% 08/01/2050 333,000.000	329,670	347,751
599191AA1 MILEAGE PLUS HOLDINGS LLC / MILEAGE PLUS	QUARTERLY 6.500% 06/20/2027 666,042.920	678,235	662,181
60687YBX6 MIZUHO FINANCIAL GROUP INC CALLABLE NOTE	SEMI-ANN. FLOATING 05/22/2030 190,000.000	190,000	164,375
61746BDZ6 MORGAN STANLEY CALLABLE MEDIUM TERM NOTE	SEMI-ANN. 3.875% 01/27/2026 955,000.000	1,031,355	923,858
6174468C6 MORGAN STANLEY CALLABLE MEDIUM TERM NOTE	SEMI-ANN. 4.000% 07/23/2025 90,000.000	94,384	88,000
61747YEH4 MORGAN STANLEY CALLABLE MEDIUM TERM NOTE	SEMI-ANN. FLOATING 10/20/2032 160,000.000	160,000	125,210

JPMorgan Investor Services J.P.Morgan

BOILERMAKERS NATIONAL ANNUITY TRUST
E.I.N. 48-1029345 PLAN NO. 001
SCHEDULE H, LINE 4i—SCHEDULE OF ASSETS (HELD AT END OF YEAR) (CONTINUED)
DECEMBER 31, 2022

FD491 PAGE 24
SCHEDULE H (FORM 5500 - 4I-1) BANK OF LABOR - MONTHLY C 18661
SCHEDULE OF ASSETS HELD FOR
INVESTMENT PURPOSES AT END OF YEAR BASE CURRENCY: USD AS OF DECEMBER 31,2022

IDENTITY OF ISSUE, BORROWER, LESSOR	DESCRIPTION OF INVESTMENT SHARES / PAR	COST	CURRENT VALUE
61691ABL6 MORGAN STANLEY CAPITAL I TRUST 2015-UBS8	MONTHLY 3.809% 12/15/2048 220,000.000	243,478	208,072
61766YFB2 MORGAN STANLEY FINANCE LLC CALLABLE MEDI	SEMI-ANN. FLOATING 12/19/2030 1,200,000.000	1,199,400	967,939
61766YLZ2 MORGAN STANLEY FINANCE LLC CALLABLE MEDI	SEMI-ANN. 6.000% 11/16/2032 1,000,000.000	1,000,000	1,004,662
55336VBQ2 MPLX LP CALLABLE NOTES FIXED 2.65% 15/AU	SEMI-ANN. 2.650% 08/15/2030 440,000.000	439,514	359,029
55336VAR1 MPLX LP CALLABLE NOTES FIXED 4% 15/MAR/2	SEMI-ANN. 4.000% 03/15/2028 470,000.000	491,604	437,897
636180BR1 NATIONAL FUEL GAS CO CALLABLE NOTES FIXE	SEMI-ANN. 2.950% 03/01/2031 205,000.000	206,991	161,157
637432PA7 NATIONAL RURAL UTILITIES COOPERATIVE FIN	SEMI-ANN. 5.800% 01/15/2033 295,000.000	294,850	308,915
63861VAH0 NATIONWIDE BUILDING SOCIETY MEDIUM TERM	SEMI-ANN. 4.850% 07/27/2027 600,000.000	599,448	585,604
780097BP5 NATWEST GROUP PLC CALLABLE NOTES VARIABL	SEMI-ANN. FLOATING 05/22/2028 720,000.000	747,450	644,760
651229BB1 NEWELL BRANDS INC CALLABLE NOTES FIXED 4	SEMI-ANN. 4.875% 06/01/2025 380,000.000	408,108	369,550
65339KCH1 NEXTERA ENERGY CAPITAL HOLDINGS INC CALL	SEMI-ANN. 4.625% 07/15/2027 540,000.000	539,789	531,799
65339KBL3 NEXTERA ENERGY CAPITAL HOLDINGS INC NOTE	SEMI-ANN. 4.255% 09/01/2024 590,000.000	591,499	582,901
65473PAK1 NISOURCE INC CALLABLE NOTES FIXED 0.95%	SEMI-ANN. 0.950% 08/15/2025 108,000.000	103,942	97,451
65473QBE2 NISOURCE INC CALLABLE NOTES FIXED 3.49%	SEMI-ANN. 3.490% 05/15/2027 542,000.000	571,331	511,210
65480CAC9 NISSAN MOTOR ACCEPTANCE CO LLC CALLABLE	SEMI-ANN. 1.850% 09/16/2026 230,000.000	229,945	192,221
65535HAY5 NOMURA HOLDINGS INC NOTES FIXED 2.172% 1	SEMI-ANN. 2.172% 07/14/2028 615,000.000	615,000	507,883

JPMorgan Investor Services J.P.Morgan

BOILERMAKERS NATIONAL ANNUITY TRUST
E.I.N. 48-1029345 PLAN NO. 001
SCHEDULE H, LINE 4i—SCHEDULE OF ASSETS (HELD AT END OF YEAR) (CONTINUED)
DECEMBER 31, 2022

FD491 PAGE 25
SCHEDULE H (FORM 5500 - 4I-1) BANK OF LABOR - MONTHLY C 18661
SCHEDULE OF ASSETS HELD FOR
INVESTMENT PURPOSES AT END OF YEAR BASE CURRENCY: USD AS OF DECEMBER 31,2022

IDENTITY OF ISSUE, BORROWER, LESSOR	DESCRIPTION OF INVESTMENT SHARES / PAR	COST	CURRENT VALUE
655664AY6 NORDSTROM INC CALLABLE NOTES FIXED 4.25%	SEMI-ANN. 4.250% 08/01/2031 345,000.000	348,066	246,710
655664AS9 NORDSTROM INC CALLABLE NOTES FIXED 4% 15	SEMI-ANN. 4.000% 03/15/2027 62,000.000	64,480	51,621
67623CAE9 OFFICE PROPERTIES INCOME TRUST CALLABLE	SEMI-ANN. 2.400% 02/01/2027 495,000.000	493,171	362,915
682691AB6 ONEMAIN FINANCE CORP CALLABLE NOTES FIXE	SEMI-ANN. 3.500% 01/15/2027 475,000.000	474,625	393,286
682680AY9 ONEOK INC CALLABLE NOTES FIXED 3.4% 01/S	SEMI-ANN. 3.400% 09/01/2029 550,000.000	573,432	476,618
68389XCD5 ORACLE CORP CALLABLE NOTES FIXED 2.3% 25	SEMI-ANN. 2.300% 03/25/2028 500,000.000	514,185	433,847
69403WAB3 PACIFIC BEACON LLC CALLABLE BOND VARIABL	SEMI-ANN. FLOATING 07/15/2026 1,057,500.000	1,044,281	1,045,198
694308KA4 PACIFIC GAS AND ELECTRIC CO CALLABLE BON	SEMI-ANN. 3.250% 02/16/2024 415,000.000	414,851	405,184
694308JF5 PACIFIC GAS AND ELECTRIC CO CALLABLE BON	SEMI-ANN. 2.100% 08/01/2027 340,000.000	339,368	290,547
695114CW6 PACIFICORP CALLABLE BOND FIXED 2.7% 15/S	SEMI-ANN. 2.700% 09/15/2030 895,000.000	950,089	771,764
695114CR7 PACIFICORP CALLABLE BOND FIXED 3.6% 01/A	SEMI-ANN. 3.600% 04/01/2024 1,300,000.000	1,323,296	1,277,592
70450YAD5 PAYPAL HOLDINGS INC CALLABLE NOTES FIXED	SEMI-ANN. 2.650% 10/01/2026 300,000.000	299,256	277,158
718547AA0 PHILLIPS 66 CO CALLABLE NOTES FIXED 2.45	SEMI-ANN. 2.450% 12/15/2024 500,000.000	481,204	469,880
740189AM7 PRECISION CASTPARTS CORP CALLABLE NOTES	SEMI-ANN. 3.250% 06/15/2025 570,000.000	578,242	549,825
74331FAC5 PROGRESS RESIDENTIAL 2021-SFR1 2021-SFR1	MONTHLY 1.303% 04/17/2038 210,000.000	209,991	179,418
74456QBS4 PUBLIC SERVICE ELECTRIC AND GAS CO CALLA	SEMI-ANN. 3.000% 05/15/2027 260,000.000	259,238	243,166

JPMorgan Investor Services J.P.Morgan

BOILERMAKERS NATIONAL ANNUITY TRUST
E.I.N. 48-1029345 PLAN NO. 001
SCHEDULE H, LINE 4i—SCHEDULE OF ASSETS (HELD AT END OF YEAR) (CONTINUED)
DECEMBER 31, 2022

FD491 — PAGE 26
SCHEDULE H (FORM 5500 - 4I-1) — BANK OF LABOR - MONTHLY — C 18661
SCHEDULE OF ASSETS HELD FOR INVESTMENT PURPOSES AT END OF YEAR — BASE CURRENCY: USD — AS OF DECEMBER 31,2022

IDENTITY OF ISSUE, BORROWER, LESSOR	DESCRIPTION OF INVESTMENT SHARES / PAR	COST	CURRENT VALUE
747262AZ6 QVC INC CALLABLE NOTES FIXED 4.375% 01/S	SEMI-ANN. 4.375% 09/01/2028 535,000.000	536,159	319,663
75525JAA4 RAZA DEVELOPMENT FUND INC CALLABLE BOND	SEMI-ANN. 3.534% 07/01/2034 1,300,000.000	1,425,100	1,095,854
756109BJ2 REALTY INCOME CORP CALLABLE NOTES FIXED	SEMI-ANN. 2.200% 06/15/2028 285,000.000	281,811	245,049
756109BK9 REALTY INCOME CORP CALLABLE NOTES FIXED	SEMI-ANN. 3.100% 12/15/2029 365,000.000	384,611	318,848
759509AF9 RELIANCE STEEL & ALUMINUM CO CALLABLE NO	SEMI-ANN. 1.300% 08/15/2025 555,000.000	553,302	501,859
775109AW1 ROGERS COMMUNICATIONS INC CALLABLE NOTES	SEMI-ANN. 3.000% 03/15/2023 570,000.000	559,555	567,730
78016EZ59 ROYAL BANK OF CANADA MEDIUM TERM NOTE FI	SEMI-ANN. 3.375% 04/14/2025 530,000.000	529,804	512,531
785592AM8 SABINE PASS LIQUEFACTION LLC CALLABLE NO	SEMI-ANN. 5.625% 03/01/2025 210,000.000	243,024	210,389
80007RAF2 SANDS CHINA LTD CALLABLE BOND FIXED 5.62	SEMI-ANN. FLOATING 08/08/2025 260,000.000	259,774	249,041
80285RAF5 SANTANDER DRIVE AUTO RECEIVABLES TRUST 2	MONTHLY 1.460% 09/15/2025 41,205.450	41,200	41,073
80286WAG1 SANTANDER DRIVE AUTO RECEIVABLES TRUST 2	MONTHLY 1.480% 01/15/2027 780,000.000	783,650	744,258
80287EAF2 SANTANDER DRIVE AUTO RECEIVABLES TRUST 2	MONTHLY 1.330% 09/15/2027 505,000.000	499,575	468,066
80285VAF6 SANTANDER DRIVE AUTO RECEIVABLES TRUST 2	MONTHLY 1.670% 10/15/2027 890,000.000	886,421	820,217
80286MAD0 SANTANDER DRIVE AUTO RECEIVABLES TRUST 2	MONTHLY 3.440% 09/15/2027 485,000.000	484,881	468,932
80287HAD0 SANTANDER DRIVE AUTO RECEIVABLES TRUST 2	MONTHLY 4.430% 03/15/2027 390,000.000	389,924	379,419
80282KBD7 SANTANDER HOLDINGS USA INC CALLABLE NOTE	SEMI-ANN. FLOATING 06/09/2025 300,000.000	300,000	291,322

JPMorgan Investor Services — J.P.Morgan

BOILERMAKERS NATIONAL ANNUITY TRUST
E.I.N. 48-1029345 PLAN NO. 001
SCHEDULE H, LINE 4i—SCHEDULE OF ASSETS (HELD AT END OF YEAR) (CONTINUED)
DECEMBER 31, 2022

FD491 PAGE 27
SCHEDULE H (FORM 5500 - 4I-1) BANK OF LABOR - MONTHLY C 18661
SCHEDULE OF ASSETS HELD FOR
INVESTMENT PURPOSES AT END OF YEAR BASE CURRENCY: USD AS OF DECEMBER 31,2022

IDENTITY OF ISSUE, BORROWER, LESSOR	DESCRIPTION OF INVESTMENT SHARES / PAR	COST	CURRENT VALUE
817565CF9 SERVICE CORP INTERNATIONAL/US CALLABLE N	SEMI-ANN. 3.375% 08/15/2030 580,000.000	590,034	477,433
832248AZ1 SMITHFIELD FOODS INC CALLABLE NOTES FIXE	SEMI-ANN. 4.250% 02/01/2027 75,000.000	82,572	69,150
832248BB3 SMITHFIELD FOODS INC CALLABLE NOTES FIXE	SEMI-ANN. 5.200% 04/01/2029 205,000.000	203,959	187,763
83368RBJ0 SOCIETE GENERALE SA CALLABLE MEDIUM TERM	SEMI-ANN. FLOATING 01/21/2033 460,000.000	460,165	363,525
842400HT3 SOUTHERN CALIFORNIA EDISON CO CALLABLE B	SEMI-ANN. 5.950% 11/01/2032 395,000.000	392,429	419,430
8426EPAF5 SOUTHERN CO GAS CAPITAL CORP CALLABLE NO	SEMI-ANN. 5.150% 09/15/2032 415,000.000	413,838	409,441
842587DG9 SOUTHERN CO/THE CALLABLE NOTES FIXED 0.6	SEMI-ANN. 0.600% 02/26/2024 335,000.000	334,970	317,853
842587CU9 SOUTHERN CO/THE CALLABLE NOTES FIXED 2.9	SEMI-ANN. 2.950% 07/01/2023 520,000.000	519,774	514,959
35564ABF7 STACR TRUST 2018-HRP2 2018-HRP2 M3 FLOAT	MONTHLY FLOATING 02/25/2047 281,588.900	285,957	273,793
87166PAD5 SYNCHRONY BANK CALLABLE NOTES FIXED 5.4%	SEMI-ANN. 5.400% 08/22/2025 475,000.000	474,506	468,477
87166PAG6 SYNCHRONY CARD FUNDING LLC 2022-A1 A 3.3	MONTHLY 3.370% 04/15/2028 470,000.000	469,957	453,734
87166PAH4 SYNCHRONY CARD FUNDING LLC 2022-A2 A 3.6	MONTHLY 3.860% 07/15/2028 410,000.000	409,945	400,134
87264ABS3 T-MOBILE USA INC CALLABLE NOTES FIXED 2.	SEMI-ANN. 2.625% 02/15/2029 135,000.000	135,000	114,335
87264ABD6 T-MOBILE USA INC CALLABLE NOTES FIXED 3.	SEMI-ANN. 3.750% 04/15/2027 555,000.000	576,565	523,461
87342RAJ3 TACO BELL FUNDING LLC 2021-1A A23 2.542%	QUARTERLY 2.542% 08/25/2051 267,300.000	262,594	203,054
189754AA2 TAPESTRY INC CALLABLE NOTES FIXED 4.25%	SEMI-ANN. 4.250% 04/01/2025 550,000.000	503,250	537,474

JPMorgan Investor Services J.P.Morgan

BOILERMAKERS NATIONAL ANNUITY TRUST
E.I.N. 48-1029345 PLAN NO. 001
SCHEDULE H, LINE 4i—SCHEDULE OF ASSETS (HELD AT END OF YEAR) (CONTINUED)
DECEMBER 31, 2022

FD491 PAGE 28
SCHEDULE H (FORM 5500 - 4I-1) BANK OF LABOR - MONTHLY C 18661
SCHEDULE OF ASSETS HELD FOR
INVESTMENT PURPOSES AT END OF YEAR BASE CURRENCY: USD AS OF DECEMBER 31,2022

IDENTITY OF ISSUE, BORROWER, LESSOR	DESCRIPTION OF INVESTMENT SHARES / PAR	COST	CURRENT VALUE
872287AF4 TCI COMMUNICATIONS INC BOND FIXED 7.875% RATINGS: BAA1 BBB+	SEMI-ANN. 7.875% 02/15/2026 250,000.000	339,828	270,909
88167AAE1 TEVA PHARMACEUTICAL FINANCE NETHERLANDS	SEMI-ANN. 3.150% 10/01/2026 720,000.000	638,572	629,640
88167AAP6 TEVA PHARMACEUTICAL FINANCE NETHERLANDS	SEMI-ANN. 4.750% 05/09/2027 200,000.000	200,000	180,780
88947EAT7 TOLL BROTHERS FINANCE CORP CALLABLE NOTE	SEMI-ANN. 4.350% 02/15/2028 304,000.000	317,734	277,711
88947EAU4 TOLL BROTHERS FINANCE CORP CALLABLE NOTE	SEMI-ANN. 3.800% 11/01/2029 347,000.000	341,130	296,614
89236TKD6 TOYOTA MOTOR CREDIT CORP CALLABLE MEDIUM	SEMI-ANN. 4.450% 06/29/2029 475,000.000	474,943	466,056
89543HAB5 TRI-COMMAND MARINES CUSTODIAL ACCOUNT LL	SEMI-ANN. 5.383% 08/15/2035 500,000.000	544,290	534,863
89543HAD1 TRI-COMMAND MARINES CUSTODIAL ACCOUNT LL	SEMI-ANN. 5.383% 08/15/2044 623,000.000	673,120	672,840
89543HAE9 TRI-COMMAND MARINES CUSTODIAL ACCOUNT LL	SEMI-ANN. FLOATING 02/15/2048 703,000.000	703,000	695,970
07330MAC1 TRUIST BANK CALLABLE MEDIUM TERM NOTE VA	SEMI-ANN. FLOATING 09/17/2029 255,000.000	255,000	238,581
05531FBF9 TRUIST FINANCIAL CORP CALLABLE MEDIUM TE	SEMI-ANN. 3.750% 12/06/2023 360,000.000	359,446	356,150
898384AX0 TRUSTEES OF UNION COLLEGE CALLABLE BOND	SEMI-ANN. 3.625% 07/01/2025 1,000,000.000	998,002	953,243
90276EAE7 UBS COMMERCIAL MORTGAGE TRUST 2017-C1 20	MONTHLY 3.460% 06/15/2050 295,000.000	287,885	271,570
90349GBH7 UBS-BARCLAYS COMMERCIAL MORTGAGE TRUST 2	MONTHLY 3.468% 04/10/2046 365,000.000	378,060	362,384
90931GAA7 UNITED AIRLINES 2020-1 CLASS A PASS THRO	QUARTERLY 5.875% 04/15/2029 304,297.600	315,042	300,253
914746AM4 UNIVERSITY OF LOUISVILLE FOUNDATION INC	SEMI-ANN. 4.475% 03/01/2026 700,000.000	700,000	672,133

JPMorgan Investor Services J.P.Morgan

BOILERMAKERS NATIONAL ANNUITY TRUST
E.I.N. 48-1029345 PLAN NO. 001
SCHEDULE H, LINE 4i—SCHEDULE OF ASSETS (HELD AT END OF YEAR) (CONTINUED)
DECEMBER 31, 2022

FD491 PAGE 29
SCHEDULE H (FORM 5500 - 4I-1) BANK OF LABOR - MONTHLY C 18661
SCHEDULE OF ASSETS HELD FOR
INVESTMENT PURPOSES AT END OF YEAR BASE CURRENCY: USD AS OF DECEMBER 31,2022

IDENTITY OF ISSUE, BORROWER, LESSOR	DESCRIPTION OF INVESTMENT SHARES / PAR	COST	CURRENT VALUE
90346WAA1 US AIRWAYS 2013-1 CLASS A PASS THROUGH T	SEMI-ANN. 3.950% 05/15/2027 .020	0	0
91159HHU7 US BANCORP CALLABLE MEDIUM TERM NOTE FIX	SEMI-ANN. 3.950% 11/17/2025 260,000.000	259,763	253,818
92343VEU4 VERIZON COMMUNICATIONS INC CALLABLE NOTE	SEMI-ANN. 4.016% 12/03/2029 365,000.000	419,336	342,695
92343VGJ7 VERIZON COMMUNICATIONS INC CALLABLE NOTE	SEMI-ANN. 2.550% 03/21/2031 810,000.000	806,671	667,249
92348KAA1 VERIZON MASTER TRUST 2021-1 A 0.5% 20/MA	MONTHLY 0.500% 05/20/2027 440,000.000	434,374	413,376
929089AB6 VOYA FINANCIAL INC CALLABLE NOTES FIXED	SEMI-ANN. 3.650% 06/15/2026 120,000.000	119,651	113,281
254687FL5 WALT DISNEY CO/THE CALLABLE NOTES FIXED	SEMI-ANN. 2.000% 09/01/2029 510,000.000	510,921	428,770
92939UAG1 WEC ENERGY GROUP INC CALLABLE NOTES FIXE	SEMI-ANN. 2.200% 12/15/2028 400,000.000	399,044	339,265
95000U2V4 WELLS FARGO & CO CALLABLE MEDIUM TERM NO	SEMI-ANN. FLOATING 03/24/2028 380,000.000	380,000	352,345
95000U3B7 WELLS FARGO & CO CALLABLE MEDIUM TERM NO	SEMI-ANN. FLOATING 07/25/2033 230,000.000	230,000	217,781
94974BGL8 WELLS FARGO & CO MEDIUM TERM NOTE FIXED	SEMI-ANN. 4.300% 07/22/2027 620,000.000	701,755	597,675
949746SH5 WELLS FARGO & CO NOTES FIXED 3% 23/OCT/2	SEMI-ANN. 3.000% 10/23/2026 135,000.000	134,688	124,928
94989XBC8 WELLS FARGO COMMERCIAL MORTGAGE TRUST 20	MONTHLY 3.718% 12/15/2048 105,000.000	117,977	99,816
958667AC1 WESTERN MIDSTREAM OPERATING LP CALLABLE	SEMI-ANN. FLOATING 02/01/2030 150,000.000	149,850	129,753
92939FAW9 WFRBS COMMERCIAL MORTGAGE TRUST 2014-C21	MONTHLY 3.891% 08/15/2047 510,000.000	506,062	485,486
970648AJ0 WILLIS NORTH AMERICA INC CALLABLE NOTES	SEMI-ANN. 2.950% 09/15/2029 715,000.000	756,839	602,773

JPMorgan Investor Services J.P.Morgan

BOILERMAKERS NATIONAL ANNUITY TRUST
E.I.N. 48-1029345 PLAN NO. 001
SCHEDULE H, LINE 4i—SCHEDULE OF ASSETS (HELD AT END OF YEAR) (CONTINUED)
DECEMBER 31, 2022

FD491 PAGE 30
SCHEDULE H (FORM 5500 - 4I-1) BANK OF LABOR - MONTHLY C 18661
SCHEDULE OF ASSETS HELD FOR
INVESTMENT PURPOSES AT END OF YEAR BASE CURRENCY: USD AS OF DECEMBER 31,2022

IDENTITY OF ISSUE, BORROWER, LESSOR	DESCRIPTION OF INVESTMENT SHARES / PAR		COST	CURRENT VALUE
TOTAL CORPORATE DEBT INSTRUMENTS: ALL OTHER COMMON			132,957,890	120,324,242
00181T107 A-MARK PRECIOUS METALS INC COMMON STOCK		1,000.000	31,464	34,730
000360206 AAON INC COMMON STOCK USD 0.004		800.000	63,418	60,256
00258W108 AARON'S CO INC/THE COMMON STOCK USD 0.5		1,400.000	14,228	16,730
00287Y109 ABBVIE INC COMMON STOCK USD 0.01		11,378.000	1,609,575	1,838,799
6292102 ABC-MART INC COMMON STOCK JPY		2,700.000	143,438	152,859
00402L107 ACADEMY SPORTS & OUTDOORS INC COMMON STO	0.01	2,760.000	136,290	145,010
00404A109 ACADIA HEALTHCARE CO INC COMMON STOCK US		2,206.000	76,232	181,598
00436Q106 ACCEL ENTERTAINMENT INC COMMON STOCK USD		1,800.000	23,406	13,860
00081T108 ACCO BRANDS CORP COMMON STOCK USD 0.01		1,600.000	14,400	8,944
004498101 ACI WORLDWIDE INC COMMON STOCK USD 0.005		2,000.000	63,015	46,000
00653Q102 ADAPTHEALTH CORP COMMON STOCK USD		12,599.000	339,990	242,153
00650F109 ADAPTIVE BIOTECHNOLOGIES CORP COMMON STO	0.0001	2,700.000	21,958	20,628
006739106 ADDUS HOMECARE CORP COMMON STOCK USD 0.0		2,472.000	232,959	245,939
00676P107 ADEIA INC COMMON STOCK USD		2,400.000	21,800	22,752

JPMorgan Investor Services J.P.Morgan

BOILERMAKERS NATIONAL ANNUITY TRUST
E.I.N. 48-1029345 PLAN NO. 001
SCHEDULE H, LINE 4i—SCHEDULE OF ASSETS (HELD AT END OF YEAR) (CONTINUED)
DECEMBER 31, 2022

FD491 — PAGE 31
SCHEDULE H (FORM 5500 - 4I-1) — BANK OF LABOR - MONTHLY — C 18661
SCHEDULE OF ASSETS HELD FOR INVESTMENT PURPOSES AT END OF YEAR — BASE CURRENCY: USD — AS OF DECEMBER 31,2022

IDENTITY OF ISSUE, BORROWER, LESSOR	DESCRIPTION OF INVESTMENT SHARES / PAR	COST	CURRENT VALUE
G0084W101 ADIENT PLC COMMON STOCK USD 0.001	4,200.000	141,318	145,698
00737L103 ADTALEM GLOBAL EDUCATION INC COMMON STOC	1,900.000	74,712	67,450
007903107 ADVANCED MICRO DEVICES INC COMMON STOCK	8,302.000	701,898	537,721
00773T101 ADVANSIX INC COMMON STOCK USD 0.01	6,607.000	179,123	327,238
00791N102 ADVANTAGE SOLUTIONS INC COMMON STOCK USD	4,400.000	14,967	9,152
00810F106 AERSALE CORP COMMON STOCK USD 0.0001	2,200.000	42,821	35,684
00847J105 AGILYSYS INC COMMON STOCK USD 0.3	1,200.000	62,306	94,968
008492100 AGREE REALTY CORP REIT USD 0.0001	3,685.000	253,937	261,377
B4TX8S1 AIA GROUP LTD COMMON STOCK HKD 0	87,000.000	802,404	967,540
B1YXBJ7 AIR LIQUIDE SA COMMON STOCK EUR 5.5	2,839.000	424,318	401,162
009066101 AIRBNB INC COMMON STOCK USD 0.0001	1,166.000	130,724	99,893
BJT1GR5 ALCON INC COMMON STOCK CHF 0.04	4,327.000	303,058	295,482
01625V104 ALIGNMENT HEALTHCARE INC COMMON STOCK US	8,800.000	121,519	103,488
BL56KN2 ALIMENTATION COUCHE-TARD INC COMMON STOC	15,118.000	389,771	663,878
01749D105 ALLEGRO MICROSYSTEMS INC COMMON STOCK US	300.000	6,745	9,006
018522300 ALLETE INC COMMON STOCK USD 0	700.000	43,974	45,157

JPMorgan Investor Services — J.P.Morgan

BOILERMAKERS NATIONAL ANNUITY TRUST
E.I.N. 48-1029345 PLAN NO. 001
SCHEDULE H, LINE 4i—SCHEDULE OF ASSETS (HELD AT END OF YEAR) (CONTINUED)
DECEMBER 31, 2022

FD491 PAGE 32
SCHEDULE H (FORM 5500 - 4I-1) BANK OF LABOR - MONTHLY C 18661
SCHEDULE OF ASSETS HELD FOR
INVESTMENT PURPOSES AT END OF YEAR BASE CURRENCY: USD AS OF DECEMBER 31,2022

IDENTITY OF ISSUE, BORROWER, LESSOR	DESCRIPTION OF INVESTMENT SHARES / PAR	COST	CURRENT VALUE
01973R101 ALLISON TRANSMISSION HOLDINGS INC COMMON	0.01 200.000	8,135	8,320
02043Q107 ALNYLAM PHARMACEUTICALS INC COMMON STOCK	1,061.000	195,044	252,147
020764106 ALPHA METALLURGICAL RESOURCES INC COMMON	0.01 50.000	8,592	7,320
02079K107 ALPHABET INC COMMON STOCK USD 0.001	18,351.000	1,887,916	1,628,284
02081G201 ALPHATEC HOLDINGS INC COMMON STOCK USD 0	17,776.000	291,590	219,534
02209R106 ALTRA INDUSTRIAL MOTION CORP COMMON STOC	400.000	19,331	23,900
022671101 AMALGAMATED FINL CORP	400.000	7,023	9,216
023135106 AMAZON.COM INC COMMON STOCK USD 0.01	15,763.000	1,666,579	1,324,092
023139884 AMBAC FINANCIAL GROUP INC COMMON STOCK U	500.000	6,661	8,720
024013104 AMERICAN ASSETS TRUST INC REIT USD 0.01	600.000	26,014	15,900
024061103 AMERICAN AXLE & MANUFACTURING HOLDINGS I	STOCK USD 0.01 3,100.000	30,320	24,242
02553E106 AMERICAN EAGLE OUTFITTERS INC COMMON STO	0.01 11,379.000	102,959	158,851
03076K108 AMERIS BANCORP COMMON STOCK USD 1	2,700.000	118,572	127,278
031162100 AMGEN INC COMMON STOCK USD 0.0001	3,597.000	879,645	944,716
03152W109 AMICUS THERAPEUTICS INC COMMON STOCK USD	20,740.000	233,031	253,235
031652100 AMKOR TECHNOLOGY INC COMMON STOCK USD 0.	5,500.000	109,951	131,890

JPMorgan Investor Services J.P.Morgan

BOILERMAKERS NATIONAL ANNUITY TRUST
E.I.N. 48-1029345 PLAN NO. 001
SCHEDULE H, LINE 4i—SCHEDULE OF ASSETS (HELD AT END OF YEAR) (CONTINUED)
DECEMBER 31, 2022

FD491 — PAGE 33
SCHEDULE H (FORM 5500 - 4I-1) — BANK OF LABOR - MONTHLY — C 18661
SCHEDULE OF ASSETS HELD FOR INVESTMENT PURPOSES AT END OF YEAR — BASE CURRENCY: USD — AS OF DECEMBER 31,2022

IDENTITY OF ISSUE, BORROWER, LESSOR	DESCRIPTION OF INVESTMENT	SHARES / PAR	COST	CURRENT VALUE
03168L105 AMNEAL PHARMACEUTICALS INC COMMON STOCK		10,100.000	23,401	20,099
03209R103 AMPHASTAR PHARMACEUTICALS INC COMMON STO	0.0001	1,700.000	49,203	47,634
032095101 AMPHENOL CORP COMMON STOCK USD 0.001		8,501.000	459,862	647,266
B1XZS82 ANGLO AMERICAN PLC COMMON STOCK GBP 0.54		11,560.000	333,051	450,052
75605Y106 ANYWHERE REAL ESTATE INC COMMON STOCK US		2,400.000	17,838	15,336
03784Y200 APPLE HOSPITALITY REIT INC REIT USD 0		9,300.000	141,424	146,754
037833100 APPLE INC COMMON STOCK USD 0.00001		32,723.000	2,984,116	4,251,699
03957W106 ARCHROCK INC COMMON STOCK USD 0.01		1,100.000	9,430	9,878
03966V107 ARCONIC CORP COMMON STOCK USD 0.01		8,770.000	250,350	185,573
039653100 ARCOSA INC COMMON STOCK USD 0.01		1,000.000	62,298	54,340
G0464B107 ARGO GROUP INTERNATIONAL HOLDINGS LTD CO	USD 1	1,300.000	54,120	33,605
04271T100 ARRAY TECHNOLOGIES INC COMMON STOCK USD		1,200.000	26,355	23,196
043113208 ARTESIAN RESOURCES CORP COMMON STOCK USD		1,100.000	44,363	64,438
043436104 ASBURY AUTOMOTIVE GROUP INC COMMON STOCK		940.000	197,842	168,495
001910102 ASGN INC COMMON STOCK USD 0.01		700.000	41,432	57,036
5165294 ASM INTERNATIONAL NV COMMON STOCK EUR 0.		1,167.000	131,950	293,498

JPMorgan Investor Services — J.P.Morgan

BOILERMAKERS NATIONAL ANNUITY TRUST
E.I.N. 48-1029345 PLAN NO. 001
SCHEDULE H, LINE 4i—SCHEDULE OF ASSETS (HELD AT END OF YEAR) (CONTINUED)
DECEMBER 31, 2022

FD491 PAGE 34
SCHEDULE H (FORM 5500 - 4I-1) BANK OF LABOR - MONTHLY C 18661
SCHEDULE OF ASSETS HELD FOR
INVESTMENT PURPOSES AT END OF YEAR BASE CURRENCY: USD AS OF DECEMBER 31,2022

	IDENTITY OF ISSUE, BORROWER, LESSOR	DESCRIPTION OF INVESTMENT SHARES / PAR		COST	CURRENT VALUE
B929F46	ASML HOLDING NV COMMON STOCK EUR 0.09		2,504.000	711,903	1,346,352
N07059210	ASML HOLDING NV NY REG SHRS USD 0.09		631.000	214,745	344,778
BD9PNF2	ASR NEDERLAND NV COMMON STOCK EUR 0.16		3,743.000	137,741	177,166
045487105	ASSOCIATED BANC-CORP COMMON STOCK USD 0.		1,100.000	24,533	25,399
0989529	ASTRAZENECA PLC COMMON STOCK GBP 0.25		10,074.000	1,112,471	1,359,399
047649108	ATKORE INC COMMON STOCK USD 0.01		4,227.000	183,406	479,426
04911A107	ATLANTIC UNION BANKSHARES CORP COMMON ST	1.33	800.000	26,944	28,112
BLDBN41	ATLAS COPCO AB COMMON STOCK SEK 0.16		42,611.000	621,136	503,423
04963C209	ATRICURE INC COMMON STOCK USD 0.001		3,931.000	168,009	174,458
053015103	AUTOMATIC DATA PROCESSING INC COMMON STO		3,092.000	753,352	738,555
053332102	AUTOZONE INC COMMON STOCK USD 0.01		646.000	1,060,851	1,593,152
05350V106	AVANOS MEDICAL INC COMMON STOCK USD 0.01		4,000.000	110,621	108,240
095229100	AVANTAX INC COMMON STOCK USD 0.0001		9,623.000	190,040	245,675
05356F105	AVEANNA HEALTHCARE HOLDINGS INC COMMON S	0.01	9,200.000	58,476	7,176
05366Y201	AVIAT NETWORKS INC COMMON STOCK USD 0.01		200.000	5,755	6,238
05368M106	AVID BIOSERVICES INC COMMON STOCK		9,312.000	181,000	128,226

JPMorgan Investor Services J.P.Morgan

BOILERMAKERS NATIONAL ANNUITY TRUST
E.I.N. 48-1029345 PLAN NO. 001
SCHEDULE H, LINE 4i—SCHEDULE OF ASSETS (HELD AT END OF YEAR) (CONTINUED)
DECEMBER 31, 2022

FD491 — BANK OF LABOR - MONTHLY — PAGE 35
SCHEDULE H (FORM 5500 - 4I-1) — C 18661
SCHEDULE OF ASSETS HELD FOR INVESTMENT PURPOSES AT END OF YEAR — BASE CURRENCY: USD — AS OF DECEMBER 31,2022

IDENTITY OF ISSUE, BORROWER, LESSOR	DESCRIPTION OF INVESTMENT SHARES / PAR		COST	CURRENT VALUE
05368V106	AVIENT CORP COMMON STOCK USD 0.01	4,327.000	114,703	146,080
7088429	AXA SA COMMON STOCK EUR 2.29	17,600.000	430,627	489,407
G0692U109	AXIS CAPITAL HOLDINGS LTD COMMON STOCK U	300.000	16,345	16,251
05463X106	AXOGEN INC COMMON STOCK USD 0.01	1,700.000	19,513	16,966
05465P101	AXONICS INC COMMON STOCK USD 0.0001	500.000	31,451	31,265
0263494	BAE SYSTEMS PLC COMMON STOCK GBP 2.5	36,072.000	321,425	371,427
05875B106	BALLY'S CORP	5,852.000	302,269	113,412
05990K106	BANC OF CALIFORNIA INC COMMON STOCK USD	4,000.000	83,813	63,720
12740C103	BANCORPSOUTH BANK COMMON STOCK USD	10,210.000	318,820	251,779
6076425	BANK LEUMI LE-ISRAEL BM COMMON STOCK ILS	28,147.000	219,659	233,807
BD1RP61	BANK OF IRELAND GROUP PLC COMMON STOCK E	50,136.000	342,369	476,218
G0772R208	BANK OF NT BUTTERFIELD & SON LTD/THE COM USD 1	2,341.000	78,991	69,785
5474008	BANKINTER SA COMMON STOCK EUR 0.3	25,432.000	147,610	170,128
068463108	BARRETT BUSINESS SERVICES INC COMMON STO 0.01	500.000	39,148	46,640
BZ1GZ06	BAWAG GROUP AG COMMON STOCK EUR	4,728.000	177,212	251,289
5756029	BAYERISCHE MOTOREN WERKE AG COMMON STOCK	4,850.000	398,129	431,588

JPMorgan Investor Services — J.P.Morgan

FD491 — PAGE 36
SCHEDULE H (FORM 5500 - 4I-1) — BANK OF LABOR - MONTHLY — C 18661
SCHEDULE OF ASSETS HELD FOR INVESTMENT PURPOSES AT END OF YEAR — BASE CURRENCY: USD — AS OF DECEMBER 31,2022

IDENTITY OF ISSUE, BORROWER, LESSOR	DESCRIPTION OF INVESTMENT SHARES / PAR	COST	CURRENT VALUE
077454106 BELDEN INC COMMON STOCK USD 0.01	1,000.000	58,873	71,900
08579X101 BERRY CORP COMMON STOCK USD 0.001	7,200.000	61,813	57,600
05541T101 BGC PARTNERS INC COMMON STOCK USD 0.01	32,600.000	136,708	122,902
6144690 BHP GROUP LTD	29,687.000	866,991	918,634
09180C106 BJ'S RESTAURANTS INC COMMON STOCK USD 0	4,975.000	185,165	131,241
05550J101 BJ'S WHOLESALE CLUB HOLDINGS INC COMMON 0.01	2,450.000	64,388	162,092
09260D107 BLACKSTONE GROUP INC/THE COMMON STOCK US	3,551.000	260,353	263,449
852234103 BLOCK INC COMMON STOCK USD 0.000001	290.000	34,509	18,224
093712107 BLOOM ENERGY CORP COMMON STOCK USD 0.000	2,300.000	52,111	43,976
094235108 BLOOMIN' BRANDS INC COMMON STOCK USD 0.0	13,425.000	233,365	270,111
09739D100 BOISE CASCADE CO COMMON STOCK USD 0.01	1,600.000	117,234	109,872
10316T104 BOX INC COMMON STOCK USD 0.0001	15,287.000	263,788	475,884
0798059 BP PLC COMMON STOCK GBP 0.25	106,507.000	346,803	608,429
10482B101 BRAEMAR HOTELS & RESORTS INC	4,500.000	26,209	18,495
10949T109 BRIGHTSPIRE CAPITAL INC REIT	2,000.000	19,730	12,460
11040G103 BRISTOW GROUP INC	2,400.000	77,756	65,112

JPMorgan Investor Services — J.P.Morgan

BOILERMAKERS NATIONAL ANNUITY TRUST
E.I.N. 48-1029345 PLAN NO. 001
SCHEDULE H, LINE 4i—SCHEDULE OF ASSETS (HELD AT END OF YEAR) (CONTINUED)
DECEMBER 31, 2022

FD491 PAGE 37
SCHEDULE H (FORM 5500 - 4I-1) BANK OF LABOR - MONTHLY C 18661
SCHEDULE OF ASSETS HELD FOR
INVESTMENT PURPOSES AT END OF YEAR BASE CURRENCY: USD AS OF DECEMBER 31,2022

	IDENTITY OF ISSUE, BORROWER, LESSOR	DESCRIPTION OF INVESTMENT SHARES / PAR		COST	CURRENT VALUE
112463104	BROOKDALE SENIOR LIVING INC COMMON STOCK		11,100.000	32,432	30,303
BPCPYH2	BROOKFIELD ASSET MANAGEMENT LTD COMMON S		4,687.430	68,822	134,124
BPCPYT4	BROOKFIELD CORP COMMON STOCK CAD 0		18,749.730	313,489	589,220
11275Q107	BROOKFIELD INFRASTRUCTURE CORP COMMON ST		1,000.000	46,524	38,900
13057Q305	CALIFORNIA RESOURCES CORP COMMON STOCK U		1,900.000	82,764	82,669
13100M509	CALIX INC COMMON STOCK USD		6,493.000	317,334	444,316
2180632	CANADIAN NATIONAL RAILWAY CO COMMON STOC		4,000.000	309,410	474,822
2793115	CANADIAN PACIFIC RAILWAY LTD COMMON STOC		7,200.000	532,485	536,433
13765N107	CANNAE HOLDINGS INC COMMON STOCK USD 0.0		1,400.000	52,882	28,910
4163437	CAPGEMINI SE COMMON STOCK EUR 8		3,252.000	357,335	541,255
14040H105	CAPITAL ONE FINANCIAL CORP COMMON STOCK		1,236.000	196,717	114,899
6420129	CAPITALAND INTEGRATED COMMERCIAL TRUST R		124,200.000	197,630	188,911
14167L103	CAREDX INC COMMON STOCK USD 0.001		6,051.000	158,816	69,042
141788109	CARGURUS INC COMMON STOCK USD 0.001		2,800.000	60,115	39,228
14843C105	CASTLE BIOSCIENCES INC COMMON STOCK USD		600.000	14,816	14,124
14888U101	CATALYST PHARMACEUTICALS INC COMMON STOC	0.001	10,800.000	45,953	200,880

JPMorgan Investor Services J.P.Morgan

BOILERMAKERS NATIONAL ANNUITY TRUST
E.I.N. 48-1029345 PLAN NO. 001
SCHEDULE H, LINE 4i—SCHEDULE OF ASSETS (HELD AT END OF YEAR) (CONTINUED)
DECEMBER 31, 2022

FD491 — BANK OF LABOR - MONTHLY — PAGE 38
SCHEDULE H (FORM 5500 - 4I-1) — C 18661
SCHEDULE OF ASSETS HELD FOR INVESTMENT PURPOSES AT END OF YEAR — BASE CURRENCY: USD — AS OF DECEMBER 31,2022

IDENTITY OF ISSUE, BORROWER, LESSOR	DESCRIPTION OF INVESTMENT SHARES / PAR		COST	CURRENT VALUE
149150104 CATHAY GENERAL BANCORP COMMON STOCK USD		1,100.000	50,521	44,869
156492100 CENTURY CASINOS INC COMMON STOCK USD 0.0		11,400.000	115,685	80,142
15678U128 CEREVEL THERAPEUTICS HOLDINGS INC COMMON	0.0001	600.000	24,542	18,924
808513105 CHARLES SCHWAB CORP/THE COMMON STOCK USD		15,355.000	883,986	1,278,457
16208T102 CHATHAM LODGING TRUST REIT USD 0.01		3,200.000	36,929	39,264
163092109 CHEGG INC COMMON STOCK USD 0.001		2,900.000	82,715	73,283
16411R208 CHENIERE ENERGY INC COMMON STOCK USD 0.0		2,236.000	386,507	335,311
16934Q208 CHIMERA INVESTMENT CORP REIT USD 0.01		2,000.000	20,345	11,000
169656105 CHIPOTLE MEXICAN GRILL INC COMMON STOCK		243.000	228,995	337,160
674215207 CHORD ENERGY CORP COMMON STOCK USD		1,130.000	163,986	154,595
171604101 CHUY'S HOLDINGS INC COMMON STOCK USD 0.0		300.000	6,993	8,490
G2143T103 CIMPRESS PLC COMMON STOCK USD 0.01		300.000	16,775	9,283
17273K109 CIRCOR INTERNATIONAL INC COMMON STOCK US		900.000	13,489	21,564
172755100 CIRRUS LOGIC INC COMMON STOCK USD 0.001		300.000	22,210	22,344
178567101 CITY OFFICE REIT INC REIT USD 0.01		1,100.000	19,441	9,218
17888H103 CIVITAS RESOURCES INC COMMON STOCK USD		4,932.000	235,166	285,711

JPMorgan Investor Services — J.P.Morgan

BOILERMAKERS NATIONAL ANNUITY TRUST
E.I.N. 48-1029345 PLAN NO. 001
SCHEDULE H, LINE 4i—SCHEDULE OF ASSETS (HELD AT END OF YEAR) (CONTINUED)
DECEMBER 31, 2022

FD491 — PAGE 39
SCHEDULE H (FORM 5500 - 4I-1) — BANK OF LABOR - MONTHLY — C 18661
SCHEDULE OF ASSETS HELD FOR INVESTMENT PURPOSES AT END OF YEAR — BASE CURRENCY: USD — AS OF DECEMBER 31,2022

IDENTITY OF ISSUE, BORROWER, LESSOR	DESCRIPTION OF INVESTMENT SHARES / PAR		COST	CURRENT VALUE
18539C204 CLEARWAY ENER-C RG		3,700.000	133,660	117,919
18539C105 CLEARWAY ENERGY INC COMMON STOCK USD 0.0		800.000	27,055	23,936
126128107 CNB FINANCIAL CORP/PA COMMON STOCK USD 0		900.000	21,974	21,411
19046P209 COASTAL FINANCIAL CORP/WA COMMON STOCK U		700.000	33,102	33,264
191216100 COCA-COLA CO/THE COMMON STOCK USD 0.25		22,200.000	1,373,069	1,412,142
191098102 COCA-COLA CONSOLIDATED INC COMMON STOCK		280.000	138,543	143,461
192446102 COGNIZANT TECHNOLOGY SOLUTIONS CORP COMM	USD 0.01	6,548.000	572,088	374,480
19247G107 COHERENT CORP COMMON STOCK USD 0		4,936.000	316,472	173,254
192576106 COHU INC COMMON STOCK USD 1		4,526.000	188,508	145,058
199908104 COMFORT SYSTEMS USA INC COMMON STOCK USD		210.000	24,682	24,167
20337X109 COMMSCOPE HOLDING CO INC COMMON STOCK US		6,400.000	49,552	47,040
204166102 COMMVAULT SYSTEMS INC COMMON STOCK USD 0		5,166.000	252,120	324,631
BD6K457 COMPASS GROUP PLC COMMON STOCK GBP 11.05		13,845.000	325,414	319,343
205306103 COMPUTER PROGRAMS AND SYSTEMS INC COMMON	0.001	2,100.000	61,742	57,162
206787103 CONDUENT INC COMMON STOCK USD 0.01		6,100.000	31,817	24,705
20825C104 CONOCOPHILLIPS COMMON STOCK USD 0.01		12,085.000	1,232,888	1,426,030

JPMorgan Investor Services — J.P.Morgan

BOILERMAKERS NATIONAL ANNUITY TRUST
E.I.N. 48-1029345 PLAN NO. 001
SCHEDULE H, LINE 4i—SCHEDULE OF ASSETS (HELD AT END OF YEAR) (CONTINUED)
DECEMBER 31, 2022

FD491 PAGE 40
SCHEDULE H (FORM 5500 - 4I-1) BANK OF LABOR - MONTHLY C 18661
SCHEDULE OF ASSETS HELD FOR
INVESTMENT PURPOSES AT END OF YEAR BASE CURRENCY: USD AS OF DECEMBER 31,2022

IDENTITY OF ISSUE, BORROWER, LESSOR	DESCRIPTION OF INVESTMENT	SHARES / PAR	COST	CURRENT VALUE
20854L108	CONSOL ENERGY INC COMMON STOCK USD 0.01	2,500.000	121,876	162,500
Z10751103	CONTAINER STORE GROUP INC/THE COMMON STO 0.01	3,000.000	15,977	12,930
21871N101	CORECIVIC INC	2,500.000	23,068	28,900
Z21006109	CORVEL CORP COMMON STOCK USD 0.0001	300.000	56,110	43,599
4182249	CRH PLC COMMON STOCK EUR 0.32	9,952.000	368,692	393,093
6185495	CSL LTD COMMON STOCK AUD 0	3,562.000	438,561	695,105
G2717B108	CUSHMAN & WAKEFIELD PLC COMMON STOCK USD	3,200.000	52,307	39,872
23204G100	CUSTOMERS BANCORP INC COMMON STOCK USD 1	1,300.000	33,955	36,842
126650100	CVS HEALTH CORP COMMON STOCK USD 0.01	8,228.000	862,293	766,767
235825205	DANA INC	3,300.000	53,701	49,929
B1Y9TB3	DANONE SA COMMON STOCK EUR 0.25	6,604.000	419,224	346,979
Z3753F107	DASEKE INC COMMON STOCK USD	2,600.000	22,008	14,794
BM8H5Y5	DASSAULT SYSTEMES SE COMMON STOCK EUR 0.	7,493.000	429,088	267,856
238337109	DAVE & BUSTER'S ENTERTAINMENT INC COMMON 0.01	7,431.000	226,734	263,355
6175203	DBS GROUP HOLDINGS LTD COMMON STOCK SGD	30,300.000	526,930	766,311
Z43537107	DECKERS OUTDOOR CORP COMMON STOCK USD 0.	375.000	71,184	149,685

JPMorgan Investor Services J.P.Morgan

BOILERMAKERS NATIONAL ANNUITY TRUST
E.I.N. 48-1029345 PLAN NO. 001
SCHEDULE H, LINE 4i—SCHEDULE OF ASSETS (HELD AT END OF YEAR) (CONTINUED)
DECEMBER 31, 2022

FD491 — BANK OF LABOR - MONTHLY — PAGE 41
SCHEDULE H (FORM 5500 - 4I-1) — C 18661
SCHEDULE OF ASSETS HELD FOR INVESTMENT PURPOSES AT END OF YEAR — BASE CURRENCY: USD — AS OF DECEMBER 31,2022

IDENTITY OF ISSUE, BORROWER, LESSOR	DESCRIPTION OF INVESTMENT	SHARES / PAR	COST	CURRENT VALUE
244199105	DEERE & CO COMMON STOCK USD 1	4,240.000	1,447,280	1,817,942
248019101	DELUXE CORP COMMON STOCK USD 1	700.000	12,427	11,886
7021963	DEUTSCHE BOERSE AG COMMON STOCK EUR 0	2,072.000	340,988	356,911
5842359	DEUTSCHE TELEKOM AG COMMON STOCK EUR 0	21,488.000	373,626	427,427
252131107	DEXCOM INC COMMON STOCK USD 0.001	1,915.000	100,853	216,855
0237400	DIAGEO PLC COMMON STOCK GBP 28.93518	13,767.000	606,545	604,452
252784301	DIAMONDROCK HOSPITALITY CO REIT USD 0.01	42,793.000	315,616	350,475
25402D102	DIGITALOCEAN HOLDINGS INC COMMON STOCK U 0.000025	2,867.000	236,506	73,022
254543101	DIODES INC COMMON STOCK USD 0.667	700.000	57,335	53,298
G28923103	DIVERSEY HOLDINGS LTD COMMON STOCK USD 0	2,200.000	10,544	9,372
25525P107	DIVERSIFIED HEALTHCARE TRUST REIT USD 0.	34,500.000	77,093	22,315
BNG7113	DNB BANK ASA COMMON STOCK NOK 12.5	12,762.000	220,311	251,911
B4TP9G2	DOLLARAMA INC COMMON STOCK CAD 0	5,400.000	307,634	315,603
25787G100	DONNELLEY FINANCIAL SOLUTIONS INC COMMON 0.01	200.000	3,917	7,730
Z6443V101	DULUTH HOLDINGS INC COMMON STOCK USD 0	6,700.000	92,164	41,406
26969P108	EAGLE MATERIALS INC COMMON STOCK USD 0.0	550.000	68,143	73,068

JPMorgan Investor Services — J.P.Morgan

BOILERMAKERS NATIONAL ANNUITY TRUST
E.I.N. 48-1029345 PLAN NO. 001
SCHEDULE H, LINE 4i—SCHEDULE OF ASSETS (HELD AT END OF YEAR) (CONTINUED)
DECEMBER 31, 2022

FD491 PAGE 42
SCHEDULE H (FORM 5500 - 4I-1) BANK OF LABOR - MONTHLY C 18661
SCHEDULE OF ASSETS HELD FOR
INVESTMENT PURPOSES AT END OF YEAR BASE CURRENCY: USD AS OF DECEMBER 31,2022

IDENTITY OF ISSUE, BORROWER, LESSOR	DESCRIPTION OF INVESTMENT	SHARES / PAR	COST	CURRENT VALUE
269796108 EAGLE PHARMACEUTICALS INC/DE COMMON STOC	0.001	1,300.000	64,671	37,999
27032D304 EARTHSTONE ENERGY INC COMMON STOCK USD 0		11,653.000	166,363	165,822
6302700 EBARA CORP COMMON STOCK JPY		5,900.000	179,775	211,058
27923Q109 ECOVYST INC		6,000.000	62,485	53,160
28035Q102 EDGEWELL PERSONAL CARE CO COMMON STOCK U		3,322.000	130,849	128,030
28249U105 EIGER BIOPHARMACEUTICALS INC COMMON STOC	0.0001	3,400.000	26,267	4,012
26856L103 ELF BEAUTY INC COMMON STOCK USD 0.01		8,622.000	287,639	476,797
532457108 ELI LILLY & CO COMMON STOCK USD 0		4,385.000	1,379,489	1,604,208
29084Q100 EMCOR GROUP INC COMMON STOCK USD 0.01		1,610.000	131,103	238,457
29089Q105 EMERGENT BIOSOLUTIONS INC COMMON STOCK U		4,100.000	106,452	48,421
292218104 EMPLOYERS HOLDINGS INC COMMON STOCK USD		1,300.000	57,056	56,069
292562105 ENCORE WIRE CORP COMMON STOCK USD 0.01		1,130.000	118,367	155,443
29283F103 ENGAGESMART INC COMMON STOCK USD 0.001		3,200.000	66,190	56,320
29357K103 ENOVA INTERNATIONAL INC COMMON STOCK USD		2,400.000	98,816	92,088
29355A107 ENPHASE ENERGY INC COMMON STOCK USD 0.00		739.000	180,642	195,805
29355X107 ENPRO INDUSTRIES INC COMMON STOCK USD 0.		2,586.000	197,094	281,072

JPMorgan Investor Services J.P.Morgan

BOILERMAKERS NATIONAL ANNUITY TRUST
E.I.N. 48-1029345 PLAN NO. 001
SCHEDULE H, LINE 4i—SCHEDULE OF ASSETS (HELD AT END OF YEAR) (CONTINUED)
DECEMBER 31, 2022

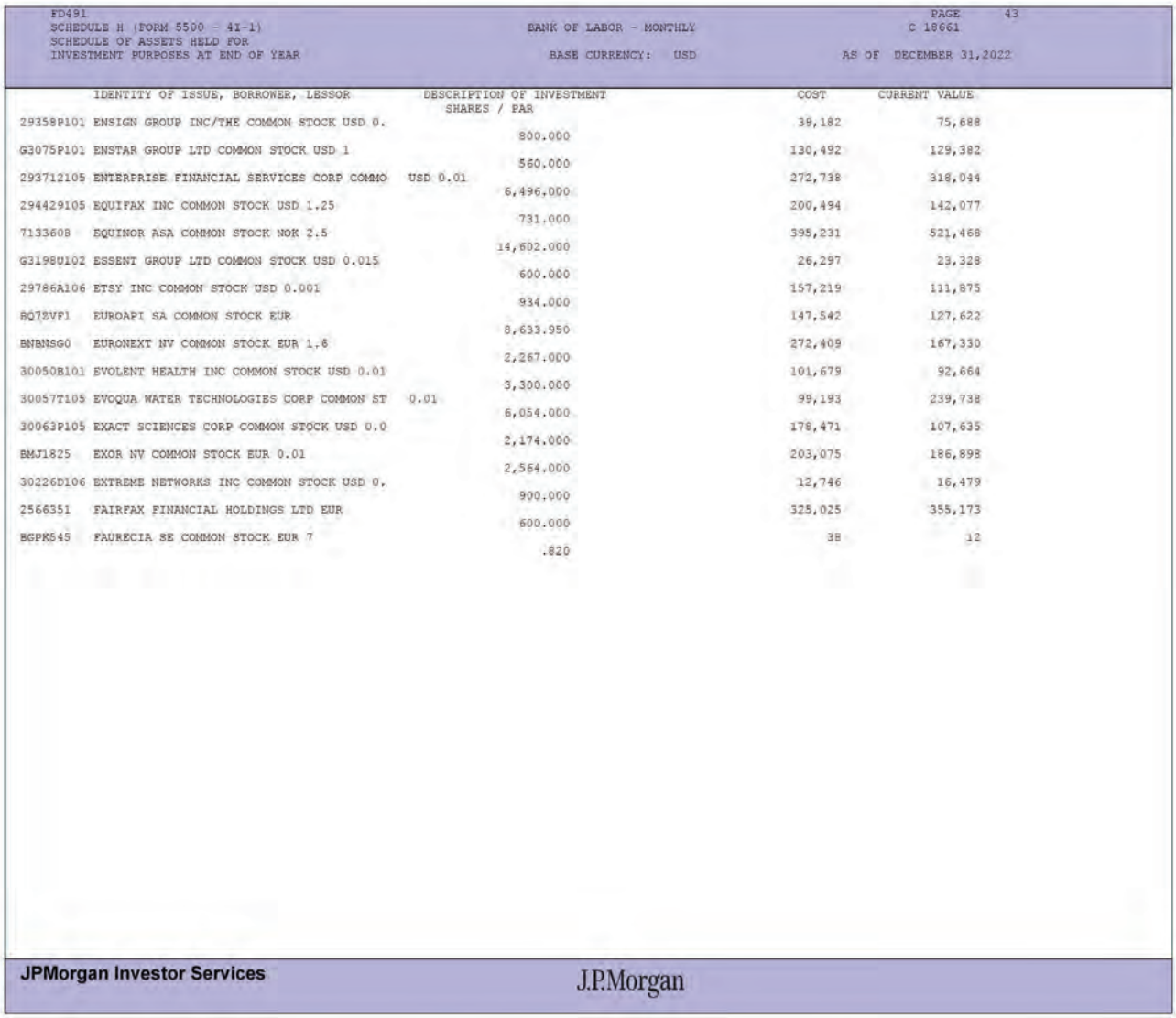

FD491 PAGE 43
SCHEDULE H (FORM 5500 - 4I-1) BANK OF LABOR - MONTHLY C 18661
SCHEDULE OF ASSETS HELD FOR
INVESTMENT PURPOSES AT END OF YEAR BASE CURRENCY: USD AS OF DECEMBER 31,2022

	IDENTITY OF ISSUE, BORROWER, LESSOR	DESCRIPTION OF INVESTMENT SHARES / PAR		COST	CURRENT VALUE
29358P101	ENSIGN GROUP INC/THE COMMON STOCK USD 0.		800.000	38,182	75,688
G3075P101	ENSTAR GROUP LTD COMMON STOCK USD 1		560.000	130,492	129,382
293712105	ENTERPRISE FINANCIAL SERVICES CORP COMMO	USD 0.01	6,496.000	272,738	318,044
294429105	EQUIFAX INC COMMON STOCK USD 1.25		731.000	200,494	142,077
7133608	EQUINOR ASA COMMON STOCK NOK 2.5		14,602.000	395,231	521,468
G3198U102	ESSENT GROUP LTD COMMON STOCK USD 0.015		600.000	26,297	23,328
29786A106	ETSY INC COMMON STOCK USD 0.001		934.000	157,219	111,875
BQ7BVF1	EUROAPI SA COMMON STOCK EUR		8,633.950	147,542	127,622
BNBNSG0	EURONEXT NV COMMON STOCK EUR 1.6		2,267.000	272,409	167,330
30050B101	EVOLENT HEALTH INC COMMON STOCK USD 0.01		3,300.000	101,679	92,664
30057T105	EVOQUA WATER TECHNOLOGIES CORP COMMON ST	0.01	6,054.000	99,193	239,738
30063P105	EXACT SCIENCES CORP COMMON STOCK USD 0.0		2,174.000	178,471	107,635
BMJ1825	EXOR NV COMMON STOCK EUR 0.01		2,564.000	203,075	186,898
30226D106	EXTREME NETWORKS INC COMMON STOCK USD 0.		900.000	12,746	16,479
2566351	FAIRFAX FINANCIAL HOLDINGS LTD EUR		600.000	325,025	355,173
BGPK545	FAURECIA SE COMMON STOCK EUR 7		.820	38	12

JPMorgan Investor Services J.P.Morgan

BOILERMAKERS NATIONAL ANNUITY TRUST
E.I.N. 48-1029345 PLAN NO. 001
SCHEDULE H, LINE 4i—SCHEDULE OF ASSETS (HELD AT END OF YEAR) (CONTINUED)
DECEMBER 31, 2022

FD491 — PAGE 44
SCHEDULE H (FORM 5500 - 4I-1) — BANK OF LABOR - MONTHLY — C 18661
SCHEDULE OF ASSETS HELD FOR INVESTMENT PURPOSES AT END OF YEAR — BASE CURRENCY: USD — AS OF DECEMBER 31,2022

	IDENTITY OF ISSUE, BORROWER, LESSOR	DESCRIPTION OF INVESTMENT SHARES / PAR		COST	CURRENT VALUE
BD6G507	FERRARI NV EUR	1,185.000		118,987	253,191
317585404	FINANCIAL INSTITUTIONS INC COMMON STOCK	3,000.000		83,943	73,080
BNGN9Z1	FINECOBANK BANCA FINECO SPA COMMON STOCK	12,638.000		208,397	209,332
318672706	FIRST BANCORP/PUERTO RICO COMMON STOCK U	9,700.000		91,709	123,384
319829107	FIRST COMMONWEALTH FINANCIAL CORP COMMON	1,700.000	1	22,342	23,749
320209109	FIRST FINANCIAL BANCORP COMMON STOCK USD	500.000		10,077	12,115
32054K103	FIRST INDUSTRIAL REALTY TRUST INC REIT U	3,711.000		143,675	179,093
320557101	FIRST INTERNET BANCORP COMMON STOCK USD	2,500.000		79,119	60,700
32055Y201	FIRST INTERSTATE BANCSYSTEM INC COMMON S	600.000		22,904	23,190
351858105	FRANCO-NEVADA CORP COMMON STOCK	4,199.000		584,815	573,080
35471R106	FRANKLIN STREET PROPERTIES CORP REIT USD	18,500.000		70,922	50,505
35671D857	FREEPORT-MCMORAN INC COMMON STOCK USD 0.	21,919.000		798,398	832,922
35909R108	FRONTIER GROUP HOLDINGS INC COMMON STOCK	9,900.000		125,881	101,673
302941109	FTI CONSULTING INC COMMON STOCK USD 0.01	706.000		114,986	112,113
BJYRDP5	GAZTRANSPORT ET TECHNIGAZ SA COMMON STOC	1,598.000		166,236	170,205
4595739	GENMAB A/S	683.000		301,312	288,282

JPMorgan Investor Services — J.P.Morgan

BOILERMAKERS NATIONAL ANNUITY TRUST
E.I.N. 48-1029345 PLAN NO. 001
SCHEDULE H, LINE 4i—SCHEDULE OF ASSETS (HELD AT END OF YEAR) (CONTINUED)
DECEMBER 31, 2022

FD491 PAGE 45
SCHEDULE H (FORM 5500 - 4I-1) BANK OF LABOR - MONTHLY C 18661
SCHEDULE OF ASSETS HELD FOR
INVESTMENT PURPOSES AT END OF YEAR BASE CURRENCY: USD AS OF DECEMBER 31,2022

IDENTITY OF ISSUE, BORROWER, LESSOR	DESCRIPTION OF INVESTMENT SHARES / PAR		COST	CURRENT VALUE
37247D106 GENWORTH FINANCIAL INC COMMON STOCK USD		26,800.000	114,880	141,772
374163103 GERON CORP COMMON STOCK USD 0.001		11,300.000	18,226	27,346
2254645 GILDAN ACTIVEWEAR INC COMMON STOCK CAD 0		10,000.000	368,145	273,663
378973408 GLOBALSTAR INC COMMON STOCK USD 0.0001		9,600.000	19,396	12,768
36251C103 GMS INC COMMON STOCK USD 0.01		2,700.000	113,295	134,460
382550101 GOODYEAR TIRE & RUBBER CO/THE COMMON STO		7,900.000	109,511	80,185
38741L107 GRANITE POINT MORTGAGE TRUST INC REIT US		3,600.000	25,090	19,296
389375106 GRAY TELEVISION INC COMMON STOCK USD 0		3,800.000	55,512	42,522
390607109 GREAT LAKES DREDGE & DOCK CORP COMMON ST	0.0001	20,299.000	204,365	120,779
397624107 GREIF INC COMMON STOCK USD 0		2,200.000	100,806	147,532
398433102 GRIFFON CORP COMMON STOCK USD 0.25		2,300.000	50,741	82,317
398905109 GROUP 1 AUTOMOTIVE INC COMMON STOCK USD		300.000	49,682	54,111
404030108 H&E EQUIPMENT SERVICES INC COMMON STOCK		400.000	12,675	18,160
404609109 HACKETT GROUP INC/THE COMMON STOCK USD 0		3,800.000	63,474	77,406
405024100 HAEMONETICS CORP COMMON STOCK USD 0.01		1,000.000	52,553	78,650
0405207 HALMA PLC COMMON STOCK GBP 10		8,220.000	193,116	195,186

JPMorgan Investor Services J.P.Morgan

BOILERMAKERS NATIONAL ANNUITY TRUST
E.I.N. 48-1029345 PLAN NO. 001
SCHEDULE H, LINE 4i—SCHEDULE OF ASSETS (HELD AT END OF YEAR) (CONTINUED)
DECEMBER 31, 2022

FD491 — PAGE 46
SCHEDULE H (FORM 5500 - 4I-1) — BANK OF LABOR - MONTHLY — C 18661
SCHEDULE OF ASSETS HELD FOR INVESTMENT PURPOSES AT END OF YEAR — BASE CURRENCY: USD — AS OF DECEMBER 31,2022

IDENTITY OF ISSUE, BORROWER, LESSOR	DESCRIPTION OF INVESTMENT SHARES / PAR		COST	CURRENT VALUE
40637H109 HALOZYME THERAPEUTICS INC COMMON STOCK U		6,620.000	252,438	376,678
410120109 HANCOCK WHITNEY CORP COMMON STOCK USD 3.		10,099.000	392,176	488,691
410495204 HANMI FINANCIAL CORP COMMON STOCK USD 0.		1,600.000	29,063	39,600
413197104 HARMONY BIOSCIENCES HOLDINGS INC COMMON	0.00001	7,531.000	239,851	414,958
415864107 HARSCO CORP COMMON STOCK USD 1.25		5,800.000	31,220	36,482
40412C101 HCA HEALTHCARE INC COMMON STOCK USD 0.01		3,682.000	689,753	883,533
42234Q102 HEARTLAND FINANCIAL USA INC COMMON STOCK		2,500.000	109,490	116,550
423452101 HELMERICH & PAYNE INC COMMON STOCK USD 0		200.000	9,824	9,914
G4412G101 HERBALIFE NUTRITION LTD COMMON STOCK USD		5,400.000	113,954	80,352
42704L104 HERC HOLDINGS INC COMMON STOCK USD 0.01		1,917.000	89,188	252,220
42722X106 HERITAGE FINANCIAL CORP/WA COMMON STOCK		5,368.000	165,431	164,476
42726M106 HERITAGE-CRYSTAL CLEAN INC COMMON STOCK		4,072.000	123,016	132,259
427825500 HERSHA HOSPITALITY TRUST REIT USD 0.01		5,800.000	53,647	49,416
431571108 HILLENBRAND INC COMMON STOCK USD 0		11,565.000	522,386	493,479
43283X105 HILTON GRAND VACATIONS INC COMMON STOCK		7,822.000	343,689	301,460
436893200 HOME BANCSHARES INC/AR COMMON STOCK USD		13,222.000	246,099	301,329

JPMorgan Investor Services — J.P.Morgan

BOILERMAKERS NATIONAL ANNUITY TRUST
E.I.N. 48-1029345 PLAN NO. 001
SCHEDULE H, LINE 4i—SCHEDULE OF ASSETS (HELD AT END OF YEAR) (CONTINUED)
DECEMBER 31, 2022

FD491 — BANK OF LABOR - MONTHLY — PAGE 47
SCHEDULE H (FORM 5500 - 4I-1) — C 18661
SCHEDULE OF ASSETS HELD FOR INVESTMENT PURPOSES AT END OF YEAR — BASE CURRENCY: USD — AS OF DECEMBER 31,2022

IDENTITY OF ISSUE, BORROWER, LESSOR	DESCRIPTION OF INVESTMENT SHARES / PAR	COST	CURRENT VALUE
43940T109 HOPE BANCORP INC	800.000	8,202	10,248
440407104 HORIZON BANCORP INC/IN COMMON STOCK USD	2,500.000	47,419	37,700
0557681 HOWDEN JOINERY GROUP PLC COMMON STOCK GB	23,985.000	177,774	162,030
6441506 HOYA CORP COMMON STOCK JPY	7,500.000	319,821	722,176
443320106 HUB GROUP INC COMMON STOCK USD 0.01	900.000	72,075	71,541
443573100 HUBSPOT INC COMMON STOCK USD 0.001	78.000	46,991	22,552
B288C92 IBERDROLA SA COMMON STOCK EUR 0.75	60,724.000	359,463	708,348
G4705A100 ICON PLC COMMON STOCK USD 0.06	2,601.000	280,503	505,244
45253H101 IMMUNOGEN INC COMMON STOCK USD 0.01	12,800.000	64,003	63,488
45258J102 IMMUNOVANT INC COMMON STOCK USD 0.0001	4,100.000	20,445	72,775
453204109 IMPINJ INC COMMON STOCK USD 0.001	1,180.000	131,361	128,832
45688C107 INGEVITY CORP COMMON STOCK USD 0.01	900.000	61,691	63,396
45780L104 INOGEN INC COMMON STOCK USD 0.001	700.000	15,279	13,797
457669307 INSMED INC COMMON STOCK USD 0.01	4,300.000	114,589	85,914
45778Q107 INSPERITY INC COMMON STOCK USD 0.01	1,300.000	135,171	147,680
457790103 INSTRUCTURE HOLDINGS INC COMMON STOCK US	1,300.000	23,774	30,472

JPMorgan Investor Services — J.P.Morgan

BOILERMAKERS NATIONAL ANNUITY TRUST
E.I.N. 48-1029345 PLAN NO. 001
SCHEDULE H, LINE 4i—SCHEDULE OF ASSETS (HELD AT END OF YEAR) (CONTINUED)
DECEMBER 31, 2022

FD491 PAGE 48
SCHEDULE H (FORM 5500 - 4I-1) BANK OF LABOR - MONTHLY C 18661
SCHEDULE OF ASSETS HELD FOR
INVESTMENT PURPOSES AT END OF YEAR BASE CURRENCY: USD AS OF DECEMBER 31,2022

IDENTITY OF ISSUE, BORROWER, LESSOR	DESCRIPTION OF INVESTMENT	SHARES / PAR	COST	CURRENT VALUE
45826H109 INTEGER HOLDINGS CORP		1,600.000	145,546	109,536
458665304 INTERFACE INC COMMON STOCK USD 0.1		2,700.000	34,768	26,649
459200101 INTERNATIONAL BUSINESS MACHINES CORP COM	USD 0.2	5,710.000	779,390	804,482
46116X101 INTRA-CELLULAR THERAPIES INC COMMON STOC	0.0001	800.000	41,466	42,336
461202103 INTUIT INC COMMON STOCK USD 0.01		1,141.000	651,668	444,100
46120E602 INTUITIVE SURGICAL INC COMMON STOCK USD		1,475.000	130,521	391,391
BMV7PQ4 INVESTOR AB COMMON STOCK SEK 6.25		30,900.000	309,597	559,192
462260100 IOVANCE BIOTHERAPEUTICS INC		8,475.000	218,171	54,155
46266A109 IRADIMED CORP COMMON STOCK USD 0.0001		500.000	19,821	14,145
45031U101 ISTAR INC REIT USD 0.001		4,800.000	36,851	36,624
46565G104 ITEOS THERAPEUTICS INC COMMON STOCK USD		500.000	9,736	9,765
6467803 ITOCHU CORP COMMON STOCK JPY		19,700.000	393,600	619,017
46583P102 IVERIC BIO INC COMMON STOCK USD 0.001		2,400.000	43,349	51,384
46571Y107 I3 VERTICALS INC COMMON STOCK USD 0.0001		6,180.000	196,934	199,101
BMFX6P4 JACKSON FINANCIAL INC COMMON STOCK		.070	2	3
46817M107 JACKSON FINANCIAL INC COMMON STOCK		900.000	23,503	31,311

JPMorgan Investor Services J.P.Morgan

BOILERMAKERS NATIONAL ANNUITY TRUST
E.I.N. 48-1029345 PLAN NO. 001
SCHEDULE H, LINE 4i—SCHEDULE OF ASSETS (HELD AT END OF YEAR) (CONTINUED)
DECEMBER 31, 2022

FD491 PAGE 49
SCHEDULE H (FORM 5500 - 4I-1) BANK OF LABOR - MONTHLY C 18661
SCHEDULE OF ASSETS HELD FOR
INVESTMENT PURPOSES AT END OF YEAR BASE CURRENCY: USD AS OF DECEMBER 31,2022

IDENTITY OF ISSUE, BORROWER, LESSOR	DESCRIPTION OF INVESTMENT	SHARES / PAR	COST	CURRENT VALUE
G5005R107	JAMES RIVER GROUP HOLDINGS LTD COMMON ST	0.0002	238,502	191,222
BM8Q5M0	JD SPORTS FASHION PLC COMMON STOCK GBP 0	9,145.000	435,091	323,496
B54C017	K+S AG COMMON STOCK EUR 0	213,183.000	172,229	147,120
483007704	KAISER ALUMINUM CORP COMMON STOCK USD 0.	7,502.000	180,614	170,986
48666K109	KB HOME COMMON STOCK USD 1	2,251.000	189,960	186,227
6490995	KEYENCE CORP COMMON STOCK JPY	5,847.000	776,449	857,357
G5269C101	KINIKSA PHARMACEUTICALS LTD COMMON STOCK	2,200.000 0.000273	27,977	26,964
49714P108	KINSALE CAPITAL GROUP INC COMMON STOCK U	1,800.000	49,692	62,765
49803T300	KITE REALTY GROUP TRUST REIT USD 0.01	240.000	105,514	111,565
49926T104	KNOWBE4 INC COMMON STOCK USD 0.00001	5,300.000	132,767	202,353
500255104	KOHL'S CORP COMMON STOCK USD 0.01	8,166.000	39,542	40,501
500643200	KORN FERRY COMMON STOCK USD 0.01	1,604.000	159,832	111,364
50105F105	KRONOS WORLDWIDE INC COMMON STOCK USD 0.	2,200.000	35,274	24,440
6499260	KYOCERA CORP COMMON STOCK JPY	2,600.000	198,958	183,731
4057808	L'OREAL SA COMMON STOCK EUR 0.2	3,700.000	1,160,480	935,659
512807108	LAM RESEARCH CORP COMMON STOCK USD 0.001	2,628.000 494.000	201,369	207,628

JPMorgan Investor Services J.P.Morgan

BOILERMAKERS NATIONAL ANNUITY TRUST
E.I.N. 48-1029345 PLAN NO. 001
SCHEDULE H, LINE 4i—SCHEDULE OF ASSETS (HELD AT END OF YEAR) (CONTINUED)
DECEMBER 31, 2022

FD491 — BANK OF LABOR - MONTHLY — PAGE 50
SCHEDULE H (FORM 5500 - 4I-1) — C 18661
SCHEDULE OF ASSETS HELD FOR INVESTMENT PURPOSES AT END OF YEAR — BASE CURRENCY: USD — AS OF DECEMBER 31,2022

	IDENTITY OF ISSUE, BORROWER, LESSOR	DESCRIPTION OF INVESTMENT SHARES / PAR		COST	CURRENT VALUE
51509F105	LANDS' END INC COMMON STOCK USD 0.01		900.000	7,718	6,831
516544103	LANTHEUS HOLDINGS INC COMMON STOCK USD 0		6,046.000	302,643	308,104
518415104	LATTICE SEMICONDUCTOR CORP COMMON STOCK		200.000	12,983	12,976
52603A208	LENDINGCLUB CORP COMMON STOCK USD 0.01		2,500.000	35,427	22,000
53115L104	LIBERTY ENERGY INC COMMON STOCK USD		5,500.000	81,295	88,055
G9001E102	LIBERTY LATIN AMERICA LTD COMMON STOCK U		7,000.000	72,053	52,710
G9001E128	LIBERTY LATIN AMERICA LTD COMMON STOCK U		11,300.000	140,156	85,880
80874P109	LIGHT & WONDER INC COMMON STOCK USD 0.00		1,700.000	81,129	99,620
535919401	LIONS GATE ENTERTAINMENT CORP COMMON STO		8,900.000	81,553	50,819
535919500	LIONS GATE ENTERTAINMENT CORP COMMON STO		10,500.000	132,633	57,015
536797103	LITHIA MOTORS INC COMMON STOCK USD 0		637.000	75,987	130,419
G5509L101	LIVANOVA PLC COMMON STOCK USD 1		2,467.000	138,500	137,017
53814L108	LIVENT CORP COMMON STOCK USD 0.001		5,900.000	148,476	117,233
0870612	LLOYDS BANKING GROUP PLC COMMON STOCK GB		609,486.000	553,261	442,171
B18ZRK2	LOGITECH INTERNATIONAL SA COMMON STOCK C		3,930.000	146,477	242,375
B0SWJX3	LONDON STOCK EXCHANGE GROUP PLC COMMON S	6.918605	3,408.000	343,194	292,539

JPMorgan Investor Services — J.P.Morgan

BOILERMAKERS NATIONAL ANNUITY TRUST
E.I.N. 48-1029345 PLAN NO. 001
SCHEDULE H, LINE 4i—SCHEDULE OF ASSETS (HELD AT END OF YEAR) (CONTINUED)
DECEMBER 31, 2022

FD491 — PAGE 51
SCHEDULE H (FORM 5500 - 4I-1) — BANK OF LABOR - MONTHLY — C 18661
SCHEDULE OF ASSETS HELD FOR INVESTMENT PURPOSES AT END OF YEAR — BASE CURRENCY: USD — AS OF DECEMBER 31,2022

	IDENTITY OF ISSUE, BORROWER, LESSOR	DESCRIPTION OF INVESTMENT SHARES / PAR		COST	CURRENT VALUE
7333378	LONZA GROUP AG COMMON STOCK CHF 1		777.000	107,143	380,522
548661107	LOWE'S COS INC COMMON STOCK USD 0.5		6,734.000	1,316,887	1,341,682
4061412	LVMH MOET HENNESSY LOUIS VUITTON SE COMM	EUR 0.3	1,578.000	368,300	1,145,034
55305B101	M/I HOMES INC COMMON STOCK USD 0.01		800.000	44,210	36,944
556099109	MACROGENICS INC COMMON STOCK USD 0.01		7,000.000	34,992	46,970
55616P104	MACY'S INC COMMON STOCK USD 0.01		1,300.000	31,684	26,845
559663109	MAGNOLIA OIL & GAS CORP COMMON STOCK USD		10,847.000	102,938	254,362
56117J100	MALIBU BOATS INC COMMON STOCK USD 0.01		1,800.000	87,557	95,940
566330106	MARCUS CORP/THE COMMON STOCK USD 1		1,900.000	30,642	27,341
571903202	MARRIOTT INTERNATIONAL INC/MD COMMON STO	0.01	4,204.000	723,282	625,934
575385109	MASONITE INTERNATIONAL CORP COMMON STOCK		1,695.000	105,206	136,634
576323109	MASTEC INC COMMON STOCK USD 0.1		190.390	11,838	16,247
57637H103	MASTERCRAFT BOAT HOLDINGS INC COMMON STO	0.01	4,800.000	106,953	124,176
57667L107	MATCH GROUP INC COMMON STOCK USD 0.001		784.000	62,166	32,528
57776J100	MAXLINEAR INC COMMON STOCK USD		1,000.000	49,434	33,950
58155Q103	MCKESSON CORP COMMON STOCK USD 0.01		3,714.000	693,369	1,393,196

JPMorgan Investor Services — J.P.Morgan

BOILERMAKERS NATIONAL ANNUITY TRUST
E.I.N. 48-1029345 PLAN NO. 001
SCHEDULE H, LINE 4i—SCHEDULE OF ASSETS (HELD AT END OF YEAR) (CONTINUED)
DECEMBER 31, 2022

FD491 — PAGE 52
SCHEDULE H (FORM 5500 - 4I-1) — BANK OF LABOR - MONTHLY — C 18661
SCHEDULE OF ASSETS HELD FOR INVESTMENT PURPOSES AT END OF YEAR — BASE CURRENCY: USD — AS OF DECEMBER 31,2022

IDENTITY OF ISSUE, BORROWER, LESSOR	DESCRIPTION OF INVESTMENT SHARES / PAR		COST	CURRENT VALUE
58506Q109 MEDPACE HOLDINGS INC COMMON STOCK USD 0.		1,272.000	151,093	270,186
58733R102 MERCADOLIBRE INC COMMON STOCK USD 0.001		241.000	214,618	203,944
4741844 MERCK KGAA COMMON STOCK EUR 0		1,410.000	232,056	272,222
589889104 MERIT MEDICAL SYSTEMS INC COMMON STOCK U		2,500.000	159,232	176,550
59001A102 MERITAGE HOMES CORP COMMON STOCK USD 0.0		1,150.000	77,638	106,030
59045L106 MERSANA THERAPEUTICS INC COMMON STOCK US		1,100.000	5,804	6,446
30303M102 META PLATFORMS INC COMMON STOCK USD 0.00		563.000	129,134	67,751
591774104 METROPOLITAN BANK HOLDING CORP COMMON ST	0.01	400.000	31,405	23,468
594918104 MICROSOFT CORP COMMON STOCK USD 0.000006		15,029.000	2,784,617	3,604,255
602496101 MIMEDX GROUP INC COMMON STOCK USD 0.001		17,700.000	58,367	49,206
6597045 MITSUBISHI ELECTRIC CORP COMMON STOCK JP		24,500.000	245,363	243,895
6596729 MITSUBISHI ESTATE CO LTD COMMON STOCK JP		19,500.000	285,245	252,867
6597067 MITSUBISHI HEAVY INDUSTRIES LTD COMMON S		13,800.000	463,359	547,419
60770K107 MODERNA INC COMMON STOCK USD 0.0001		280.000	7,381	50,294
60783X104 MODIVCARE INC COMMON STOCK USD 0.001		800.000	73,108	71,784
60937P106 MONGODB INC COMMON STOCK USD 0.001		343.000	157,117	67,516

JPMorgan Investor Services — J.P.Morgan

BOILERMAKERS NATIONAL ANNUITY TRUST
E.I.N. 48-1029345 PLAN NO. 001
SCHEDULE H, LINE 4i—SCHEDULE OF ASSETS (HELD AT END OF YEAR) (CONTINUED)
DECEMBER 31, 2022

FD491 PAGE 53
SCHEDULE H (FORM 5500 - 4I-1) BANK OF LABOR - MONTHLY C 18661
SCHEDULE OF ASSETS HELD FOR
INVESTMENT PURPOSES AT END OF YEAR BASE CURRENCY: USD AS OF DECEMBER 31,2022

IDENTITY OF ISSUE, BORROWER, LESSOR	DESCRIPTION OF INVESTMENT SHARES / PAR		COST	CURRENT VALUE
61174X109 MONSTER BEVERAGE CORP COMMON STOCK USD 0		6,396.000	528,995	649,386
615394202 MOOG INC-CLASS A		800.000	60,591	70,208
617446448 MORGAN STANLEY COMMON STOCK USD 0.01		6,469.000	438,445	549,994
62482R107 MR COOPER GROUP INC COMMON STOCK USD 0.0		1,300.000	52,499	52,169
55345K103 MRC GLOBAL INC COMMON STOCK USD 0.01		4,000.000	37,380	46,320
B2Q4CS1 MS&AD INSURANCE GROUP HOLDINGS INC COMMO	JPY	7,500.000	218,265	240,100
55354G100 MSCI INC COMMON STOCK USD 0.01		444.000	136,067	206,535
624756102 MUELLER INDUSTRIES INC COMMON STOCK USD		2,700.000	102,595	159,300
5294121 MUENCHENER RUECKVERSICHERUNGS-GESELLSCHA	MUENCHEN COMMON STOCK EUR 0	1,589.000	388,894	515,542
62548M100 MULTIPLAN CORP COMMON STOCK USD		13,400.000	44,184	15,410
626717102 MURPHY OIL CORP COMMON STOCK USD 1		4,900.000	189,619	210,749
55405W104 MYR GROUP INC COMMON STOCK USD 0.01		2,669.000	233,866	245,735
62855J104 MYRIAD GENETICS INC COMMON STOCK USD 0.0		400.000	7,945	5,804
633707104 NATIONAL BANK HOLDINGS CORP COMMON STOCK		800.000	36,642	33,656
635017106 NATIONAL BEVERAGE CORP COMMON STOCK USD		380.000	16,056	17,681
63633D104 NATIONAL HEALTH INVESTORS INC REIT USD 0		700.000	45,828	36,554

JPMorgan Investor Services J.P.Morgan

BOILERMAKERS NATIONAL ANNUITY TRUST
E.I.N. 48-1029345 PLAN NO. 001
SCHEDULE H, LINE 4i—SCHEDULE OF ASSETS (HELD AT END OF YEAR) (CONTINUED)
DECEMBER 31, 2022

FD491 PAGE 54
SCHEDULE H (FORM 5500 - 4I-1) BANK OF LABOR - MONTHLY C 18661
SCHEDULE OF ASSETS HELD FOR
INVESTMENT PURPOSES AT END OF YEAR BASE CURRENCY: USD AS OF DECEMBER 31,2022

IDENTITY OF ISSUE, BORROWER, LESSOR	DESCRIPTION OF INVESTMENT SHARES / PAR	COST	CURRENT VALUE
635906100 NATIONAL HEALTHCARE CORP COMMON STOCK US	670.000	47,197	39,865
63938C108 NAVIENT CORP COMMON STOCK USD 0.01	3,600.000	37,366	59,220
64049M209 NEOGENOMICS INC COMMON STOCK USD 0.001	5,100.000	50,069	47,124
7123870 NESTLE SA COMMON STOCK CHF 0.1	13,964.000	947,081	1,617,059
64115T104 NETSCOUT SYSTEMS INC COMMON STOCK USD 0.	3,300.000	84,663	107,283
646025106 NEW JERSEY RESOURCES CORP COMMON STOCK U	600.000	29,468	29,772
65158N102 NEWMARK GROUP INC COMMON STOCK USD 0.01	5,200.000	50,439	41,444
B63QM77 NEXON CO LTD COMMON STOCK JPY	10,000.000	203,995	224,487
65341D102 NEXPOINT RESIDENTIAL TRUST INC REIT USD	4,515.000	198,176	196,493
65343C102 NEXTGEN HEALTHCARE INFORMATION SYSTEMS L	STOCK USD 0.01 1,500.000	26,558	28,170
65290C105 NEXTIER OILFIELD SOLUTIONS INC	11,700.000	122,531	108,108
653656108 NICE LTD ADR USD	2,388.000	295,689	459,212
6639550 NINTENDO CO LTD COMMON STOCK JPY	18,000.000	767,177	754,678
6641373 NIPPON TELEGRAPH & TELEPHONE CORP COMMON	22,400.000	559,249	638,666
629209305 NMI HOLDINGS INC COMMON STOCK USD 0.01	6,200.000	114,221	129,580
G65431127 NOBLE CORP PLC COMMON STOCK USD 0.00001	4,055.000	152,471	152,914

JPMorgan Investor Services J.P.Morgan

BOILERMAKERS NATIONAL ANNUITY TRUST
E.I.N. 48-1029345 PLAN NO. 001
SCHEDULE H, LINE 4i—SCHEDULE OF ASSETS (HELD AT END OF YEAR) (CONTINUED)
DECEMBER 31, 2022

FD491 PAGE 55
SCHEDULE H (FORM 5500 - 4I-1) BANK OF LABOR - MONTHLY C 18661
SCHEDULE OF ASSETS HELD FOR
INVESTMENT PURPOSES AT END OF YEAR BASE CURRENCY: USD AS OF DECEMBER 31,2022

	IDENTITY OF ISSUE, BORROWER, LESSOR	DESCRIPTION OF INVESTMENT SHARES / PAR		COST	CURRENT VALUE
BYZF9J9	NORDEA BANK ABP COMMON STOCK SEK 1		44,133.000	508,061	473,034
66765N105	NORTHWEST NATURAL HOLDING CO COMMON STOC		1,500.000	76,296	71,385
668074305	NORTHWESTERN CORP COMMON STOCK USD 0.01		1,500.000	83,656	89,010
BHC8X90	NOVO NORDISK A/S COMMON STOCK DKK 0.2		12,854.000	234,403	1,730,383
BDRJLN0	NUTRIEN LTD		4,900.000	492,891	357,478
670704105	NUVASIVE INC COMMON STOCK USD 0.001		3,055.000	207,881	125,988
67066G104	NVIDIA CORP COMMON STOCK USD 0.001		4,140.000	684,783	605,020
675232102	OCEANEERING INTERNATIONAL INC COMMON STO	0.25	10,513.000	155,587	183,872
88337F105	ODP CORP/THE COMMON STOCK USD		300.000	9,086	13,662
67103X102	OFG BANCORP		6,200.000	114,229	170,872
680033107	OLD NATIONAL BANCORP/IN COMMON STOCK USD		7,600.000	134,126	136,648
680277100	OLD SECOND BANCORP INC COMMON STOCK USD		1,900.000	24,929	30,476
68338K103	ONE GROUP HOSPITALITY INC/THE COMMON STO	0.0001	1,700.000	19,743	10,710
68287N100	ONESPAN INC COMMON STOCK USD 0.001		3,600.000	48,344	40,284
68280L101	ONEWATER MARINE INC COMMON STOCK USD 0.0		1,200.000	38,218	34,320
683344105	ONTO INNOVATION INC COMMON STOCK USD 0		3,026.000	223,093	206,040

JPMorgan Investor Services J.P.Morgan

BOILERMAKERS NATIONAL ANNUITY TRUST
E.I.N. 48-1029345 PLAN NO. 001
SCHEDULE H, LINE 4i—SCHEDULE OF ASSETS (HELD AT END OF YEAR) (CONTINUED)
DECEMBER 31, 2022

FD491 — PAGE 56
SCHEDULE H (FORM 5500 - 4I-1) — BANK OF LABOR - MONTHLY — C 18661
SCHEDULE OF ASSETS HELD FOR INVESTMENT PURPOSES AT END OF YEAR — BASE CURRENCY: USD — AS OF DECEMBER 31,2022

IDENTITY OF ISSUE, BORROWER, LESSOR	DESCRIPTION OF INVESTMENT SHARES / PAR	COST	CURRENT VALUE
68375N103 OPKO HEALTH INC COMMON STOCK USD 0.01	14,800.000	54,295	18,500
68389X105 ORACLE CORP COMMON STOCK USD 0.01	14,250.000	1,219,933	1,164,795
68621F102 ORGANOGENESIS HOLDINGS INC COMMON STOCK	11,200.000	109,081	30,128
68621T102 ORIGIN BANCORP INC COMMON STOCK USD	4,361.000	194,705	160,049
687793109 OSCAR HEALTH INC COMMON STOCK USD 0.0000	8,800.000	23,139	21,648
689648103 OTTER TAIL CORP COMMON STOCK USD 5	1,300.000	51,031	76,323
69002R103 OUTBRAIN INC COMMON STOCK USD 0.001	5,400.000	55,300	19,548
691497309 OXFORD INDUSTRIES INC COMMON STOCK USD 1	300.000	30,130	27,954
69526K105 PACTIV EVERGREEN INC COMMON STOCK USD	3,100.000	30,241	35,216
B2NGPM5 PARAGON BANKING GROUP PLC	33,882.000	219,974	229,664
69924R108 PARAMOUNT GROUP INC REIT USD 0.01	7,800.000	62,605	46,332
70202L102 PARSONS CORP COMMON STOCK USD 1	2,200.000	92,532	101,750
703481101 PATTERSON-UTI ENERGY INC COMMON STOCK US	3,200.000	58,484	53,888
70451X104 PAYONEER GLOBAL INC COMMON STOCK USD 0.0	13,000.000	58,685	71,110
G6964L206 PAYSAFE LTD	2,083.330	48,813	28,938
69318G106 PBF ENERGY INC COMMON STOCK USD 0.001	500.000	18,043	20,390

JPMorgan Investor Services — J.P.Morgan

BOILERMAKERS NATIONAL ANNUITY TRUST
E.I.N. 48-1029345 PLAN NO. 001
SCHEDULE H, LINE 4i—SCHEDULE OF ASSETS (HELD AT END OF YEAR) (CONTINUED)
DECEMBER 31, 2022

FD491 — PAGE 57
SCHEDULE H (FORM 5500 - 4I-1) — BANK OF LABOR - MONTHLY — C 18661
SCHEDULE OF ASSETS HELD FOR INVESTMENT PURPOSES AT END OF YEAR — BASE CURRENCY: USD — AS OF DECEMBER 31,2022

IDENTITY OF ISSUE, BORROWER, LESSOR	DESCRIPTION OF INVESTMENT	SHARES / PAR	COST	CURRENT VALUE
69318J100 PC CONNECTION INC COMMON STOCK USD 0.01		1,500.000	68,530	70,350
693282105 PDF SOLUTIONS INC COMMON STOCK USD 0.000		3,400.000	95,295	96,968
70509V100 PEBBLEBROOK HOTEL TRUST REIT USD 0.01		2,500.000	43,839	33,475
70932M107 PENNYMAC FINANCIAL SERVICES INC COMMON S	0.0001	1,100.000	64,417	62,326
709789101 PEOPLES BANCORP INC/OH COMMON STOCK USD		1,400.000	45,703	39,550
71363P106 PERDOCEO EDUCATION CORP COMMON STOCK USD		2,000.000	21,065	27,800
71377A103 PERFORMANCE FOOD GROUP CO COMMON STOCK U		2,810.000	109,473	164,076
71601V105 PETCO HEALTH & WELLNESS CO INC COMMON ST	0.001	17,077.000	246,064	161,890
71722W107 PHATHOM PHARMACEUTICALS INC COMMON STOCK	0.0001	9,534.000	288,201	106,971
71742Q106 PHIBRO ANIMAL HEALTH CORP COMMON STOCK U		1,400.000	19,153	18,774
719405102 PHOTRONICS INC COMMON STOCK USD 0.01		5,900.000	91,657	99,297
720190206 PIEDMONT OFFICE REALTY TRUST INC REIT US		8,000.000	128,369	73,360
724078100 PIPER SANDLER COS		430.000	47,833	55,982
729640102 PLYMOUTH INDUSTRIAL REIT INC REIT USD 0.		9,755.000	282,496	187,101
736508847 PORTLAND GENERAL ELECTRIC CO COMMON STOC		6,071.000	303,139	297,479
73939C106 POWERSCHOOL HOLDINGS INC COMMON STOCK US		3,400.000	64,214	78,472

JPMorgan Investor Services — J.P.Morgan

BOILERMAKERS NATIONAL ANNUITY TRUST
E.I.N. 48-1029345 PLAN NO. 001
SCHEDULE H, LINE 4i—SCHEDULE OF ASSETS (HELD AT END OF YEAR) (CONTINUED)
DECEMBER 31, 2022

FD491 PAGE 58
SCHEDULE H (FORM 5500 - 4I-1) BANK OF LABOR - MONTHLY C 18661
SCHEDULE OF ASSETS HELD FOR
INVESTMENT PURPOSES AT END OF YEAR BASE CURRENCY: USD AS OF DECEMBER 31,2022

IDENTITY OF ISSUE, BORROWER, LESSOR	DESCRIPTION OF INVESTMENT	SHARES / PAR	COST	CURRENT VALUE
74052F108 PREMIER FINANCIAL CORP COMMON STOCK USD		400.000	11,505	10,788
74112D101 PRESTIGE CONSUMER HEALTHCARE INC COMMON	0.01	7,020.000	357,762	439,452
74167B109 PRIMIS FINANCIAL CORP COMMON STOCK USD 0		900.000	12,360	10,665
74167P108 PRIMO WATER CORP COMMON STOCK CAD 0		2,300.000	32,216	35,742
74164F103 PRIMORIS SERVICES CORP COMMON STOCK USD		2,200.000	41,616	48,268
743312100 PROGRESS SOFTWARE CORP COMMON STOCK USD		2,200.000	93,759	110,990
74340E103 PROGYNY INC COMMON STOCK USD 0.0001		4,918.000	145,991	153,196
74347M108 PROPETRO HOLDING CORP COMMON STOCK USD		6,600.000	65,867	68,442
74366E102 PROTAGONIST THERAPEUTICS INC COMMON STOC	0.00001	5,958.000	142,705	65,002
0709954 PRUDENTIAL PLC COMMON STOCK GBP 0.05		20,847.000	273,765	282,742
69366J200 PTC THERAPEUTICS INC COMMON STOCK USD 0.		3,600.000	132,547	137,412
693656100 PVH CORP COMMON STOCK USD 1		800.000	48,380	56,472
74727A104 QCR HOLDINGS INC COMMON STOCK USD 1		1,400.000	49,406	69,496
74758T303 QUALYS INC COMMON STOCK USD 0.001		410.000	40,862	46,014
74915M100 QURATE RETAIL INC COMMON STOCK USD 0.01		6,400.000	13,840	10,432
750236101 RADIAN GROUP INC COMMON STOCK USD 0.001		10,371.000	231,296	197,775

JPMorgan Investor Services J.P.Morgan

BOILERMAKERS NATIONAL ANNUITY TRUST
E.I.N. 48-1029345 PLAN NO. 001
SCHEDULE H, LINE 4i—SCHEDULE OF ASSETS (HELD AT END OF YEAR) (CONTINUED)
DECEMBER 31, 2022

FD491 — PAGE 59
SCHEDULE H (FORM 5500 - 4I-1) — BANK OF LABOR - MONTHLY — C 18661
SCHEDULE OF ASSETS HELD FOR INVESTMENT PURPOSES AT END OF YEAR — BASE CURRENCY: USD — AS OF DECEMBER 31,2022

	IDENTITY OF ISSUE, BORROWER, LESSOR	DESCRIPTION OF INVESTMENT SHARES / PAR		COST	CURRENT VALUE
74934Q108	RCI HOSPITALITY HOLDINGS INC COMMON STOC		900.000	35,772	83,871
B24CGK7	RECKITT BENCKISER GROUP PLC COMMON STOCK		5,757.000	463,440	398,470
758750103	REGAL REXNORD CORP COMMON STOCK USD 0.01		.340	23	42
75886F107	REGENERON PHARMACEUTICALS INC COMMON STO	0.001	1,805.000	1,033,403	1,302,289
75901B107	REGENXBIO INC COMMON STOCK USD 0.0001		600.000	13,389	13,608
4741714	REMY COINTREAU SA COMMON STOCK EUR 1.6		961.000	160,937	161,639
75970E107	RENASANT CORP COMMON STOCK USD 5		1,000.000	32,375	37,590
6635677	RENESAS ELECTRONICS CORP COMMON STOCK JP		49,900.000	570,045	447,585
76029N106	REPLIMUNE GROUP INC COMMON STOCK USD 0.0		700.000	24,404	19,040
76118Y104	RESIDEO TECHNOLOGIES INC COMMON STOCK US		2,200.000	49,521	36,190
6421553	RESONA HOLDINGS INC COMMON STOCK JPY		37,100.000	137,166	203,348
761330109	REVANCE THERAPEUTICS INC COMMON STOCK US		6,522.000	132,251	120,396
76156B107	REVOLVE GROUP INC COMMON STOCK USD 0.001		3,830.000	147,709	85,256
76674Q107	RIMINI STREET INC COMMON STOCK USD		1,800.000	8,593	6,858
6220103	RIO TINTO LTD COMMON STOCK AUD 0		8,191.000	459,505	646,626
64828T201	RITHM CAPITAL CORP REIT USD 0.01		11,900.000	92,518	97,223

JPMorgan Investor Services — J.P.Morgan

BOILERMAKERS NATIONAL ANNUITY TRUST
E.I.N. 48-1029345 PLAN NO. 001
SCHEDULE H, LINE 4i—SCHEDULE OF ASSETS (HELD AT END OF YEAR) (CONTINUED)
DECEMBER 31, 2022

FD491 — BANK OF LABOR - MONTHLY — PAGE 60
SCHEDULE H (FORM 5500 - 4I-1) — C 18661
SCHEDULE OF ASSETS HELD FOR INVESTMENT PURPOSES AT END OF YEAR — BASE CURRENCY: USD — AS OF DECEMBER 31,2022

	IDENTITY OF ISSUE, BORROWER, LESSOR	DESCRIPTION OF INVESTMENT SHARES / PAR	COST	CURRENT VALUE
74965L101	RLJ LODGING TRUST REIT USD	5,900.000	95,565	62,481
7110388	ROCHE HOLDING AG COMMON STOCK CHF 0	3,550.000	773,337	1,114,651
773903109	ROCKWELL AUTOMATION INC COMMON STOCK USD	1,129.000	222,050	290,797
749660106	RPC INC COMMON STOCK USD 0.1	9,700.000	82,237	86,233
0309644	RS GROUP PLC COMMON STOCK GBP 10	18,238.000	222,055	196,459
783754104	RYERSON HOLDING CORP COMMON STOCK USD 0.	3,800.000	46,233	114,988
78377T107	RYMAN HOSPITALITY PROPERTIES INC REIT US	1,200.000	99,178	98,136
Y7388L103	SAFE BULKERS INC COMMON STOCK USD 0.001	5,700.000	15,680	16,587
78645L100	SAFEHOLD INC REIT USD 0.01	367.440	10,297	10,516
78709Y105	SAIA INC COMMON STOCK USD 0.001	1,005.000	58,833	210,728
79466L302	SALESFORCE INC COMMON STOCK USD 0.001	2,405.000	435,312	318,879
801056102	SANMINA CORP COMMON STOCK USD 0.01	3,200.000	87,846	183,328
5671735	SANOFI COMMON STOCK EUR 2	8,474.000	865,679	812,502
BYZ2QP5	SARTORIUS STEDIM BIOTECH COMMON STOCK EU	620.000	97,676	200,163
806037107	SCANSOURCE INC COMMON STOCK USD 0	2,700.000	83,841	78,894
806857108	SCHLUMBERGER NV COMMON STOCK USD 0.01	9,051.000	360,961	483,866

JPMorgan Investor Services — J.P.Morgan

BOILERMAKERS NATIONAL ANNUITY TRUST
E.I.N. 48-1029345 PLAN NO. 001
SCHEDULE H, LINE 4i—SCHEDULE OF ASSETS (HELD AT END OF YEAR) (CONTINUED)
DECEMBER 31, 2022

FD491 — BANK OF LABOR - MONTHLY — PAGE 61
SCHEDULE H (FORM 5500 - 4I-1) — C 18661
SCHEDULE OF ASSETS HELD FOR INVESTMENT PURPOSES AT END OF YEAR — BASE CURRENCY: USD — AS OF DECEMBER 31,2022

IDENTITY OF ISSUE, BORROWER, LESSOR	DESCRIPTION OF INVESTMENT	SHARES / PAR	COST	CURRENT VALUE
806882106 SCHNITZER STEEL INDUSTRIES INC COMMON ST		2,000.000	93,751	61,300
811707801 SEACOAST BANKING CORP OF FLORIDA COMMON	0.1	8,166.000	183,051	254,698
81181C104 SEAGEN INC COMMON STOCK USD 0.001		2,114.000	300,486	271,670
81282V100 SEAWORLD ENTERTAINMENT INC COMMON STOCK		4,800.000	154,515	256,848
B5ZN1N8 SEGRO PLC REIT GBP 10		16,830.000	296,220	154,589
81617J301 SELECT ENERGY SERVICES INC COMMON STOCK		2,300.000	18,651	21,252
816850101 SEMTECH CORP COMMON STOCK USD 0.01		3,200.000	109,380	91,808
81750R102 SERES THERAPEUTICS INC COMMON STOCK USD		3,600.000	13,492	20,160
81761L102 SERVICE PROPERTIES TRUST REIT USD 0.01		11,000.000	110,274	80,190
B0FS5D6 SEVEN & I HOLDINGS CO LTD COMMON STOCK J		18,700.000	781,428	802,168
G7738W106 SFL CORP LTD COMMON STOCK USD 0.01		2,900.000	28,918	26,738
BP6MXD8 SHELL PLC		35,455.000	988,901	992,012
824348106 SHERWIN-WILLIAMS CO/THE COMMON STOCK USD		1,446.000	200,600	343,179
6804369 SHIMADZU CORP COMMON STOCK JPY		9,100.000	301,824	258,286
6804820 SHIMANO INC COMMON STOCK JPY		2,700.000	681,121	428,087
6804585 SHIN-ETSU CHEMICAL CO LTD COMMON STOCK J		2,900.000	458,790	356,607

JPMorgan Investor Services — J.P.Morgan

BOILERMAKERS NATIONAL ANNUITY TRUST
E.I.N. 48-1029345 PLAN NO. 001
SCHEDULE H, LINE 4i—SCHEDULE OF ASSETS (HELD AT END OF YEAR) (CONTINUED)
DECEMBER 31, 2022

FD491 PAGE 62
SCHEDULE H (FORM 5500 - 4I-1) BANK OF LABOR - MONTHLY C 18661
SCHEDULE OF ASSETS HELD FOR INVESTMENT PURPOSES AT END OF YEAR BASE CURRENCY: USD AS OF DECEMBER 31,2022

IDENTITY OF ISSUE, BORROWER, LESSOR	DESCRIPTION OF INVESTMENT SHARES / PAR	COST	CURRENT VALUE
82489W107 SHOALS TECHNOLOGIES GROUP INC COMMON STO	0.00001	28,473	24,670
82489T104 SHOCKWAVE MEDICAL INC COMMON STOCK USD 0	1,000.000	163,966	156,264
82509L107 SHOPIFY INC COMMON STOCK CAD	760.000	5,676	6,942
82620P102 SIERRA BANCORP COMMON STOCK USD 0	200.000	12,414	10,620
826917106 SIGA TECHNOLOGIES INC COMMON STOCK USD 0	500.000	52,896	41,952
826919102 SILICON LABORATORIES INC COMMON STOCK US	5,700.000	159,035	213,545
82710M100 SILK ROAD MEDICAL INC COMMON STOCK USD 0	1,574.000	49,529	47,565
828730200 SIMMONS FIRST NATIONAL CORP COMMON STOCK	900.000	21,137	19,422
G8192H106 SIRIUSPOINT LTD COMMON STOCK USD 0.1	900.000	38,567	44,250
82981J109 SITE CENTERS CORP REIT USD 0.1	7,500.000	319,243	279,333
82982T106 SITIME CORP COMMON STOCK USD 0.0001	20,449.000	244,928	122,249
82983N108 SITIO ROYALTIES CORP	1,203.000	115,456	267,544
784305104 SJW GROUP COMMON STOCK USD 0.001	9,273.600	61,158	81,190
830879102 SKYWEST INC COMMON STOCK USD 0	1,000.000	108,700	42,926
78454L100 SM ENERGY CO COMMON STOCK USD 0.01	2,600.000	138,047	149,769
83304A106 SNAP INC COMMON STOCK USD 0.00001	4,300.000	23,543	7,831
	875.000		

JPMorgan Investor Services J.P.Morgan

BOILERMAKERS NATIONAL ANNUITY TRUST
E.I.N. 48-1029345 PLAN NO. 001
SCHEDULE H, LINE 4i—SCHEDULE OF ASSETS (HELD AT END OF YEAR) (CONTINUED)
DECEMBER 31, 2022

FD491 — PAGE 63
SCHEDULE H (FORM 5500 - 4I-1) — BANK OF LABOR - MONTHLY — C 18661
SCHEDULE OF ASSETS HELD FOR INVESTMENT PURPOSES AT END OF YEAR — BASE CURRENCY: USD — AS OF DECEMBER 31,2022

IDENTITY OF ISSUE, BORROWER, LESSOR	DESCRIPTION OF INVESTMENT SHARES / PAR	COST	CURRENT VALUE
83418M103 SOLARIS OILFIELD INFRASTRUCTURE INC COMM	USD 0.01 2,500.000	28,241	24,825
83417Q204 SOLARWINDS CORPORATION	4,800.000	41,196	44,928
83444K105 SOMALOGIC INC COMMON STOCK USD 0.0001	8,700.000	23,203	21,837
83601L102 SOTERA HEALTH CO COMMON STOCK USD 0.01	6,900.000	45,978	57,477
840441109 SOUTHSTATE CORP COMMON STOCK USD 2.5	100.000	7,122	7,636
78469C103 SP PLUS CORP COMMON STOCK USD 0.001	6,546.000	198,996	227,277
84790A105 SPECTRUM BRANDS HOLDINGS INC	3,921.000	367,769	238,867
85209W109 SPROUT SOCIAL INC COMMON STOCK USD 0.000	2,510.000	137,282	141,715
85208M102 SPROUTS FARMERS MARKET INC COMMON STOCK	1,300.000	33,143	42,081
78463M107 SPS COMMERCE INC COMMON STOCK USD 0.001	60.000	3,207	7,706
78473E103 SPX TECHNOLOGIES INC COMMON STOCK USD 0.	300.000	13,080	19,695
0790873 SSE PLC COMMON STOCK GBP 50	16,261.000	371,919	334,873
854231107 STANDEX INTERNATIONAL CORP COMMON STOCK	700.000	54,951	71,687
858927106 STELLAR BANCORP INC COMMON STOCK USD 0.0	3,100.000	91,671	91,326
859241101 STERLING INFRASTRUCTURE INC COMMON STOCK	1,100.000	26,112	36,080
556269108 STEVEN MADDEN LTD COMMON STOCK USD 0.000	6,326.000	213,650	202,179

JPMorgan Investor Services — J.P.Morgan

FD491 — PAGE 64
SCHEDULE H (FORM 5500 - 4I-1) — BANK OF LABOR - MONTHLY — C 18661
SCHEDULE OF ASSETS HELD FOR INVESTMENT PURPOSES AT END OF YEAR — BASE CURRENCY: USD — AS OF DECEMBER 31,2022

IDENTITY OF ISSUE, BORROWER, LESSOR	DESCRIPTION OF INVESTMENT SHARES / PAR		COST	CURRENT VALUE
860630102 STIFEL FINANCIAL CORP COMMON STOCK USD 0		3,674.000	245,703	214,451
G85158106 STONECO LTD COMMON STOCK USD 0.000079365		3,000.000	29,191	28,320
861896108 STONEX GROUP INC COMMON STOCK USD 0.01		400.000	37,276	38,120
86614U100 SUMMIT MATERIALS INC COMMON STOCK USD 0.		4,345.900	130,005	123,380
86646P103 SUMO LOGIC INC COMMON STOCK USD 0.0001		6,100.000	49,252	49,410
B3NB1P2 SUNCOR ENERGY INC COMMON STOCK CAD 0		9,800.000	314,802	310,646
86745K104 SUNNOVA ENERGY INTERNATIONAL INC COMMON	0.001	4,498.000	208,674	81,009
86800U104 SUPER MICRO COMPUTER INC COMMON STOCK US		2,100.000	99,421	172,410
78486Q101 SVB FINANCIAL GROUP COMMON STOCK USD 0.0		1,661.000	841,747	382,263
871332102 SYLVAMO CORP COMMON STOCK USD 1		2,500.000	129,096	121,475
871607107 SYNOPSYS INC COMMON STOCK USD 0.01		2,050.000	304,675	654,545
87484T108 TALOS ENERGY INC COMMON STOCK USD		700.000	11,130	13,216
876030107 TAPESTRY INC COMMON STOCK USD 0.01		7,963.000	331,421	303,231
87612E106 TARGET CORP COMMON STOCK USD 0.0833		2,233.000	542,420	332,806
87724P106 TAYLOR MORRISON HOME CORP COMMON STOCK U		5,300.000	149,167	160,855
0878230 TAYLOR WIMPEY PLC COMMON STOCK GBP 1		285,954.000	355,276	349,650

JPMorgan Investor Services — J.P.Morgan

BOILERMAKERS NATIONAL ANNUITY TRUST
E.I.N. 48-1029345 PLAN NO. 001
SCHEDULE H, LINE 4i—SCHEDULE OF ASSETS (HELD AT END OF YEAR) (CONTINUED)
DECEMBER 31, 2022

FD491 — PAGE 65
SCHEDULE H (FORM 5500 - 4I-1) — BANK OF LABOR - MONTHLY — C 18661
SCHEDULE OF ASSETS HELD FOR INVESTMENT PURPOSES AT END OF YEAR — BASE CURRENCY: USD — AS OF DECEMBER 31,2022

	IDENTITY OF ISSUE, BORROWER, LESSOR	DESCRIPTION OF INVESTMENT SHARES / PAR		COST	CURRENT VALUE
B5M8SQ9	TECHNOPRO HOLDINGS INC COMMON STOCK JPY		11,700.000	324,655	312,573
5999330	TELEPERFORMANCE COMMON STOCK EUR 2.5		1,553.000	485,467	369,112
879433829	TELEPHONE AND DATA SYSTEMS INC COMMON ST	0.01	8,300.000	129,542	87,067
88033G407	TENET HEALTHCARE CORP COMMON STOCK USD 0		600.000	52,231	29,274
880779103	TEREX CORP COMMON STOCK USD 0.01		3,300.000	135,841	140,976
88160R101	TESLA INC COMMON STOCK USD 0.001		5,958.000	1,183,613	733,906
88162F105	TETRA TECHNOLOGIES INC COMMON STOCK USD		17,700.000	67,937	61,242
882508104	TEXAS INSTRUMENTS INC COMMON STOCK USD 1		2,670.000	312,793	441,137
882681109	TEXAS ROADHOUSE INC COMMON STOCK USD 0.0		800.000	79,186	72,760
G8766E109	TEXTAINER GROUP HOLDINGS LTD COMMON STOC		7,049.000	227,070	218,589
518439104	THE ESTEE LAUDER COMPANIES INC		609.000	141,774	151,099
883556102	THERMO FISHER SCIENTIFIC INC COMMON STOC		312.000	137,945	171,815
88362T103	THERMON GROUP HOLDINGS INC COMMON STOCK		1,800.000	30,357	36,144
6869131	THK CO LTD COMMON STOCK JPY		13,400.000	273,217	255,417
88630M102	TITAN INTERNATIONAL INC COMMON STOCK USD		8,800.000	124,318	134,816
88630R101	TITAN MACHINERY INC COMMON STOCK USD 0.0		1,900.000	59,655	75,487

JPMorgan Investor Services — J.P.Morgan

BOILERMAKERS NATIONAL ANNUITY TRUST
E.I.N. 48-1029345 PLAN NO. 001
SCHEDULE H, LINE 4i—SCHEDULE OF ASSETS (HELD AT END OF YEAR) (CONTINUED)
DECEMBER 31, 2022

FD491 — PAGE 66
SCHEDULE H (FORM 5500 - 4I-1) — BANK OF LABOR - MONTHLY — C 18661
SCHEDULE OF ASSETS HELD FOR INVESTMENT PURPOSES AT END OF YEAR — BASE CURRENCY: USD — AS OF DECEMBER 31,2022

	IDENTITY OF ISSUE, BORROWER, LESSOR	DESCRIPTION OF INVESTMENT SHARES / PAR		COST	CURRENT VALUE
6897024	TOPPAN INC COMMON STOCK JPY		11,500.000	207,631	170,306
2897222	TORONTO-DOMINION BANK/THE COMMON STOCK C		5,100.000	346,992	329,988
B3QJ0H8	TOURMALINE OIL CORP COMMON STOCK CAD		8,800.000	427,050	443,718
89214P109	TOWNE BANK/PORTSMOUTH VA COMMON STOCK US		400.000	13,075	12,336
6900643	TOYOTA MOTOR CORP COMMON STOCK JPY		60,900.000	824,439	836,570
87266M107	TPG RE FINANCE TRUST INC REIT USD 0.001		6,400.000	48,723	43,456
88339J105	TRADE DESK INC/THE COMMON STOCK USD 0.00		4,484.000	238,945	201,018
G8994E103	TRANE TECHNOLOGIES PLC COMMON STOCK USD		2,818.000	520,060	473,678
89421B109	TRAVELCENTERS OF AMERICA INC COMMON STOC	0.00001	1,800.000	76,179	80,604
89469A104	TREEHOUSE FOODS INC COMMON STOCK USD 0.0		2,700.000	116,244	133,326
87265H109	TRI POINTE HOMES INC COMMON STOCK USD 0.		1,700.000	39,453	31,603
896288107	TRINET GROUP INC COMMON STOCK USD 0.0000		300.000	22,859	20,340
896522109	TRINITY INDUSTRIES INC COMMON STOCK USD		300.000	6,871	8,871
89785X101	TRUEBLUE INC COMMON STOCK USD 0		700.000	15,464	13,706
898402102	TRUSTMARK CORP COMMON STOCK USD 0		300.000	11,164	10,473
BXDZ972	TRYG A/S COMMON STOCK DKK 5		9,540.000	242,371	226,388

JPMorgan Investor Services — J.P.Morgan

BOILERMAKERS NATIONAL ANNUITY TRUST
E.I.N. 48-1029345 PLAN NO. 001
SCHEDULE H, LINE 4i—SCHEDULE OF ASSETS (HELD AT END OF YEAR) (CONTINUED)
DECEMBER 31, 2022

FD491 PAGE 67
SCHEDULE H (FORM 5500 - 4I-1) BANK OF LABOR - MONTHLY C 18661
SCHEDULE OF ASSETS HELD FOR INVESTMENT PURPOSES AT END OF YEAR BASE CURRENCY: USD AS OF DECEMBER 31,2022

IDENTITY OF ISSUE, BORROWER, LESSOR	DESCRIPTION OF INVESTMENT SHARES / PAR		COST	CURRENT VALUE
89854H102 TTEC HOLDINGS INC COMMON STOCK USD 0.01		1,100.000	79,865	48,543
87305R109 TTM TECHNOLOGIES INC COMMON STOCK USD 0.		700.000	9,410	10,556
90041L105 TURNING POINT BRANDS INC COMMON STOCK US		400.000	12,265	8,652
90187B804 TWO HARBORS INVESTMENT CORP REIT USD 1		849.000	17,158	13,389
90278Q108 UFP INDUSTRIES INC COMMON STOCK USD 0		2,100.000	100,492	166,425
90385V107 ULTRA CLEAN HOLDINGS INC COMMON STOCK US		1,300.000	40,853	43,095
90400D108 ULTRAGENYX PHARMACEUTICAL INC COMMON STO	0.001	2,765.000	177,398	128,102
B10RZP7 UNILEVER PLC COMMON STOCK GBP 3.1111		17,722.000	790,413	891,510
90984P303 UNITED COMMUNITY BANKS INC/GA COMMON STO		7,350.000	188,253	248,430
911163103 UNITED NATURAL FOODS INC COMMON STOCK US		3,200.000	130,969	123,872
6916781 UNITED OVERSEAS BANK LTD COMMON STOCK SG		28,700.000	566,613	656,942
911312106 UNITED PARCEL SERVICE INC COMMON STOCK U		4,016.000	894,549	698,141
911684108 UNITED STATES CELLULAR CORP COMMON STOCK		1,000.000	36,312	20,850
91324P102 UNITEDHEALTH GROUP INC COMMON STOCK USD		2,513.000	1,283,231	1,332,342
913259107 UNITIL CORP COMMON STOCK USD 0		5,849.000	316,990	300,405
913915104 UNIVERSAL TECHNICAL INSTITUTE INC COMMON	0.0001	3,600.000	27,815	24,192

JPMorgan Investor Services J.P.Morgan

BOILERMAKERS NATIONAL ANNUITY TRUST
E.I.N. 48-1029345 PLAN NO. 001
SCHEDULE H, LINE 4i—SCHEDULE OF ASSETS (HELD AT END OF YEAR) (CONTINUED)
DECEMBER 31, 2022

FD491 — BANK OF LABOR - MONTHLY — PAGE 68
SCHEDULE H (FORM 5500 - 4I-1) — C 18661
SCHEDULE OF ASSETS HELD FOR INVESTMENT PURPOSES AT END OF YEAR — BASE CURRENCY: USD — AS OF DECEMBER 31,2022

IDENTITY OF ISSUE, BORROWER, LESSOR	DESCRIPTION OF INVESTMENT SHARES / PAR	COST	CURRENT VALUE
91544A109 UPLAND SOFTWARE INC COMMON STOCK USD 0.0	5,800.000	77,173	41,354
5051252 UPM-KYMMENE OYJ COMMON STOCK EUR 0	6,561.000	193,539	244,588
90346E103 US SILICA HOLDINGS INC COMMON STOCK USD	2,000.000	22,207	25,000
918905209 VALHI INC COMMON STOCK USD 0.01	900.000	33,576	19,800
919794107 VALLEY NATIONAL BANCORP COMMON STOCK USD	5,900.000	47,240	66,729
921659108 VANDA PHARMACEUTICALS INC COMMON STOCK U	10,400.000	123,377	76,856
92243G108 VAXCYTE INC COMMON STOCK USD 0.001	500.000	13,281	23,975
92240M108 VECTOR GROUP LTD COMMON STOCK USD 0.1	1,200.000	12,385	14,232
92337F107 VERACYTE INC COMMON STOCK USD 0.001	5,800.000	111,344	137,634
92343X100 VERINT SYSTEMS INC COMMON STOCK USD 0.00	3,500.000	174,400	126,980
92345Y106 VERISK ANALYTICS INC COMMON STOCK USD 0.	2,878.000	546,958	507,737
923451108 VERITEX HOLDINGS INC COMMON STOCK USD 0.	6,883.000	169,923	193,275
923454102 VERITIV CORP COMMON STOCK USD 0.01	1,190.000	40,989	144,835
92552R406 VIAD CORP COMMON STOCK USD 1.5	300.000	9,029	7,317
925550105 VIAVI SOLUTIONS INC COMMON STOCK USD 0.0	13,225.000	167,145	138,995
92672L107 VIEWRAY INC COMMON STOCK USD 0.001	1,400.000	6,500	6,272

JPMorgan Investor Services — J.P.Morgan

BOILERMAKERS NATIONAL ANNUITY TRUST
E.I.N. 48-1029345 PLAN NO. 001
SCHEDULE H, LINE 4i—SCHEDULE OF ASSETS (HELD AT END OF YEAR) (CONTINUED)
DECEMBER 31, 2022

FD491 — PAGE 69
SCHEDULE H (FORM 5500 - 4I-1) — BANK OF LABOR - MONTHLY — C 18661
SCHEDULE OF ASSETS HELD FOR INVESTMENT PURPOSES AT END OF YEAR — BASE CURRENCY: USD — AS OF DECEMBER 31,2022

IDENTITY OF ISSUE, BORROWER, LESSOR	DESCRIPTION OF INVESTMENT SHARES / PAR	COST	CURRENT VALUE
B1XH026 VINCI SA COMMON STOCK EUR 2.5	5,574.000	557,395	554,968
92764N102 VIR BIOTECHNOLOGY INC COMMON STOCK USD	3,700.000	86,024	93,647
928254101 VIRTU FINANCIAL INC COMMON STOCK USD 0.0	1,200.000	29,665	24,492
92828Q109 VIRTUS INVESTMENT PARTNERS INC COMMON ST 0.01	550.000	119,338	105,292
928390206 VISTEON CORP COMMON STOCK USD	1,150.000	124,272	150,455
92847W103 VITAL FARMS INC COMMON STOCK USD 0.0001	2,300.000	30,578	34,316
928542109 VIVINT SMART HOME INC	2,300.000	20,654	27,370
92242T101 V2X INC COMMON STOCK USD 0.01	1,300.000	51,000	53,677
0946580 WEIR GROUP PLC/THE COMMON STOCK GBP 12.5	15,315.000	343,405	307,470
950810101 WESBANCO INC COMMON STOCK USD 2.0833	1,700.000	56,709	62,866
974155103 WINGSTOP INC COMMON STOCK USD 0.01	590.000	95,816	81,196
98138H101 WORKDAY INC COMMON STOCK USD 0.001	491.000	107,530	82,159
981475106 WORLD FUEL SERVICES CORP COMMON STOCK US	1,600.000	51,065	43,728
984017103 XENIA HOTELS & RESORTS INC REIT USD 0.01	5,600.000	91,436	73,808
98421M106 XEROX HOLDINGS CORP COMMON STOCK USD 1	2,500.000	38,731	36,500
48123V102 ZIFF DAVIS INC COMMON STOCK USD 0.01	3,130.000	246,767	247,583

JPMorgan Investor Services — J.P.Morgan

BOILERMAKERS NATIONAL ANNUITY TRUST
E.I.N. 48-1029345 PLAN NO. 001
SCHEDULE H, LINE 4i—SCHEDULE OF ASSETS (HELD AT END OF YEAR) (CONTINUED)
DECEMBER 31, 2022

FD491 PAGE 70
SCHEDULE H (FORM 5500 - 4I-1) BANK OF LABOR - MONTHLY C 18661
SCHEDULE OF ASSETS HELD FOR
INVESTMENT PURPOSES AT END OF YEAR BASE CURRENCY: USD AS OF DECEMBER 31,2022

IDENTITY OF ISSUE, BORROWER, LESSOR	DESCRIPTION OF INVESTMENT SHARES / PAR	COST	CURRENT VALUE
B1YW440 3I GROUP PLC COMMON STOCK GBP 73.8636	52,363.000	473,463	844,977
TOTAL COMMON		129,936,300	142,964,851
VALUE OF INTEREST IN COMMON/COLLECTIVE TRUSTS			
008997157 AFL-CIO EQUITY INDEX FUND	1,535,211.310	24,795,742	55,626,079
381994722 GOLDMAN SACHS FIN'L SQ FEDERAL INST SHAR	MONTHLY VARIABLE 12/31/2099 567,749.820	567,750	567,750
481999845 GOLDMAN SACHS FIN'L SQ GOVT INST SHARES	MONTHLY VARIABLE 01/28/2099 183,617.230	183,617	183,617
543497861 LOOMIS SAYLES CORE PLUS FIXED INCOME FUN	9,539,388.400	167,679,637	148,814,459
744366782 PRUDENTIAL INS CO AMER - INS PRODS	32,831,141.810	64,827,858	61,408,747
ABE9968T8 TS&W INTERNATIONAL SMALL CAP FUND CLASS	2,015,474.380	31,454,098	28,644,527
TOTAL VALUE OF INTEREST IN COMMON/COLLECTIVE TRUSTS		289,508,703	295,245,179
VALUE OF INTEREST IN REGISTERED INVESTMENT COMPANIES			
09258C814 BLACKROCK INSTL TR CO N A INVT FDS FOR E	BENEFIT TRS 14,011,172.980	168,248,967	148,079,088
481997278 JPMCB US ACTIVE CORE PLUS EQUITY FUND	740,451.580	16,705,130	55,185,857
481995215 JPMCHASE EMERGING MKT EQUITY FUND	447,397.570	17,372,036	21,846,423
46699A9A6 JPMORGAN US GOVT MMKT FUND CAPITAL SHARE	MONTHLY VARIABLE 12/31/2049 21,232,818.920	21,232,819	21,232,819
AAQ9995S6 JPMORGAN US TREAS PLUS MMKT FUND CAPITAL	MONTHLY VARIABLE 12/31/2049 2,342,618.850	2,342,619	2,342,619

JPMorgan Investor Services J.P.Morgan

BOILERMAKERS NATIONAL ANNUITY TRUST
E.I.N. 48-1029345 PLAN NO. 001
SCHEDULE H, LINE 4i—SCHEDULE OF ASSETS (HELD AT END OF YEAR) (CONTINUED)
DECEMBER 31, 2022

FD491 PAGE 71
SCHEDULE H (FORM 5500 - 4I-1) BANK OF LABOR - MONTHLY C 18661
SCHEDULE OF ASSETS HELD FOR
INVESTMENT PURPOSES AT END OF YEAR BASE CURRENCY: USD AS OF DECEMBER 31,2022

IDENTITY OF ISSUE, BORROWER, LESSOR	DESCRIPTION OF INVESTMENT SHARES / PAR			COST	CURRENT VALUE
AAC9949V1 SSGA RUSSELL 1000 (R) VALUE INDX NL FUND			675,994.760	52,448,741	88,867,624
TOTAL VALUE OF INTEREST IN REGISTERED INVESTMENT COMPANIES				278,351,311	335,554,431
GENERAL INVESTMENTS - OTHER					
STATE AND MUNICIPAL SECURITIES					
007248DM6 ADRIAN MICH GO BDS 2009B 16/NOV/2009 01/	SEMI-ANN.	5.650%	05/01/2023 130,000.000	130,975	130,095
03255LJD2 ANAHEIM CALIF PUB FING AUTH LEASE REV TA	SEMI-ANN.	1.447%	07/01/2027 500,000.000	502,770	430,378
040654XV2 ARIZONA ST TRANSN BRD HWY REV TAXABLE RE	SEMI-ANN.	2.058%	07/01/2025 330,000.000	317,569	310,600
0411868K6 ARKANSAS ST UNIV REV TAXABLE HSG SYS REF	SEMI-ANN.	2.506%	03/01/2037 500,000.000	512,375	366,676
067054AA4 BARAGA CNTY MICH MEM HOSP REV REV BDS 20	MONTHLY	6.500%	09/20/2036 2,090,000.000	2,202,338	2,090,699
088632CY8 BI-STATE DEV AGY MO ILL MET DIST MASS TR	SEMI-ANN.	2.020%	10/01/2030 250,000.000	252,265	204,684
105710AE7 BRAWLEY CALIF PENSION OBLIG TAXABLE PENS	SEMI-ANN.	3.319%	09/01/2025 700,000.000	735,980	677,432
107897KJ8 BRICK TWP N J MUN UTILS AUTH REV TAXABLE	SEMI-ANN.	2.400%	12/01/2030 410,000.000	422,603	340,578
113152UH3 BROOKHAVEN N Y GO BDS 2014B 28/FEB/2014	SEMI-ANN.	3.350%	02/01/2024 350,000.000	379,271	346,012
11943KEF5 BUFFALO & ERIE CNTY N Y INDL LD DEV CORP	SEMI-ANN.	4.400%	11/01/2033 310,000.000	317,490	263,669
121382BG9 BURLEIGH CNTY N D MULTI-CNTY SALES TAX R	SEMI-ANN.	2.300%	11/01/2030 275,000.000	270,350	230,883
13049GAA8 CALIFORNIA MUN FIN AUTH FED LEASE REV TA	QUARTERLY	2.519%	10/01/2035 2,655,000.000	2,623,591	1,870,480

JPMorgan Investor Services J.P.Morgan

FD491 — PAGE 72
SCHEDULE H (FORM 5500 - 4I-1) — BANK OF LABOR - MONTHLY — C 18661
SCHEDULE OF ASSETS HELD FOR INVESTMENT PURPOSES AT END OF YEAR — BASE CURRENCY: USD — AS OF DECEMBER 31,2022

IDENTITY OF ISSUE, BORROWER, LESSOR	DESCRIPTION OF INVESTMENT	SHARES / PAR	COST	CURRENT VALUE
13057EEF7 CALIFORNIA PUB FIN AUTH REV TAXABLE INSD	SEMI-ANN. 1.905% 10/15/2028	100,000.000	82,399	80,696
13080SZS6 CALIFORNIA STATEWIDE CMNTYS DEV AUTH REV	SEMI-ANN. 1.877% 02/01/2031	100,000.000	98,454	75,966
155105NV7 CENTRAL SCH DIST CALIF SAN BERNARDINO CN	SEMI-ANN. 2.723% 08/01/2034	795,000.000	802,950	628,907
17131RBC9 CHULA VISTA CALIF PENSION OBLIG TAXABLE	SEMI-ANN. 2.138% 06/01/2034	750,000.000	720,000	541,971
186103KM8 CLEVELAND-CUYAHOGA CNTY OHIO PORT AUTH R	SEMI-ANN. 4.250% 11/15/2025	85,000.000	85,000	83,923
196480RQ2 COLORADO HSG & FIN AUTH TAXABLE SINGLE F	SEMI-ANN. 2.419% 11/01/2036	210,000.000	207,812	163,269
19704MAC4 COLTON CALIF PENSION FDG PENSION FND BDS	SEMI-ANN. 5.920% 08/01/2037	175,000.000	197,972	175,609
20281PMH2 COMMONWEALTH FING AUTH PA REV TAXABLE RE	SEMI-ANN. 2.023% 06/01/2024	120,000.000	117,654	115,132
20775HPP2 CONNECTICUT ST HSG FIN AUTH HSG MTG FIN	SEMI-ANN. 2.230% 05/15/2030	450,000.000	454,554	373,417
20774WL82 CONNECTICUT ST HSG FIN AUTH SPL OBLIG BD	SEMI-ANN. 5.000% 06/15/2031	1,000,000.000	1,000,000	986,454
212584DJ2 CONWAY ARK HEALTH FACS BRD HOSP REV IMPT	SEMI-ANN. 4.250% 08/01/2024	375,000.000	384,210	368,183
212610FE4 CONWAY ARK WASTEWATER REV TAXABLE REF BD	SEMI-ANN. 2.568% 10/01/2027	250,000.000	254,623	224,985
216146JN1 COOK CNTY ILL TWP HIGH SCH DIST NO 220 B	SEMI-ANN. 2.680% 12/01/2033	125,000.000	126,904	98,159
21750HAH3 COPPER CANYON FIRE & MED DIST ARIZ CTFS	SEMI-ANN. 3.500% 09/01/2035	375,000.000	391,028	310,032
218183FK2 CORBIN KY INDPT SCH DIST FIN CORP SCH BL	SEMI-ANN. 4.350% 09/01/2029	750,000.000	776,335	711,895
223093VS1 COVINA-VALLEY CALIF UNI SCH DIST FEDERAL	SEMI-ANN. 2.390% 08/01/2029	400,000.000	341,536	341,518

JPMorgan Investor Services — J.P.Morgan

BOILERMAKERS NATIONAL ANNUITY TRUST
E.I.N. 48-1029345 PLAN NO. 001
SCHEDULE H, LINE 4i—SCHEDULE OF ASSETS (HELD AT END OF YEAR) (CONTINUED)
DECEMBER 31, 2022

FD491 PAGE 73
SCHEDULE H (FORM 5500 - 4I-1) BANK OF LABOR - MONTHLY C 18661
SCHEDULE OF ASSETS HELD FOR
INVESTMENT PURPOSES AT END OF YEAR BASE CURRENCY: USD AS OF DECEMBER 31,2022

IDENTITY OF ISSUE, BORROWER, LESSOR	DESCRIPTION OF INVESTMENT SHARES / PAR	COST	CURRENT VALUE
230614PZ6 CUMBERLAND CNTY PA MUN AUTH REV TAXABLE	SEMI-ANN. 2.500% 11/01/2030 625,000.000	648,588	510,841
232287BT8 CUYAHOGA CNTY OHIO SALES TAX REV REV BDS	SEMI-ANN. 3.026% 01/01/2026 400,000.000	411,036	380,044
23542JQQ1 DALLAS TEX WTRWKS & SWR SYS REV TAXABLE	SEMI-ANN. 1.347% 10/01/2026 440,000.000	391,046	391,032
260868AM4 DOWNEY CALIF PENSION OBLIG TAXABLE BDS 2	SEMI-ANN. 2.250% 06/01/2034 700,000.000	692,335	503,685
276029LW3 EAST WINDSOR N J REGL SCH DIST TAXABLE R	SEMI-ANN. 1.789% 03/01/2029 250,000.000	255,000	208,758
283331AP1 EL MONTE CALIF PUB FING AUTH LEASE REV T	SEMI-ANN. 4.000% 06/01/2029 395,000.000	452,326	368,410
283331AH9 EL MONTE CALIF PUB FING AUTH LEASE REV T	SEMI-ANN. 4.000% 06/01/2030 380,000.000	438,206	350,367
30421VBH1 FAIRFIELD CALIF PENSION OBLIG REF BDS 20	SEMI-ANN. 3.500% 06/01/2023 265,000.000	280,834	262,625
34073TNY9 FLORIDA HIGHER EDL FACS FING AUTH REV TA	SEMI-ANN. 2.692% 12/01/2030 705,000.000	716,872	593,840
342816P90 FLORIDA ST MUN PWR AGY REV REF REV BDS 2	SEMI-ANN. 3.059% 10/01/2025 400,000.000	400,000	378,952
349507AJ2 FORT WORTH TEX SPL TAX REV REV BDS 2017	SEMI-ANN. 3.225% 03/01/2026 500,000.000	517,445	474,317
356640KN1 FREEPORT ILL TAXABLE GO BDS 2020 19/OCT/	SEMI-ANN. 2.682% 01/01/2031 300,000.000	311,364	249,968
356640KS0 FREEPORT ILL TAXABLE GO BDS 2020 19/OCT/	SEMI-ANN. 3.216% 01/01/2036 770,000.000	814,583	628,197
365471AN1 GARDENA CALIF PENSION OBLIG TAXABLE BDS	SEMI-ANN. 3.163% 04/01/2033 1,150,000.000	1,193,562	950,488
38611TCN5 GRAND PARKWAY TRANSN CORP TEX SYS TOLL R	SEMI-ANN. 2.785% 10/01/2034 460,000.000	466,757	363,471
392397CP8 GREATER WENATCHEE REGL CTR PUB FACS DIST	SEMI-ANN. 2.518% 09/01/2031 450,000.000	454,662	366,324

JPMorgan Investor Services J.P.Morgan

FD491 — PAGE 74
SCHEDULE H (FORM 5500 - 4I-1) — BANK OF LABOR - MONTHLY — C 18661
SCHEDULE OF ASSETS HELD FOR INVESTMENT PURPOSES AT END OF YEAR — BASE CURRENCY: USD — AS OF DECEMBER 31,2022

IDENTITY OF ISSUE, BORROWER, LESSOR	DESCRIPTION OF INVESTMENT SHARES / PAR		COST	CURRENT VALUE
416498EK5	HARTFORD CNTY CONN MET DIST CLEAN WTR PR	SEMI-ANN. 1.167% 11/01/2025 275,000.000	257,161	249,710
429335LP5	HIDALGO CNTY TEX DRAIN DIST NO 1 TAXABLE	SEMI-ANN. 4.000% 09/01/2023 290,000.000	295,229	288,993
437887GY8	HOMEWOOD ALA EDL BLDG AUTH REV TAXABLE F	SEMI-ANN. 2.566% 12/01/2025 480,000.000	481,723	448,220
4386706A4	HONOLULU HAWAII CITY & CNTY GO BDS 2016	SEMI-ANN. 3.125% 10/01/2028 425,000.000	475,065	391,905
443730PA8	HUDSON CNTY N J IMPT AUTH LEASE REV TAXA	SEMI-ANN. 2.179% 06/01/2032 295,000.000	287,625	227,042
446201AM7	HUNTINGTON BEACH CALIF PENSION OBLIG TAX	SEMI-ANN. 2.713% 06/15/2033 500,000.000	508,275	395,942
447564KL8	HURON MICH SCH DIST GO ULTD TAX SCH BLDG	SEMI-ANN. 6.100% 05/01/2024 170,000.000	171,515	170,177
45204EC71	ILLINOIS FIN AUTH REV TAXABLE REF BDS 20	SEMI-ANN. 3.548% 08/15/2029 575,000.000	584,279	526,663
45203MBY6	ILLINOIS HSG DEV AUTH REV TAXABLE BDS 20	SEMI-ANN. 2.178% 04/01/2031 200,000.000	201,238	160,741
457074BM3	INGLEWOOD CALIF TAXABLE PENSION OBLIG BD	SEMI-ANN. 3.282% 09/01/2032 375,000.000	383,438	316,898
462590LL2	IOWA STUDENT LN LIQUIDITY CORP STUDENT L	SEMI-ANN. 4.025% 12/01/2029 660,000.000	696,066	579,461
46874TFQ0	JACKSON TENN HOSP REV TAXABLE BDS 2018B	SEMI-ANN. 4.678% 04/01/2028 475,000.000	512,007	454,374
471844HS2	JASPER TEX INDPT SCH DIST UNLTD TAX SCH	SEMI-ANN. 4.000% 02/15/2033 780,000.000	813,947	791,804
485106QL5	KANSAS CITY MO SPL OBLIG SPL OBLIG BDS 2	SEMI-ANN. 3.487% 10/01/2024 200,000.000	206,736	193,743
485106TL2	KANSAS CITY MO SPL OBLIG TAXABLE BDS 202	SEMI-ANN. 3.390% 04/01/2030 325,000.000	352,541	280,837
485106XZ6	KANSAS CITY MO SPL OBLIG TAXABLE BDS 202	SEMI-ANN. 3.742% 04/01/2028 680,000.000	667,345	623,243

JPMorgan Investor Services — J.P.Morgan

BOILERMAKERS NATIONAL ANNUITY TRUST
E.I.N. 48-1029345 PLAN NO. 001
SCHEDULE H, LINE 4i—SCHEDULE OF ASSETS (HELD AT END OF YEAR) (CONTINUED)
DECEMBER 31, 2022

FD491 PAGE 75
SCHEDULE H (FORM 5500 - 4I-1) BANK OF LABOR - MONTHLY C 18661
SCHEDULE OF ASSETS HELD FOR
INVESTMENT PURPOSES AT END OF YEAR BASE CURRENCY: USD AS OF DECEMBER 31,2022

IDENTITY OF ISSUE, BORROWER, LESSOR	DESCRIPTION OF INVESTMENT SHARES / PAR	COST	CURRENT VALUE
485106VA3 KANSAS CITY MO SPL OBLIG TAXABLE REF AND	SEMI-ANN. 2.267% 04/01/2029 500,000.000	509,755	412,199
49130NES4 KENTUCKY HIGHER ED STUDENT LN CORP STUDE	SEMI-ANN. 3.556% 06/01/2026 1,000,000.000	1,034,830	937,021
494656E98 KING & SNOHOMISH CNTYS WASH SCH DIST NO	SEMI-ANN. 5.121% 12/01/2024 250,000.000	250,745	250,000
511355AV1 LAKE WORTH BEACH FLA NON-AD VALOREM REV	SEMI-ANN. 1.950% 07/01/2028 250,000.000	251,663	214,885
512102VE4 LAKESIDE ARK SCH DIST NO 9 TAXABLE REF B	SEMI-ANN. 1.150% 04/01/2028 230,000.000	231,139	190,125
522226JF7 LEAVENWORTH CNTY KANS UNI SCH DIST NO 46	SEMI-ANN. 2.656% 09/01/2035 500,000.000	521,650	379,251
546395V68 LOUISIANA PUB FACS AUTH HOSP REV TAXABLE	SEMI-ANN. 2.282% 06/01/2030 1,000,000.000	1,006,710	798,590
55178CAG8 LYNWOOD CALIF HSG AUTH REV TAXABLE BDS 2	SEMI-ANN. 4.000% 09/01/2029 500,000.000	500,000	464,072
551785DM7 LYNWOOD CALIF PUB FING AUTH LEASE REV TA	SEMI-ANN. 3.310% 10/01/2030 335,000.000	349,080	296,675
557738PU9 MADISON MACOUPIN ETC CNTYS ILL CMNTY COL	SEMI-ANN. 2.000% 11/01/2026 280,000.000	276,326	251,929
56045RDF3 MAINE MUN BD BK TAXABLE SCH CONSTR BDS 2	SEMI-ANN. 4.950% 11/01/2028 2,300,000.000	2,744,222	2,292,166
56052FFM2 MAINE ST HSG AUTH MTG PUR MTG PUR BDS 20	SEMI-ANN. 2.989% 11/15/2029 175,000.000	185,561	155,383
56052FUG8 MAINE ST HSG AUTH MTG PUR TAXABLE BDS 20	SEMI-ANN. 2.154% 11/15/2028 440,000.000	438,680	378,219
57419RD51 MARYLAND ST CMNTY DEV ADMIN DEPT HSG & C	SEMI-ANN. 3.463% 09/01/2031 1,000,000.000	1,049,100	885,410
57429LAM8 MARYLAND ST TRANSN AUTH LTD OBLIG REV LT	SEMI-ANN. 6.650% 07/01/2032 550,000.000	706,200	585,604
575181HF2 MASON & KITSAP CNTYS WASH SCH DIST NO 40	SEMI-ANN. 2.184% 12/01/2032 410,000.000	416,494	319,193

JPMorgan Investor Services J.P.Morgan

FD491 — PAGE 76
SCHEDULE H (FORM 5500 - 4I-1) — BANK OF LABOR - MONTHLY — C 18661
SCHEDULE OF ASSETS HELD FOR INVESTMENT PURPOSES AT END OF YEAR — BASE CURRENCY: USD — AS OF DECEMBER 31,2022

IDENTITY OF ISSUE, BORROWER, LESSOR	DESCRIPTION OF INVESTMENT SHARES / PAR	COST	CURRENT VALUE
57563RQG7 MASSACHUSETTS EDL FING AUTH ED LN REV TA	SEMI-ANN. 3.375% 07/01/2027 100,000.000	95,999	92,195
57563RQJ1 MASSACHUSETTS EDL FING AUTH ED LN REV TA	SEMI-ANN. 3.505% 07/01/2029 730,000.000	707,509	649,825
584283HJ7 MEDFORD ORE HOSP FACS AUTH REV TAXABLE R	SEMI-ANN. 1.880% 08/15/2025 500,000.000	469,140	462,328
592090JA3 METROPOLITAN GOVT NASHVILLE & DAVIDSON C	SEMI-ANN. 2.544% 08/01/2033 1,385,000.000	1,427,783	1,086,880
592090JD7 METROPOLITAN GOVT NASHVILLE & DAVIDSON C	SEMI-ANN. 2.854% 08/01/2036 400,000.000	421,588	304,941
59335KCY1 MIAMI-DADE CNTY FLA SEAPORT REV TAXABLE	SEMI-ANN. 2.662% 10/01/2036 2,000,000.000	1,886,260	1,460,361
59334DLS1 MIAMI-DADE CNTY FLA WTR & SWR REV TAXABL	SEMI-ANN. 3.490% 10/01/2042 1,000,000.000	1,074,660	801,180
596566WH8 MIDDLESEX CNTY N J IMPT AUTH REV REV REF	SEMI-ANN. 4.000% 06/01/2024 575,000.000	603,330	568,403
60416SPL8 MINNESOTA ST HSG FIN AGY NON AMT RESIDEN	SEMI-ANN. 3.150% 01/01/2037 180,000.000	185,600	176,861
60416SK74 MINNESOTA ST HSG FIN AGY RESIDENTIAL HSG	SEMI-ANN. 4.204% 07/01/2042 80,000.000	83,100	79,681
604204WD5 MINNETONKA MINN INDPT SCH DIST NO 276 CT	SEMI-ANN. 2.800% 02/01/2035 500,000.000	518,040	401,057
60636AUG6 MISSOURI ST HEALTH & EDL FACS AUTH EDL F	SEMI-ANN. 2.410% 10/01/2023 625,000.000	628,671	614,556
60636YMJ7 MISSOURI ST HSG DEV COMMN MULTIFAMILY HS	MONTHLY 4.200% 01/01/2040 243,250.320	250,548	203,528
61212LSY6 MONTANA ST BRD REGENTS HIGHER ED REV TAX	SEMI-ANN. 1.129% 11/15/2026 205,000.000	179,152	179,804
612496BD0 MONTEREY CNTY CALIF REGL FIRE DIST PENSI	SEMI-ANN. 3.600% 09/01/2039 1,000,000.000	990,000	792,047
624409BV9 MOUNTAIN VIEW CALIF SCH DIST SCH FACS IM	SEMI-ANN. 2.500% 08/01/2024 250,000.000	252,373	241,763

JPMorgan Investor Services — J.P.Morgan

BOILERMAKERS NATIONAL ANNUITY TRUST
E.I.N. 48-1029345 PLAN NO. 001
SCHEDULE H, LINE 4i—SCHEDULE OF ASSETS (HELD AT END OF YEAR) (CONTINUED)
DECEMBER 31, 2022

FD491 PAGE 77
SCHEDULE H (FORM 5500 - 4I-1) BANK OF LABOR - MONTHLY C 18661
SCHEDULE OF ASSETS HELD FOR
INVESTMENT PURPOSES AT END OF YEAR BASE CURRENCY: USD AS OF DECEMBER 31,2022

IDENTITY OF ISSUE, BORROWER, LESSOR	DESCRIPTION OF INVESTMENT SHARES / PAR	COST	CURRENT VALUE
62451FJC5 MOUNTAIN VIEW-WHISMAN CALIF SCH DIST GO	SEMI-ANN. 1.690% 09/01/2024 250,000.000	242,828	238,027
63607VAD8 NATIONAL FIN AUTH N H FED LEASE REV TAXA	QUARTERLY 3.778% 01/01/2036 500,000.000	509,990	376,892
64461XDJ1 NEW HAMPSHIRE HEALTH & ED FACS AUTH REV	SEMI-ANN. 3.679% 07/01/2037 705,000.000	662,249	584,271
64469MFN6 NEW HAMPSHIRE ST HSG FIN AUTH MULTI-FAMI	SEMI-ANN. 2.450% 07/01/2031 120,000.000	124,650	100,085
646108V72 NEW JERSEY ST HSG & MTG FIN AGY MULTI-FA	SEMI-ANN. 1.873% 05/01/2027 720,000.000	720,000	639,765
646108W30 NEW JERSEY ST HSG & MTG FIN AGY MULTI-FA	SEMI-ANN. 2.194% 05/01/2029 675,000.000	683,930	582,051
647753ME9 NEW ORLEANS LA WTR REV TAXABLE REF BDS 2	SEMI-ANN. 1.691% 12/01/2029 420,000.000	409,748	332,644
64972EME6 NEW YORK N Y CITY HSG DEV CORP MULTIFAMI	SEMI-ANN. 3.242% 11/01/2034 1,500,000.000	1,519,575	1,268,206
64971XLY2 NEW YORK N Y CITY TRANSITIONAL FIN AUTH	SEMI-ANN. 2.690% 05/01/2033 400,000.000	427,248	317,138
64971WF62 NEW YORK N Y CITY TRANSITIONAL FIN AUTH	SEMI-ANN. 2.460% 02/01/2024 200,000.000	199,338	195,186
64971XXB9 NEW YORK N Y CITY TRANSITIONAL FIN AUTH	SEMI-ANN. 1.920% 02/01/2032 1,500,000.000	1,509,495	1,138,302
64990CJU6 NEW YORK ST DORM AUTH REVS NON ST SUPPOR	SEMI-ANN. 3.170% 07/01/2025 260,000.000	253,128	244,050
64990GWQ1 NEW YORK ST DORM AUTH REVS NON ST SUPPOR	SEMI-ANN. 2.409% 07/01/2026 330,000.000	310,068	302,099
64990GML3 NEW YORK ST DORM AUTH REVS NON ST SUPPOR	SEMI-ANN. 3.670% 07/01/2027 865,000.000	931,421	828,953
64990GMM1 NEW YORK ST DORM AUTH REVS NON ST SUPPOR	SEMI-ANN. 3.760% 07/01/2028 1,000,000.000	1,034,290	928,002
64990GMN9 NEW YORK ST DORM AUTH REVS NON ST SUPPOR	SEMI-ANN. 3.820% 07/01/2029 185,000.000	196,568	168,708

JPMorgan Investor Services J.P.Morgan

BOILERMAKERS NATIONAL ANNUITY TRUST
E.I.N. 48-1029345 PLAN NO. 001
SCHEDULE H, LINE 4i—SCHEDULE OF ASSETS (HELD AT END OF YEAR) (CONTINUED)
DECEMBER 31, 2022

FD491 PAGE 78
SCHEDULE H (FORM 5500 - 4I-1) BANK OF LABOR - MONTHLY C 18661
SCHEDULE OF ASSETS HELD FOR
INVESTMENT PURPOSES AT END OF YEAR BASE CURRENCY: USD AS OF DECEMBER 31,2022

IDENTITY OF ISSUE, BORROWER, LESSOR	DESCRIPTION OF INVESTMENT SHARES / PAR			COST	CURRENT VALUE
64990GUB6 NEW YORK ST DORM AUTH REVS NON ST SUPPOR	SEMI-ANN.	2.834%	07/01/2031	136,341	128,109
		155,000.000			
64990FA95 NEW YORK ST DORM AUTH ST PERS INCOME TAX	SEMI-ANN.	1.062%	03/15/2025	98,840	96,743
		105,000.000			
64988YNQ6 NEW YORK ST MTG AGY HOMEOWNER MTG REV TA	SEMI-ANN.	2.060%	04/01/2029	433,817	368,402
		435,000.000			
664214NC3 NORTHEAST IOWA CMNTY COLLEGE INDL NEW JO	SEMI-ANN.	2.750%	06/01/2026	227,129	211,861
		225,000.000			
667728AZ2 NORTHWEST OPEN ACCESS NETWORK WASH REV T	SEMI-ANN.	2.040%	12/01/2029	174,512	173,374
		225,000.000			
67732PDR6 OHIO CNTY W VA CNTY COMMN SPL DIST EXCIS	SEMI-ANN.	4.000%	03/01/2025	647,278	640,573
		675,000.000			
678519ZM4 OKLAHOMA CITY OKLA GO LTD TAX BDS 2019 0	SEMI-ANN.	3.000%	03/01/2027	183,508	188,303
		200,000.000			
67884XCQ8 OKLAHOMA DEV FIN AUTH HEALTH SYS REV TAX	SEMI-ANN.	4.650%	08/15/2030	104,154	86,644
		100,000.000			
67919PPQ0 OKLAHOMA ST WTR RES BRD REVOLVING FD REV	SEMI-ANN.	1.784%	04/01/2023	347,011	347,852
		350,000.000			
68607DUC7 OREGON ST DEPT TRANSN HWY USER TAX REV T	SEMI-ANN.	2.721%	11/15/2031	526,670	424,611
		500,000.000			
70917SBZ8 PENNSYLVANIA ST HIGHER EDL FACS AUTH REV	SEMI-ANN.	3.000%	06/15/2030	292,754	230,373
		275,000.000			
70917TEK3 PENNSYLVANIA ST HIGHER EDL FACS AUTH REV	SEMI-ANN.	2.689%	07/15/2029	1,519,500	1,201,150
		1,500,000.000			
709193LY0 PENNSYLVANIA ST INDL DEV AUTH REV ECON D	SEMI-ANN.	3.556%	07/01/2024	999,000	985,688
		1,000,000.000			
7092242L2 PENNSYLVANIA ST TPK COMMN TPK REV TAXABL	SEMI-ANN.	2.733%	12/01/2030	188,894	154,592
		180,000.000			
71783DAD7 PHILADELPHIA PA AUTH FOR INDL DEV CITY S	SEMI-ANN.	3.964%	04/15/2026	399,672	391,353
		400,000.000			
721901LC8 PIMA CNTY ARIZ INDL DEV AUTH REV TAXABLE	SEMI-ANN.	1.930%	04/01/2029	842,996	707,311
		850,000.000			

JPMorgan Investor Services J.P.Morgan

BOILERMAKERS NATIONAL ANNUITY TRUST
E.I.N. 48-1029345 PLAN NO. 001
SCHEDULE H, LINE 4i—SCHEDULE OF ASSETS (HELD AT END OF YEAR) (CONTINUED)
DECEMBER 31, 2022

FD491 PAGE 79
SCHEDULE H (FORM 5500 - 4I-1) BANK OF LABOR - MONTHLY C 18661
SCHEDULE OF ASSETS HELD FOR
INVESTMENT PURPOSES AT END OF YEAR BASE CURRENCY: USD AS OF DECEMBER 31,2022

IDENTITY OF ISSUE, BORROWER, LESSOR	DESCRIPTION OF INVESTMENT SHARES / PAR	COST	CURRENT VALUE
74173FAJ1 PRINCE GEORGES CNTY MD REV AUTH REV TAXA	SEMI-ANN. 3.011% 08/01/2031 245,000.000	261,226	208,860
74447CAC3 PUBLIC FIN AUTH WIS FED LEASE REV TAXABL	QUARTERLY 6.145% 08/01/2028 500,000.000	519,395	495,630
74442CDZ4 PUBLIC FIN AUTH WIS HOSP REV TAXABLE BDS	SEMI-ANN. 2.219% 02/01/2028 660,000.000	563,416	525,556
74442PJJ5 PUBLIC FIN AUTH WIS REV BDS 2018 31/JUL/	SEMI-ANN. 5.000% 10/01/2028 380,000.000	438,839	398,801
74442PDM4 PUBLIC FIN AUTH WIS REV TAXABLE REV BDS	SEMI-ANN. 4.450% 10/01/2025 1,330,000.000	1,434,139	1,310,816
74482PBT2 PUEBLO URBAN RENEWAL AUTH F/K/A PUEBLO C	SEMI-ANN. 2.000% 12/01/2027 480,000.000	496,685	418,539
74482PCA2 PUEBLO URBAN RENEWAL AUTH F/K/A PUEBLO C	SEMI-ANN. 2.375% 12/01/2034 540,000.000	536,760	409,789
74482PCC8 PUEBLO URBAN RENEWAL AUTH F/K/A PUEBLO C	SEMI-ANN. 2.625% 12/01/2036 500,000.000	500,000	373,505
752111PG3 RANCHO CALIF WTR DIST FING AUTH REV TAXA	SEMI-ANN. 1.350% 08/01/2028 300,000.000	305,844	248,373
752111PJ7 RANCHO CALIF WTR DIST FING AUTH REV TAXA	SEMI-ANN. 1.550% 08/01/2030 1,000,000.000	1,016,870	785,156
762197B75 RHODE ISLAND HEALTH & EDL BLDG CORP HIGH	SEMI-ANN. 2.269% 08/15/2028 1,850,000.000	1,875,271	1,566,873
76221THZ5 RHODE ISLAND HSG & MTG FIN CORP REV MULT	SEMI-ANN. 3.639% 10/01/2028 555,000.000	555,000	522,466
76221RS79 RHODE ISLAND HSG & MTG FIN CORP TAXABLE	SEMI-ANN. 1.000% 04/01/2026 200,000.000	175,562	178,852
76804AED3 RIVER CITY INC KY PKG AUTH REV TAXABLE M	SEMI-ANN. 1.550% 06/01/2027 1,305,000.000	1,320,060	1,135,438
76803EAB4 RIVER CITY REGL STAD FIN AUTH CALIF STAD	SEMI-ANN. 8.090% 11/01/2029 2,905,000.000	2,769,897	3,102,544
76926CAZ7 RIVERSIDE PUB FING AUTH CALIF LEASE REV	SEMI-ANN. 3.125% 11/01/2027 340,000.000	344,814	310,440

JPMorgan Investor Services J.P.Morgan

BOILERMAKERS NATIONAL ANNUITY TRUST
E.I.N. 48-1029345 PLAN NO. 001
SCHEDULE H, LINE 4i—SCHEDULE OF ASSETS (HELD AT END OF YEAR) (CONTINUED)
DECEMBER 31, 2022

FD491 PAGE 80
SCHEDULE H (FORM 5500 - 4I-1) BANK OF LABOR - MONTHLY C 18661
SCHEDULE OF ASSETS HELD FOR
INVESTMENT PURPOSES AT END OF YEAR BASE CURRENCY: USD AS OF DECEMBER 31,2022

IDENTITY OF ISSUE, BORROWER, LESSOR	DESCRIPTION OF INVESTMENT SHARES / PAR	COST	CURRENT VALUE
76926CBA1 RIVERSIDE PUB FING AUTH CALIF LEASE REV	SEMI-ANN. 3.250% 11/01/2028 250,000.000	247,990	225,437
79567PEL3 SALT LAKE CNTY UTAH COLLEGE REV REV REF	SEMI-ANN. 5.000% 10/01/2027 1,645,000.000	1,849,177	1,705,539
796237US2 SAN ANTONIO TEX COMB TAX AND REV CTFS OB	SEMI-ANN. 3.307% 02/01/2026 600,000.000	627,354	576,669
796247CZ5 SAN ANTONIO TEX ED FACS CORP REV HIGHER	SEMI-ANN. 2.792% 06/01/2039 860,000.000	886,677	564,050
796247DP6 SAN ANTONIO TEX ED FACS CORP REV TAXABLE	SEMI-ANN. 2.190% 04/01/2027 430,000.000	395,389	372,919
796247DT8 SAN ANTONIO TEX ED FACS CORP REV TAXABLE	SEMI-ANN. 2.730% 04/01/2031 795,000.000	752,013	628,175
796895AQ3 SAN BRUNO CALIF PENSION OBLIG TAXABLE PE	SEMI-ANN. 4.000% 06/01/2027 475,000.000	537,676	459,358
798901CR3 SAN MARCOS CALIF SPL TAX TAXABLE CMNTY F	SEMI-ANN. 2.164% 09/01/2029 455,000.000	466,016	376,732
80585RAS4 SCAGO EDL FACS CORP FOR CHESTERFIELD SCH	SEMI-ANN. 4.118% 12/01/2026 400,000.000	425,316	385,402
8254344L4 SHREVEPORT LA GO BDS 2014 22/OCT/2014 01	SEMI-ANN. 5.000% 09/01/2030 725,000.000	807,005	748,042
837151WM7 SOUTH CAROLINA ST PUB SVCS AUTH REV REV	SEMI-ANN. 2.388% 12/01/2023 330,000.000	345,094	323,520
788250CD8 ST CLAIR CNTY ILL HWY REV TAXABLE REF BD	SEMI-ANN. 1.910% 01/01/2027 235,000.000	236,549	209,849
788278LE7 ST CLAIR CNTY ILL PUB BLDG COMMN BLDG RE	SEMI-ANN. 3.010% 12/01/2033 565,000.000	598,629	464,877
788244GF2 ST CLAIR CNTY ILL TAXABLE GO REF BDS 202	SEMI-ANN. 2.246% 10/01/2028 520,000.000	524,498	447,947
790450EQ9 ST JOHNS MICH PUB SCHS SCH BLDG AND SITE	SEMI-ANN. 6.500% 05/01/2027 500,000.000	502,500	512,403
86657MBB1 SUMTER LANDING CMNTY DEV DIST FLA RECREA	SEMI-ANN. 3.490% 10/01/2023 150,000.000	150,651	148,819

JPMorgan Investor Services J.P.Morgan

BOILERMAKERS NATIONAL ANNUITY TRUST
E.I.N. 48-1029345 PLAN NO. 001
SCHEDULE H, LINE 4i—SCHEDULE OF ASSETS (HELD AT END OF YEAR) (CONTINUED)
DECEMBER 31, 2022

FD491 PAGE 81
SCHEDULE H (FORM 5500 - 4I-1) BANK OF LABOR - MONTHLY C 18661
SCHEDULE OF ASSETS HELD FOR
INVESTMENT PURPOSES AT END OF YEAR BASE CURRENCY: USD AS OF DECEMBER 31,2022

IDENTITY OF ISSUE, BORROWER, LESSOR	DESCRIPTION OF INVESTMENT	SHARES / PAR	COST	CURRENT VALUE
876448EC1 TARRANT REGL WTR DIST TEX WTR TRANSMISSI	SEMI-ANN. 1.550% 09/01/2030	1,150,000.000	1,134,958	911,185
88275FNW5 TEXAS ST DEPT OF HSG & CMNTY AFFAIRS SIN	SEMI-ANN. 3.000% 03/01/2046	260,000.000	259,025	235,252
88272J7Y5 TEXAS ST GO AND REF BDS 2017 08/FEB/2017	SEMI-ANN. 3.721% 10/01/2031	1,000,000.000	1,167,030	924,439
882806HT2 TEXAS TECH UNIV REVS TAXABLE FING SYS RE	SEMI-ANN. 2.748% 02/15/2040	1,700,000.000	1,751,000	1,192,391
889384FA6 TOLEDO OHIO SPL OBLIG TAXABLE INDL DEV R	SEMI-ANN. 3.375% 12/01/2039	460,000.000	475,957	354,249
891371AQ9 TORRANCE CALIF JT PWRS FING AUTH LEASE R	SEMI-ANN. 3.703% 10/01/2039	1,450,000.000	1,568,578	1,156,394
899124MB8 TULARE CALIF SWR REV TAXABLE REF BDS 202	SEMI-ANN. 1.298% 11/15/2024	150,000.000	143,793	140,680
903674AU3 UKIAH CALIF PUB FING AUTH LEASE REV TAXA	SEMI-ANN. 3.206% 04/01/2031	350,000.000	370,041	295,016
90586ABH6 UNION CITY CALIF CMNTY REDEV AGY SUCCESS	SEMI-ANN. 3.750% 10/01/2025	270,000.000	280,311	261,342
9143534F1 UNIVERSITY ILL UNIV REVS TAXABLE AUXILIA	SEMI-ANN. 4.000% 04/01/2027	880,000.000	990,202	848,968
9143534Y0 UNIVERSITY ILL UNIV REVS TAXABLE AUXILIA	SEMI-ANN. 3.900% 04/01/2044	750,000.000	819,375	591,882
914729ST6 UNIVERSITY NORTH TEX UNIV REV REV FINC S	SEMI-ANN. 3.757% 04/15/2031	690,000.000	770,558	625,535
91756TAV3 UTAH ST MUN PWR AGY PWR SUPPLY SYS REV R	SEMI-ANN. 3.806% 07/01/2036	360,000.000	384,156	308,473
92812VFP6 VIRGINIA ST HSG DEV AUTH RENTAL HSG BDS	SEMI-ANN. 3.600% 12/01/2027	490,000.000	517,435	466,207
92812VK47 VIRGINIA ST HSG DEV AUTH RENTAL HSG TAXA	SEMI-ANN. 2.513% 09/01/2035	680,000.000	695,960	515,556
929833BQ3 WACO TEX EDL FIN CORP REV TAXABLE REF BD	SEMI-ANN. 1.686% 03/01/2028	250,000.000	220,640	212,948

JPMorgan Investor Services J.P.Morgan

BOILERMAKERS NATIONAL ANNUITY TRUST
E.I.N. 48-1029345 PLAN NO. 001
SCHEDULE H, LINE 4i—SCHEDULE OF ASSETS (HELD AT END OF YEAR) (CONTINUED)
DECEMBER 31, 2022

FD491 PAGE 82
SCHEDULE H (FORM 5500 - 4I-1) BANK OF LABOR - MONTHLY C 18661
SCHEDULE OF ASSETS HELD FOR
INVESTMENT PURPOSES AT END OF YEAR BASE CURRENCY: USD AS OF DECEMBER 31,2022

IDENTITY OF ISSUE, BORROWER, LESSOR	DESCRIPTION OF INVESTMENT SHARES / PAR	COST	CURRENT VALUE
9397813F5 WASHINGTON ST HIGHER ED FACS AUTH REV TA	SEMI-ANN. 2.689% 10/01/2030 865,000.000	912,220	704,012
93978PML8 WASHINGTON ST HSG FIN COMMN MULTIFAMILY	SEMI-ANN. 3.500% 07/01/2030 500,000.000	513,485	503,394
960895YZ7 WESTMORELAND CNTY PA GO TAXABLE BDS 2021	SEMI-ANN. 1.710% 08/15/2028 750,000.000	755,445	620,015
963270HD8 WHEELING W VA WTRWKS & SEW SYS REV TAXAB	SEMI-ANN. 2.212% 06/01/2032 500,000.000	509,405	391,975
968257QQ1 WILKES-BARRE PA FEDERALLY TAXABLE GO NTS	SEMI-ANN. 4.959% 11/15/2032 400,000.000	456,520	390,286
974450N95 WINNEBAGO CNTY ILL TAXABLE GO BDS 2018 0	SEMI-ANN. 4.340% 12/30/2028 190,000.000	193,099	183,445
976595GW2 WISCONSIN CTR DIST WIS TAX REV TAXABLE J	SEMI-ANN. 2.113% 12/15/2026 1,015,000.000	1,015,000	901,782
977100GH3 WISCONSIN ST GEN FD ANNUAL APPROPRIATION	SEMI-ANN. 3.154% 05/01/2027 750,000.000	749,423	700,757
98267LAB1 WYANDOTTE CNTY/KANS CITY KANS UNI GOVT S	SEMI-ANN. 6.750% 12/01/2027 3,580,000.000	3,868,962	3,719,600
98464TAL3 YAMHILL CNTY ORE REV TAXABLE REF BDS 202	SEMI-ANN. 4.500% 10/01/2030 835,000.000	863,866	806,295
98816PDE9 YSLETA TEX INDPT SCH DIST TAXABLE UNLTD	SEMI-ANN. 5.000% 08/15/2028 635,000.000	820,782	642,723
TOTAL STATE AND MUNICIPAL SECURITIES		111,703,755	95,876,599
FOREIGN GOVERNMENT AND AGENCY SECURITIES			
200447AL4 COMISION FEDERAL DE ELECTRICIDAD CALLABL	SEMI-ANN. 4.688% 05/15/2029 230,000.000	229,954	203,419
200447AH3 COMISION FEDERAL DE ELECTRICIDAD CALLABL	SEMI-ANN. 3.348% 02/09/2031 435,000.000	427,050	339,531
29245JAM4 EMPRESA NACIONAL DEL PETROLEO CALLABLE B	SEMI-ANN. 3.450% 09/16/2031 410,000.000	410,438	345,065

JPMorgan Investor Services J.P.Morgan

BOILERMAKERS NATIONAL ANNUITY TRUST
E.I.N. 48-1029345 PLAN NO. 001
SCHEDULE H, LINE 4i—SCHEDULE OF ASSETS (HELD AT END OF YEAR) (CONTINUED)
DECEMBER 31, 2022

FD491 PAGE 83
SCHEDULE H (FORM 5500 - 4I-1) BANK OF LABOR - MONTHLY C 18661
SCHEDULE OF ASSETS HELD FOR
INVESTMENT PURPOSES AT END OF YEAR BASE CURRENCY: USD AS OF DECEMBER 31,2022

IDENTITY OF ISSUE, BORROWER, LESSOR	DESCRIPTION OF INVESTMENT SHARES / PAR	COST	CURRENT VALUE
71654QCG5 PETROLEOS MEXICANOS CALLABLE BOND FIXED	SEMI-ANN. 6.500% 03/13/2027 620,000.000	666,623	565,700
195325DZ5 REPUBLIC OF COLOMBIA CALLABLE BOND FIXED	SEMI-ANN. 3.250% 04/22/2032 480,000.000	473,544	348,967
TOTAL FOREIGN GOVERNMENT AND AGENCY SECURITIES		2,207,610	1,802,681
FOREIGN CURRENCY CONTRACTS (WITH GAINS)			
CCTJPY CURRENCY CONTRACT - JPY	VALUE DATE: 01/04/2023	0	70
TOTAL FOREIGN CURRENCY CONTRACTS (WITH GAINS)		0	70
TOTAL GENERAL INVESTMENTS - OTHER		113,911,364	97,679,350
TOTAL GENERAL INVESTMENTS		1,024,050,059	1,069,818,552

JPMorgan Investor Services J.P.Morgan