

Form 5500

Annual Return/Report of Employee Benefit Plan

OMB Nos. 1210-0110 1210-0089

2023

This Form is Open to Public Inspection

Department of the Treasury Internal Revenue Service

Department of Labor Employee Benefits Security Administration

Pension Benefit Guaranty Corporation

This form is required to be filed for employee benefit plans under sections 104 and 4065 of the Employee Retirement Income Security Act of 1974 (ERISA) and sections 6057(b) and 6058(a) of the Internal Revenue Code (the Code).

Complete all entries in accordance with the instructions to the Form 5500.

Part I Annual Report Identification Information

For calendar plan year 2023 or fiscal plan year beginning 07/01/2023 and ending 06/30/2024

- A This return/report is for: [X] a multiemployer plan [] a multiple-employer plan... B This return/report is: [] a single-employer plan [] a DFE... C If the plan is a collectively-bargained plan, check here... [X] D Check box if filing under: [X] Form 5558 [] automatic extension... E If this is a retroactively adopted plan permitted by SECURE Act section 201, check here... []

Part II Basic Plan Information—enter all requested information

1a Name of plan: PLUMBERS LOCAL 68 PENSION PLAN OF DEFINED CONTRIBUTION BENEFITS
1b Three-digit plan number (PN): 001
1c Effective date of plan: 06/20/1964
2a Plan sponsor's name (employer, if for a single-employer plan): PLUMBERS LOCAL NO. 68 PENSION PLAN OF DEFINED CONTRIBUTION BENEFITS
2b Employer Identification Number (EIN): 90-1259351
2c Plan Sponsor's telephone number: 713-869-2592
2d Business code (see instructions): 525100

Caution: A penalty for the late or incomplete filing of this return/report will be assessed unless reasonable cause is established.

Under penalties of perjury and other penalties set forth in the instructions, I declare that I have examined this return/report, including accompanying schedules, statements and attachments, as well as the electronic version of this return/report, and to the best of my knowledge and belief, it is true, correct, and complete.

Table with 4 columns: SIGN HERE, Signature of plan administrator, Date, Enter name of individual signing as plan administrator. Includes rows for employer/plan sponsor and DFE.

For Paperwork Reduction Act Notice, see the Instructions for Form 5500.

Form 5500 (2023) v. 230707

3a Plan administrator's name and address <input checked="" type="checkbox"/> Same as Plan Sponsor	3b Administrator's EIN	
	3c Administrator's telephone number	
4 If the name and/or EIN of the plan sponsor or the plan name has changed since the last return/report filed for this plan, enter the plan sponsor's name, EIN, the plan name and the plan number from the last return/report: a Sponsor's name c Plan Name	4b EIN	
	4d PN	
5 Total number of participants at the beginning of the plan year	5	2846
6 Number of participants as of the end of the plan year unless otherwise stated (welfare plans complete only lines 6a(1) , 6a(2) , 6b , 6c , and 6d). a(1) Total number of active participants at the beginning of the plan year a(2) Total number of active participants at the end of the plan year b Retired or separated participants receiving benefits c Other retired or separated participants entitled to future benefits d Subtotal. Add lines 6a(2) , 6b , and 6c e Deceased participants whose beneficiaries are receiving or are entitled to receive benefits f Total. Add lines 6d and 6e g(1) Number of participants with account balances as of the beginning of the plan year (only defined contribution plans complete this item) g(2) Number of participants with account balances as of the end of the plan year (only defined contribution plans complete this item) h Number of participants who terminated employment during the plan year with accrued benefits that were less than 100% vested.....	6a(1)	2846
	6a(2)	1628
	6b	582
	6c	462
	6d	2672
	6e	153
	6f	2825
	6g(2)	2825
7 Enter the total number of employers obligated to contribute to the plan (only multiemployer plans complete this item).....	7	63

8a If the plan provides pension benefits, enter the applicable pension feature codes from the List of Plan Characteristics Codes in the instructions:
2C 2J 3D

b If the plan provides welfare benefits, enter the applicable welfare feature codes from the List of Plan Characteristics Codes in the instructions:

9a Plan funding arrangement (check all that apply)	9b Plan benefit arrangement (check all that apply)
(1) <input type="checkbox"/> Insurance	(1) <input type="checkbox"/> Insurance
(2) <input type="checkbox"/> Code section 412(e)(3) insurance contracts	(2) <input type="checkbox"/> Code section 412(e)(3) insurance contracts
(3) <input checked="" type="checkbox"/> Trust	(3) <input checked="" type="checkbox"/> Trust
(4) <input type="checkbox"/> General assets of the sponsor	(4) <input type="checkbox"/> General assets of the sponsor

10 Check all applicable boxes in 10a and 10b to indicate which schedules are attached, and, where indicated, enter the number attached. (See instructions)

a Pension Schedules	b General Schedules
(1) <input type="checkbox"/> R (Retirement Plan Information)	(1) <input checked="" type="checkbox"/> H (Financial Information)
(2) <input type="checkbox"/> MB (Multiemployer Defined Benefit Plan and Certain Money Purchase Plan Actuarial Information) - signed by the plan actuary	(2) <input type="checkbox"/> I (Financial Information – Small Plan)
(3) <input type="checkbox"/> SB (Single-Employer Defined Benefit Plan Actuarial Information) - signed by the plan actuary	(3) <input type="checkbox"/> A (Insurance Information) – Number Attached _____
(4) <input type="checkbox"/> DCG (Individual Plan Information) – Number Attached _____	(4) <input checked="" type="checkbox"/> C (Service Provider Information)
(5) <input type="checkbox"/> MEP (Multiple-Employer Retirement Plan Information)	(5) <input type="checkbox"/> D (DFE/Participating Plan Information)
	(6) <input type="checkbox"/> G (Financial Transaction Schedules)

Part III Form M-1 Compliance Information (to be completed by welfare benefit plans)

11a If the plan provides welfare benefits, was the plan subject to the Form M-1 filing requirements during the plan year? (See instructions and 29 CFR 2520.101-2.) Yes No

If "Yes" is checked, complete lines 11b and 11c.

11b Is the plan currently in compliance with the Form M-1 filing requirements? (See instructions and 29 CFR 2520.101-2.) Yes No

11c Enter the Receipt Confirmation Code for the 2023 Form M-1 annual report. If the plan was not required to file the 2023 Form M-1 annual report, enter the Receipt Confirmation Code for the most recent Form M-1 that was required to be filed under the Form M-1 filing requirements. (Failure to enter a valid Receipt Confirmation Code will subject the Form 5500 filing to rejection as incomplete.)

Receipt Confirmation Code _____

SCHEDULE C (Form 5500) <small>Department of the Treasury Internal Revenue Service</small> <small>Department of Labor Employee Benefits Security Administration</small> <small>Pension Benefit Guaranty Corporation</small>	Service Provider Information This schedule is required to be filed under section 104 of the Employee Retirement Income Security Act of 1974 (ERISA). ▶ File as an attachment to Form 5500.	<small>OMB No. 1210-0110</small> 2023 This Form is Open to Public Inspection.
--	--	---

For calendar plan year 2023 or fiscal plan year beginning **07/01/2023** and ending **06/30/2024**

A Name of plan PLUMBERS LOCAL 68 PENSION PLAN OF DEFINED CONTRIBUTION BENEFITS	B Three-digit plan number (PN) ▶	001
C Plan sponsor's name as shown on line 2a of Form 5500 PLUMBERS LOCAL NO. 68 PENSION PLAN OF DEFINED CONTRIBUTION BENEFITS	D Employer Identification Number (EIN) 90-1259351	

Part I Service Provider Information (see instructions)

You must complete this Part, in accordance with the instructions, to report the information required for **each person** who received, directly or indirectly, \$5,000 or more in total compensation (i.e., money or anything else of monetary value) in connection with services rendered to the plan or the person's position with the plan during the plan year. If a person received **only** eligible indirect compensation for which the plan received the required disclosures, you are required to answer line 1 but are not required to include that person when completing the remainder of this Part.

1 Information on Persons Receiving Only Eligible Indirect Compensation

a Check "Yes" or "No" to indicate whether you are excluding a person from the remainder of this Part because they received only eligible indirect compensation for which the plan received the required disclosures (see instructions for definitions and conditions)..... Yes No

b If you answered line 1a "Yes," enter the name and EIN or address of each person providing the required disclosures for the service providers who received only eligible indirect compensation. Complete as many entries as needed (see instructions).

(b) Enter name and EIN or address of person who provided you disclosures on eligible indirect compensation

(b) Enter name and EIN or address of person who provided you disclosures on eligible indirect compensation

(b) Enter name and EIN or address of person who provided you disclosures on eligible indirect compensation

(b) Enter name and EIN or address of person who provided you disclosures on eligible indirect compensation

(b) Enter name and EIN or address of person who provided you disclosures on eligible indirect compensation

(b) Enter name and EIN or address of person who provided you disclosures on eligible indirect compensation

(b) Enter name and EIN or address of person who provided you disclosures on eligible indirect compensation

(b) Enter name and EIN or address of person who provided you disclosures on eligible indirect compensation

(b) Enter name and EIN or address of person who provided you disclosures on eligible indirect compensation

(b) Enter name and EIN or address of person who provided you disclosures on eligible indirect compensation

(b) Enter name and EIN or address of person who provided you disclosures on eligible indirect compensation

(b) Enter name and EIN or address of person who provided you disclosures on eligible indirect compensation

2. Information on Other Service Providers Receiving Direct or Indirect Compensation. Except for those persons for whom you answered "Yes" to line 1a above, complete as many entries as needed to list each person receiving, directly or indirectly, \$5,000 or more in total compensation (i.e., money or anything else of value) in connection with services rendered to the plan or their position with the plan during the plan year. (See instructions).

(a) Enter name and EIN or address (see instructions)

MORGAN STANLEY

1300 POST OAK BLVD SUITE 900
HOUSTON, TX 77056

(b) Service Code(s)	(c) Relationship to employer, employee organization, or person known to be a party-in-interest	(d) Enter direct compensation paid by the plan. If none, enter -0-.	(e) Did service provider receive indirect compensation? (sources other than plan or plan sponsor)	(f) Did indirect compensation include eligible indirect compensation, for which the plan received the required disclosures?	(g) Enter total indirect compensation received by service provider excluding eligible indirect compensation for which you answered "Yes" to element (f). If none, enter -0-.	(h) Did the service provider give you a formula instead of an amount or estimated amount?
27		293062	Yes <input type="checkbox"/> No <input checked="" type="checkbox"/>	Yes <input type="checkbox"/> No <input type="checkbox"/>		Yes <input type="checkbox"/> No <input type="checkbox"/>

(a) Enter name and EIN or address (see instructions)

ISSI

TWO EXECUTIVE CAMPUS SUITE 400
CHERRY HILL, NJ 08002

23-2182079

(b) Service Code(s)	(c) Relationship to employer, employee organization, or person known to be a party-in-interest	(d) Enter direct compensation paid by the plan. If none, enter -0-.	(e) Did service provider receive indirect compensation? (sources other than plan or plan sponsor)	(f) Did indirect compensation include eligible indirect compensation, for which the plan received the required disclosures?	(g) Enter total indirect compensation received by service provider excluding eligible indirect compensation for which you answered "Yes" to element (f). If none, enter -0-.	(h) Did the service provider give you a formula instead of an amount or estimated amount?
15		237957	Yes <input type="checkbox"/> No <input checked="" type="checkbox"/>	Yes <input type="checkbox"/> No <input type="checkbox"/>		Yes <input type="checkbox"/> No <input type="checkbox"/>

(a) Enter name and EIN or address (see instructions)

DAVID BOWMAN

454 LINK ROAD
HOUSTON, TX 77009

51-6127760

(b) Service Code(s)	(c) Relationship to employer, employee organization, or person known to be a party-in-interest	(d) Enter direct compensation paid by the plan. If none, enter -0-.	(e) Did service provider receive indirect compensation? (sources other than plan or plan sponsor)	(f) Did indirect compensation include eligible indirect compensation, for which the plan received the required disclosures?	(g) Enter total indirect compensation received by service provider excluding eligible indirect compensation for which you answered "Yes" to element (f). If none, enter -0-.	(h) Did the service provider give you a formula instead of an amount or estimated amount?
30		125997	Yes <input type="checkbox"/> No <input checked="" type="checkbox"/>	Yes <input type="checkbox"/> No <input type="checkbox"/>		Yes <input type="checkbox"/> No <input type="checkbox"/>

2. Information on Other Service Providers Receiving Direct or Indirect Compensation. Except for those persons for whom you answered "Yes" to line 1a above, complete as many entries as needed to list each person receiving, directly or indirectly, \$5,000 or more in total compensation (i.e., money or anything else of value) in connection with services rendered to the plan or their position with the plan during the plan year. (See instructions).

(a) Enter name and EIN or address (see instructions)

HARPER & PEARSON COMPANY PC

ONE RIVERWAY SUITE 1900
HOUSTON, TX 77056

74-1695589

(b) Service Code(s)	(c) Relationship to employer, employee organization, or person known to be a party-in-interest	(d) Enter direct compensation paid by the plan. If none, enter -0-.	(e) Did service provider receive indirect compensation? (sources other than plan or plan sponsor)	(f) Did indirect compensation include eligible indirect compensation, for which the plan received the required disclosures?	(g) Enter total indirect compensation received by service provider excluding eligible indirect compensation for which you answered "Yes" to element (f). If none, enter -0-.	(h) Did the service provider give you a formula instead of an amount or estimated amount?
10		106943	Yes <input type="checkbox"/> No <input type="checkbox"/>	Yes <input type="checkbox"/> No <input type="checkbox"/>	0	Yes <input type="checkbox"/> No <input type="checkbox"/>

(a) Enter name and EIN or address (see instructions)

DENICE MEIDINGER

454 LINK ROAD
HOUSTON, TX 77009

51-6127760

(b) Service Code(s)	(c) Relationship to employer, employee organization, or person known to be a party-in-interest	(d) Enter direct compensation paid by the plan. If none, enter -0-.	(e) Did service provider receive indirect compensation? (sources other than plan or plan sponsor)	(f) Did indirect compensation include eligible indirect compensation, for which the plan received the required disclosures?	(g) Enter total indirect compensation received by service provider excluding eligible indirect compensation for which you answered "Yes" to element (f). If none, enter -0-.	(h) Did the service provider give you a formula instead of an amount or estimated amount?
30		71642	Yes <input type="checkbox"/> No <input checked="" type="checkbox"/>	Yes <input type="checkbox"/> No <input type="checkbox"/>		Yes <input type="checkbox"/> No <input type="checkbox"/>

(a) Enter name and EIN or address (see instructions)

WENDY CLEMENTS

454 LINK ROAD
HOUSTON, TX 77009

51-6127760

(b) Service Code(s)	(c) Relationship to employer, employee organization, or person known to be a party-in-interest	(d) Enter direct compensation paid by the plan. If none, enter -0-.	(e) Did service provider receive indirect compensation? (sources other than plan or plan sponsor)	(f) Did indirect compensation include eligible indirect compensation, for which the plan received the required disclosures?	(g) Enter total indirect compensation received by service provider excluding eligible indirect compensation for which you answered "Yes" to element (f). If none, enter -0-.	(h) Did the service provider give you a formula instead of an amount or estimated amount?
30		69351	Yes <input type="checkbox"/> No <input checked="" type="checkbox"/>	Yes <input type="checkbox"/> No <input type="checkbox"/>		Yes <input type="checkbox"/> No <input type="checkbox"/>

2. Information on Other Service Providers Receiving Direct or Indirect Compensation. Except for those persons for whom you answered "Yes" to line 1a above, complete as many entries as needed to list each person receiving, directly or indirectly, \$5,000 or more in total compensation (i.e., money or anything else of value) in connection with services rendered to the plan or their position with the plan during the plan year. (See instructions).

(a) Enter name and EIN or address (see instructions)

TINIA SIMMONS

454 LINK ROAD
HOUSTON, TX 77009

51-6127760

(b) Service Code(s)	(c) Relationship to employer, employee organization, or person known to be a party-in-interest	(d) Enter direct compensation paid by the plan. If none, enter -0-.	(e) Did service provider receive indirect compensation? (sources other than plan or plan sponsor)	(f) Did indirect compensation include eligible indirect compensation, for which the plan received the required disclosures?	(g) Enter total indirect compensation received by service provider excluding eligible indirect compensation for which you answered "Yes" to element (f). If none, enter -0-.	(h) Did the service provider give you a formula instead of an amount or estimated amount?
30		69339	Yes <input type="checkbox"/> No <input checked="" type="checkbox"/>	Yes <input type="checkbox"/> No <input type="checkbox"/>		Yes <input type="checkbox"/> No <input type="checkbox"/>

(a) Enter name and EIN or address (see instructions)

SAMANTHA ADKINSON

454 LINK ROAD
HOUSTON, TX 77009

51-6127760

(b) Service Code(s)	(c) Relationship to employer, employee organization, or person known to be a party-in-interest	(d) Enter direct compensation paid by the plan. If none, enter -0-.	(e) Did service provider receive indirect compensation? (sources other than plan or plan sponsor)	(f) Did indirect compensation include eligible indirect compensation, for which the plan received the required disclosures?	(g) Enter total indirect compensation received by service provider excluding eligible indirect compensation for which you answered "Yes" to element (f). If none, enter -0-.	(h) Did the service provider give you a formula instead of an amount or estimated amount?
30		64929	Yes <input type="checkbox"/> No <input checked="" type="checkbox"/>	Yes <input type="checkbox"/> No <input type="checkbox"/>		Yes <input type="checkbox"/> No <input type="checkbox"/>

(a) Enter name and EIN or address (see instructions)

PATRICK FLYNN

1225 N LOOP WEST SUITE 1000
HOUSTON, TX 77008

76-0385614

(b) Service Code(s)	(c) Relationship to employer, employee organization, or person known to be a party-in-interest	(d) Enter direct compensation paid by the plan. If none, enter -0-.	(e) Did service provider receive indirect compensation? (sources other than plan or plan sponsor)	(f) Did indirect compensation include eligible indirect compensation, for which the plan received the required disclosures?	(g) Enter total indirect compensation received by service provider excluding eligible indirect compensation for which you answered "Yes" to element (f). If none, enter -0-.	(h) Did the service provider give you a formula instead of an amount or estimated amount?
29		45738	Yes <input type="checkbox"/> No <input checked="" type="checkbox"/>	Yes <input type="checkbox"/> No <input type="checkbox"/>		Yes <input type="checkbox"/> No <input type="checkbox"/>

2. Information on Other Service Providers Receiving Direct or Indirect Compensation. Except for those persons for whom you answered "Yes" to line 1a above, complete as many entries as needed to list each person receiving, directly or indirectly, \$5,000 or more in total compensation (i.e., money or anything else of value) in connection with services rendered to the plan or their position with the plan during the plan year. (See instructions).

(a) Enter name and EIN or address (see instructions)

HAPJAC

454 LINK ROAD
HOUSTON, TX 77009

74-1187107

(b) Service Code(s)	(c) Relationship to employer, employee organization, or person known to be a party-in-interest	(d) Enter direct compensation paid by the plan. If none, enter -0-.	(e) Did service provider receive indirect compensation? (sources other than plan or plan sponsor)	(f) Did indirect compensation include eligible indirect compensation, for which the plan received the required disclosures?	(g) Enter total indirect compensation received by service provider excluding eligible indirect compensation for which you answered "Yes" to element (f). If none, enter -0-.	(h) Did the service provider give you a formula instead of an amount or estimated amount?
49		36000	Yes <input type="checkbox"/> No <input checked="" type="checkbox"/>	Yes <input type="checkbox"/> No <input type="checkbox"/>		Yes <input type="checkbox"/> No <input type="checkbox"/>

(a) Enter name and EIN or address (see instructions)

DENA WALTERS

454 LINK ROAD
HOUSTON, TX 77009

51-6127760

(b) Service Code(s)	(c) Relationship to employer, employee organization, or person known to be a party-in-interest	(d) Enter direct compensation paid by the plan. If none, enter -0-.	(e) Did service provider receive indirect compensation? (sources other than plan or plan sponsor)	(f) Did indirect compensation include eligible indirect compensation, for which the plan received the required disclosures?	(g) Enter total indirect compensation received by service provider excluding eligible indirect compensation for which you answered "Yes" to element (f). If none, enter -0-.	(h) Did the service provider give you a formula instead of an amount or estimated amount?
30		20775	Yes <input type="checkbox"/> No <input checked="" type="checkbox"/>	Yes <input type="checkbox"/> No <input type="checkbox"/>		Yes <input type="checkbox"/> No <input type="checkbox"/>

(a) Enter name and EIN or address (see instructions)

SEGAL

5057 KELLER SPRINGS ROAD SUITE 110
ADDISON, TX 75011

94-1503999

(b) Service Code(s)	(c) Relationship to employer, employee organization, or person known to be a party-in-interest	(d) Enter direct compensation paid by the plan. If none, enter -0-.	(e) Did service provider receive indirect compensation? (sources other than plan or plan sponsor)	(f) Did indirect compensation include eligible indirect compensation, for which the plan received the required disclosures?	(g) Enter total indirect compensation received by service provider excluding eligible indirect compensation for which you answered "Yes" to element (f). If none, enter -0-.	(h) Did the service provider give you a formula instead of an amount or estimated amount?
17		11955	Yes <input type="checkbox"/> No <input checked="" type="checkbox"/>	Yes <input type="checkbox"/> No <input type="checkbox"/>		Yes <input type="checkbox"/> No <input type="checkbox"/>

Part I Service Provider Information (continued)

3. If you reported on line 2 receipt of indirect compensation, other than eligible indirect compensation, by a service provider, and the service provider is a fiduciary or provides contract administrator, consulting, custodial, investment advisory, investment management, broker, or recordkeeping services, answer the following questions for (a) each source from whom the service provider received \$1,000 or more in indirect compensation and (b) each source for whom the service provider gave you a formula used to determine the indirect compensation instead of an amount or estimated amount of the indirect compensation. Complete as many entries as needed to report the required information for each source.

(a) Enter service provider name as it appears on line 2	(b) Service Codes (see instructions)	(c) Enter amount of indirect compensation
(d) Enter name and EIN (address) of source of indirect compensation	(e) Describe the indirect compensation, including any formula used to determine the service provider's eligibility for or the amount of the indirect compensation.	
(a) Enter service provider name as it appears on line 2	(b) Service Codes (see instructions)	(c) Enter amount of indirect compensation
(d) Enter name and EIN (address) of source of indirect compensation	(e) Describe the indirect compensation, including any formula used to determine the service provider's eligibility for or the amount of the indirect compensation.	
(a) Enter service provider name as it appears on line 2	(b) Service Codes (see instructions)	(c) Enter amount of indirect compensation
(d) Enter name and EIN (address) of source of indirect compensation	(e) Describe the indirect compensation, including any formula used to determine the service provider's eligibility for or the amount of the indirect compensation.	

Part II Service Providers Who Fail or Refuse to Provide Information

4 Provide, to the extent possible, the following information for each service provider who failed or refused to provide the information necessary to complete this Schedule.

(a) Enter name and EIN or address of service provider (see instructions)	(b) Nature of Service Code(s)	(c) Describe the information that the service provider failed or refused to provide

(a) Enter name and EIN or address of service provider (see instructions)	(b) Nature of Service Code(s)	(c) Describe the information that the service provider failed or refused to provide

(a) Enter name and EIN or address of service provider (see instructions)	(b) Nature of Service Code(s)	(c) Describe the information that the service provider failed or refused to provide

(a) Enter name and EIN or address of service provider (see instructions)	(b) Nature of Service Code(s)	(c) Describe the information that the service provider failed or refused to provide

(a) Enter name and EIN or address of service provider (see instructions)	(b) Nature of Service Code(s)	(c) Describe the information that the service provider failed or refused to provide

(a) Enter name and EIN or address of service provider (see instructions)	(b) Nature of Service Code(s)	(c) Describe the information that the service provider failed or refused to provide

Part III Termination Information on Accountants and Enrolled Actuaries (see instructions)
(complete as many entries as needed)

a Name:	b EIN:
c Position:	
d Address:	e Telephone:

Explanation:

a Name:	b EIN:
c Position:	
d Address:	e Telephone:

Explanation:

a Name:	b EIN:
c Position:	
d Address:	e Telephone:

Explanation:

a Name:	b EIN:
c Position:	
d Address:	e Telephone:

Explanation:

a Name:	b EIN:
c Position:	
d Address:	e Telephone:

Explanation:

SCHEDULE H (Form 5500) <small>Department of the Treasury Internal Revenue Service</small> <small>Department of Labor Employee Benefits Security Administration</small> <small>Pension Benefit Guaranty Corporation</small>	Financial Information This schedule is required to be filed under section 104 of the Employee Retirement Income Security Act of 1974 (ERISA), and section 6058(a) of the Internal Revenue Code (the Code). ▶ File as an attachment to Form 5500.	OMB No. 1210-0110 2023 This Form is Open to Public Inspection
--	--	---

For calendar plan year 2023 or fiscal plan year beginning **07/01/2023** and ending **06/30/2024**

A Name of plan PLUMBERS LOCAL 68 PENSION PLAN OF DEFINED CONTRIBUTION BENEFITS	B Three-digit plan number (PN)	001
C Plan sponsor's name as shown on line 2a of Form 5500 PLUMBERS LOCAL NO. 68 PENSION PLAN OF DEFINED CONTRIBUTION BENEFITS	D Employer Identification Number (EIN) 90-1259351	

Part I Asset and Liability Statement

1 Current value of plan assets and liabilities at the beginning and end of the plan year. Combine the value of plan assets held in more than one trust. Report the value of the plan's interest in a commingled fund containing the assets of more than one plan on a line-by-line basis unless the value is reportable on lines 1c(9) through 1c(14). Do not enter the value of that portion of an insurance contract which guarantees, during this plan year, to pay a specific dollar benefit at a future date. **Round off amounts to the nearest dollar.** MTIAs, CCTs, PSAs, and 103-12 IEs do not complete lines 1b(1), 1b(2), 1c(8), 1g, 1h, and 1i. CCTs, PSAs, and 103-12 IEs also do not complete lines 1d and 1e. See instructions.

		(a) Beginning of Year	(b) End of Year
Assets			
a Total noninterest-bearing cash	1a	484222	468832
b Receivables (less allowance for doubtful accounts):			
(1) Employer contributions	1b(1)	135607	144672
(2) Participant contributions	1b(2)		
(3) Other	1b(3)	54472	36690
c General investments:			
(1) Interest-bearing cash (include money market accounts & certificates of deposit)	1c(1)	976666	1149367
(2) U.S. Government securities	1c(2)	11904114	12780988
(3) Corporate debt instruments (other than employer securities):			
(A) Preferred	1c(3)(A)		
(B) All other	1c(3)(B)	1772319	1013249
(4) Corporate stocks (other than employer securities):			
(A) Preferred	1c(4)(A)		
(B) Common	1c(4)(B)	35640168	38833511
(5) Partnership/joint venture interests	1c(5)		
(6) Real estate (other than employer real property)	1c(6)		
(7) Loans (other than to participants)	1c(7)		
(8) Participant loans	1c(8)		
(9) Value of interest in common/collective trusts	1c(9)		
(10) Value of interest in pooled separate accounts	1c(10)		
(11) Value of interest in master trust investment accounts	1c(11)		
(12) Value of interest in 103-12 investment entities	1c(12)		
(13) Value of interest in registered investment companies (e.g., mutual funds)	1c(13)	4335390	4806383
(14) Value of funds held in insurance company general account (unallocated contracts)	1c(14)		
(15) Other	1c(15)	1133773	1069641

1d Employer-related investments:		(a) Beginning of Year	(b) End of Year
(1) Employer securities	1d(1)		
(2) Employer real property	1d(2)		
e Buildings and other property used in plan operation	1e		
f Total assets (add all amounts in lines 1a through 1e)	1f	56436731	60303333
Liabilities			
g Benefit claims payable	1g		
h Operating payables	1h	82574	195855
i Acquisition indebtedness	1i		
j Other liabilities	1j		
k Total liabilities (add all amounts in lines 1g through 1j)	1k	82574	195855
Net Assets			
l Net assets (subtract line 1k from line 1f)	1l	56354157	60107478

Part II Income and Expense Statement

2 Plan income, expenses, and changes in net assets for the year. Include all income and expenses of the plan, including any trust(s) or separately maintained fund(s) and any payments/receipts to/from insurance carriers. Round off amounts to the nearest dollar. MTIAs, CCTs, PSAs, and 103-12 IEs do not complete lines 2a, 2b(1)(E), 2e, 2f, and 2g.

Income		(a) Amount	(b) Total
a Contributions:			
(1) Received or receivable in cash from: (A) Employers	2a(1)(A)	1893151	
(B) Participants	2a(1)(B)	128049	
(C) Others (including rollovers)	2a(1)(C)		
(2) Noncash contributions	2a(2)		2021200
(3) Total contributions. Add lines 2a(1)(A) , (B) , (C) , and line 2a(2)	2a(3)		
b Earnings on investments:			
(1) Interest:			
(A) Interest-bearing cash (including money market accounts and certificates of deposit)	2b(1)(A)	13690	
(B) U.S. Government securities	2b(1)(B)	430346	
(C) Corporate debt instruments	2b(1)(C)	34109	
(D) Loans (other than to participants)	2b(1)(D)		
(E) Participant loans	2b(1)(E)		
(F) Other	2b(1)(F)		
(G) Total interest. Add lines 2b(1)(A) through (F)	2b(1)(G)		478145
(2) Dividends:			
(A) Preferred stock	2b(2)(A)		
(B) Common stock	2b(2)(B)	706093	
(C) Registered investment company shares (e.g. mutual funds)	2b(2)(C)		
(D) Total dividends. Add lines 2b(2)(A) , (B) , and (C)	2b(2)(D)		706093
(3) Rents	2b(3)		
(4) Net gain (loss) on sale of assets:			
(A) Aggregate proceeds	2b(4)(A)	14924118	
(B) Aggregate carrying amount (see instructions)	2b(4)(B)	14902810	
(C) Subtract line 2b(4)(B) from line 2b(4)(A) and enter result	2b(4)(C)		21308
(5) Unrealized appreciation (depreciation) of assets:			
(A) Real estate	2b(5)(A)		
(B) Other	2b(5)(B)	3954870	
(C) Total unrealized appreciation of assets. Add lines 2b(5)(A) and (B)	2b(5)(C)		

		(a) Amount	(b) Total
(6) Net investment gain (loss) from common/collective trusts.....	2b(6)		
(7) Net investment gain (loss) from pooled separate accounts.....	2b(7)		
(8) Net investment gain (loss) from master trust investment accounts.....	2b(8)		
(9) Net investment gain (loss) from 103-12 investment entities.....	2b(9)		
(10) Net investment gain (loss) from registered investment companies (e.g., mutual funds).....	2b(10)		
c Other income.....	2c		646371
d Total income. Add all income amounts in column (b) and enter total.....	2d		7827987

Expenses

e Benefit payment and payments to provide benefits:			
(1) Directly to participants or beneficiaries, including direct rollovers.....	2e(1)	2427894	
(2) To insurance carriers for the provision of benefits.....	2e(2)		
(3) Other.....	2e(3)		
(4) Total benefit payments. Add lines 2e(1) through (3).....	2e(4)		2427894
f Corrective distributions (see instructions).....	2f		
g Certain deemed distributions of participant loans (see instructions).....	2g		
h Interest expense.....	2h		
i Administrative expenses:			
(1) Salaries and allowances.....	2i(1)		
(2) Contract administrator fees.....	2i(2)	731434	
(3) Recordkeeping fees.....	2i(3)		
(4) IQPA audit fees.....	2i(4)	106943	
(5) Investment advisory and investment management fees.....	2i(5)	293062	
(6) Bank or trust company trustee/custodial fees.....	2i(6)		
(7) Actuarial fees.....	2i(7)		
(8) Legal fees.....	2i(8)	45738	
(9) Valuation/appraisal fees.....	2i(9)		
(10) Other trustee fees and expenses.....	2i(10)	11955	
(11) Other expenses.....	2i(11)	457640	
(12) Total administrative expenses. Add lines 2i(1) through (11).....	2i(12)		1646772
j Total expenses. Add all expense amounts in column (b) and enter total.....	2j		4074666

Net Income and Reconciliation

k Net income (loss). Subtract line 2j from line 2d.....	2k		3753321
l Transfers of assets:			
(1) To this plan.....	2l(1)		
(2) From this plan.....	2l(2)		

Part III Accountant's Opinion

3 Complete lines 3a through 3c if the opinion of an independent qualified public accountant is attached to this Form 5500. Complete line 3d if an opinion is not attached.

a The attached opinion of an independent qualified public accountant for this plan is (see instructions):

(1) Unmodified (2) Qualified (3) Disclaimer (4) Adverse

b Check the appropriate box(es) to indicate whether the IQPA performed an ERISA section 103(a)(3)(C) audit. Check both boxes (1) and (2) if the audit was performed pursuant to both 29 CFR 2520.103-8 and 29 CFR 2520.103-12(d). Check box (3) if pursuant to neither.

(1) DOL Regulation 2520.103-8 (2) DOL Regulation 2520.103-12(d) (3) neither DOL Regulation 2520.103-8 nor DOL Regulation 2520.103-12(d).

c Enter the name and EIN of the accountant (or accounting firm) below:

(1) Name: HARPER & PEARSON COMPANY P.C.

(2) EIN: 74-1695589

d The opinion of an independent qualified public accountant is **not attached** as part of Schedule H because:

(1) This form is filed for a CCT, PSA, DCG or MTIA. (2) It will be attached to the next Form 5500 pursuant to 29 CFR 2520.104-50.

Part IV Compliance Questions

4 CCTs and PSAs do not complete Part IV. MTIAs, 103-12 IEs, and GIAs do not complete lines 4a, 4e, 4f, 4g, 4h, 4k, 4m, 4n, or 5. 103-12 IEs also do not complete lines 4j and 4l. MTIAs also do not complete line 4l. DCGs do not complete lines 4e, 4f, 4k, 4l, and 5, and DCGs generally complete the rest of Part IV collectively for all plans in the DCG, except as otherwise provided (see instructions).

During the plan year:

	Yes	No	Amount
a Was there a failure to transmit to the plan any participant contributions within the time period described in 29 CFR 2510.3-102? Continue to answer "Yes" for any prior year failures until fully corrected. (See instructions and DOL's Voluntary Fiduciary Correction Program.)		X	
b Were any loans by the plan or fixed income obligations due the plan in default as of the close of the plan year or classified during the year as uncollectible? Disregard participant loans secured by participant's account balance. (Attach Schedule G (Form 5500) Part I if "Yes" is checked.)		X	
c Were any leases to which the plan was a party in default or classified during the year as uncollectible? (Attach Schedule G (Form 5500) Part II if "Yes" is checked.)		X	
d Were there any nonexempt transactions with any party-in-interest? (Do not include transactions reported on line 4a. Attach Schedule G (Form 5500) Part III if "Yes" is checked.)		X	
e Was this plan covered by a fidelity bond?	X		5000000
f Did the plan have a loss, whether or not reimbursed by the plan's fidelity bond, that was caused by fraud or dishonesty?		X	
g Did the plan hold any assets whose current value was neither readily determinable on an established market nor set by an independent third party appraiser?		X	
h Did the plan receive any noncash contributions whose value was neither readily determinable on an established market nor set by an independent third party appraiser?		X	
i Did the plan have assets held for investment? (Attach schedule(s) of assets if "Yes" is checked, and see instructions for format requirements.)	X		
j Were any plan transactions or series of transactions in excess of 5% of the current value of plan assets? (Attach schedule of transactions if "Yes" is checked and see instructions for format requirements.)	X		
k Were all the plan assets either distributed to participants or beneficiaries, transferred to another plan, or brought under the control of the PBGC?		X	
l Has the plan failed to provide any benefit when due under the plan?		X	
m If this is an individual account plan, was there a blackout period? (See instructions and 29 CFR 2520.101-3.)		X	
n If 4m was answered "Yes," check the "Yes" box if you either provided the required notice or one of the exceptions to providing the notice applied under 29 CFR 2520.101-3.		X	

5a Has a resolution to terminate the plan been adopted during the plan year or any prior plan year? Yes No
If "Yes," enter the amount of any plan assets that reverted to the employer this year _____.

5b If, during this plan year, any assets or liabilities were transferred from this plan to another plan(s), identify the plan(s) to which assets or liabilities were transferred. (See instructions.)

5b(1) Name of plan(s)	5b(2) EIN(s)	5b(3) PN(s)

5c Was the plan a defined benefit plan covered under the PBGC insurance program at any time during this plan year? (See ERISA section 4021 and instructions.) Yes No Not determined

If "Yes" is checked, enter the My PAA confirmation number from the PBGC premium filing for this plan year _____.

**PLUMBERS LOCAL NO. 68 PENSION PLAN OF
DEFINED CONTRIBUTION BENEFITS**

FINANCIAL STATEMENTS

JUNE 30, 2024 AND 2023

C O N T E N T S

	<u>Page</u>
Independent Auditor's Report	2-4
Statements of Net Assets Available for Benefits	5
Statement of Changes in Net Assets Available for Benefits.....	6
Notes to Financial Statements.....	7-12
Schedule of Assets (Held at End of Year).....	13-53
Schedule of Reportable Transactions.....	54

INDEPENDENT AUDITOR'S REPORT

Board of Trustees
Plumbers Local No. 68 Pension Plan
of Defined Contribution Benefits
Houston, Texas

Opinion

We have audited the accompanying financial statements of the Plumbers Local No. 68 Pension Plan of Defined Contribution Benefits (the Plan), an employee benefit plan subject to the Employee Retirement Income Security Act of 1974 (ERISA), which comprise the statements of net assets available for benefits as of June 30, 2024 and 2023, and the related statement of changes in net assets available for benefits for the year ended June 30, 2024, and the related notes to the financial statements.

In our opinion, the financial statements referred to above present fairly, in all material respects, the net assets available for benefits of the Plan as of June 30, 2024 and 2023, and the changes in net assets available for benefits for the year ended June 30, 2024, in accordance with accounting principles generally accepted in the United States of America.

Basis for Opinion

We conducted our audits in accordance with auditing standards generally accepted in the United States of America. Our responsibilities under those standards are further described in the Auditor's Responsibilities for the Audit of the Financial Statements section of our report. We are required to be independent of the Plan and to meet our other ethical responsibilities in accordance with the relevant ethical requirements relating to our audits. We believe that the audit evidence we have obtained is sufficient and appropriate to provide a basis for our audit opinion.

Responsibilities of Trustees for the Financial Statements

The Plan's Trustees are responsible for the preparation and fair presentation of these financial statements in accordance with accounting principles generally accepted in the United States; and for the design, implementation, and maintenance of internal control relevant to the preparation and fair presentation of financial statements that are free from material misstatement, whether due to fraud or error.

In preparing the financial statements, the Trustees are required to evaluate whether there are conditions or events, considered in the aggregate, that raise substantial doubt about the Plan's ability to continue as a going concern for one year after the date the financial statements are available to be issued.

The Trustees are also responsible for maintaining a current plan instrument, including all plan amendments; administering the plan; and determining that the Plan's transactions that are presented and disclosed in the financial statements are in conformity with the plan's provision, including maintaining sufficient records with respect to each of the participants to determine the benefits due or which may become due to such participants.

Auditor's Responsibilities for the Audit of the Financial Statements

Our objectives are to obtain reasonable assurance about whether the financial statements as a whole are free from material misstatement, whether due to fraud or error, and to issue an auditor's report that includes our opinion. Reasonable assurance is a high level of assurance but is not absolute assurance and therefore is not a guarantee that an audit conducted in accordance with generally accepted auditing standards will always detect a material misstatement when it exists. The risk of not detecting a material misstatement resulting from fraud is higher than for one resulting from error, as fraud may involve collusion, forgery, intentional omissions, misrepresentations, or the override of internal control. Misstatements, including omissions, are considered material if there is a substantial likelihood that, individually or in the aggregate, they would influence the judgement made by a reasonable user based on the financial statements.

In performing an audit in accordance with generally accepted auditing standards, we:

- Exercise professional judgement and maintain professional skepticism throughout the audit.
- Identify and assess the risks of material misstatement of the financial statements, whether due to fraud or error, and design and perform audit procedures responsive to those risks. Such procedures include examining, on a test basis, evidence regarding the amounts and disclosures in the financial statements.
- Obtain an understanding of internal control relevant to the audit in order to design audit procedures that are appropriate in the circumstances, but not for the purpose of expressing an opinion on the effectiveness of the Local's internal control. Accordingly, no such opinion is expressed.
- Evaluate the appropriateness of accounting policies used and the reasonableness of significant accounting estimates made by management, as well as evaluate the overall presentation of the financial statements.
- Conclude whether, in our judgement, there are conditions or events, considered in the aggregate, that raise substantial doubt about the Local's ability to continue as a going concern for a reasonable period of time.

We are required to communicate with those charged with governance regarding, among other matters, the planned scope and timing of the audit, significant audit findings, and certain internal control related matters that we identified during the audit.

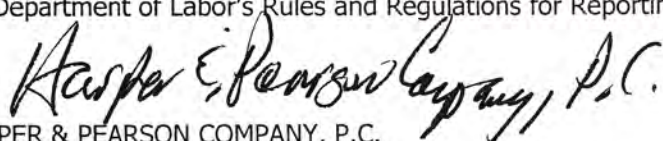
Supplemental Schedules Required by ERISA

Our audits were conducted for the purpose of forming an opinion on the financial statements taken as a whole. The supplemental schedules of assets (held at end of year) as of June 30, 2024 and reportable transactions for the year then ended are presented for the purposes of additional analysis and are not a required part of the financial statements but are supplementary information required by the Department of Labor's Rules and Regulations for Reporting and Disclosure under the Employee Retirement Income Security Act of 1974. Such information is the responsibility of the Plan's management and was derived from and relates directly to the underlying accounting and other records used to prepare the financial statements.

The information has been subjected to the auditing procedures applied in the audit of the financial statements and certain additional procedures, including comparing and reconciling such information directly to the underlying accounting and other records used to prepare the financial statements or to the financial statements themselves, and other additional procedures in accordance with generally accepted auditing standards.

In forming our opinion on the supplemental schedules, we evaluated whether the supplemental schedules, including their form and content, are presented in conformity with the Department of Labor's Rules and Regulations for Reporting and Disclosure under ERISA.

In our opinion, the information in the accompanying schedules are fairly stated, in all material respects, in relation to the financial statements as a whole, and the form and content are presented in conformity with the Department of Labor's Rules and Regulations for Reporting and Disclosures under ERISA.



HARPER & PEARSON COMPANY, P.C.

Houston, Texas
April 7, 2025

PLUMBERS LOCAL NO 68 PENSION PLAN OF DEFINED CONTRIBUTION BENEFITS
STATEMENTS OF NET ASSETS AVAILABLE FOR BENEFITS
JUNE 30, 2024 AND 2023

	2024	2023
ASSETS		
INVESTMENTS		
Money market funds	\$ 1,149,367	\$ 976,666
Mutual funds	4,806,383	4,335,390
Government securities	12,780,988	11,904,114
Common stock	38,833,511	35,640,168
Corporate bonds	1,013,249	1,772,319
Limited partnership	<u>1,069,641</u>	<u>1,133,773</u>
TOTAL INVESTMENTS	<u>59,653,139</u>	<u>55,762,430</u>
RECEIVABLES		
Employers' contributions	144,672	135,607
Other	<u>36,690</u>	<u>54,472</u>
TOTAL RECEIVABLES	<u>181,362</u>	<u>190,079</u>
CASH	<u>468,832</u>	<u>484,222</u>
TOTAL ASSETS	<u>60,303,333</u>	<u>56,436,731</u>
LIABILITIES		
Accounts payable and other payables	<u>195,855</u>	<u>82,574</u>
TOTAL LIABILITIES	<u>195,855</u>	<u>82,574</u>
NET ASSETS AVAILABLE FOR BENEFITS	<u>\$ 60,107,478</u>	<u>\$ 56,354,157</u>

See accompanying notes.

PLUMBERS LOCAL NO 68 PENSION PLAN OF DEFINED CONTRIBUTION BENEFITS
STATEMENT OF CHANGES IN NET ASSETS AVAILABLE FOR BENEFITS
FOR THE YEAR ENDED JUNE 30, 2024

ADDITIONS TO NET ASSETS

INVESTMENT INCOME

Interest and dividend income	\$ 1,184,238
Net appreciation in fair value of investments	3,954,870
Realized gain on sale of investments	<u>21,308</u>

5,160,416

Less: Investment management and custodial fees	<u>293,062</u>
--	----------------

Net investment	<u>4,867,354</u>
----------------	------------------

CONTRIBUTIONS

Employer contributions	1,733,634
Employee contributions	128,049
Reciprocal, net	<u>159,517</u>

TOTAL CONTRIBUTIONS	<u>2,021,200</u>
---------------------	------------------

OTHER INCOME

646,371

INCREASE IN NET ASSETS	<u>7,534,925</u>
------------------------	------------------

DEDUCTIONS FROM NET ASSETS

Benefits paid to participants	2,427,894
Administrative salaries and benefits	731,434
Legal, consulting and auditing fees	164,636
Other expenses	<u>457,640</u>

TOTAL DEDUCTIONS FROM NET ASSETS	<u>3,781,604</u>
----------------------------------	------------------

NET INCREASE	3,753,321
--------------	-----------

NET ASSETS AVAILABLE FOR BENEFITS

Beginning of year	<u>56,354,157</u>
-------------------	-------------------

End of year	<u>\$ 60,107,478</u>
-------------	----------------------

PLUMBERS LOCAL NO 68 PENSION PLAN OF DEFINED CONTRIBUTION BENEFITS
NOTES TO FINANCIAL STATEMENTS
JUNE 30, 2024 AND 2023

NOTE A PLAN SUMMARY AND SIGNIFICANT ACCOUNTING POLICIES

Plan Summary – The Plumbers’ Local Union No. 68 Pension Plan (the Plan) was established by Plumbers’ Local Union No. 68 and the Mechanical Contractors Association of Houston, Inc. for the purpose of administering the pension funds provided by sponsoring employers for eligible plumbers in the Houston, Texas area. The original Plan (Prior Plan) was established on June 30, 1964, and was amended under a restated agreement and declaration of trust as of November 15, 1982 to incorporate Employee Retirement Income Security Act of 1974 (ERISA) requirements and certain other changes. Effective October 1, 1986, the Trustees established a money purchase pension plan (Plan) as a replacement for the Prior Plan. A restatement of the Plan was adopted effective January 1, 2022, to incorporate legislative changes.

Accounting Records – The accounting records of the Plan are maintained on the accrual basis for financial reporting purposes.

Employers’ Contributions – Employers’ contributions are payable to the Plan by employers who, under a collective bargaining agreement, have agreed to make contributions on behalf of covered employees. The contribution rate ranges from \$0.50 to \$0.90 per hour worked. During the year ended June 30, 2024, one employers’ contributions amounted to approximately \$291,000 or 14% of total contributions.

The Plan provides for reciprocal transfers of employer contributions to and from other pension plans pursuant to reciprocal agreements for traveling members who are working temporarily with other local Unions. The reciprocal contributions for the year ended June 30, 2024 reflect the net of contributions received from or distributed to other local Union pension plans for benefit of traveling members.

Employee Contributions - Participants may contribute pre-tax compensation as defined by the Plan. These contributions by individual employees were limited to \$23,000 (participants under 50 years of age) and \$30,500 (participants 50 years of age or older) in 2024. This limitation generally is adjusted periodically to reflect cost-of-living increases.

Vesting – Participant balances are immediately 100% vested and non-forfeitable at all times in their individual account balances.

Participant Loans- Loans are currently not permitted.

Participant Accounts - Each participant’s account is credited with the employer's contribution and allocation of the Plan earnings or loss and charged with an allocation of administrative and operating expenses of the plan. Allocations are based on participants' account balances at the beginning of the year. Investments are directed by the Trustees.

Pension Benefits – Upon the happening of any event calling for the payment of a benefit from this plan the amount to be paid shall be the amount of the Participants individual account as of the last preceding valuation date plus any additional employer contributions collected on his behalf after said valuation date plus the net investment earnings and less an allocation of administrative and operating expenses allocated to such individual account. The sum of which shall be known as the accumulated share. The plan may distribute the equivalent of 75% of the balance of the individual account as of the last valuation date that occurred prior to the retirement date. The balance of the individual account plus any additional contributions, earnings less expenses will be paid as soon as practicable after the next valuation date.

PLUMBERS LOCAL NO 68 PENSION PLAN OF DEFINED CONTRIBUTION BENEFITS
NOTES TO FINANCIAL STATEMENTS
JUNE 30, 2024 AND 2023

NOTE A PLAN SUMMARY AND SIGNIFICANT ACCOUNTING POLICIES (CONTINUED)

Death and Disability Benefits – Upon death of a participant, the Plan provides a lump sum benefit to their surviving spouse or designated beneficiary. A participant is entitled to a disability pension if the participant is receiving disability insurance benefits under the Federal Social Security Act or has presented satisfactory medical evidence of disability.

Valuation of Investments – Investments are reported at fair value. Fair value is the price that would be received to sell an asset or paid to transfer a liability in an orderly transaction between market participants at the measurement date. In accordance with the policy of stating investments at fair value, net investment gain or loss is included in the carrying value of related investments in the statements of net assets available for benefits and the changes in net investment gain or loss are reflected in the statements of changes in net assets available for benefits.

Purchase and sales of securities are recorded on a trade basis. Interest income is recorded on an accrual basis. Dividends are recorded on an ex-dividend basis.

Contributions Receivable – Employers' contributions receivable arises from contributions for payroll periods prior to the fiscal year-end of the Plan not being received by the Plan until after fiscal year-end. Management is of the opinion that no allowance is necessary as of June 30, 2024.

Estimates – The preparation of financial statements in conformity with generally accepted accounting principles in the United States (GAAP) requires the Trustees to make estimates and assumptions that affect certain reported amounts and disclosures. Accordingly, actual results may differ from those estimates.

Risks and Uncertainties – The Plan holds investments which are exposed to various risks, such as interest rate, market, and credit risks. Due to the level of risk associated with certain investment securities, it is at least reasonably possible that changes in the values of investment securities will occur in the near term and that such changes could materially affect the amounts reported in the financial statements.

Concentration of Market Risk – Contributions paid to the Plan are directly affected by the level of construction activity within the State of Texas. Therefore, the Plan could suffer the risk of loss of contributions should the State of Texas suffer from an economic downturn.

Subsequent Events – The Plan has evaluated subsequent events through April 7, 2025, the date the financial statements were available to be issued. No subsequent events occurred, which require adjustment or disclosure to the financial statements at June 30, 2024.

PLUMBERS LOCAL NO 68 PENSION PLAN OF DEFINED CONTRIBUTION BENEFITS
NOTES TO FINANCIAL STATEMENTS
JUNE 30, 2024 AND 2023

NOTE B PLAN TERMINATION

Although it has not expressed intent to do so, the Plan has the right to discontinue its operations at any time and terminate the Plan subject to the provisions of ERISA and the Declaration of Trust.

NOTE C FEDERAL INCOME TAXES

The Internal Revenue Service has ruled that the Plan qualifies under Section 401(a) of the Internal Revenue Service Code and is, therefore, not subject to tax under present income tax laws. The Plan received its most recent favorable determination letter dated March 2, 2016, from the Internal Revenue Service. The Plan has been amended since receiving the determination letter. The trustees are of the opinion that the Plan continues to be exempt from Federal Income taxes and continues to conform to the requirements of the Employee Benefit Retirement Income Security of 1974.

As of June 30, 2024, the tax years that remain subject to examination by the major tax jurisdictions under the statute of limitations are from fiscal year 2021 forward (with limited exceptions). Tax penalties and interest, if any, would be accrued as incurred and would be classified as tax expense in the statements of changes in net assets available for benefits.

NOTE D INVESTMENTS

The cost, fair value, and net asset value of investments at June 30, 2024 and 2023 are summarized as follows:

	2024		2023	
	Cost	Fair Value	Cost	Fair Value
Investments at Fair Value				
Money market funds	\$ 1,149,367	\$ 1,149,367	\$ 976,666	\$ 976,666
Mutual funds	5,372,279	4,806,383	5,053,731	4,335,390
Government securities	12,978,648	12,780,988	12,107,294	11,904,114
Common stocks	28,454,588	38,833,511	28,718,419	35,640,168
Corporate bonds	1,133,579	1,013,249	2,021,425	1,772,319
Investments at Net Asset Value				
Limited partnership	1,000,000	1,069,641	1,000,000	1,133,773
Total Investments	\$ 50,088,461	\$ 59,653,139	\$ 49,877,535	\$ 55,762,430

PLUMBERS LOCAL NO 68 PENSION PLAN OF DEFINED CONTRIBUTION BENEFITS
NOTES TO FINANCIAL STATEMENTS
JUNE 30, 2024 AND 2023

NOTE E PARTIES-IN-INTEREST

The Plan invests in various investments offered by Morgan Stanley. These investments are considered party-in-interest transactions because Morgan Stanley serves as asset custodians of the Plan. The Plan's Trustees have approved of these investments.

Fees paid during the year for legal, accounting, administrative, consulting, and other professional services were rendered by parties-in-interest and all transactions were at arms length.

NOTE F FAIR VALUE DISCLOSURES

GAAP provides a framework for measuring fair value using a hierarchy that prioritizes the inputs to valuation techniques used to measure fair value based upon whether the inputs to those valuation techniques are observable or unobservable. This hierarchy gives the highest priority to unadjusted quoted prices in active markets for identical financial instruments and the lowest priority to unobservable inputs. Valuation techniques maximize the use of observable inputs and minimize the use of unobservable inputs. The financial instruments fair value measurement level within the fair value hierarchy is based on the lowest level of any input that is significant to the fair value measurement. These inputs are summarized in the three levels listed below:

Level 1 - Inputs to the valuation methodology are unadjusted quoted prices for identical assets or liabilities in active markets that the Plan has the ability to access.

Level 2 - Other significant observable inputs (including quoted prices in active or inactive markets for similar assets or liabilities), or other inputs that are observable or can be corroborated by observable market data for substantially the full term of the assets or liabilities.

Level 3 - Unobservable inputs that are supported by little or no market activity and that are significant to the fair value of the financial instruments. The fair value of Level 3 financial instruments is determined using pricing models, periodic appraisals, discounted cash flow methodologies, or similar techniques, as well as instruments for which the determination of fair value requires significant management judgment or estimation.

Following is a description of the valuation techniques used for investments measured at fair value. There have been no changes in the techniques used during fiscal 2024 and 2023.

Money market funds and mutual funds are valued at the net asset value of shares held by the Plan at year end using quoted market prices.

Fixed income securities, such as Government obligations and corporate bonds are valued using quotes from independent pricing vendors based on recent trading activity and other relevant information, including market interest rate curves, referenced credit spreads and estimated prepayment rates, where applicable.

Common stocks are valued at the quoted market price on the active market they are traded on, as of close, of business on the measurement date.

The limited partnership is valued based upon the market value of the underlying assets of the partnership, less its liabilities.

PLUMBERS LOCAL NO 68 PENSION PLAN OF DEFINED CONTRIBUTION BENEFITS
NOTES TO FINANCIAL STATEMENTS
JUNE 30, 2024 AND 2023

NOTE F FAIR VALUE DISCLOSURES (CONTINUED)

The preceding methods described may produce a fair value calculation that may not be indicative of net realizable value or reflective of future fair values. Furthermore, although the Plan believes its valuation techniques are appropriate and consistent with other market participants, the use of different techniques or assumptions to determine the fair value of certain financial instruments could result in a different fair value measurement at the reporting date.

The fair value of investments is categorized as follows at June 30, 2024 and 2023.

	<u>Level 1</u>	<u>Level 2</u>	<u>Level 3</u>	<u>Total</u>
<u>2024</u>				
Money market funds	\$ 1,149,367	\$ -	\$ -	\$ 1,149,367
Mutual funds				
Growth funds	4,806,383	-	-	4,806,383
Government securities	-	12,780,988	-	12,780,988
Common stocks	38,833,511	-	-	38,833,511
Corporate bonds	-	1,013,249	-	1,013,249
	<u>44,789,261</u>	<u>13,794,237</u>	-	<u>58,583,498</u>
Investments measured at Net Asset Value				
Limited partnership	-	-	-	<u>1,069,641</u>
Total Investments	<u>\$ 44,789,261</u>	<u>\$ 13,794,237</u>	<u>\$ -</u>	<u>\$ 59,653,139</u>
<u>2023</u>				
Money market funds	\$ 976,666	\$ -	\$ -	\$ 976,666
Mutual funds				
Growth funds	4,335,390	-	-	4,335,390
Government securities	-	11,904,114	-	11,904,114
Common stocks	35,640,168	-	-	35,640,168
Corporate bonds	-	1,772,319	-	1,772,319
	<u>40,952,224</u>	<u>13,676,433</u>	-	<u>54,628,657</u>
Investments measured at Net Asset Value				
Limited partnership	-	-	-	<u>1,133,773</u>
Total Investments	<u>\$ 40,952,224</u>	<u>\$ 13,676,433</u>	<u>\$ -</u>	<u>\$ 55,762,430</u>

PLUMBERS LOCAL NO 68 PENSION PLAN OF DEFINED CONTRIBUTION BENEFITS
NOTES TO FINANCIAL STATEMENTS
JUNE 30, 2024 AND 2023

NOTE F FAIR VALUE DISCLOSURES (CONTINUED)

The following tables summarize investments measured at net asset value per share as of June 30, 2024:

Type	Strategy	NAV in Funds	# of Funds	Remaining Life	Amount of Unfunded Commitments	Timing to Drawdown Commitments
<u>2024</u>						
Equity:						
Boyn Watterson GSA Fund, LP	Growth	<u>\$ 1,069,641</u>	1	N/A	N/A	N/A
Investments Measured at Net Asset Value		<u>\$ 1,069,641</u>	1			
<u>2023</u>						
Equity:						
Boyn Watterson GSA Fund, LP	Growth	<u>\$ 1,133,773</u>	1	N/A	N/A	N/A
Investment Measured at Net Asset Value		<u>\$ 1,133,773</u>	1			

There were no significant transfers in and/or out of the fair value categories during 2024 and 2023.

PLUMBERS LOCAL NO 68 PENSION PLAN OF DEFINED CONTRIBUTION BENEFITS
SCHEDULE H, LINE 4i - SCHEDULE OF ASSETS (HELD AT END OF YEAR)
JUNE 30, 2024

Plan Number 001 EIN 74-6181280

(A)	(B)	(C)	(D)	(E)
Identity of Issue, Borrower, Lessor or Similar Party	Description of Investment Including Maturity Date, Rate of Interest, Par or Maturity Value	Cost	Current Value	
<u>Money Market Funds</u>				
* Morgan Stanley Bank Money Market Fund	\$1,149,367 principal amount	\$ 1,149,367	\$ 1,149,367	
Total Money Market Funds		<u>1,149,367</u>	<u>1,149,367</u>	
<u>Mutual Funds</u>				
Angel Oak Multi Strat Inc I	392,559.479 Shares	4,180,130	3,352,458	
Retire 2020	4,514.259 Shares	73,292	84,733	
Retire 2030	12,800.491 Shares	273,297	327,693	
Retire 2040	4,876.488 Shares	115,571	146,929	
Retire 2025	2,667.048 Shares	36,274	44,433	
Retire 2035	23,123.354 Shares	378,919	481,197	
Retire 2045	9,471.122 Shares	174,600	212,844	
Retire 2050	2,630.270 Shares	37,589	48,844	
Retire 2055	2,620.454 Shares	63,565	51,046	
Retire 2060	2,555.193 Shares	27,518	41,496	
Retire 2065	1,166.559 Shares	<u>11,524</u>	<u>14,710</u>	
Total Mutual Funds		<u>5,372,279</u>	<u>4,806,383</u>	
<u>Government Securities</u>				
United States Treasury Note	\$1,410,000 principal amount, 3.500%; due 01/31/2028	1,407,063	1,365,827	
United States Treasury Note	\$1,260,000 principal amount, 2.375%; due 05/15/2029	1,154,252	1,151,374	

See independent auditor's report.

PLUMBERS LOCAL NO 68 PENSION PLAN OF DEFINED CONTRIBUTION BENEFITS
SCHEDULE H, LINE 4i - SCHEDULE OF ASSETS (HELD AT END OF YEAR)
JUNE 30, 2024

Plan Number 001 EIN 74-6181280

(A)	(B) Identity of Issue, Borrower, Lessor or Similar Party	(C) Description of Investment Including Maturity Date, Rate of Interest, Par or Maturity Value	(D) Cost	(E) Current Value
	United States Treasury Note	\$1,165,000 principal amount, 1.500%; due 02/15/2030	1,000,023	1,000,944
	United States Treasury Note	\$1,570,000 principal amount, 3.875%; due 12/31/2029	1,555,661	1,533,939
	United States Treasury Note	\$280,000 principal amount, 2.250%; due 11/15/2027	260,056	260,608
	Federal National Mtg Assn Pool CB3514	\$490,000 principal amount, 3.000%; due 05/01/2052	375,015	373,573
	Federal National Mtg Assn Pool FM0073	\$470,000 principal amount, 3.500%; due 08/01/2038	89,588	79,229
	FHLMC 20 Yr Gold RB5017	\$735,000 principal amount, 3.000%; due 11/01/2039	154,526	133,676
	Federal National Mtg Assn Pool FS1877	\$630,000 principal amount, 3.000%; due 05/01/2052	466,277	478,421
	Federal National Mtg Assn Pool MA3890	\$910,000 principal amount, 3.000%; due 01/01/2040	198,801	173,453
	Federal National Mtg Assn Pool FM4540	\$550,000 principal amount, 3.000%; due 04/01/2040	162,796	141,676
	Federal National Mtg Assn Pool MA4699	\$845,000 principal amount, 3.500%; due 08/01/2052	674,941	688,727
	Federal National Mtg Assn Pool FM7048	\$265,000 principal amount, 3.000%; due 05/01/2040	125,906	109,306
	Federal National Mtg Assn Pool FM6989	\$415,000 principal amount, 3.000%; due 09/01/2040	190,917	165,523
	Federal National Mtg Assn Pool FS2994	\$470,000 principal amount, 2.500%; due 11/01/2042	366,239	358,891
	Federal National Mtg Assn Pool FS1507	\$650,000 principal amount, 3.000%; due 02/01/2052	497,759	491,885

See independent auditor's report.

PLUMBERS LOCAL NO 68 PENSION PLAN OF DEFINED CONTRIBUTION BENEFITS
SCHEDULE H, LINE 4i - SCHEDULE OF ASSETS (HELD AT END OF YEAR)
JUNE 30, 2024

Plan Number 001 EIN 74-6181280

(A)	(B) Identity of Issue, Borrower, Lessor or Similar Party	(C) Description of Investment Including Maturity Date, Rate of Interest, Par or Maturity Value	(D) Cost	(E) Current Value
	FHLMC 30 Yr Gold SD13723	\$645,000 principal amount, 3.000%; due 05/01/2052	485,232	482,192
	FHLMC 30 Yr Gold QE9001	\$890,000 principal amount, 4.000%; due 08/01/2052	715,029	713,719
	Federal National Mtg Assn Pool MA4783	\$1,030,000 principal amount, 4.000%; due 09/01/2052	857,066	859,769
	Federal National Mtg Assn Pool CB4958	\$660,000 principal amount, 4.000%; due 10/01/2052	560,131	561,753
	Federal National Mtg Assn Pool MA4804	\$880,000 principal amount, 4.000%; due 10/01/2052	749,420	747,145
	FHLMC 30 Yr Gold SD8265	\$585,000 principal amount, 4.000%; due 11/01/2052	498,036	495,508
	FHLMC 30 Yr Gold SD2238	\$480,000 principal amount, 4.000%; due 02/01/2053	<u>433,914</u>	<u>413,850</u>
	Total Government Securities		<u>12,978,648</u>	<u>12,780,988</u>
	<u>Common Stocks</u>			
	AAON Inc	1,143.000 Shares	26,287	99,715
	ABB LTD ADR	698.000 Shares	12,795	38,776
	Abbott Laboratories	2,014.000 Shares	184,162	209,275
	Abbott Laboratories	203.000 Shares	23,507	21,094
	Abbvie Inc Com	242.000 Shares	29,302	41,508
	Abercrombie & Fitch Co	277.000 Shares	4,976	49,262
	Accenture PLC Ireland CI A	561.000 Shares	90,593	170,213
	Accenture PLC Ireland CI A	170.000 Shares	32,810	51,580

See independent auditor's report.

PLUMBERS LOCAL NO 68 PENSION PLAN OF DEFINED CONTRIBUTION BENEFITS
SCHEDULE H, LINE 4i - SCHEDULE OF ASSETS (HELD AT END OF YEAR)
JUNE 30, 2024

Plan Number 001 EIN 74-6181280

(A)	(B) Identity of Issue, Borrower, Lessor or Similar Party	(C) Description of Investment Including Maturity Date, Rate of Interest, Par or Maturity Value	(D) Cost	(E) Current Value
	Accenture PLC Ireland CI A	38.000 Shares	10,629	11,530
	Acuity Brands Inc	148.000 Shares	17,729	35,733
	Adobe Inc	339.000 Shares	66,645	188,328
	Adobe Inc	59.603 Shares	28,841	33,112
	Adtran Holdings Inc	11,124.000 Shares	63,725	58,512
	Advanced Micro Devices	193.000 Shares	20,714	31,307
	Aflac Incorporated	159.000 Shares	12,915	14,200
	Agilysys Inc	513.000 Shares	36,217	53,424
	AIA Group LTD Spon Adr	434.000 Shares	14,539	11,785
	Air Liquide ADR	826.000 Shares	24,806	28,556
	Air Prod & Chem Inc	158.000 Shares	44,605	40,772
	Airbnb Inc CI A	251.000 Shares	22,706	38,059
	Airbnb Inc CI A	1,423.000 Shares	219,757	215,769
	Akzo Nobel NV ADR	1,133.000 Shares	28,331	22,983
	Alarm Com Hldgs Inc Com	861.000 Shares	33,573	54,708
	Albany Intl A New	825.000 Shares	47,545	69,671
	Alexandria Real Estate EQ Inc	325.000 Shares	40,127	38,015
	Alexandria Real Estate EQ Inc	49.000 Shares	8,962	5,732
	Allegiant Travel Co	184.000 Shares	29,644	9,242
	Allegro Microsystems Inc	1,311.000 Shares	38,951	37,023

See independent auditor's report.

PLUMBERS LOCAL NO 68 PENSION PLAN OF DEFINED CONTRIBUTION BENEFITS
SCHEDULE H, LINE 4i - SCHEDULE OF ASSETS (HELD AT END OF YEAR)
JUNE 30, 2024

Plan Number 001 EIN 74-6181280

(A)	(B) Identity of Issue, Borrower, Lessor or Similar Party	(C) Description of Investment Including Maturity Date, Rate of Interest, Par or Maturity Value	(D) Cost	(E) Current Value
	Allient Inc	2,516.000 Shares	62,436	63,579
	Allstate Corp	293.000 Shares	39,200	46,780
	Alphabet Inc Cl A	1,446.000 Shares	85,585	263,389
	Alphabet Inc Cl A	900.000 Shares	50,411	163,935
	Alphabet Inc Cl A	494.000 Shares	29,246	89,982
	Alphabet Inc Cl C	1,632.000 Shares	89,354	299,341
	Alphabet Inc Cl C	627.000 Shares	72,152	115,004
	Amazon Com Inc	1,867.000 Shares	138,486	360,797
	Amazon Com Inc	4,465.000 Shares	572,027	862,861
	Amazon Com Inc	943.000 Shares	157,412	182,235
	Amazon Com Inc	470.000 Shares	57,300	90,828
	Ambarella Inc	694.000 Shares	35,144	37,441
	Amtcor PC	911.000 Shares	8,525	8,910
	Amdocs Limited Ord	397.000 Shares	32,962	31,331
	Amer Software A	5,239.000 Shares	62,323	47,832
	American Express Co	166.000 Shares	25,697	38,437
	American Healthcare Reit Inc	757.000 Shares	9,848	11,060
	American Homes 4 Rent Cl A	721.000 Shares	14,632	26,792
	American Homes 4 Rent Cl A	1,259.000 Shares	26,035	46,784
	American Outdoor Brands Inc	4,917.000 Shares	46,746	44,253

See independent auditor's report.

PLUMBERS LOCAL NO 68 PENSION PLAN OF DEFINED CONTRIBUTION BENEFITS
SCHEDULE H, LINE 4i - SCHEDULE OF ASSETS (HELD AT END OF YEAR)
JUNE 30, 2024

Plan Number 001 EIN 74-6181280

(A)	(B)	(C)	(D)	(E)
	Identity of Issue, Borrower, Lessor or Similar Party	Description of Investment Including Maturity Date, Rate of Interest, Par or Maturity Value	Cost	Current Value
	American Tower Corp	94.155 Shares	13,547	18,302
	American Tower Corp	473.000 Shares	106,666	91,942
	American Tower Corp	878.000 Shares	178,711	170,666
	Americold Realty Trust Inc	1,426.000 Shares	39,849	36,420
	Ameriprise Fincl Inc	157.000 Shares	18,845	67,069
	Ametek Inc New	266.000 Shares	20,234	44,345
	Amphenol Corp New Cl A	2,044.000 Shares	45,632	137,704
	Amphenol Corp New Cl A	384.000 Shares	8,816	25,870
	Amphenol Corp New Cl A	470.000 Shares	17,314	31,664
	Analog Devices Inc	595.000 Shares	88,086	135,815
	Analog Devices Inc	213.000 Shares	32,214	48,619
	Anheuser Busch Inbev Sa Spon	2,120.000 Shares	116,217	123,278
	Aon Plc Cl A	111.000 Shares	15,770	32,587
	Apartment Income Reit Corp	104.000 Shares	3,305	4,064
	Apple Inc	1,266.000 Shares	53,326	266,645
	Apple Inc	27.479 Shares	3,401	5,788
	Applied Optoelectronics Inc	2,566.000 Shares	19,715	21,272
	Aptiv PLC	936.000 Shares	87,453	65,913
	Aptiv PLC	239.000 Shares	19,486	16,830
	Arch Capital Group Ltd	501.000 Shares	19,761	50,546

See independent auditor's report.

PLUMBERS LOCAL NO 68 PENSION PLAN OF DEFINED CONTRIBUTION BENEFITS
SCHEDULE H, LINE 4i - SCHEDULE OF ASSETS (HELD AT END OF YEAR)
JUNE 30, 2024

Plan Number 001 EIN 74-6181280

(A)	(B) Identity of Issue, Borrower, Lessor or Similar Party	(C) Description of Investment Including Maturity Date, Rate of Interest, Par or Maturity Value	(D) Cost	(E) Current Value
	Arcosa Inc	651.000 Shares	25,888	54,300
	Ares Management Corp Cl A	114.000 Shares	15,813	15,194
	Armada Hoffer Properties Inc	3,576.000 Shares	52,336	39,658
	Armstrong World Inds Inc New	1,051.000 Shares	81,002	119,015
	Ashtead Group Plc ADR	109.000 Shares	25,124	29,176
	ASM International NV	41.000 Shares	13,224	31,278
	ASML Holding NV NY Reg New	98.814 Shares	33,204	101,060
	Assa Abloy AB Unsp ADR	1,033.000 Shares	11,360	14,612
	Astrazeneca Plc ADR	829.000 Shares	28,660	64,654
	Astrazeneca Plc ADR	411.000 Shares	32,354	32,054
	Astronics Corporation	4,369.000 Shares	50,124	87,511
	Atkore Inc	52.006 Shares	8,841	7,017
	Atlantic Un Bankshares Corp	1,798.000 Shares	52,627	59,064
	Atmos Energy Cp	423.000 Shares	34,966	49,343
	ATS Corporation	177.000 Shares	7,775	5,719
	Automatic Data Processing Inc	501.000 Shares	84,079	119,584
	Autozone Inc	11.199 Shares	7,687	33,195
	Avalonbay Comm Inc	138.000 Shares	22,730	28,551
	Avalonbay Comm Inc	452.000 Shares	75,557	93,514
	Avalonbay Comm Inc	46.086 Shares	9,043	9,535

See independent auditor's report.

PLUMBERS LOCAL NO 68 PENSION PLAN OF DEFINED CONTRIBUTION BENEFITS
SCHEDULE H, LINE 4i - SCHEDULE OF ASSETS (HELD AT END OF YEAR)
JUNE 30, 2024

Plan Number 001 EIN 74-6181280

(A)	(B) Identity of Issue, Borrower, Lessor or Similar Party	(C) Description of Investment Including Maturity Date, Rate of Interest, Par or Maturity Value	(D) Cost	(E) Current Value
	Avantor Inc	2,755.000 Shares	57,323	58,406
	Avery Dennison Corporation	241.000 Shares	30,957	52,695
	Avery Dennison Corporation	72.142 Shares	16,271	15,774
	Aviat Networks Inc	2,626.000 Shares	81,143	75,340
	Axogen Inc	8,964.000 Shares	59,818	64,899
	Axos Finl Inc	540.000 Shares	18,089	30,861
	AXT Inc	28,978.000 Shares	79,437	97,946
	Azenta Inc	1,827.000 Shares	47,400	96,137
	Azenta Inc	383.000 Shares	25,231	20,153
	B&M European Value Ret Sa Adr	661.000 Shares	12,634	14,611
	Badger Meter Inc	244.000 Shares	12,054	45,469
	Baker Hughes Company CL A	990.000 Shares	32,367	34,818
	Balchem CP	555.000 Shares	46,477	85,442
	Ball Corp	354.000 Shares	17,153	21,247
	Bank of America Corp	636.000 Shares	20,676	25,294
	Bank of America Corp	1,386.000 Shares	55,369	55,121
	Bank of Hawaii Corp	1,460.000 Shares	124,935	83,527
	Bank of New York Mellon Corp	1,155.000 Shares	54,489	69,173
	Barnes Group Incorporated	200.000 Shares	13,462	8,282
	Bath & Body Works Inc	576.000 Shares	19,174	22,493

See independent auditor's report.

PLUMBERS LOCAL NO 68 PENSION PLAN OF DEFINED CONTRIBUTION BENEFITS
SCHEDULE H, LINE 4i - SCHEDULE OF ASSETS (HELD AT END OF YEAR)
JUNE 30, 2024

Plan Number 001 EIN 74-6181280

(A)	(B) Identity of Issue, Borrower, Lessor or Similar Party	(C) Description of Investment Including Maturity Date, Rate of Interest, Par or Maturity Value	(D) Cost	(E) Current Value
	BBB Foods Inc Class A	418.000 Shares	8,737	9,973
	BCE INC	585.000 Shares	23,138	18,936
	BE Semiconductor Ind NV	174.000 Shares	14,064	29,120
	Beacon Roofing Supply Inc	317.000 Shares	25,529	28,689
	Becton Dickinson & Co	74.198 Shares	17,607	17,341
	Becton Dickinson & Co	105.000 Shares	24,923	24,540
	Beiersdorf AG Unspons Adr	1,640.000 Shares	40,451	48,003
	Berkley W R Corp	392.000 Shares	14,457	30,803
	Berkley W R Corp	1,122.000 Shares	59,179	88,167
	Berkshire Hathaway CL-B New	234.000 Shares	66,869	95,191
	Best Buy Co	299.000 Shares	21,758	25,203
	Bio-Techne Corp	772.000 Shares	27,538	55,314
	Biolife Solutions Inc	663.000 Shares	25,567	14,208
	Blackbaud Inc	885.000 Shares	72,095	67,410
	Blackline Inc	660.000 Shares	28,496	31,977
	Blackrock Inc	39.198 Shares	32,363	30,861
	Blackstone Inc	83.290 Shares	10,727	10,311
	Blue Owl Capital Inc	631.000 Shares	11,517	11,200
	Blue Owl Capital Inc	995.000 Shares	15,731	17,661
	Booking Holdings Inc	5.564 Shares	12,354	22,042

PLUMBERS LOCAL NO 68 PENSION PLAN OF DEFINED CONTRIBUTION BENEFITS
SCHEDULE H, LINE 4i - SCHEDULE OF ASSETS (HELD AT END OF YEAR)
JUNE 30, 2024

Plan Number 001 EIN 74-6181280

(A)	(B) Identity of Issue, Borrower, Lessor or Similar Party	(C) Description of Investment Including Maturity Date, Rate of Interest, Par or Maturity Value	(D) Cost	(E) Current Value
	Booking Holdings Inc	25.311 Shares	56,580	100,270
	Booz Allen Hamilton Hldg	242.000 Shares	21,266	37,244
	Borg Warner Inc	704.000 Shares	31,321	22,697
	Borg Warner Inc	573.000 Shares	19,900	18,474
	Bright Horizons Family Solut	457.000 Shares	44,350	50,307
	Bristol Myers Squibb Co	740.000 Shares	48,460	30,732
	Broadstone Net Lease Inc	1,491.000 Shares	27,595	23,662
	BRP Inc Sijn Vtg	202.000 Shares	13,951	12,934
	Brunello Cucinelli S P A ADR	505.000 Shares	21,864	25,303
	Brunswick Corp	554.000 Shares	32,433	40,315
	BUNZL PLC Newq	860.000 Shares	31,516	32,722
	Bureau Veritas Sa Adr	282.000 Shares	19,125	15,632
	BWX Technologies Inc Com	933.000 Shares	55,030	88,635
	Cadence Bank	2,783.000 Shares	90,397	78,703
	Capital One Financial Corp	45.442 Shares	6,420	6,291
	Cardinal Health Inc	340.000 Shares	35,239	33,429
	Carlisle Co Inc	110.000 Shares	12,705	44,573
	Carlisle Co Inc	248.000 Shares	37,227	100,492
	Carlsberg As	706.000 Shares	23,095	16,957
	Carter's	359.000 Shares	25,409	22,247

See independent auditor's report.

PLUMBERS LOCAL NO 68 PENSION PLAN OF DEFINED CONTRIBUTION BENEFITS
SCHEDULE H, LINE 4i - SCHEDULE OF ASSETS (HELD AT END OF YEAR)
JUNE 30, 2024

Plan Number 001 EIN 74-6181280

(A)	(B) Identity of Issue, Borrower, Lessor or Similar Party	(C) Description of Investment Including Maturity Date, Rate of Interest, Par or Maturity Value	(D) Cost	(E) Current Value
	Casella Waste Sys Inc Cl A	931.000 Shares	33,890	92,374
	Casella Waste Sys Inc Cl A	791.000 Shares	65,052	78,483
	CBRE Group Inc CL A	270.000 Shares	11,226	24,060
	CDW Corporation	498.000 Shares	55,100	111,472
	CDW Corporation	88.732 Shares	6,654	19,862
	CECO Environmental Corp	3,943.000 Shares	25,405	113,756
	Celanese Corp Series A Com Stk	99.734 Shares	9,694	13,453
	Cencora Inc	239.000 Shares	22,300	53,847
	Cencora Inc	69.472 Shares	8,209	15,652
	Cencora Inc	52.495 Shares	12,361	11,827
	Centene Corporation	314.000 Shares	22,628	20,818
	Certara Inc	4,087.000 Shares	75,130	56,605
	Charles Schwab New	2,104.000 Shares	100,770	155,044
	Charles Schwab New	386.000 Shares	15,152	28,444
	Charles Schwab New	585.000 Shares	38,384	43,109
	Chart Inds Inc	263.000 Shares	42,283	37,961
	Cheese Cake Factory Inc	2,731.000 Shares	94,588	107,301
	Cheniere Energy Inc New	1,124.000 Shares	98,042	196,509
	Chevron Corp	312.000 Shares	41,570	48,803
	Choice Hotels Intl Inc New	753.000 Shares	88,777	89,607

See independent auditor's report.

PLUMBERS LOCAL NO 68 PENSION PLAN OF DEFINED CONTRIBUTION BENEFITS
SCHEDULE H, LINE 4i - SCHEDULE OF ASSETS (HELD AT END OF YEAR)
JUNE 30, 2024

Plan Number 001 EIN 74-6181280

(A)	(B) Identity of Issue, Borrower, Lessor or Similar Party	(C) Description of Investment Including Maturity Date, Rate of Interest, Par or Maturity Value	(D) Cost	(E) Current Value
	Chubb LTD	93.776 Shares	15,537	23,920
	Clean Energy Fyels Corp	11,181.000 Shares	53,978	29,853
	Clean Harbors	331.000 Shares	53,182	74,856
	CME Group Inc	97.113 Shares	19,882	19,092
	CMS Energy CP	728.000 Shares	32,207	43,338
	CMS Energy CP	218.000 Shares	13,751	12,978
	CMS Energy CP	427.000 Shares	24,412	25,419
	Coca Cola Co	630.000 Shares	30,261	40,099
	Coca Cola Co	366.000 Shares	19,962	23,296
	Coca-Cola Europacific Partners	314.000 Shares	12,806	22,951
	Codexis Inc Com	9,381.000 Shares	26,343	29,081
	Cognizant Tech Solutions CL A	317.000 Shares	23,784	21,556
	Columbia Banking Systems Inc	3,122.000 Shares	84,129	62,097
	Comcast Corp (NEW) Class A	986.000 Shares	51,889	38,612
	Commerce Bancshares	510.000 Shares	25,720	28,448
	Compagnie De St Gobain Unsp	855.000 Shares	10,835	13,309
	Computershare Ltd Spn Adr	864.000 Shares	14,986	15,199
	Conagra Brands Inc	2,207.000 Shares	61,597	62,723
	Conocophillips	506.000 Shares	29,370	57,876
	Constellation Brands Inc Cl A	465.000 Shares	103,777	119,635

See independent auditor's report.

PLUMBERS LOCAL NO 68 PENSION PLAN OF DEFINED CONTRIBUTION BENEFITS
SCHEDULE H, LINE 4i - SCHEDULE OF ASSETS (HELD AT END OF YEAR)
JUNE 30, 2024

Plan Number 001 EIN 74-6181280

(A)	(B) Identity of Issue, Borrower, Lessor or Similar Party	(C) Description of Investment Including Maturity Date, Rate of Interest, Par or Maturity Value	(D) Cost	(E) Current Value
	Constellation Brands Inc Cl A	97.189 Shares	19,936	25,005
	Constellation Brands Inc Cl A	312.000 Shares	80,956	80,271
	Construction Partners Inc C-A	2,269.000 Shares	40,649	125,271
	Construction Partners Inc C-A	2,599.000 Shares	80,616	143,491
	Core & Main Inc Cl A	1,698.000 Shares	53,460	83,100
	Corning Inc	455.000 Shares	16,512	17,677
	Coterra Energy Inc	1,039.000 Shares	15,673	27,710
	Coterra Energy Inc	651.000 Shares	17,116	17,362
	Cousins PPTY Inc	929.000 Shares	29,759	21,506
	CRH PLC	210.000 Shares	15,986	15,746
	Crown Castle Inc	1,159.000 Shares	133,541	113,234
	CSL LTD	314.000 Shares	23,554	30,953
	CSW Industrials Inc	205.000 Shares	52,454	54,389
	Cummins Inc	52.901 Shares	11,862	14,650
	Curtiss Wright Corp	500.000 Shares	59,356	135,490
	CVS Health Corp Com	174.000 Shares	14,635	10,276
	Danaher Corporation	248.000 Shares	29,766	61,963
	Danaher Corporation	144.000 Shares	29,626	35,978
	Darden Restaurants	162.000 Shares	14,376	24,514
	Darden Restaurants	105.000 Shares	17,565	15,889

PLUMBERS LOCAL NO 68 PENSION PLAN OF DEFINED CONTRIBUTION BENEFITS
SCHEDULE H, LINE 4i - SCHEDULE OF ASSETS (HELD AT END OF YEAR)
JUNE 30, 2024

Plan Number 001 EIN 74-6181280

(A)	(B)	(C)	(D)	(E)
	Identity of Issue, Borrower, Lessor or Similar Party	Description of Investment Including Maturity Date, Rate of Interest, Par or Maturity Value	Cost	Current Value
	Davide Campari Milano N V Adr	2,416.000 Shares	25,121	22,848
	Deere & Co	86.910 Shares	31,918	32,472
	Dentsply Sirona Inc	1,139.000 Shares	42,980	28,372
	Dentsply Dirona Inc	456.000 Shares	13,579	11,359
	Descartes Systems Group Inc	1,072.000 Shares	34,076	103,812
	Deutsche Boerse Ag Unspn Adr	1,451.000 Shares	26,558	29,718
	Diageo Plc Spon Adr New	170.000 Shares	24,069	21,434
	Diageo PLC Spon Adr New	444.000 Shares	84,342	55,980
	Diamond Rock Hospitality Co	1,165.000 Shares	7,689	9,844
	Diamondback Energy Inc	244.000 Shares	7,821	48,846
	Digi Intl Inc	1,273.000 Shares	38,191	29,190
	Digital Realty Trust Inc	356.000 Shares	34,251	54,130
	Diploma Plc Adr	116.000 Shares	18,984	24,330
	Disco Corp Adr	919.000 Shares	16,318	34,872
	Discover Fincl Svcs	210.000 Shares	9,099	27,470
	DLH Hldgs Corp Com	3,575.000 Shares	40,061	37,752
	Dollar Tree Inc	319.000 Shares	36,886	34,060
	Dominion Energy Inc	389.000 Shares	25,002	19,061
	Donaldson Co Inc	559.000 Shares	28,989	40,002
	Dorman Products, Inc	438.000 Shares	33,410	40,068

See independent auditor's report.

PLUMBERS LOCAL NO 68 PENSION PLAN OF DEFINED CONTRIBUTION BENEFITS
SCHEDULE H, LINE 4i - SCHEDULE OF ASSETS (HELD AT END OF YEAR)
JUNE 30, 2024

Plan Number 001 EIN 74-6181280

(A)	(B)	(C)	(D)	(E)
	Identity of Issue, Borrower, Lessor or Similar Party	Description of Investment Including Maturity Date, Rate of Interest, Par or Maturity Value	Cost	Current Value
	Doubleverify Hldgs Inc	2,009.000 Shares	64,845	39,115
	Dover Corp	232.000 Shares	32,599	41,864
	Dover Corp	189.000 Shares	27,771	34,105
	Dover Corp	53.426 Shares	9,456	9,643
	Duke Energy Corporation	453.000 Shares	40,803	45,404
	Dun & Bradstreet Hldgs Inc	8,229.000 Shares	135,869	76,201
	Eastern Bankshares Inc	4,530.000 Shares	60,493	63,329
	Eastgroup Properties Inc	291.000 Shares	24,758	49,499
	Eaton Corp Plc Shs	454.000 Shares	65,997	142,352
	Eaton Corp Plc Shs	99.145 Shares	14,164	31,087
	Ebay Inc	1,011.000 Shares	42,174	54,311
	Ecolab Inc	311.000 Shares	75,744	74,018
	Edison International	269.000 Shares	16,515	19,317
	Edison International	710.000 Shares	47,576	50,985
	Electromed Inc	1,795.000 Shares	19,925	26,979
	Electronic Arts Inc	106.000 Shares	14,304	14,769
	Element Solutions Inc	2,711.000 Shares	51,936	73,522
	Elevance Health Inc	187.000 Shares	89,464	101,328
	Eli Lilly & Co	82.088 Shares	49,169	74,321
	Eli Lilly & Co	14.403 Shares	2,838	13,040

See independent auditor's report.

PLUMBERS LOCAL NO 68 PENSION PLAN OF DEFINED CONTRIBUTION BENEFITS
SCHEDULE H, LINE 4i - SCHEDULE OF ASSETS (HELD AT END OF YEAR)
JUNE 30, 2024

Plan Number 001 EIN 74-6181280

(A)	(B)	(C)	(D)	(E)
	Identity of Issue, Borrower, Lessor or Similar Party	Description of Investment Including Maturity Date, Rate of Interest, Par or Maturity Value	Cost	Current Value
	Emcor Group Inc	375.000 Shares	29,638	136,905
	Emerson Electric Co	422.000 Shares	37,411	46,488
	Encompass Health Corp	709.000 Shares	32,128	60,825
	Energizer Hldgs Inc	447.000 Shares	19,708	13,204
	Enovix Corporation	6,026.000 Shares	67,468	93,162
	Investnet Inc	649.000 Shares	35,176	40,621
	Envista Hldgs Corp	817.000 Shares	19,480	13,587
	EOG Resources Inc	275.000 Shares	22,878	34,614
	Epiroc Aktiebolag Adr	1,445.000 Shares	12,598	28,858
	Eplus Inc	781.000 Shares	30,738	57,544
	EQT Corporation Com New	624.000 Shares	24,473	23,076
	Equinix Inc	160.000 Shares	94,652	121,056
	Equity Residential	569.000 Shares	38,172	39,454
	Equity Residential	420.000 Shares	26,649	29,123
	Esco Technologies	605.000 Shares	52,876	63,549
	Essex Property Trust Inc	65.438 Shares	15,905	17,812
	Essex Property Trust Inc	138.000 Shares	29,819	37,564
	Essex Property Trust Inc	52.043 Shares	11,082	14,166
	Estee Lauder Co Inc Cl A	192.000 Shares	38,801	20,429
	Eventbrite Inc Cl A	2,923.000 Shares	20,853	14,147

See independent auditor's report.

PLUMBERS LOCAL NO 68 PENSION PLAN OF DEFINED CONTRIBUTION BENEFITS
SCHEDULE H, LINE 4i - SCHEDULE OF ASSETS (HELD AT END OF YEAR)
JUNE 30, 2024

Plan Number 001 EIN 74-6181280

(A)	(B)	(C)	(D)	(E)
Identity of Issue, Borrower, Lessor or Similar Party	Description of Investment Including Maturity Date, Rate of Interest, Par or Maturity Value	Cost	Current Value	
Energy Inc	610.000 Shares	30,778	32,312	
Eversource Energy Com	504.000 Shares	29,295	28,582	
Evertec Inc	2,991.000 Shares	117,409	99,451	
Exlservice Hldgs Inc	2,008.000 Shares	62,044	62,971	
Exlservice Hldgs Inc	3,306.000 Shares	46,729	103,676	
Expedia Group Inc	227.000 Shares	24,851	28,600	
Exponent Inc	1,119.000 Shares	49,969	106,439	
Extra Space Storage Inc	565.000 Shares	58,604	87,807	
Exxon Mobil Corp	344.000 Shares	23,456	39,601	
Fair Isaac & Co Inc	40.093 Shares	51,490	59,685	
Fair Isaac & Co Inc	50.607 Shares	8,872	75,337	
Fanuc Corporation Unsp Adr	1,094.000 Shares	16,072	14,993	
Faro Tech Inc	931.000 Shares	21,443	14,896	
Fastenal Co	1,148.000 Shares	58,975	72,140	
Federal Rlty Invt Tr Sh Ben	91.806 Shares	9,806	9,270	
Federal Signal Corp	760.000 Shares	41,235	63,589	
Ferrari N V	88.222 Shares	16,290	36,027	
Fidelity Natl Information SE	431.000 Shares	27,136	32,480	
Fifth 3rd Bancorp Ohio	1,115.000 Shares	30,604	40,686	
First Citz Bancshares A	23.000 Shares	20,697	38,723	

See independent auditor's report.

PLUMBERS LOCAL NO 68 PENSION PLAN OF DEFINED CONTRIBUTION BENEFITS
SCHEDULE H, LINE 4i - SCHEDULE OF ASSETS (HELD AT END OF YEAR)
JUNE 30, 2024

Plan Number 001 EIN 74-6181280

(A)	(B) Identity of Issue, Borrower, Lessor or Similar Party	(C) Description of Investment Including Maturity Date, Rate of Interest, Par or Maturity Value	(D) Cost	(E) Current Value
	First Financial Bankshares Inc	3,030.000 Shares	76,127	89,476
	First Hawaiian Inc	702.000 Shares	13,625	14,574
	First Indust Realty Tr Inc	156.000 Shares	4,788	7,412
	Firstservice Corp	181.000 Shares	26,989	27,579
	Flextronics Intl Ltd	692.000 Shares	20,042	20,407
	Flowserve Corp	939.000 Shares	38,753	45,166
	Fortive Corp	282.000 Shares	20,782	20,896
	Fortune Brands Innovations Inc	500.000 Shares	29,453	32,470
	Fox Corp Cl B	471.000 Shares	13,418	15,081
	Fox Factory Holding Corp	414.000 Shares	16,201	19,951
	Free K K Com STK	624.000 Shares	13,167	9,397
	Freeport-McMoran Cl-B	389.000 Shares	12,743	18,905
	Full House Resorts	12,262.000 Shares	77,777	61,310
	Fuller H B & Company	747.000 Shares	38,944	57,489
	Fuller H B & Company	1,422.000 Shares	104,042	109,437
	F5 Inc	213.000 Shares	34,981	36,685
	Gallagher Arthur J & Co	66.485 Shares	9,628	17,240
	Gaming & Leisure Pptys Inc Com	717.000 Shares	37,157	32,416
	Gartner Inc	262.000 Shares	25,604	117,654
	Gartner Inc	156.000 Shares	63,709	70,053

See independent auditor's report.

PLUMBERS LOCAL NO 68 PENSION PLAN OF DEFINED CONTRIBUTION BENEFITS
SCHEDULE H, LINE 4i - SCHEDULE OF ASSETS (HELD AT END OF YEAR)
JUNE 30, 2024

Plan Number 001 EIN 74-6181280

(A)	(B) Identity of Issue, Borrower, Lessor or Similar Party	(C) Description of Investment Including Maturity Date, Rate of Interest, Par or Maturity Value	(D) Cost	(E) Current Value
	GE Healthcare Technologies Inc	186.000 Shares	13,683	14,493
	General Mills Inc	524.000 Shares	33,752	33,148
	Genius Sports Limited Cl A	19,707.000 Shares	80,359	107,403
	Genl Dynamics Corp	70.960 Shares	8,385	20,588
	Genl Dynamics Corp	145.000 Shares	28,843	42,070
	Genuine Parts Co	177.000 Shares	20,779	24,483
	Getty Realty Corp	2,533.000 Shares	87,602	67,530
	Gilead Science	881.000 Shares	70,053	60,445
	Globant S.A	130.000 Shares	25,711	23,174
	Globus Medical Inc A	405.000 Shares	21,956	27,738
	Globus Medical Inc A	1,151.000 Shares	58,798	78,832
	Godaddy Inc.	280.000 Shares	19,261	39,119
	Goldman Sachs GRP Inc	157.000 Shares	31,572	71,014
	Graphic Packaging Holding Co	554.000 Shares	15,540	14,520
	Graphic Packaging Holding Co	1,840.000 Shares	43,102	48,226
	Graphic Packaging Holding Co	634.000 Shares	17,427	16,617
	Grocery Outlet Hldg Corp	1,250.000 Shares	34,570	27,650
	Hamilton Lane Cl A	148.000 Shares	15,709	18,290
	Hanover Insurance Group Inc	434.00 Shares	48,065	54,441
	Hanover Insurance Group Inc	185.000 Shares	21,974	23,206

See independent auditor's report.

PLUMBERS LOCAL NO 68 PENSION PLAN OF DEFINED CONTRIBUTION BENEFITS
SCHEDULE H, LINE 4i - SCHEDULE OF ASSETS (HELD AT END OF YEAR)
JUNE 30, 2024

Plan Number 001 EIN 74-6181280

(A)	(B)	(C)	(D)	(E)
	Identity of Issue, Borrower, Lessor or Similar Party	Description of Investment Including Maturity Date, Rate of Interest, Par or Maturity Value	Cost	Current Value
	Harmonic Inc	5,468.000 Shares	50,599	64,358
	Hartford Fin Sers Grp Inc	340.000 Shares	16,896	34,184
	Hartford Fin Sers Grp Inc	153.000 Shares	10,053	15,383
	HDFC Bank LTD ADR	771.000 Shares	51,313	49,598
	HDFC Bank LTD ADR	285.000 Shares	15,400	18,334
	Healthcare TR Amer Inc Cl A	960.000 Shares	26,236	15,821
	Healthequity Inc Com	628.000 Shares	32,756	54,134
	Healthpeak Properties Inc	1,790.000 Shares	29,338	35,084
	Heartland Express Inc	674.000 Shares	8,823	8,310
	Heineken Nv Spn Adr	451.000 Shares	22,053	21,824
	Hemnet Group Ab Adr	689.000 Shares	11,501	20,270
	Henkel Ag & Co KGAA	1,355.000 Shares	22,778	26,666
	Henry Schein Inc	535.00 Shares	31,000	34,293
	Henry Schein Inc	820.000 Shares	56,600	52,562
	Hershey Company	87.997 Shares	17,815	16,176
	Hershey Company	84.330 Shares	17,265	15,502
	Hexagon Ab Adr	1,806.000 Shares	15,217	20,404
	Hillman Solutions Corp	6,517.000 Shares	58,852	57,675
	Hillman Solutions Corp	12,527.000 Shares	120,863	110,864
	Hologic Inc	368.000 Shares	26,463	27,324

PLUMBERS LOCAL NO 68 PENSION PLAN OF DEFINED CONTRIBUTION BENEFITS
SCHEDULE H, LINE 4i - SCHEDULE OF ASSETS (HELD AT END OF YEAR)
JUNE 30, 2024

Plan Number 001 EIN 74-6181280

(A)	(B) Identity of Issue, Borrower, Lessor or Similar Party	(C) Description of Investment Including Maturity Date, Rate of Interest, Par or Maturity Value	(D) Cost	(E) Current Value
	Home Depot Inc	83.868 Shares	26,537	28,871
	Hong Kong Exchanges & Clearing	1,202.000 Shares	39,061	38,520
	Host Hotels & Resorts Inc	697.000 Shares	11,573	12,532
	Houlihan Lokey Inc Cl A	1,332.000 Shares	56,209	179,634
	Hoya Corp Spons Adr	239.000 Shares	26,172	27,791
	HP Inc Com	1,024.000 Shares	28,719	35,860
	Hubbell Inc	123.000 Shares	15,841	44,954
	Huntington Bancshares	3,185.000 Shares	29,148	41,978
	Huntington Ingalls Industries	105.000 Shares	25,384	25,865
	Iac Inc New	538.000 Shares	34,387	25,205
	ICF Intl Inc	647.000 Shares	47,158	96,054
	Icon Plc	136.000 Shares	32,239	42,632
	IDEX Corporation Delaware	74.945 Shares	10,764	15,079
	Ill Tool Works Inc	372.000 Shares	86,290	88,149
	Illumina Inc	346.000 Shares	70,637	36,115
	Industria De Diseno Textil Ind	971.000 Shares	15,795	24,123
	Infusystems Holdings Inc	5,851.000 Shares	29,201	39,962
	Innodata Inc	2,244.000 Shares	19,256	33,279
	Integer Holdings Corp	610.000 Shares	34,142	70,632
	Intercontinental Exchange Inc	266.000 Shares	19,931	36,413

PLUMBERS LOCAL NO 68 PENSION PLAN OF DEFINED CONTRIBUTION BENEFITS
SCHEDULE H, LINE 4i - SCHEDULE OF ASSETS (HELD AT END OF YEAR)
JUNE 30, 2024

Plan Number 001 EIN 74-6181280

(A)	(B)	(C)	(D)	(E)
	Identity of Issue, Borrower, Lessor or Similar Party	Description of Investment Including Maturity Date, Rate of Interest, Par or Maturity Value	Cost	Current Value
	International Paper Co	178.000 Shares	7,588	7,681
	Interpublic Group of Cos Inc	1,219.000 Shares	31,798	35,461
	Interpublic Group of Cos Inc	1,240.000 Shares	37,503	36,072
	Intl Business Machines Corp	60.783 Shares	8,045	10,512
	Inventrust Pptys Corp New	331.000 Shares	8,095	8,196
	Invitation Homes Inc	1,859.000 Shares	40,515	66,720
	Iqvia Holdings Inc	687.000 Shares	76,269	145,259
	Iqvia Holdings Inc	151.000 Shares	16,001	31,927
	ITT INC	403.000 Shares	23,983	52,060
	I3 Verticals Inc Com Cl A	1,562.000 Shares	40,019	34,489
	J&J Snack Foods	383.000 Shares	54,874	62,188
	Jabil Circuit Inc	72.512 Shares	4,271	7,889
	Jack Henry & Assoc Inc	374.000 Shares	47,538	62,091
	Japan Exchange Group Inc	1,212.000 Shares	12,262	14,134
	Jazz Pharmaceuticals PLC	209.000 Shares	27,967	22,307
	John Bean Technologies Corp	1,001.000 Shares	94,533	95,065
	Johnson & Johnson	230.000 Shares	39,085	33,617
	Johnson Ctls Intl PLC	341.000 Shares	17,966	22,666
	Juniper Networks	765.000 Shares	20,841	27,892
	Kearny Finl Corp Md Com	2,989.000 Shares	26,856	18,382

See independent auditor's report.

PLUMBERS LOCAL NO 68 PENSION PLAN OF DEFINED CONTRIBUTION BENEFITS
SCHEDULE H, LINE 4i - SCHEDULE OF ASSETS (HELD AT END OF YEAR)
JUNE 30, 2024

Plan Number 001 EIN 74-6181280

(A)	(B) Identity of Issue, Borrower, Lessor or Similar Party	(C) Description of Investment Including Maturity Date, Rate of Interest, Par or Maturity Value	(D) Cost	(E) Current Value
	Kenvue Inc	576.000 Shares	12,963	10,472
	Kenvue Inc	1,708.000 Shares	32,805	31,051
	Keurig Dr Pepper Inc Com	784.000 Shares	23,026	26,186
	Keyence Corp	78.491 Shares	29,225	34,425
	Keysight Technologies Inc	392.000 Shares	62,402	53,606
	Kilroy Realty Corporation	431.000 Shares	30,085	13,434
	Kimberly Clark Corp	369.000 Shares	44,551	50,996
	Kimco Realty Corp Md	829.000 Shares	12,932	16,132
	Kinsale Cap Group Inc	295.000 Shares	15,897	113,658
	KKR & Co Inc Cl A	1,547.000 Shares	81,435	162,806
	KLA Corporation	144.000 Shares	19,174	118,729
	Kone OYJ ADR	643.000 Shares	17,326	15,881
	Koninklijke Ahold Delhaize NV	1,796.000 Shares	51,899	53,108
	Koru Medical Systems Inc	5,801.000 Shares	15,622	15,373
	Kroger Co	486.000 Shares	15,027	24,266
	L Oreal Co Adr	348.000 Shares	23,068	30,587
	La Z Boy Incorporated	1,704.000 Shares	52,553	63,525
	Labcorp Holdings Inc	126.000 Shares	19,074	25,642
	Labcorp Holdings Inc	133.000 Shares	28,175	27,067
	Lakeland Fincl	700.000 Shares	51,076	43,064

See independent auditor's report.

PLUMBERS LOCAL NO 68 PENSION PLAN OF DEFINED CONTRIBUTION BENEFITS
SCHEDULE H, LINE 4i - SCHEDULE OF ASSETS (HELD AT END OF YEAR)
JUNE 30, 2024

Plan Number 001 EIN 74-6181280

(A)	(B) Identity of Issue, Borrower, Lessor or Similar Party	(C) Description of Investment Including Maturity Date, Rate of Interest, Par or Maturity Value	(D) Cost	(E) Current Value
	Lancaster Colony Crp	178.000 Shares	22,990	33,637
	Landstar System Inc	631.000 Shares	71,319	116,407
	Lantheus Hldgs Inc Com	751.000 Shares	55,847	60,298
	Las Vegas Sands Corporation	918.000 Shares	41,279	40,621
	LCI INDS	249.000 Shares	30,533	25,742
	Legrand Sa	813.000 Shares	17,772	16,146
	Lemaitre Vascular Inc	753.000 Shares	26,539	61,957
	Lennar Corporation	1,077.000 Shares	46,124	161,410
	Leslies Inc	12,424.000 Shares	177,719	52,057
	Liberty Media Cor Ser C Lbrt	1,418.000 Shares	33,407	101,869
	Limoneira Company New Del	6,193.000 Shares	100,353	128,876
	Lincoln Elec Hldgs Inc	210.000 Shares	16,446	39,614
	Littlefuse Inc	216.000 Shares	45,565	55,207
	LKQ Corporation	755.000 Shares	27,903	31,400
	Lockheed Martin Corp	136.000 Shares	48,245	63,526
	Loews Corporation	724.000 Shares	34,581	54,112
	Lonza Group AG Zuerich Adr	788.000 Shares	25,549	43,004
	Lowes Companies Inc	123.00 Shares	27,066	27,117
	Lowes Companies Inc	368.000 Shares	69,881	81,129
	LVMH Moet Hennessy Luis Vuitton	150.000 Shares	15,353	22,944

PLUMBERS LOCAL NO 68 PENSION PLAN OF DEFINED CONTRIBUTION BENEFITS
SCHEDULE H, LINE 4i - SCHEDULE OF ASSETS (HELD AT END OF YEAR)
JUNE 30, 2024

Plan Number 001 EIN 74-6181280

(A)	(B) Identity of Issue, Borrower, Lessor or Similar Party	(C) Description of Investment Including Maturity Date, Rate of Interest, Par or Maturity Value	(D) Cost	(E) Current Value
	Lyondellbassell NV CL-A	272.000 Shares	20,215	26,020
	M&A Research Institute Holding	811.000 Shares	27,239	20,242
	M&T Bank Corp	323.000 Shares	48,692	48,889
	Magnolia Oil & Gas Corp Cl A	2,767.000 Shares	28,439	70,116
	Markel Group Inc	69.000 Shares	83,959	108,721
	Marriott Vacations Worldwide	133.000 Shares	21,896	11,614
	Marsh & McLennan Cos Inc	44.585 Shares	5,962	9,395
	Marten Transport LTD	2,573.000 Shares	38,585	47,472
	Martin Marietta Materials	71.878 Shares	11,519	38,943
	Martin Marietta Materials	155.000 Shares	73,041	83,979
	Marvell Technology Inc	176.000 Shares	13,656	12,302
	Masco Corp	1,482.000 Shares	72,649	98,805
	Mastercard Inc Cl A	565.000 Shares	118,521	249,255
	Mastercard Inc Cl A	511.000 Shares	86,616	225,433
	Mastercard Inc Cl A	123.000 Shares	28,617	54,263
	Mastercard Inc Cl A	243.000 Shares	82,857	107,202
	Matador Res Co	1,642.000 Shares	48,858	97,863
	Maxlinear Inc Class A	2,401.000 Shares	49,597	48,356
	Mc Donalds Corp	95.996 Shares	17,813	24,464
	Mc Donalds Corp	101.000 Shares	23,168	25,739

PLUMBERS LOCAL NO 68 PENSION PLAN OF DEFINED CONTRIBUTION BENEFITS
SCHEDULE H, LINE 4i - SCHEDULE OF ASSETS (HELD AT END OF YEAR)
JUNE 30, 2024

Plan Number 001 EIN 74-6181280

(A)	(B) Identity of Issue, Borrower, Lessor or Similar Party	(C) Description of Investment Including Maturity Date, Rate of Interest, Par or Maturity Value	(D) Cost	(E) Current Value
	Medtronic Plc Shs	238.000 Shares	28,004	18,733
	Mercadolibre Inc	24.798 Shares	23,474	40,753
	Merck & Co Inc New Com	128.000 Shares	11,159	15,846
	Merck KGAA Spd Adr	439.000 Shares	11,720	14,562
	Mesa Laboratories Inc	153.000 Shares	27,112	13,276
	Metlife Incorporated	300.000 Shares	19,455	21,057
	Mgic Invt Corp	1,534.000 Shares	22,507	33,058
	Microchip Technology Inc	384.000 Shares	31,331	35,136
	Microchip Technology Inc	179.000 Shares	16,284	16,379
	Micron Tech Inc	275.000 Shares	16,971	36,171
	Microsoft Corp	404.000 Shares	96,007	180,568
	Microsoft Corp	1,249.000 Shares	227,684	558,241
	Microsoft Corp	574.000 Shares	60,325	256,549
	Microsoft Corp	229.000 Shares	21,516	102,352
	Microsoft Corp	87.954 Shares	21,186	39,311
	Mid Amer Apart Comm Inc	143.000 Shares	19,554	20,393
	Middleby Corp Del	255.000 Shares	22,811	31,266
	Mitek Sys New	1,641.000 Shares	6,352	18,346
	Mobileye Global Inc Cl A	1,581.000 Shares	43,600	44,402
	Mobileye Global Inc Cl A	1,092.000 Shares	29,825	30,669

See independent auditor's report.

PLUMBERS LOCAL NO 68 PENSION PLAN OF DEFINED CONTRIBUTION BENEFITS
SCHEDULE H, LINE 4i - SCHEDULE OF ASSETS (HELD AT END OF YEAR)
JUNE 30, 2024

Plan Number 001 EIN 74-6181280

(A)	(B) Identity of Issue, Borrower, Lessor or Similar Party	(C) Description of Investment Including Maturity Date, Rate of Interest, Par or Maturity Value	(D) Cost	(E) Current Value
	Moderna Inc	716.000 Shares	96,330	85,025
	Mohawk Industries Inc	234.000 Shares	22,160	26,580
	Mohawk industries Inc	130.000 Shares	15,035	14,767
	Mondelez Intl Inc Com	269.000 Shares	16,626	17,603
	Morgan Stanley	1,534.000 Shares	83,909	149,089
	Morgan Stanley	444.000 Shares	38,110	43,152
	Motorola Solutions Inc	59.002 Shares	7,774	22,778
	Motorola Solutions Inc	62.000 Shares	6,181	23,935
	MSC Indl Direct Co Class A	394.000 Shares	37,181	31,248
	MSCI Inc Com	221.000 Shares	112,738	106,467
	NASDAQ Inc Com	1,605.000 Shares	86,274	96,717
	National Health Investors Inc	221.000 Shares	11,443	14,968
	Natl Beverage Corp	1,951.000 Shares	46,232	99,969
	Natl Fuel Gas Co	387.000 Shares	16,400	20,972
	Natural Gas Services	3,479.000 Shares	43,581	69,997
	Neogen Corp	1,590.000 Shares	43,052	24,852
	Neogenomics Inc	1,751.000 Shares	29,993	24,286
	Nestle Spon Adr Rep Reg Shr	429.000 Shares	48,676	43,788
	Netflix Inc	310.000 Shares	72,633	209,213
	Netstreit Corp	2,651.000 Shares	45,330	42,681

See independent auditor's report.

PLUMBERS LOCAL NO 68 PENSION PLAN OF DEFINED CONTRIBUTION BENEFITS
SCHEDULE H, LINE 4i - SCHEDULE OF ASSETS (HELD AT END OF YEAR)
JUNE 30, 2024

Plan Number 001 EIN 74-6181280

(A)	(B) Identity of Issue, Borrower, Lessor or Similar Party	(C) Description of Investment Including Maturity Date, Rate of Interest, Par or Maturity Value	(D) Cost	(E) Current Value
	Netstreit Corp	622.000 Shares	12,462	10,014
	Nextera Energy Inc	362.000 Shares	26,029	25,633
	Nike Inc B	1,272.000 Shares	106,877	95,871
	Nike Inc B	162.000 Shares	25,128	12,210
	Nintendo Co Ltd Adr New	1,360.000 Shares	13,393	18,088
	Nisource Inc	738.000 Shares	21,358	21,262
	NNN Reit Inc	561.000 Shares	22,913	23,899
	Nomura Resh Inst Ltd Adr	1,503.000 Shares	39,609	42,242
	Norfolk Southern Corp	180.000 Shares	44,513	38,644
	Norfolk Southern Corp	237.000 Shares	50,813	50,882
	Northern Trust Corp	278.000 Shares	26,475	23,346
	Northern Trust Corp	605.000 Shares	45,730	50,808
	Northrop Grumman CP	42.458 Shares	16,000	18,510
	Northwestern Energy Group Inc	872.000 Shares	44,577	43,670
	Novanta Inc	567.000 Shares	48,969	92,483
	Novo Nordisk A/S Adr	1,004.000 Shares	93,679	143,311
	Novo Nordisk A/S Adr	793.000 Shares	56,376	113,193
	Nu Hldgs Ltd Ord Shs Cl A	1,617.000 Shares	15,618	20,843
	NV5 Flobal Inc	334.000 Shares	41,043	31,052
	NXP Semiconductors NV	118.000 Shares	12,980	31,753

PLUMBERS LOCAL NO 68 PENSION PLAN OF DEFINED CONTRIBUTION BENEFITS
SCHEDULE H, LINE 4i - SCHEDULE OF ASSETS (HELD AT END OF YEAR)
JUNE 30, 2024

Plan Number 001 EIN 74-6181280

(A)	(B) Identity of Issue, Borrower, Lessor or Similar Party	(C) Description of Investment Including Maturity Date, Rate of Interest, Par or Maturity Value	(D) Cost	(E) Current Value
	NXP Semiconductors NV	75.428 Shares	12,267	20,297
	NXP Semiconductors NV	387.000 Shares	74,939	104,138
	Occidental Petroleum Corp De	528.000 Shares	31,865	33,280
	Old Natl Bancorp Ind	2,403.000 Shares	38,228	41,308
	Ollies Bargain Outlet Hldg Inc	757.000 Shares	43,418	74,315
	Omnicell Inc	464.000 Shares	22,901	12,560
	Omnicom Group	106.000 Shares	8,409	9,508
	On Semiconductor Corp	157.000 Shares	11,349	10,762
	On Semiconductor Corp	211.000 Shares	15,255	14,464
	One Gas Inc	451.000 Shares	27,043	28,796
	Oneok Inc	391.000 Shares	28,141	31,886
	Onto Innovation Inc	701.000 Shares	47,634	153,912
	Oracle Corp	387.000 Shares	30,112	54,644
	Oracle Corp	695.000 Shares	54,577	98,134
	Oshkosh Corp	288.000 Shares	29,852	31,162
	Packaging Corp Amer	227.000 Shares	20,424	41,441
	Packaging Corp Amer	185.000 Shares	28,220	33,774
	Palomar Hldgs Inc	320.000 Shares	25,102	25,968
	Parker Hannifin Corp	46.825 Shares	15,225	23,685
	Paycom Software Inc	298.000 Shares	60,319	42,626

PLUMBERS LOCAL NO 68 PENSION PLAN OF DEFINED CONTRIBUTION BENEFITS
SCHEDULE H, LINE 4i - SCHEDULE OF ASSETS (HELD AT END OF YEAR)
JUNE 30, 2024

Plan Number 001 EIN 74-6181280

(A)	(B) Identity of Issue, Borrower, Lessor or Similar Party	(C) Description of Investment Including Maturity Date, Rate of Interest, Par or Maturity Value	(D) Cost	(E) Current Value
	Paycom Software Inc	303.000 Shares	43,081	43,341
	Pebblebrook Hotel Tr Com	3,004.000 Shares	41,469	41,305
	Pepsico Inc Nc	113.000 Shares	16,369	18,637
	Pepsico Inc Nc	423.000 Shares	61,274	69,765
	Perficient Inc	713.000 Shares	47,765	53,325
	Performant Financial Corp	15,444.000 Shares	34,083	44,788
	Pernod Ricard Sa Adr	451.000 Shares	15,256	12,248
	Pernod Ricard Sa Adr	527.000 Shares	17,407	14,312
	Pfizer Inc	364.000 Shares	14,858	10,185
	PG&E Corp	2,420.000 Shares	40,461	42,253
	Philip Morris Intl Inc	396.000 Shares	38,049	40,127
	Pinnacle West Capital Corp	182.000 Shares	13,055	13,901
	Plexus Corp	619.000 Shares	42,154	63,868
	PNC Finl Svcs GP	194.000 Shares	34,473	30,163
	PNC Finl Svcs GP	106.000 Shares	15,873	16,481
	Polaris Inc	377.000 Shares	45,612	29,523
	Post Holdings Inc	231.000 Shares	13,480	24,061
	PPG Industries Inc	250.000 Shares	40,583	31,473
	Primerica Inc	546.000 Shares	56,345	129,173
	Procter & Gamble	233.000 Shares	16,857	38,426

See independent auditor's report.

PLUMBERS LOCAL NO 68 PENSION PLAN OF DEFINED CONTRIBUTION BENEFITS
SCHEDULE H, LINE 4i - SCHEDULE OF ASSETS (HELD AT END OF YEAR)
JUNE 30, 2024

Plan Number 001 EIN 74-6181280

(A)	(B) Identity of Issue, Borrower, Lessor or Similar Party	(C) Description of Investment Including Maturity Date, Rate of Interest, Par or Maturity Value	(D) Cost	(E) Current Value
	Procter & Gamble	192.000 Shares	26,699	31,665
	Progressive Corp Ohio	70.488 Shares	7,110	14,641
	Progressive Corp Ohio	202.000 Shares	42,556	41,957
	Prologis Inc Com	935.000 Shares	59,028	105,010
	Prologis Inc Com	138.000 Shares	16,886	15,499
	PTC Inc Com	155.000 Shares	10,553	28,159
	Public Service Enterprise GP	207.000 Shares	14,749	15,256
	Public Service Enterprise GP	217.000 Shares	13,271	15,993
	Public Storage	105.000 Shares	27,156	30,203
	Quest Diagnostics Inc	161.000 Shares	22,323	22,038
	Quest Diagnostics Inc	426.000 Shares	57,483	58,311
	R P M Inc	369.000 Shares	30,320	39,734
	Radnet Inc	1,967.000 Shares	33,113	115,896
	Ralph Lauren Corp Cl A	138.000 Shares	11,581	24,158
	Raymond James Fincl Inc	389.000 Shares	20,926	48,084
	Rayonier Incorporated	628.000 Shares	18,388	18,269
	RBC Bearings Inc	473.000 Shares	61,080	127,606
	RBC Bearings Inc	429.000 Shares	58,070	115,736
	Realty Income Corp	747.000 Shares	39,752	39,457
	Regency CTRS Corp	520.000 Shares	31,333	32,344

PLUMBERS LOCAL NO 68 PENSION PLAN OF DEFINED CONTRIBUTION BENEFITS
SCHEDULE H, LINE 4i - SCHEDULE OF ASSETS (HELD AT END OF YEAR)
JUNE 30, 2024

Plan Number 001 EIN 74-6181280

(A)	(B) Identity of Issue, Borrower, Lessor or Similar Party	(C) Description of Investment Including Maturity Date, Rate of Interest, Par or Maturity Value	(D) Cost	(E) Current Value
	Regency CTRS Corp	953.000 Shares	59,646	59,276
	Regency CTRS Corp	529.000 Shares	32,619	32,904
	Regions Financial Corp New	2,179.000 Shares	25,210	43,667
	Reinsurance Group of America	158.000 Shares	25,082	32,433
	Relx Plc Sponsored Adr	849.000 Shares	18,494	38,952
	Renaissance Re Holdings Ltd	246.000 Shares	47,531	54,983
	Republic Services Inc	70.829 Shares	7,651	13,765
	Republic Services Inc	77.738 Shares	12,345	15,108
	Rexford Indl Realty Inc	346.000 Shares	16,679	15,428
	Rexford Indl Realty Inc	919.000 Shares	43,029	40,978
	Ribbon Communications Inc	19,457.000 Shares	59,406	64,014
	Riot Platforms Inc	5,245.000 Shares	63,174	47,939
	RLI Corp	642.000 Shares	41,340	90,323
	Rockwell Automation Inc	76.000 Shares	12,510	20,921
	Roper Technologies Inc	139.000 Shares	74,691	78,349
	RTX Corporation	164.000 Shares	12,388	16,464
	RTX Corporation	293.000 Shares	24,524	29,414
	Ryman Hospitality PPTYS Inc	206.000 Shares	21,820	20,571
	S&P Global Inc Com	77.000 Shares	14,039	34,342
	S&P Global Inc Com	233.000 Shares	84,023	103,918

PLUMBERS LOCAL NO 68 PENSION PLAN OF DEFINED CONTRIBUTION BENEFITS
SCHEDULE H, LINE 4i - SCHEDULE OF ASSETS (HELD AT END OF YEAR)
JUNE 30, 2024

Plan Number 001 EIN 74-6181280

(A)	(B) Identity of Issue, Borrower, Lessor or Similar Party	(C) Description of Investment Including Maturity Date, Rate of Interest, Par or Maturity Value	(D) Cost	(E) Current Value
	Sabra Health Care REIT Inc	1,954.000 Shares	30,230	30,092
	Salesforce Inc	279.000 Shares	46,948	71,731
	Salesforce Inc	976.000 Shares	151,492	250,930
	Salesforce Inc	156.000 Shares	37,607	40,108
	Saul Ctrs Inc	104.000 Shares	5,960	3,824
	SBA Communicarns Corp New CI A	297.000 Shares	62,189	58,301
	Schibsted Adr	681.000 Shares	19,646	20,160
	Sea Limited Adr	255.000 Shares	16,363	18,212
	Seagate Technology Hldngs PLC	185.000 Shares	16,025	19,105
	Service Corp Intl	580.000 Shares	42,231	41,255
	Servicenow Inc	352.000 Shares	96,608	276,908
	Shake Shack Inc CL A	454.000 Shares	27,528	40,860
	Shimano Inc Adr	662.000 Shares	12,219	10,225
	Shopify Inc	1,878.000 Shares	116,977	124,042
	Shopify Inc	351.000 Shares	20,367	23,184
	Sig Group Ag Namen Akt	778.000 Shares	17,842	14,243
	Silgan Holdings Inc	673.000 Shares	20,829	28,488
	Simon PPTY Group Inc	95.199 Shares	13,349	14,451
	Siteone Landscape Supply Inc	672.000 Shares	47,027	81,588
	Siteone Landscape Supply Inc	467.000 Shares	43,648	56,698

PLUMBERS LOCAL NO 68 PENSION PLAN OF DEFINED CONTRIBUTION BENEFITS
SCHEDULE H, LINE 4i - SCHEDULE OF ASSETS (HELD AT END OF YEAR)
JUNE 30, 2024

Plan Number 001 EIN 74-6181280

(A)	(B) Identity of Issue, Borrower, Lessor or Similar Party	(C) Description of Investment Including Maturity Date, Rate of Interest, Par or Maturity Value	(D) Cost	(E) Current Value
	Sitime Corporation	363.000 Shares	37,976	45,150
	Skyline Corp	277.000 Shares	15,101	18,767
	Snap-On Inc	178.000 Shares	30,226	46,527
	Sonoco Products Co	447.000 Shares	25,235	22,672
	Sonos Inc	710.000 Shares	13,721	10,480
	Southwest Airlines	1,186.000 Shares	29,508	33,931
	Spire Inc	456.000 Shares	27,847	27,693
	SPS Commerce Inc	338.000 Shares	41,858	63,598
	SPX Technologies Inc	345.000 Shares	28,527	49,038
	STAAR Surgical Co New	526.000 Shares	15,641	25,043
	Standex International Corp	321.000 Shares	18,764	51,729
	Starbucks Corp Washington	393.000 Shares	29,117	30,595
	Starbucks Corp Washington	823.000 Shares	88,434	64,071
	State Street Corp	265.000 Shares	14,482	19,610
	State Street Corp	532.000 Shares	40,608	39,368
	Stifel Financial Corporation	993.000 Shares	53,287	83,561
	Stryker Corp	243.000 Shares	61,086	82,681
	Sun Communities Inc	314.000 Shares	27,822	37,787
	Surmodics Inc	1,649.000 Shares	45,583	69,324
	Synovus Financial Corp	1.865.000 Shares	71,501	74,954

PLUMBERS LOCAL NO 68 PENSION PLAN OF DEFINED CONTRIBUTION BENEFITS
SCHEDULE H, LINE 4i - SCHEDULE OF ASSETS (HELD AT END OF YEAR)
JUNE 30, 2024

Plan Number 001 EIN 74-6181280

(A)	(B) Identity of Issue, Borrower, Lessor or Similar Party	(C) Description of Investment Including Maturity Date, Rate of Interest, Par or Maturity Value	(D) Cost	(E) Current Value
	Sysco Corp	481.000 Shares	35,835	34,339
	Sysco Corp	190.000 Shares	15,475	13,564
	Sysco Corp	244.000 Shares	19,644	17,419
	T Rowe Price Group Inc	343.000 Shares	33,616	39,551
	Taiwan Smcndctr MFG CO LTD ADI	344.000 Shares	31,615	59,791
	Taiwan Smcndctr MFG CO LTD ADI	566.000 Shares	27,988	98,376
	Taiwan Smcndctr MFG CO LTD ADI	291.000 Shares	13,171	50,579
	Take Two Interactive Software	180.000 Shares	21,491	27,988
	Tapestry Inc	441.000 Shares	17,152	18,870
	TD Synnex Corporation	131.000 Shares	15,704	15,117
	TD Synnex Corporation	462.000 Shares	23,584	53,315
	TE Connectivity LTD New	184.000 Shares	24,134	27,679
	Techtronic Ind Ltd Spons ADR	457.000 Shares	29,102	26,106
	Teck Resources LTD	512.000 Shares	15,580	24,525
	Teledyne Tech Inc	105.000 Shares	39,793	40,738
	Telos Corp MD	5,774.000 Shares	22,598	23,211
	Tencent Hldgs Ltd Unspn Adr	937.000 Shares	41,339	44,376
	Tencent Hldgs Ltd Unspn Adr	404.000 Shares	20,665	19,133
	Teradyne Inc	52.604 Shares	4,879	7,801
	Terreno Rlty Corp Com	542.000 Shares	22,865	32,076

See independent auditor's report.

PLUMBERS LOCAL NO 68 PENSION PLAN OF DEFINED CONTRIBUTION BENEFITS
SCHEDULE H, LINE 4i - SCHEDULE OF ASSETS (HELD AT END OF YEAR)
JUNE 30, 2024

Plan Number 001 EIN 74-6181280

(A)	(B)	(C)	(D)	(E)
	Identity of Issue, Borrower, Lessor or Similar Party	Description of Investment Including Maturity Date, Rate of Interest, Par or Maturity Value	Cost	Current Value
	Territorial Bancorp Inc	3,544.000 Shares	56,079	28,706
	Texas Instruments	672.000 Shares	116,125	130,724
	Texas Instruments	154.000 Shares	17,768	29,958
	Texas Instruments	168.000 Shares	29,453	32,681
	Texas Roadhouse Inc Cl A	701.000 Shares	44,782	120,369
	The Cigna Group	72.024 Shares	15,123	23,809
	The Cooper Companies Inc	1,350.000 Shares	133,730	117,855
	The Scotts Miracle-Gro Company	1,011.000 Shares	87,028	65,776
	The Simply Good Foods Company	1,252.000 Shares	27,672	45,235
	Thermo Fisher Scientific	88.000 Shares	46,501	48,664
	Thermo Fisher Scientific	435.000 Shares	242,193	240,555
	Thermo Fisher Scientific	62.387 Shares	13,635	34,500
	Thermo Fisher Scientific	123.000 Shares	56,713	68,019
	Thor Industries Inc	902.000 Shares	56,521	84,292
	Tidewater Inc New	447.000 Shares	49,037	42,559
	Timken Co	334.000 Shares	25,453	26,763
	Timken Co	212.000 Shares	17,881	16,988
	TJX Cos Inc New	858.000 Shares	41,998	94,466
	TJX Cos Inc New	301.000 Shares	20,269	33,140
	TJX Cos Inc New	980.000 Shares	66,085	107,898

PLUMBERS LOCAL NO 68 PENSION PLAN OF DEFINED CONTRIBUTION BENEFITS
SCHEDULE H, LINE 4i - SCHEDULE OF ASSETS (HELD AT END OF YEAR)
JUNE 30, 2024

Plan Number 001 EIN 74-6181280

(A)	(B) Identity of Issue, Borrower, Lessor or Similar Party	(C) Description of Investment Including Maturity Date, Rate of Interest, Par or Maturity Value	(D) Cost	(E) Current Value
	Topbuild Corp Com	53.168 Shares	11,667	20,484
	Totalenergies Se Sponsored Ads	348.000 Shares	17,485	23,205
	Transcat Inc	740.000 Shares	19,561	88,563
	Travelers Companies Inc Com	64.319 Shares	12,026	13,079
	Trex Company Inc	1,139.000 Shares	45,183	84,423
	Trimble Inc	1,004.000 Shares	43,424	56,144
	Truist Finl Corp	543.000 Shares	20,605	21,096
	Truist Finl Corp	1,095.000 Shares	35,546	42,541
	Tyler Technologies Inc	104.000 Shares	24,144	52,289
	U F P Tech Inc Rest	61.623 Shares	9,258	16,260
	U S Bancorp Com New	413.000 Shares	16,110	16,396
	U S Bancorp Com New	449.000 Shares	17,174	17,825
	UL Solutions Inc Class A	359.000 Shares	12,731	15,146
	Ulta Beauty Inc	77.496 Shares	32,175	29,903
	Unifirst CP	512.000 Shares	96,766	87,823
	Unilever PLC	586.000 Shares	32,576	32,224
	Union Pacific Corp	271.000 Shares	38,873	61,316
	Union Pacific Corp	107.000 Shares	26,020	24,210
	United Parcel Ser Inc CL-B	256.000 Shares	48,478	35,034
	United Rentals Inc	48.485 Shares	17,000	31,357

See independent auditor's report.

PLUMBERS LOCAL NO 68 PENSION PLAN OF DEFINED CONTRIBUTION BENEFITS
SCHEDULE H, LINE 4i - SCHEDULE OF ASSETS (HELD AT END OF YEAR)
JUNE 30, 2024

Plan Number 001 EIN 74-6181280

(A)	(B) Identity of Issue, Borrower, Lessor or Similar Party	(C) Description of Investment Including Maturity Date, Rate of Interest, Par or Maturity Value	(D) Cost	(E) Current Value
	Unitedhealth GP Inc	318.000 Shares	98,660	161,945
	Unitedhealth GP Inc	60.207 Shares	28,637	30,661
	Unitedhealth GP Inc	116.000 Shares	49,803	59,074
	Universal Health Services B	99.000 Shares	11,300	18,308
	Universal Health Services B	238.000 Shares	32,501	44,013
	US Foods Holding Corp	666.000 Shares	17,934	35,285
	US Foods Holding Corp	1,572.000 Shares	58,917	83,285
	Ventas Inc	256.000 Shares	16,094	13,123
	Ventas Inc	1,864.000 Shares	103,700	95,549
	Ventas Inc	182.000 Shares	9,831	9,329
	Veralto Corp	125.000 Shares	11,760	11,934
	Vericel Corp	505.000 Shares	17,910	23,169
	Verizon Communications	296.000 Shares	16,762	12,207
	Vertex Inc Cl A	724.000 Shares	21,583	26,100
	Viavi Solutions Inc Com	2,642.000 Shares	19,443	18,151
	Vici Properties Inc	2,113.000 Shares	49,653	60,516
	Vici Properties Inc	584.000 Shares	17,181	16,726
	Vinci Sa Adr	1,119.000 Shares	33,435	29,497
	Visa Inc Cl A	1,074.000 Shares	171,696	281,893
	Visa Inc Cl A	40.995 Shares	5,096	10,760

PLUMBERS LOCAL NO 68 PENSION PLAN OF DEFINED CONTRIBUTION BENEFITS
SCHEDULE H, LINE 4i - SCHEDULE OF ASSETS (HELD AT END OF YEAR)
JUNE 30, 2024

Plan Number 001 EIN 74-6181280

(A)	(B) Identity of Issue, Borrower, Lessor or Similar Party	(C) Description of Investment Including Maturity Date, Rate of Interest, Par or Maturity Value	(D) Cost	(E) Current Value
	Visa Inc Cl A	145.000 Shares	18,135	38,058
	Walmart Inc	1,462.000 Shares	73,679	98,992
	Walmart Inc	561.000 Shares	26,573	37,985
	Walt Disney Co Hldg Co	562.000 Shares	53,257	55,801
	Warner Bros Discovery Inc Ser	4,230.000 Shares	52,591	31,471
	Warner Music Group Corp	313.000 Shares	10,117	9,593
	Watsco Inc	360.000 Shares	59,608	166,766
	WD 40 Company	417.000 Shares	55,873	91,590
	WD 40 Company	161.000 Shares	28,155	35,362
	WEC Energy Group Inc Com	530.000 Shares	33,031	41,584
	WEC Energy Group Inc Com	421.000 Shares	34,186	33,032
	Wells Fargo & Co New	507.000 Shares	12,432	30,111
	Wells Fargo & Co New	475.000 Shares	19,391	28,210
	Wells Fargo & Co New	1,069.000 Shares	48,713	63,488
	Welltower Inc	1,093.000 Shares	64,338	113,945
	Westamerica Bancorporation	300.000 Shares	14,843	14,559
	Western New England Bancorp In	9,193.000 Shares	74,142	63,248
	Weyerhaeuser Co	942.000 Shares	24,663	26,743
	Weyerhaeuser Co	502.000 Shares	16,866	14,252
	Williams Co Inc	1,279.000 Shares	28,985	54,357

See independent auditor's report.

PLUMBERS LOCAL NO 68 PENSION PLAN OF DEFINED CONTRIBUTION BENEFITS
SCHEDULE H, LINE 4i - SCHEDULE OF ASSETS (HELD AT END OF YEAR)
JUNE 30, 2024

Plan Number 001 EIN 74-6181280

(A)	(B) Identity of Issue, Borrower, Lessor or Similar Party	(C) Description of Investment Including Maturity Date, Rate of Interest, Par or Maturity Value	(D) Cost	(E) Current Value
	Willis Towers Watson PLC Ltd	210.000 Shares	52,340	55,049
	Willscot Mobile Mini Holdings	1,157.000 Shares	51,404	43,549
	Wolters Kluwer Nv Spon Adr	141.000 Shares	12,461	23,393
	Wolters Kluwer Nv Spon Adr	235.000 Shares	12,300	38,988
	Workday Inc Cl A	479.000 Shares	79,423	107,085
	Workday Inc Cl A	424.000 Shares	95,774	94,789
	Xcel Energy Inc	582.000 Shares	26,138	31,085
	Xcel Energy Inc	304.000 Shares	21,305	16,237
	Xcel Energy Inc	261.000 Shares	14,124	13,940
	Zebra Tech Cl-A	94.000 Shares	20,868	29,039
	Zebra Tech Cl-A	199.000 Shares	53,999	61,477
	Zimmer Biomet Hldgs Inc Com	240.000 Shares	27,050	26,047
	Zimmer Biomet Hldgs Inc Com	789.000 Shares	88,795	85,630
	Zoetis Inc Class-A	944.000 Shares	103,802	163,652
	Zoetis Inc Class-A	589.000 Shares	56,540	102,109
	Zoetis Inc Class-A	135.000 Shares	10,712	23,404
	Total Common Stocks		<u>28,454,588</u>	<u>38,833,511</u>
	<u>Corporate Bonds</u>			
	The Walt Disney Co	\$150,000 principal amount, 7.280%; due 06/30/2028	182,620	161,415

PLUMBERS LOCAL NO 68 PENSION PLAN OF DEFINED CONTRIBUTION BENEFITS
SCHEDULE H, LINE 4i - SCHEDULE OF ASSETS (HELD AT END OF YEAR)
JUNE 30, 2024

Plan Number 001 EIN 74-6181280

(A)	(B) Identity of Issue, Borrower, Lessor or Similar Party	(C) Description of Investment Including Maturity Date, Rate of Interest, Par or Maturity Value	(D) Cost	(E) Current Value
	International Business Machines Corp	\$280,000 principal amount, 3.500%; due 05/15/2029	289,830	261,916
	Aflac Inc	\$205,000 principal amount, 3.600%; due 04/01/2030	212,553	190,680
	Wells Fargo & Co	\$225,000 principal amount, 2.879%; due 10/30/2030	215,494	199,507
	Citigroup Inc	\$210,000 principal amount, 4.412%; due 03/31/2031	<u>233,082</u>	<u>199,731</u>
	Total Corporate Bonds		<u>1,133,579</u>	<u>1,013,249</u>
	<u>Limited Partnership</u>			
	Boyd Watterson GSA		<u>1,000,000</u>	<u>1,069,641</u>
	TOTAL INVESTMENTS		<u>\$ 50,088,461</u>	<u>\$ 59,653,139</u>

* Represents a party-in-interest transaction.

Form 5500

Department of the Treasury
Internal Revenue Service

Department of Labor
Employee Benefits Security
Administration

Pension Benefit Guaranty Corporation

Annual Return/Report of Employee Benefit Plan

This form is required to be filed for employee benefit plans under sections 104 and 4065 of the Employee Retirement Income Security Act of 1974 (ERISA) and sections 6057(b) and 6058(a) of the Internal Revenue Code (the Code).

▶ **Complete all entries in accordance with the instructions to the Form 5500.**

OMB Nos. 1210 - 0110
1210 - 0089

2023

This Form is Open to Public Inspection

Part I Annual Report Identification Information

For calendar plan year 2023 or fiscal plan year beginning **07/01/2023** and ending **06/30/2024**

- A** This return/report is for: a multiemployer plan a multiple-employer plan (Filers checking this box must provide participating employer information in accordance with the form instructions.)
- B** This return/report is: a single-employer plan a DFE (specify) _____
 the first return/report the final return/report
 an amended return/report a short plan year return/report (less than 12 months)
- C** If the plan is a collectively-bargained plan, check here ▶
- D** Check box if filing under: Form 5558 automatic extension the DFVC program
 special extension (enter description)
- E** If this is a retroactively adopted plan permitted by SECURE Act section 201, check here ▶


Part II Basic Plan Information - enter all requested information

1a Name of plan PLUMBERS LOCAL 68 PENSION PLAN OF DEFINED CONTRIBUTION BENEFITS	1b Three-digit plan number (PN) ▶	001
	1c Effective date of plan	06/20/1964
2a Plan sponsor's name (employer, if for a single-employer plan) Mailing address (include room, apt., suite no. and street, or P.O. Box) City or town, state or province, country, and ZIP or foreign postal code (if foreign, see instructions) PLUMBERS LOCAL NO. 68 PENSION PLAN OF DEFINED CONTR P.O. BOX 8726 HOUSTON TX 77249-8726	2b Employer Identification Number (EIN)	90-1259351
	2c Plan Sponsor's telephone number	713-869-2592
	2d Business code (see instructions)	525100

Caution: A penalty for the late or incomplete filing of this return/report will be assessed unless reasonable cause is established.

Under penalties of perjury and other penalties set forth in the instructions, I declare that I have examined this return/report, including accompanying schedules, statements and attachments, as well as the electronic version of this return/report, and to the best of my knowledge and belief, it is true, correct, and complete.

XX

SIGN HERE		4-8-2025	WILLIAM A VENABLE II
	Signature of plan administrator	Date	Enter name of individual signing as plan administrator
SIGN HERE			
	Signature of employer/plan sponsor	Date	Enter name of individual signing as employer or plan sponsor
SIGN HERE			
	Signature of DFE	Date	Enter name of individual signing as DFE

For Paperwork Reduction Act Notice, see the Instructions for Form 5500.

Form 5500 (2023)
v. 230728

Form 5500

Department of the Treasury
Internal Revenue Service

Department of Labor
Employee Benefits Security
Administration

Pension Benefit Guaranty Corporation

Annual Return/Report of Employee Benefit Plan

This form is required to be filed for employee benefit plans under sections 104 and 4065 of the Employee Retirement Income Security Act of 1974 (ERISA) and sections 6057(b) and 6058(a) of the Internal Revenue Code (the Code).

▶ **Complete all entries in accordance with the instructions to the Form 5500.**

OMB Nos. 1210 - 0110
1210 - 0089

2023

This Form is Open to Public Inspection

Part I Annual Report Identification Information

For calendar plan year 2023 or fiscal plan year beginning **07/01/2023** and ending **06/30/2024**

- A** This return/report is for: a multiemployer plan a multiple-employer plan (Filers checking this box must provide participating employer information in accordance with the form instructions.)
- B** This return/report is: a single-employer plan a DFE (specify) _____
 the first return/report the final return/report
 an amended return/report a short plan year return/report (less than 12 months)
- C** If the plan is a collectively-bargained plan, check here ▶
- D** Check box if filing under: Form 5558 automatic extension the DFVC program
 special extension (enter description)
- E** If this is a retroactively adopted plan permitted by SECURE Act section 201, check here ▶


Part II Basic Plan Information - enter all requested information

1a Name of plan PLUMBERS LOCAL 68 PENSION PLAN OF DEFINED CONTRIBUTION BENEFITS	1b Three-digit plan number (PN) ▶	001
	1c Effective date of plan	06/20/1964
2a Plan sponsor's name (employer, if for a single-employer plan) Mailing address (include room, apt., suite no. and street, or P.O. Box) City or town, state or province, country, and ZIP or foreign postal code (if foreign, see instructions) PLUMBERS LOCAL NO. 68 PENSION PLAN OF DEFINED CONTR	2b Employer Identification Number (EIN)	90-1259351
	2c Plan Sponsor's telephone number	713-869-2592
P.O. BOX 8726 HOUSTON TX 77249-8726	2d Business code (see instructions)	525100

Caution: A penalty for the late or incomplete filing of this return/report will be assessed unless reasonable cause is established.

Under penalties of perjury and other penalties set forth in the instructions, I declare that I have examined this return/report, including accompanying schedules, statements and attachments, as well as the electronic version of this return/report, and to the best of my knowledge and belief, it is true, correct, and complete.

XX

SIGN HERE		4-8-2025	WILLIAM A VENABLE II
	Signature of plan administrator	Date	Enter name of individual signing as plan administrator
SIGN HERE			
	Signature of employer/plan sponsor	Date	Enter name of individual signing as employer or plan sponsor
SIGN HERE			
	Signature of DFE	Date	Enter name of individual signing as DFE

For Paperwork Reduction Act Notice, see the Instructions for Form 5500.

Form 5500 (2023)
v. 230728

**PLUMBERS LOCAL NO 68 PENSION PLAN OF DEFINED CONTRIBUTION BENEFITS
SCHEDULE H, LINE 4j - SCHEDULE OF REPORTABLE TRANSACTIONS
FOR THE YEAR ENDED JUNE 30, 2024**

Plan Number 001 EIN 90-1259351

(A)	(B)	(C)	(D)	(G)	(I)
Identity of Party Involved	Description of Asset	Purchase Price	Selling Price	Cost of Asset	Gain (Loss)
<u>Series Transactions</u>					
(a)	Morgan Stanley Bank Money Market Fund	\$ 14,924,118	\$ -	\$14,924,118	\$ -
(a)	Morgan Stanley Bank Money Market Fund	\$ -	\$14,751,417	\$14,751,417	\$ -

A reportable transaction is any purchase or sale (or series of purchases and sales) of an investment security that exceeds 5% of net assets available for benefits at the beginning of the Plan year.

* Represents a party-in-interest transaction.

(1) Item (E) is not applicable

(2) There were no expenses incurred in connection with any of the reported transactions; therefore, item (F) is not applicable.

(3) All items were executed at current value; therefore, item (H) is not included.

(a) All transactions were with Morgan Stanley Bank.