

<div>Form 5500-SF</div> <div>Department of the Treasury Internal Revenue Service</div> <div>Department of Labor Employee Benefits Security Administration</div> <div>Pension Benefit Guaranty Corporation</div>	<div>Short Form Annual Return/Report of Small Employee Benefit Plan</div> <div>This form is required to be filed under sections 104 and 4065 of the Employee Retirement Income Security Act of 1974 (ERISA), and sections 6057(b) and 6058(a) of the Internal Revenue Code (the Code).</div> <div>▶ Complete all entries in accordance with the instructions to the Form 5500-SF.</div>	<div>OMB Nos. 1210-0110 1210-0089</div> <div>2024</div> <div>This Form is Open to Public Inspection</div>
---	---	---

Part I	Annual Report Identification Information
For calendar plan year 2024 or fiscal plan year beginning 01/01/2024 and ending 12/31/2024	
A	This return/report is for: <input checked="" type="checkbox"/> a single-employer plan <input type="checkbox"/> a multiple-employer plan (not multiemployer) (Pension Plan filers checking this box must attach Schedule MEP. Other plans must attach a list of participating employer information in accordance with the form instructions.)
B	This return/report is <input type="checkbox"/> the first return/report <input type="checkbox"/> the final return/report <input type="checkbox"/> an amended return/report <input type="checkbox"/> a short plan year return/report (less than 12 months)
C	Check box if filing under: <input type="checkbox"/> Form 5558 <input type="checkbox"/> automatic extension <input type="checkbox"/> DFVC program <input type="checkbox"/> special extension (enter description)
D	If the plan is a collectively-bargained plan, check here ▶ <input type="checkbox"/>
E	If this is a retroactively adopted plan permitted by SECURE Act section 201, check here ▶ <input type="checkbox"/>

Part II	Basic Plan Information—enter all requested information	
1a	Name of plan GLENS FALLS PRODUCE, INC. CASH BALANCE PLAN	1b Three-digit plan number (PN) ▶ 002
		1c Effective date of plan 01/01/2018
2a	Plan sponsor's name (employer, if for a single-employer plan) Mailing address (include room, apt., suite no. and street, or P.O. Box) City or town, state or province, country, and ZIP or foreign postal code (if foreign, see instructions) GLENS FALLS PRODUCE CO., INC. 194 MAPLE STREET GLENS FALLS, NY 12801	2b Employer Identification Number (EIN) 14-1781346
		2c Sponsor's telephone number 518-792-9933
		2d Business code (see instructions) 424400
3a	Plan administrator's name and address <input checked="" type="checkbox"/> Same as Plan Sponsor.	3b Administrator's EIN
		3c Administrator's telephone number
4	If the name and/or EIN of the plan sponsor or the plan name has changed since the last return/report filed for this plan, enter the plan sponsor's name, EIN, the plan name and the plan number from the last return/report. a Sponsor's name c Plan Name	4b EIN
		4d PN
5a	Total number of participants at the beginning of the plan year	5a 10
b	Total number of participants at the end of the plan year	5b 10
c(1)	Number of participants with account balances as of the beginning of the plan year (only defined contribution plans complete this item)	5c(1)
c(2)	Number of participants with account balances as of the end of the plan year (only defined contribution plans complete this item)	5c(2)
d(1)	Total number of active participants at the beginning of the plan year	5d(1) 9
d(2)	Total number of active participants at the end of the plan year	5d(2) 0
e	Number of participants who terminated employment during the plan year with accrued benefits that were less than 100% vested	5e 0

Caution: A penalty for the late or incomplete filing of this return/report will be assessed unless reasonable cause is established.

Under penalties of perjury and other penalties set forth in the instructions, I declare that I have examined this return/report, including, if applicable, a Schedule SB or Schedule MB completed and signed by an enrolled actuary, as well as the electronic version of this return/report, and to the best of my knowledge and belief, it is true, correct, and complete.

SIGN HERE	Filed with authorized/valid electronic signature.	04/23/2025	GREGORY GAROFALO
	Signature of plan administrator	Date	Enter name of individual signing as plan administrator
SIGN HERE	Signature of employer/plan sponsor	Date	Enter name of individual signing as employer or plan sponsor

- 6a** Were all of the plan's assets during the plan year invested in eligible assets? (See instructions.) ☒ Yes ☐ No
- b** Are you claiming a waiver of the annual examination and report of an independent qualified public accountant (IQPA) under 29 CFR 2520.104-46? (See instructions on waiver eligibility and conditions.) ☒ Yes ☐ No
- If you answered "No" to either line 6a or line 6b, the plan cannot use Form 5500-SF and must instead use Form 5500.**
- c** If the plan is a defined benefit plan, is it covered under the PBGC insurance program (see ERISA section 4021)? ☒ Yes ☐ No ☐ Not determined
- If "Yes" is checked, enter the My PAA confirmation number from the PBGC premium filing for this plan year 534515. (See instructions.)

Part III Financial Information

7 Plan Assets and Liabilities		(a) Beginning of Year	(b) End of Year
a Total plan assets	7a	381002	413771
b Total plan liabilities	7b	0	0
c Net plan assets (subtract line 7b from line 7a)	7c	381002	413771
8 Income, Expenses, and Transfers for this Plan Year		(a) Amount	(b) Total
a Contributions received or receivable from:			
(1) Employers	8a(1)	7398	
(2) Participants	8a(2)	0	
(3) Others (including rollovers)	8a(3)	0	
b Other income (loss)	8b	25371	
c Total income (add lines 8a(1), 8a(2), 8a(3), and 8b)	8c		32769
d Benefits paid (including direct rollovers and insurance premiums to provide benefits)	8d	0	
e Certain deemed and/or corrective distributions (see instructions) .	8e	0	
f Administrative service providers (salaries, fees, commissions)	8f	0	
g Other expenses	8g	0	
h Total expenses (add lines 8d, 8e, 8f, and 8g)	8h		0
i Net income (loss) (subtract line 8h from line 8c)	8i		32769
j Transfers to (from) the plan (see instructions)	8j	0	

Part IV Plan Characteristics

- 9a** If the plan provides pension benefits, enter the applicable pension feature codes from the List of Plan Characteristic Codes in the instructions:
1A 1C 3D 1I
- b** If the plan provides welfare benefits, enter the applicable welfare feature codes from the List of Plan Characteristic Codes in the instructions:

Part V Compliance Questions

10 During the plan year:		Yes	No	Amount
a Was there a failure to transmit to the plan any participant contributions within the time period described in 29 CFR 2510.3-102? Continue to answer "Yes" for any prior year failures until fully corrected. (See instructions and DOL's Voluntary Fiduciary Correction Program)	10a		X	
b Were there any nonexempt transactions with any party-in-interest? (Do not include transactions reported on line 10a.)	10b		X	
c Was the plan covered by a fidelity bond?	10c	X		100000
d Did the plan have a loss, whether or not reimbursed by the plan's fidelity bond, that was caused by fraud or dishonesty?	10d		X	
e Were any fees or commissions paid to any brokers, agents, or other persons by an insurance carrier, insurance service, or other organization that provides some or all of the benefits under the plan? (See instructions.)	10e		X	
f Has the plan failed to provide any benefit when due under the plan?	10f		X	
g Did the plan have any participant loans? (If "Yes," enter amount as of year-end.)	10g		X	
h If this is an individual account plan, was there a blackout period? (See instructions and 29 CFR 2520.101-3.)	10h			
i If 10h was answered "Yes," check the box if you either provided the required notice or one of the exceptions to providing the notice applied under 29 CFR 2520.101-3	10i			

Part VI Pension Funding Compliance

11 Is this a defined benefit plan subject to minimum funding requirements? (If "Yes," see instructions and complete Schedule SB (Form 5500) and lines 11a and b below.) If this is a defined contribution pension plan, leave line 11 blank and complete line 12 below.....	<input checked="" type="checkbox"/> Yes <input type="checkbox"/> No
a Enter the unpaid minimum required contributions for all years from Schedule SB (Form 5500) line 40	11a 0
b PBGC missed contribution reporting requirements. If the plan is covered by PBGC and the amount reported on line 11a is greater than \$0, has PBGC been notified as required by ERISA sections 4043(c)(5) and/or 303(k)(4)? Check the applicable box:	
<input type="checkbox"/> Yes.	
<input type="checkbox"/> No. Reporting was waived under 29 CFR 4043.25(c)(2) because contributions equal to or exceeding the unpaid minimum required contribution were made by the 30th day after the due date.	
<input type="checkbox"/> No. The 30-day period referenced in 29 CFR 4043.25(c)(2) has not yet ended, and the sponsor intends to make a contribution equal to or exceeding the unpaid minimum required contribution by the 30th day after the due date.	
<input type="checkbox"/> No. Other. Provide explanation _____	

12 Is this a defined contribution plan subject to the minimum funding requirements of section 412 of the Code or section 302 of ERISA? (If "Yes," complete line 12a or lines 12b, 12c, 12d, and 12e below, as applicable.) If this is a defined benefit pension plan, leave line 12 blank and complete line 11 above.	<input type="checkbox"/> Yes <input type="checkbox"/> No
a If a waiver of the minimum funding standard for a prior year is being amortized in this plan year, see instructions, and enter the date of the letter ruling granting the waiver. Month _____ Day _____ Year _____	
If you completed line 12a, complete lines 3, 9, and 10 of Schedule MB (Form 5500), and skip to line 13.	
b Enter the minimum required contribution for this plan year	12b
c Enter the amount contributed by the employer to the plan for this plan year	12c
d Subtract the amount in line 12c from the amount in line 12b. Enter the result (enter a minus sign to the left of a negative amount)	12d
e Will the minimum funding amount reported on line 12d be met by the funding deadline?.....	<input type="checkbox"/> Yes <input type="checkbox"/> No <input type="checkbox"/> N/A

Part VII Plan Terminations and Transfers of Assets

13a Has a resolution to terminate the plan been adopted in any plan year?	<input checked="" type="checkbox"/> Yes <input type="checkbox"/> No	
a If "Yes," enter the amount of any plan assets that reverted to the employer this year.....	13a 0	
b Were all the plan assets distributed to participants or beneficiaries, transferred to another plan, or brought under the control of the PBGC?		
<input type="checkbox"/> Yes <input checked="" type="checkbox"/> No		
c If, during this plan year, any assets or liabilities were transferred from this plan to another plan(s), identify the plan(s) to which assets or liabilities were transferred. (See instructions.)		
13c(1) Name of plan(s):	13c(2) EIN(s)	13c(3) PN(s)

Part VIII IRS Compliance Questions

14a Does the plan satisfy the coverage and nondiscrimination tests of Code sections 410(b) and 401(a)(4) by combining this plan with any other plans under the permissive aggregation rules? <input type="checkbox"/> Yes <input checked="" type="checkbox"/> No	
14b If this is a Code section 401(k) plan, check all boxes that apply to indicate how the plan is intended to satisfy the nondiscrimination requirements for employee deferrals and employer matching contributions (as applicable) under Code sections 401(k)(3) and 401(m)(2).	
<input type="checkbox"/> Design-based safe harbor method	
<input type="checkbox"/> "Prior year" ADP test	
<input type="checkbox"/> "Current year" ADP test	
<input type="checkbox"/> N/A	
15 If the plan sponsor is an adopter of a pre-approved plan that received a favorable IRS Opinion Letter, enter the date of the Opinion Letter <u>03 / 31 / 2018</u> (MM/DD/YYYY) and the Opinion Letter serial number <u>J501689A</u> .	

<div>SCHEDULE SB (Form 5500) Department of the Treasury Internal Revenue Service Department of Labor Employee Benefits Security Administration Pension Benefit Guaranty Corporation</div>	<div>Single-Employer Defined Benefit Plan Actuarial Information</div> <div>This schedule is required to be filed under section 104 of the Employee Retirement Income Security Act of 1974 (ERISA) and section 6059 of the Internal Revenue Code (the Code).</div> <div>► File as an attachment to Form 5500 or 5500-SF.</div>	<div>OMB No. 1210-0110</div> <div>2024</div> <div>This Form is Open to Public Inspection</div>
--	---	--

For calendar plan year 2024 or fiscal plan year beginning 01/01/2024 and ending 12/31/2024	
► Round off amounts to nearest dollar.	
► Caution: A penalty of \$1,000 will be assessed for late filing of this report unless reasonable cause is established.	
A Name of plan GLENS FALLS PRODUCE, INC. CASH BALANCE PLAN	B Three-digit plan number (PN) ► 002
C Plan sponsor's name as shown on line 2a of Form 5500 or 5500-SF GLENS FALLS PRODUCE CO., INC.	D Employer Identification Number (EIN) 14-1781346
E Type of plan: <input checked="" type="checkbox"/> Single <input type="checkbox"/> Multiple-A <input type="checkbox"/> Multiple-B	F Prior year plan size: <input checked="" type="checkbox"/> 100 or fewer <input type="checkbox"/> 101-500 <input type="checkbox"/> More than 500

Part I	Basic Information			
1	Enter the valuation date: Month 01 Day 01 Year 2024			
2	Assets:			
a	Market value	2a	380011	
b	Actuarial value	2b	380011	
3	Funding target/participant count breakdown	(1) Number of participants	(2) Vested Funding Target	(3) Total Funding Target
a	For retired participants and beneficiaries receiving payment	0	0	0
b	For terminated vested participants	1	7089	7089
c	For active participants	9	297354	298329
d	Total	10	304443	305418
4	If the plan is in at-risk status, check the box and complete lines (a) and (b). <input type="checkbox"/>			
a	Funding target disregarding prescribed at-risk assumptions	4a		
b	Funding target reflecting at-risk assumptions, but disregarding transition rule for plans that have been in at-risk status for fewer than five consecutive years and disregarding loading factor	4b		
5	Effective interest rate	5	5.48 %	
6	Target normal cost			
a	Present value of current plan year accruals	6a	6493	
b	Expected plan-related expenses	6b	0	
c	Target normal cost	6c	6493	

Statement by Enrolled Actuary
To the best of my knowledge, the information supplied in this schedule and accompanying schedules, statements and attachments, if any, is complete and accurate. Each prescribed assumption was applied in accordance with applicable law and regulations. In my opinion, each other assumption is reasonable (taking into account the experience of the plan and reasonable expectations) and such other assumptions, in combination, offer my best estimate of anticipated experience under the plan.

<div>SIGN HERE</div>	<div>Signature of actuary</div> <div>LAWRENCE BRISMAN, EA, MAAA, MSEA</div> <div>Type or print name of actuary</div> <div>INTAC ACTUARIAL SERVICES, INC.</div> <div>Firm name</div> <div>PO BOX 55970 BOSTON, MA 02205</div> <div>Address of the firm</div>	<div>03/04/2025</div> <div>Date</div> <div>23-04972</div> <div>Most recent enrollment number</div> <div>201-447-2525</div> <div>Telephone number (including area code)</div>
--------------------------	---	--

Part II Beginning of Year Carryover and Prefunding Balances

	(a) Carryover balance	(b) Prefunding balance
7 Balance at beginning of prior year after applicable adjustments (line 13 from prior year)	0	66812
8 Portion elected for use to offset prior year's funding requirement (line 35 from prior year)	0	0
9 Amount remaining (line 7 minus line 8)	0	66812
10 Interest on line 9 using prior year's actual return of <u>8.38</u> %	0	5599
11 Prior year's excess contributions to be added to prefunding balance:		
a Present value of excess contributions (line 38a from prior year)		52123
b(1) Interest on the excess, if any, of line 38a over line 38b from prior year Schedule SB, using prior year's effective interest rate of <u>5.60</u> %		2919
b(2) Interest on line 38b from prior year Schedule SB, using prior year's actual return		0
c Total available at beginning of current plan year to add to prefunding balance		55042
d Portion of (c) to be added to prefunding balance		55042
12 Other reductions in balances due to elections or deemed elections	0	52953
13 Balance at beginning of current year (line 9 + line 10 + line 11d – line 12)	0	74500

Part III Funding Percentages

14 Funding target attainment percentage	14	100.03 %
15 Adjusted funding target attainment percentage	15	124.42 %
16 Prior year's funding percentage for purposes of determining whether carryover/prefunding balances may be used to reduce current year's funding requirement	16	100.00 %
17 If the current value of the assets of the plan is less than 70 percent of the funding target, enter such percentage	17	%

Part IV Contributions and Liquidity Shortfalls**18** Contributions made to the plan for the plan year by employer(s) and employees:

(a) Date (MM-DD-YYYY)	(b) Amount paid by employer(s)	(c) Amount paid by employees	(a) Date (MM-DD-YYYY)	(b) Amount paid by employer(s)	(c) Amount paid by employees
04/18/2024	7398				
Totals ►			18(b)	7398	18(c) 0

19 Discounted employer contributions – see instructions for small plan with a valuation date after the beginning of the year:

a Contributions allocated toward unpaid minimum required contributions from prior years	19a	0
b Contributions made to avoid restrictions adjusted to valuation date	19b	0
c Contributions allocated toward minimum required contribution for current year adjusted to valuation date	19c	7282

20 Quarterly contributions and liquidity shortfalls:

- a** Did the plan have a "funding shortfall" for the prior year? ☐ Yes ☒ No
- b** If line 20a is "Yes," were required quarterly installments for the current year made in a timely manner? ☐ Yes ☐ No
- c** If line 20a is "Yes," see instructions and complete the following table as applicable:

Liquidity shortfall as of end of quarter of this plan year			
(1) 1st	(2) 2nd	(3) 3rd	(4) 4th

Part V	Assumptions Used to Determine Funding Target and Target Normal Cost
---------------	--

21 Discount rate:			
a Segment rates:	1st segment: 4.75 %	2nd segment: 4.96 %	3rd segment: 5.59 % <input type="checkbox"/> N/A, full yield curve used
b Applicable month (enter code)			21b 0
22 Weighted average retirement age			22 68
23 Mortality table(s) (see instructions) <input checked="" type="checkbox"/> Prescribed - combined <input type="checkbox"/> Prescribed - separate <input type="checkbox"/> Substitute			

Part VI	Miscellaneous Items
----------------	----------------------------

24 Has a change been made in the non-prescribed actuarial assumptions for the current plan year? If "Yes," see instructions regarding required attachment.....	<input type="checkbox"/> Yes <input checked="" type="checkbox"/> No
25 Has a method change been made for the current plan year? If "Yes," see instructions regarding required attachment.....	<input type="checkbox"/> Yes <input checked="" type="checkbox"/> No
26 Demographic and benefit information	
a Is the plan required to provide a Schedule of Active Participants? If "Yes," see instructions regarding required attachment.	<input checked="" type="checkbox"/> Yes <input type="checkbox"/> No
b Is the plan required to provide a projection of expected benefit payments? If "Yes," see instructions regarding required attachment ...	<input type="checkbox"/> Yes <input checked="" type="checkbox"/> No
27 If the plan is subject to alternative funding rules, enter applicable code and see instructions regarding attachment.....	27

Part VII	Reconciliation of Unpaid Minimum Required Contributions For Prior Years
-----------------	--

28 Unpaid minimum required contributions for all prior years	28 0
29 Discounted employer contributions allocated toward unpaid minimum required contributions from prior years (line 19a).....	29 0
30 Remaining amount of unpaid minimum required contributions (line 28 minus line 29).....	30 0

Part VIII	Minimum Required Contribution For Current Year
------------------	---

31 Target normal cost and excess assets (see instructions):			
a Target normal cost (line 6c)	31a	6493	
b Excess assets, if applicable, but not greater than line 31a	31b	93	
32 Amortization installments:	Outstanding Balance	Installment	
a Net shortfall amortization installment	0	0	
b Waiver amortization installment	0	0	
33 If a waiver has been approved for this plan year, enter the date of the ruling letter granting the approval (Month _____ Day _____ Year _____) and the waived amount	33		
34 Total funding requirement before reflecting carryover/prefunding balances (lines 31a - 31b + 32a + 32b - 33).....	34	6400	
	Carryover balance	Prefunding balance	Total balance
35 Balances elected for use to offset funding requirement	0	0	0
36 Additional cash requirement (line 34 minus line 35)	36	6400	
37 Contributions allocated toward minimum required contribution for current year adjusted to valuation date (line 19c)	37	7282	
38 Present value of excess contributions for current year (see instructions)			
a Total (excess, if any, of line 37 over line 36)	38a	882	
b Portion included in line 38a attributable to use of prefunding and funding standard carryover balances	38b	0	
39 Unpaid minimum required contribution for current year (excess, if any, of line 36 over line 37)	39	0	
40 Unpaid minimum required contributions for all years	40	0	

Part IX	Pension Funding Relief Under the American Rescue Plan Act of 2021 (See Instructions)
----------------	---

41 If an election was made to use the extended amortization rule for a plan year beginning on or before December 31, 2021, check the box to indicate the first plan year for which the rule applies. <input type="checkbox"/> 2019 <input type="checkbox"/> 2020 <input type="checkbox"/> 2021

Glens Falls Produce, Inc. Cash Balance Plan

Shortfall Amortization
Short Plan Year: 1/1/2024 to 11/15/2024
Valuation Date: 1/1/2024

If the plan has a funded status below 100%, the plan may require additional payments in the form of shortfall amortization payments. A plan's amortization payments are calculated to pay down the plan's underfunding over a fifteen year period. Amortization periods are extended one year for plans with required amortization payments during a short plan year. The current plan year is a short plan year.

<u>Valuation Date</u>	<u>Amortization Method</u>	<u>Number of Future Installments</u>	<u>Installment</u>	<u>Value of Future Installments</u>
Total			\$0	\$0
Shortfall Amortization Charge (sum of installments, no less than zero):			\$0	

Glens Falls Produce, Inc. Cash Balance Plan

Summary of Actuarial Assumptions and Method

Short Plan Year: 1/1/2024 to 11/15/2024

Valuation Date: 1/1/2024

	For Funding					
		<u>Min</u>	<u>Max</u>	<u>For 417(e)</u>	<u>For Actuarial Equiv.</u>	
Interest Rates	Seg 1:	4.75%	4.37%	Seg 1:	5.00%	Pre-Retirement: 5.00%
	Seg 2:	4.96%	4.96%	Seg 2:	5.00%	Post-Retirement: 5.00%
	Seg 3:	5.59%	4.95%	Seg 3:	5.00%	
Applicable Date	01/2024	01/2024		N/A		
Pre-Retirement						
Turnover	None			None	None	
Mortality	None			None	None	
Assumed Ret Age	Normal retirement age 65 and 3 years of participation			Normal retirement age 65 and 3 years of participation	Normal retirement age 65 and 3 years of participation	
Post-Retirement						
Mortality	Male-2024 Small Plan Static Table – Combined Male Female-2024 Small Plan Static Table – Combined Female			GAR 94 without loads projected to 2002 with scale AA 50%M/50%F	GAR 94 without loads projected to 2002 with scale AA 50%M/50%F	
Assumed Benefit Form For Funding				100% Lump Sum / 0% Normal Form		
Assumed Spouse's Age	Spouse assumed to be the same age as participant			Spouse assumed to be the same age as participant		
	Participant is assumed to be married to current spouse at retirement if spouse's date of birth is known			Participant is assumed to be married to current spouse at retirement if spouse's date of birth is known		
Calculated Effective Interest Rate				5.48%		
Cash Balance Projected Interest Crediting Rate				5.00% annual rate		
Cash Balance Post-Retirement Conversion Assumptions				5.00% interest GAR 94 without loads projected to 2002 with scale AA 50%M/50%F		
Actuarial Cost Method				The Unit Credit funding method was used as prescribed by the Pension Protection Act. This method sets the funding target equal to the present value of accrued benefits, and sets the normal cost equal to the present value of the benefit accrued in the current year.		

An actuarial value of assets is used for funding purposes. This year the actuarial value of assets is 100.0% of the market value of assets.

Glens Falls Produce, Inc. Cash Balance Plan

Summary of Plan Provisions
Short Plan Year: 1/1/2024 to 11/15/2024
Valuation Date: 1/1/2024

Plan Effective Date	January 1, 2018
Short Plan Year	From January 1, 2024 to November 15, 2024
Eligibility	<p>All employees not excluded by class are eligible to enter on the January 1 or July 1 coincident with or following the completion of the following requirements:</p> <p>1 year of service Minimum age 21</p>
Normal Retirement Age	<p>All participants are eligible to retire with their full retirement benefit on the later of the following:</p> <p>Attainment of age 65 Completion of 3 years of participation from entry date</p>
Cash Balance Contribution Credit	<p>The plan provides the following cash balance contribution credits to participants based on their group classification:</p> <p>Group 1: The lesser of 15% of compensation and \$10,000</p> <p>Group 2: The lesser of 65% of compensation and \$50,000</p> <p>Group 3: 5% of compensation</p> <p>The maximum monthly benefit is the lesser of \$22,916.66 and 100% of the highest 3-year average salary, subject to service requirements.</p> <p>Salary based contribution credits are applied to current compensation.</p>
Normal Form of Benefit	A benefit payable for the life of the participant
Optional Forms of Benefit	<p>The following forms of benefit payment are also available:</p> <p>Life Only - Payable for the life of the participant.</p> <p>Life With 5 Years Certain - Payable for the life of the participant. If the participant dies before receiving payments for 5 full years, payments will continue to his/her surviving beneficiary for the remainder of the 5-year period and then stop.</p> <p>Life With 10 Years Certain - Payable for the life of the participant. If the participant dies before receiving payments for 10 full years, payments will continue to his/her surviving beneficiary for the remainder of the 10-year period and then stop.</p> <p>Joint and 100% Survivor - Payable for the life of the participant</p>

Glens Falls Produce, Inc. Cash Balance Plan

Summary of Plan Provisions
Short Plan Year: 1/1/2024 to 11/15/2024
Valuation Date: 1/1/2024

and his/her beneficiary. Payments cease on the death of both.

Joint and 75% Survivor - Payable for the life of the participant.
If the participant dies before his/her beneficiary, 75% of the benefit will continue for the life of the beneficiary.

Joint and 50% Survivor - Payable for the life of the participant.
If the participant dies before his/her beneficiary, 50% of the benefit will continue for the life of the beneficiary.

Single Lump Sum - This is a one-time payment of the lump sum equivalent of the plan's normal form of benefit.

Accrued Benefit

The normal retirement benefit described above calculated based on salary and/or service on the calculation date, and payable on the normal retirement date.

Credited years are 12-month periods from date of entry to the anniversaries of date of entry excluding the following:

Years with less than 1,000 hours

Termination Benefit

Upon termination for any reason other than death or retirement a participant shall be entitled to a portion of the actuarial equivalent of his accrued benefit in accordance with the following vesting schedule:

<u>Credited Years</u>	<u>Vested Percent</u>
1	0
2	0
3	100

Credited years are plan years from date of hire excluding the following:

Years before the effective date

Years before age 18

Years with less than 1,000 hours

Top-Heavy Minimum Benefit

Top-heavy minimum benefits are provided under another plan of the employer

Top-Heavy Status

A plan is top-heavy if over 60% of the value of all accrued benefits in all of the employer's plans are for the benefit of key employees. A key employee is generally an officer or owner of the company. This plan is currently top-heavy.

Death Benefit

Actuarial Equivalent of the accrued benefit earned to date of death

Cash Balance

The annual Interest Crediting Rate for this plan year is 5.00%

Glens Falls Produce, Inc. Cash Balance Plan

Schedule of Active Participant Data
Short Plan Year: 1/1/2024 to 11/15/2024
Valuation Date: 1/1/2024

Svc/ Age	<1	1-4	5-9	10-14	15-19	20-24	25-29	30-34	35-39	40+	Total
<25	0	0	0	0	0	0	0	0	0	0	0
25-29	0	0	0	0	0	0	0	0	0	0	0
30-34	0	0	0	0	0	0	0	0	0	0	0
35-39	0	0	1	0	0	0	0	0	0	0	1
40-44	0	0	1	0	0	0	0	0	0	0	1
45-49	0	0	0	0	0	0	0	0	0	0	0
50-54	0	0	0	0	0	0	0	0	0	0	0
55-59	1	0	0	0	0	0	0	0	0	0	1
60-64	0	1	0	0	0	0	0	0	0	0	1
65-69	0	1	3	0	0	0	0	0	0	0	4
70+	0	0	1	0	0	0	0	0	0	0	1
Total	1	2	6	0	0	0	0	0	0	0	9

* Employees who have not met the minimum eligibility requirements are excluded

Average Age: 60.2

Average Service: 4

Glens Falls Produce, Inc. Cash Balance Plan

Weighted Average Retirement Age
Short Plan Year: 1/1/2024 to 11/15/2024
Valuation Date: 1/1/2024

Assumed Retirement Age - 100% of the participants are assumed to retire at the date the plan's normal retirement age is attained, which is defined as:

The later of:

Attainment of age 65

Completion of 3 years of participation from entry date

Participants who have passed their Normal Retirement Date as defined above are assumed to retire on the valuation date.

Weighted average retirement age 68

Schedule SB - Attachment (Other)
Explanation of Plan Year

Glens Falls Produce Inc Cash Balance Plan
EIN: 14-1781346
PN: 002

Form 5500-SF Plan Year Ending: 12/31/2024

**General Note: Due to plan termination, the Plan Year for the Actuarial
Valuation and Schedule SB is 1/1/2024-11/15/2024.**

Glens Falls Produce, Inc. Cash Balance Plan

Shortfall Amortization
Short Plan Year: 1/1/2024 to 11/15/2024
Valuation Date: 1/1/2024

If the plan has a funded status below 100%, the plan may require additional payments in the form of shortfall amortization payments. A plan's amortization payments are calculated to pay down the plan's underfunding over a fifteen year period. Amortization periods are extended one year for plans with required amortization payments during a short plan year. The current plan year is a short plan year.

<u>Valuation Date</u>	<u>Amortization Method</u>	<u>Number of Future Installments</u>	<u>Installment</u>	<u>Value of Future Installments</u>
Total			\$0	\$0
Shortfall Amortization Charge (sum of installments, no less than zero):			\$0	

Glens Falls Produce, Inc. Cash Balance Plan

Summary of Actuarial Assumptions and Method

Short Plan Year: 1/1/2024 to 11/15/2024

Valuation Date: 1/1/2024

	For Funding					
		<u>Min</u>	<u>Max</u>	<u>For 417(e)</u>	<u>For Actuarial Equiv.</u>	
Interest Rates	Seg 1:	4.75%	4.37%	Seg 1:	5.00%	Pre-Retirement: 5.00%
	Seg 2:	4.96%	4.96%	Seg 2:	5.00%	Post-Retirement: 5.00%
	Seg 3:	5.59%	4.95%	Seg 3:	5.00%	
Applicable Date	01/2024	01/2024		N/A		
Pre-Retirement						
Turnover	None			None	None	
Mortality	None			None	None	
Assumed Ret Age	Normal retirement age 65 and 3 years of participation			Normal retirement age 65 and 3 years of participation	Normal retirement age 65 and 3 years of participation	
Post-Retirement						
Mortality	Male-2024 Small Plan Static Table – Combined Male Female-2024 Small Plan Static Table – Combined Female			GAR 94 without loads projected to 2002 with scale AA 50%M/50%F	GAR 94 without loads projected to 2002 with scale AA 50%M/50%F	
Assumed Benefit Form For Funding				100% Lump Sum / 0% Normal Form		
Assumed Spouse's Age	Spouse assumed to be the same age as participant			Spouse assumed to be the same age as participant		
	Participant is assumed to be married to current spouse at retirement if spouse's date of birth is known			Participant is assumed to be married to current spouse at retirement if spouse's date of birth is known		
Calculated Effective Interest Rate				5.48%		
Cash Balance Projected Interest Crediting Rate				5.00% annual rate		
Cash Balance Post-Retirement Conversion Assumptions				5.00% interest GAR 94 without loads projected to 2002 with scale AA 50%M/50%F		
Actuarial Cost Method				The Unit Credit funding method was used as prescribed by the Pension Protection Act. This method sets the funding target equal to the present value of accrued benefits, and sets the normal cost equal to the present value of the benefit accrued in the current year.		

An actuarial value of assets is used for funding purposes. This year the actuarial value of assets is 100.0% of the market value of assets.

Glens Falls Produce, Inc. Cash Balance Plan

Summary of Plan Provisions
Short Plan Year: 1/1/2024 to 11/15/2024
Valuation Date: 1/1/2024

Plan Effective Date	January 1, 2018
Short Plan Year	From January 1, 2024 to November 15, 2024
Eligibility	<p>All employees not excluded by class are eligible to enter on the January 1 or July 1 coincident with or following the completion of the following requirements:</p> <p>1 year of service Minimum age 21</p>
Normal Retirement Age	<p>All participants are eligible to retire with their full retirement benefit on the later of the following:</p> <p>Attainment of age 65 Completion of 3 years of participation from entry date</p>
Cash Balance Contribution Credit	<p>The plan provides the following cash balance contribution credits to participants based on their group classification:</p> <p>Group 1: The lesser of 15% of compensation and \$10,000</p> <p>Group 2: The lesser of 65% of compensation and \$50,000</p> <p>Group 3: 5% of compensation</p> <p>The maximum monthly benefit is the lesser of \$22,916.66 and 100% of the highest 3-year average salary, subject to service requirements.</p> <p>Salary based contribution credits are applied to current compensation.</p>
Normal Form of Benefit	A benefit payable for the life of the participant
Optional Forms of Benefit	<p>The following forms of benefit payment are also available:</p> <p>Life Only - Payable for the life of the participant.</p> <p>Life With 5 Years Certain - Payable for the life of the participant. If the participant dies before receiving payments for 5 full years, payments will continue to his/her surviving beneficiary for the remainder of the 5-year period and then stop.</p> <p>Life With 10 Years Certain - Payable for the life of the participant. If the participant dies before receiving payments for 10 full years, payments will continue to his/her surviving beneficiary for the remainder of the 10-year period and then stop.</p> <p>Joint and 100% Survivor - Payable for the life of the participant</p>

Glens Falls Produce, Inc. Cash Balance Plan

Summary of Plan Provisions
Short Plan Year: 1/1/2024 to 11/15/2024
Valuation Date: 1/1/2024

and his/her beneficiary. Payments cease on the death of both.

Joint and 75% Survivor - Payable for the life of the participant.
If the participant dies before his/her beneficiary, 75% of the benefit will continue for the life of the beneficiary.

Joint and 50% Survivor - Payable for the life of the participant.
If the participant dies before his/her beneficiary, 50% of the benefit will continue for the life of the beneficiary.

Single Lump Sum - This is a one-time payment of the lump sum equivalent of the plan's normal form of benefit.

Accrued Benefit

The normal retirement benefit described above calculated based on salary and/or service on the calculation date, and payable on the normal retirement date.

Credited years are 12-month periods from date of entry to the anniversaries of date of entry excluding the following:

Years with less than 1,000 hours

Termination Benefit

Upon termination for any reason other than death or retirement a participant shall be entitled to a portion of the actuarial equivalent of his accrued benefit in accordance with the following vesting schedule:

<u>Credited Years</u>	<u>Vested Percent</u>
1	0
2	0
3	100

Credited years are plan years from date of hire excluding the following:

Years before the effective date

Years before age 18

Years with less than 1,000 hours

Top-Heavy Minimum Benefit

Top-heavy minimum benefits are provided under another plan of the employer

Top-Heavy Status

A plan is top-heavy if over 60% of the value of all accrued benefits in all of the employer's plans are for the benefit of key employees. A key employee is generally an officer or owner of the company. This plan is currently top-heavy.

Death Benefit

Actuarial Equivalent of the accrued benefit earned to date of death

Cash Balance

The annual Interest Crediting Rate for this plan year is 5.00%

Glens Falls Produce, Inc. Cash Balance Plan

Schedule of Active Participant Data
Short Plan Year: 1/1/2024 to 11/15/2024
Valuation Date: 1/1/2024

Svc/ Age	<1	1-4	5-9	10-14	15-19	20-24	25-29	30-34	35-39	40+	Total
<25	0	0	0	0	0	0	0	0	0	0	0
25-29	0	0	0	0	0	0	0	0	0	0	0
30-34	0	0	0	0	0	0	0	0	0	0	0
35-39	0	0	1	0	0	0	0	0	0	0	1
40-44	0	0	1	0	0	0	0	0	0	0	1
45-49	0	0	0	0	0	0	0	0	0	0	0
50-54	0	0	0	0	0	0	0	0	0	0	0
55-59	1	0	0	0	0	0	0	0	0	0	1
60-64	0	1	0	0	0	0	0	0	0	0	1
65-69	0	1	3	0	0	0	0	0	0	0	4
70+	0	0	1	0	0	0	0	0	0	0	1
Total	1	2	6	0	0	0	0	0	0	0	9

* Employees who have not met the minimum eligibility requirements are excluded

Average Age: 60.2

Average Service: 4

Glens Falls Produce, Inc. Cash Balance Plan

Weighted Average Retirement Age
Short Plan Year: 1/1/2024 to 11/15/2024
Valuation Date: 1/1/2024

Assumed Retirement Age - 100% of the participants are assumed to retire at the date the plan's normal retirement age is attained, which is defined as:

The later of:

Attainment of age 65

Completion of 3 years of participation from entry date

Participants who have passed their Normal Retirement Date as defined above are assumed to retire on the valuation date.

Weighted average retirement age 68

Schedule SB - Attachment (Other)
Explanation of Plan Year

Glens Falls Produce Inc Cash Balance Plan
EIN: 14-1781346
PN: 002

Form 5500-SF Plan Year Ending: 12/31/2024

**General Note: Due to plan termination, the Plan Year for the Actuarial
Valuation and Schedule SB is 1/1/2024-11/15/2024.**

Form 5500-SFDepartment of the Treasury
Internal Revenue ServiceDepartment of Labor
Employee Benefits Security Administration
Pension Benefit Guaranty Corporation**Short Form Annual Return/Report of Small Employee
Benefit Plan**This form is required to be filed under sections 104 and 4065 of the Employee Retirement
Income Security Act of 1974 (ERISA), and sections 6057(b) and 6058(a) of the Internal
Revenue Code (the Code).▶ **Complete all entries in accordance with the instructions to the Form 5500-SF.**OMB Nos. 1210-0110
1210-0089**2024****This Form is Open to
Public Inspection****Part I Annual Report Identification Information**

For calendar plan year 2024 or fiscal plan year beginning 01/01/2024 and ending 12/31/2024

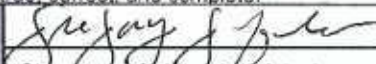

- A** This return/report is for: ☒ a single-employer plan ☐ a multiple-employer plan (not multiemployer) (Pension Plan filers checking this box must attach Schedule MEP. Other plans must attach a list of participating employer information in accordance with the form instructions.)
- B** This return/report is: ☐ the first return/report ☐ the final return/report
☐ an amended return/report ☐ a short plan year return/report (less than 12 months)
- C** Check box if filing under: ☐ Form 5558 ☐ automatic extension ☐ DFVC program
☐ special extension (enter description)
- D** If the plan is a collectively-bargained plan, check here ☐
- E** If this is a retroactively adopted plan permitted by SECURE Act section 201, check here ☐

Part II Basic Plan Information—enter all requested information

1a Name of plan Glens Falls Produce, Inc. Cash Balance Plan	1b Three-digit plan number (PN) ▶ 002
	1c Effective date of plan 01/01/2018
2a Plan sponsor's name (employer, if for a single-employer plan) Mailing address (include room, apt., suite no. and street, or P.O. Box) City or town, state or province, country, and ZIP or foreign postal code (if foreign, see instructions) Glens Falls Produce Co., Inc. 194 Maple Street Glens Falls, NY 12801	2b Employer Identification Number (EIN) 14-1781346
	2c Sponsor's telephone number (518) 792-9933
	2d Business code (see instructions) 424400
3a Plan administrator's name and address <input checked="" type="checkbox"/> Same as Plan Sponsor.	3b Administrator's EIN
	3c Administrator's telephone number
4 If the name and/or EIN of the plan sponsor or the plan name has changed since the last return/report filed for this plan, enter the plan sponsor's name, EIN, the plan name and the plan number from the last return/report. a Sponsor's name c Plan Name	4b EIN
	4d PN
5a Total number of participants at the beginning of the plan year	5a 10
b Total number of participants at the end of the plan year	5b 10
c(1) Number of participants with account balances as of the beginning of the plan year (only defined contribution plans complete this item)	5c(1)
c(2) Number of participants with account balances as of the end of the plan year (only defined contribution plans complete this item)	5c(2)
d(1) Total number of active participants at the beginning of the plan year	5d(1) 9
d(2) Total number of active participants at the end of the plan year	5d(2) 0
e Number of participants who terminated employment during the plan year with accrued benefits that were less than 100% vested	5e 0

Caution: A penalty for the late or incomplete filing of this return/report will be assessed unless reasonable cause is established.

Under penalties of perjury and other penalties set forth in the instructions, I declare that I have examined this return/report, including, if applicable, a Schedule SB or Schedule MB completed and signed by an enrolled actuary, as well as the electronic version of this return/report, and to the best of my knowledge and belief, it is true, correct, and complete.

SIGN HERE		4/23/25	Gregory Garofalo
	Signature of plan administrator	Date	Enter name of individual signing as plan administrator
SIGN HERE		4/23/25	Gregory Garofalo
	Signature of employer/plan sponsor	Date	Enter name of individual signing as employer or plan sponsor

For Paperwork Reduction Act Notice, see the Instructions for Form 5500-SF.

Form 5500-SF (2024)
v. 240311

- 6a** Were all of the plan's assets during the plan year invested in eligible assets? (See instructions.) ☒ Yes ☐ No
- b** Are you claiming a waiver of the annual examination and report of an independent qualified public accountant (IQPA) under 29 CFR 2520.104-46? (See instructions on waiver eligibility and conditions.) ☒ Yes ☐ No
- If you answered "No" to either line 6a or line 6b, the plan cannot use Form 5500-SF and must instead use Form 5500.**
- c** If the plan is a defined benefit plan, is it covered under the PBGC insurance program (see ERISA section 4021)? ☒ Yes ☐ No ☐ Not determined
- If "Yes" is checked, enter the My PAA confirmation number from the PBGC premium filing for this plan year 534515. (See instructions.)

Part III Financial Information

7 Plan Assets and Liabilities		(a) Beginning of Year	(b) End of Year
a Total plan assets	7a	381002	413771
b Total plan liabilities	7b	0	0
c Net plan assets (subtract line 7b from line 7a)	7c	381002	413771
8 Income, Expenses, and Transfers for this Plan Year		(a) Amount	(b) Total
a Contributions received or receivable from:			
(1) Employers	8a(1)	7398	
(2) Participants	8a(2)	0	
(3) Others (including rollovers)	8a(3)	0	
b Other income (loss)	8b	25371	
c Total income (add lines 8a(1), 8a(2), 8a(3), and 8b)	8c		32769
d Benefits paid (including direct rollovers and insurance premiums to provide benefits)	8d	0	
e Certain deemed and/or corrective distributions (see instructions) .	8e	0	
f Administrative service providers (salaries, fees, commissions)	8f	0	
g Other expenses	8g	0	
h Total expenses (add lines 8d, 8e, 8f, and 8g)	8h		0
i Net income (loss) (subtract line 8h from line 8c)	8i		32769
j Transfers to (from) the plan (see instructions)	8j	0	

Part IV Plan Characteristics

- 9a** If the plan provides pension benefits, enter the applicable pension feature codes from the List of Plan Characteristic Codes in the instructions:
1A 1C 3D 1I
- b** If the plan provides welfare benefits, enter the applicable welfare feature codes from the List of Plan Characteristic Codes in the instructions:

Part V Compliance Questions

10 During the plan year:		Yes	No	Amount
a Was there a failure to transmit to the plan any participant contributions within the time period described in 29 CFR 2510.3-102? Continue to answer "Yes" for any prior year failures until fully corrected. (See instructions and DOL's Voluntary Fiduciary Correction Program)	10a		X	
b Were there any nonexempt transactions with any party-in-interest? (Do not include transactions reported on line 10a.)	10b		X	
c Was the plan covered by a fidelity bond?	10c	X		100000
d Did the plan have a loss, whether or not reimbursed by the plan's fidelity bond, that was caused by fraud or dishonesty?	10d		X	
e Were any fees or commissions paid to any brokers, agents, or other persons by an insurance carrier, insurance service, or other organization that provides some or all of the benefits under the plan? (See instructions.)	10e		X	
f Has the plan failed to provide any benefit when due under the plan?	10f		X	
g Did the plan have any participant loans? (If "Yes," enter amount as of year-end.)	10g		X	
h If this is an individual account plan, was there a blackout period? (See instructions and 29 CFR 2520.101-3.)	10h			
i If 10h was answered "Yes," check the box if you either provided the required notice or one of the exceptions to providing the notice applied under 29 CFR 2520.101-3	10i			

Part VI Pension Funding Compliance

11 Is this a defined benefit plan subject to minimum funding requirements? (If "Yes," see instructions and complete Schedule SB (Form 5500) and lines 11a and b below.) If this is a defined contribution pension plan, leave line 11 blank and complete line 12 below.....	<input checked="" type="checkbox"/> Yes <input type="checkbox"/> No
a Enter the unpaid minimum required contributions for all years from Schedule SB (Form 5500) line 40.....	11a 0
b PBGC missed contribution reporting requirements. If the plan is covered by PBGC and the amount reported on line 11a is greater than \$0, has PBGC been notified as required by ERISA sections 4043(c)(5) and/or 303(k)(4)? Check the applicable box:	
<input type="checkbox"/> Yes.	
<input type="checkbox"/> No. Reporting was waived under 29 CFR 4043.25(c)(2) because contributions equal to or exceeding the unpaid minimum required contribution were made by the 30th day after the due date.	
<input type="checkbox"/> No. The 30-day period referenced in 29 CFR 4043.25(c)(2) has not yet ended, and the sponsor intends to make a contribution equal to or exceeding the unpaid minimum required contribution by the 30th day after the due date.	
<input type="checkbox"/> No. Other. Provide explanation	

12 Is this a defined contribution plan subject to the minimum funding requirements of section 412 of the Code or section 302 of ERISA? (If "Yes," complete line 12a or lines 12b, 12c, 12d, and 12e below, as applicable.) If this is a defined benefit pension plan, leave line 12 blank and complete line 11 above.	<input type="checkbox"/> Yes <input type="checkbox"/> No
a If a waiver of the minimum funding standard for a prior year is being amortized in this plan year, see instructions, and enter the date of the letter ruling granting the waiver. Month Day Year	
If you completed line 12a, complete lines 3, 9, and 10 of Schedule MB (Form 5500), and skip to line 13.	
b Enter the minimum required contribution for this plan year	12b
c Enter the amount contributed by the employer to the plan for this plan year	12c
d Subtract the amount in line 12c from the amount in line 12b. Enter the result (enter a minus sign to the left of a negative amount)	12d
e Will the minimum funding amount reported on line 12d be met by the funding deadline?.....	<input type="checkbox"/> Yes <input type="checkbox"/> No <input type="checkbox"/> N/A

Part VII Plan Terminations and Transfers of Assets

13a Has a resolution to terminate the plan been adopted in any plan year?	<input checked="" type="checkbox"/> Yes <input type="checkbox"/> No	
a If "Yes," enter the amount of any plan assets that reverted to the employer this year.....	13a 0	
b Were all the plan assets distributed to participants or beneficiaries, transferred to another plan, or brought under the control of the PBGC?		
<input type="checkbox"/> Yes <input checked="" type="checkbox"/> No		
c If, during this plan year, any assets or liabilities were transferred from this plan to another plan(s), identify the plan(s) to which assets or liabilities were transferred. (See instructions.)		
13c(1) Name of plan(s):	13c(2) EIN(s)	13c(3) PN(s)

Part VIII IRS Compliance Questions

14a Does the plan satisfy the coverage and nondiscrimination tests of Code sections 410(b) and 401(a)(4) by combining this plan with any other plans under the permissive aggregation rules? <input type="checkbox"/> Yes <input checked="" type="checkbox"/> No	
14b If this is a Code section 401(k) plan, check all boxes that apply to indicate how the plan is intended to satisfy the nondiscrimination requirements for employee deferrals and employer matching contributions (as applicable) under Code sections 401(k)(3) and 401(m)(2).	
<input type="checkbox"/> Design-based safe harbor method	
<input type="checkbox"/> "Prior year" ADP test	
<input type="checkbox"/> "Current year" ADP test	
<input type="checkbox"/> N/A	
15 If the plan sponsor is an adopter of a pre-approved plan that received a favorable IRS Opinion Letter, enter the date of the Opinion Letter 03/31/2018 (MM/DD/YYYY) and the Opinion Letter serial number J501689a.	


<div>SCHEDULE SB (Form 5500) Department of the Treasury Internal Revenue Service Department of Labor Employee Benefits Security Administration Pension Benefit Guaranty Corporation</div>	<div>Single-Employer Defined Benefit Plan Actuarial Information</div> <div>This schedule is required to be filed under section 104 of the Employee Retirement Income Security Act of 1974 (ERISA) and section 6059 of the Internal Revenue Code (the Code).</div> <div>▶ File as an attachment to Form 5500 or 5500-SF.</div>	<div>OMB No. 1210-0110</div> <div>2024</div> <div>This Form is Open to Public Inspection</div>
--	---	--

For calendar plan year 2024 or fiscal plan year beginning 01/01/2024 and ending 12/31/2024	
▶ Round off amounts to nearest dollar.	
▶ Caution: A penalty of \$1,000 will be assessed for late filing of this report unless reasonable cause is established.	
A Name of plan Glens Falls Produce, Inc. Cash Balance Plan	B Three-digit plan number (PN) ▶ 002
C Plan sponsor's name as shown on line 2a of Form 5500 or 5500-SF Glens Falls Produce Co., Inc.	D Employer Identification Number (EIN) 14-1781346
E Type of plan: <input checked="" type="checkbox"/> Single <input type="checkbox"/> Multiple-A <input type="checkbox"/> Multiple-B	F Prior year plan size: <input checked="" type="checkbox"/> 100 or fewer <input type="checkbox"/> 101-500 <input type="checkbox"/> More than 500

Part I	Basic Information
1	Enter the valuation date: Month 01 Day 01 Year 2024
2	Assets:
a	Market value 2a 380011
b	Actuarial value 2b 380011
3	Funding target/participant count breakdown
	(1) Number of participants (2) Vested Funding Target (3) Total Funding Target
a	For retired participants and beneficiaries receiving payment 0 0 0
b	For terminated vested participants 1 7089 7089
c	For active participants 9 297354 298329
d	Total 10 304443 305418
4	If the plan is in at-risk status, check the box and complete lines (a) and (b) <input type="checkbox"/>
a	Funding target disregarding prescribed at-risk assumptions 4a
b	Funding target reflecting at-risk assumptions, but disregarding transition rule for plans that have been in at-risk status for fewer than five consecutive years and disregarding loading factor 4b
5	Effective interest rate 5 5.48 %
6	Target normal cost
a	Present value of current plan year accruals 6a 6493
b	Expected plan-related expenses 6b 0
c	Target normal cost 6c 6493

Statement by Enrolled Actuary

To the best of my knowledge, the information supplied in this schedule and accompanying schedules, statements and attachments, if any, is complete and accurate. Each prescribed assumption was applied in accordance with applicable law and regulations. In my opinion, each other assumption is reasonable (taking into account the experience of the plan and reasonable expectations) and such other assumptions, in combination, offer my best estimate of anticipated experience under the plan.

<div>SIGN HERE</div>	<div></div> <div>Signature of actuary</div> <div>Lawrence Brisman, EA, MAAA, MSEA</div> <div>Type or print name of actuary</div> <div>Intac Actuarial Services, Inc.</div> <div>Firm name</div> <div>PO Box 55970</div> <div>Boston, MA 02205</div> <div>Address of the firm</div>	<div>03/04/2025</div> <div>Date</div> <div>23-04972</div> <div>Most recent enrollment number</div> <div>(201) 447-2525</div> <div>Telephone number (including area code)</div>
--------------------------	---	--

Part II Beginning of Year Carryover and Prefunding Balances

	(a) Carryover balance	(b) Prefunding balance
7 Balance at beginning of prior year after applicable adjustments (line 13 from prior year)	0	66812
8 Portion elected for use to offset prior year's funding requirement (line 35 from prior year)	0	0
9 Amount remaining (line 7 minus line 8)	0	66812
10 Interest on line 9 using prior year's actual return of <u>8.38</u> %	0	5599
11 Prior year's excess contributions to be added to prefunding balance:		
a Present value of excess contributions (line 38a from prior year)		52123
b(1) Interest on the excess, if any, of line 38a over line 38b from prior year Schedule SB, using prior year's effective interest rate of <u>5.60</u> %		2919
b(2) Interest on line 38b from prior year Schedule SB, using prior year's actual return		0
c Total available at beginning of current plan year to add to prefunding balance		55042
d Portion of (c) to be added to prefunding balance		55042
12 Other reductions in balances due to elections or deemed elections	0	52953
13 Balance at beginning of current year (line 9 + line 10 + line 11d – line 12)	0	74500

Part III Funding Percentages

14 Funding target attainment percentage	14	100.03 %
15 Adjusted funding target attainment percentage	15	124.42 %
16 Prior year's funding percentage for purposes of determining whether carryover/prefunding balances may be used to reduce current year's funding requirement	16	100.00 %
17 If the current value of the assets of the plan is less than 70 percent of the funding target, enter such percentage	17	%

Part IV Contributions and Liquidity Shortfalls**18** Contributions made to the plan for the plan year by employer(s) and employees:

(a) Date (MM-DD-YYYY)	(b) Amount paid by employer(s)	(c) Amount paid by employees	(a) Date (MM-DD-YYYY)	(b) Amount paid by employer(s)	(c) Amount paid by employees
04-18-2024	7398				
Totals ►			18(b)	7398	18(c) 0

19 Discounted employer contributions – see instructions for small plan with a valuation date after the beginning of the year:

a Contributions allocated toward unpaid minimum required contributions from prior years	19a	0
b Contributions made to avoid restrictions adjusted to valuation date	19b	0
c Contributions allocated toward minimum required contribution for current year adjusted to valuation date	19c	7282

20 Quarterly contributions and liquidity shortfalls:

- a** Did the plan have a "funding shortfall" for the prior year? ☐ Yes ☒ No
- b** If line 20a is "Yes," were required quarterly installments for the current year made in a timely manner? ☐ Yes ☐ No
- c** If line 20a is "Yes," see instructions and complete the following table as applicable:

Liquidity shortfall as of end of quarter of this plan year			
(1) 1st	(2) 2nd	(3) 3rd	(4) 4th

Part V Assumptions Used to Determine Funding Target and Target Normal Cost

21 Discount rate:				
a Segment rates:	1st segment: 4.75 %	2nd segment: 4.96 %	3rd segment: 5.59 %	<input type="checkbox"/> N/A, full yield curve used
b Applicable month (enter code)				21b 0
22 Weighted average retirement age				22 68
23 Mortality table(s) (see instructions)	<input checked="" type="checkbox"/> Prescribed - combined <input type="checkbox"/> Prescribed - separate <input type="checkbox"/> Substitute			

Part VI Miscellaneous Items

24 Has a change been made in the non-prescribed actuarial assumptions for the current plan year? If "Yes," see instructions regarding required attachment.....	<input type="checkbox"/> Yes	<input checked="" type="checkbox"/> No
25 Has a method change been made for the current plan year? If "Yes," see instructions regarding required attachment.....	<input type="checkbox"/> Yes	<input checked="" type="checkbox"/> No
26 Demographic and benefit information		
a Is the plan required to provide a Schedule of Active Participants? If "Yes," see instructions regarding required attachment.	<input checked="" type="checkbox"/> Yes	<input type="checkbox"/> No
b Is the plan required to provide a projection of expected benefit payments? If "Yes," see instructions regarding required attachment ...	<input type="checkbox"/> Yes	<input checked="" type="checkbox"/> No
27 If the plan is subject to alternative funding rules, enter applicable code and see instructions regarding attachment.....	27	

Part VII Reconciliation of Unpaid Minimum Required Contributions For Prior Years

28 Unpaid minimum required contributions for all prior years	28	0
29 Discounted employer contributions allocated toward unpaid minimum required contributions from prior years (line 19a).....	29	0
30 Remaining amount of unpaid minimum required contributions (line 28 minus line 29).....	30	0

Part VIII Minimum Required Contribution For Current Year

31 Target normal cost and excess assets (see instructions):			
a Target normal cost (line 6c)	31a	6493	
b Excess assets, if applicable, but not greater than line 31a	31b	93	
32 Amortization installments:	Outstanding Balance	Installment	
a Net shortfall amortization installment	0	0	
b Waiver amortization installment	0	0	
33 If a waiver has been approved for this plan year, enter the date of the ruling letter granting the approval (Month _____ Day _____ Year _____) and the waived amount	33		
34 Total funding requirement before reflecting carryover/prefunding balances (lines 31a - 31b + 32a + 32b - 33).....	34	6400	
	Carryover balance	Prefunding balance	Total balance
35 Balances elected for use to offset funding requirement	0	0	0
36 Additional cash requirement (line 34 minus line 35)	36	6400	
37 Contributions allocated toward minimum required contribution for current year adjusted to valuation date (line 19c)	37	7282	
38 Present value of excess contributions for current year (see instructions)			
a Total (excess, if any, of line 37 over line 36)	38a	882	
b Portion included in line 38a attributable to use of prefunding and funding standard carryover balances	38b	0	
39 Unpaid minimum required contribution for current year (excess, if any, of line 36 over line 37)	39	0	
40 Unpaid minimum required contributions for all years	40	0	

Part IX Pension Funding Relief Under the American Rescue Plan Act of 2021 (See Instructions)

41 If an election was made to use the extended amortization rule for a plan year beginning on or before December 31, 2021, check the box to indicate the first plan year for which the rule applies. <input type="checkbox"/> 2019 <input type="checkbox"/> 2020 <input type="checkbox"/> 2021

Glens Falls Produce, Inc. Cash Balance Plan

Shortfall Amortization
Short Plan Year: 1/1/2024 to 11/15/2024
Valuation Date: 1/1/2024

If the plan has a funded status below 100%, the plan may require additional payments in the form of shortfall amortization payments. A plan's amortization payments are calculated to pay down the plan's underfunding over a fifteen year period. Amortization periods are extended one year for plans with required amortization payments during a short plan year. The current plan year is a short plan year.

<u>Valuation Date</u>	<u>Amortization Method</u>	<u>Number of Future Installments</u>	<u>Installment</u>	<u>Value of Future Installments</u>
Total			\$0	\$0
Shortfall Amortization Charge (sum of installments, no less than zero):			\$0	

Glens Falls Produce, Inc. Cash Balance Plan

Summary of Actuarial Assumptions and Method

Short Plan Year: 1/1/2024 to 11/15/2024

Valuation Date: 1/1/2024

	For Funding					
		<u>Min</u>	<u>Max</u>	<u>For 417(e)</u>	<u>For Actuarial Equiv.</u>	
Interest Rates	Seg 1:	4.75%	4.37%	Seg 1:	5.00%	Pre-Retirement: 5.00%
	Seg 2:	4.96%	4.96%	Seg 2:	5.00%	Post-Retirement: 5.00%
	Seg 3:	5.59%	4.95%	Seg 3:	5.00%	
Applicable Date	01/2024	01/2024		N/A		
Pre-Retirement						
Turnover	None			None	None	
Mortality	None			None	None	
Assumed Ret Age	Normal retirement age 65 and 3 years of participation			Normal retirement age 65 and 3 years of participation	Normal retirement age 65 and 3 years of participation	
Post-Retirement						
Mortality	Male-2024 Small Plan Static Table – Combined Male Female-2024 Small Plan Static Table – Combined Female			GAR 94 without loads projected to 2002 with scale AA 50%M/50%F	GAR 94 without loads projected to 2002 with scale AA 50%M/50%F	
Assumed Benefit Form For Funding				100% Lump Sum / 0% Normal Form		
Assumed Spouse's Age	Spouse assumed to be the same age as participant			Spouse assumed to be the same age as participant		
	Participant is assumed to be married to current spouse at retirement if spouse's date of birth is known			Participant is assumed to be married to current spouse at retirement if spouse's date of birth is known		
Calculated Effective Interest Rate				5.48%		
Cash Balance Projected Interest Crediting Rate				5.00% annual rate		
Cash Balance Post-Retirement Conversion Assumptions				5.00% interest GAR 94 without loads projected to 2002 with scale AA 50%M/50%F		
Actuarial Cost Method				The Unit Credit funding method was used as prescribed by the Pension Protection Act. This method sets the funding target equal to the present value of accrued benefits, and sets the normal cost equal to the present value of the benefit accrued in the current year.		

An actuarial value of assets is used for funding purposes. This year the actuarial value of assets is 100.0% of the market value of assets.

Glens Falls Produce, Inc. Cash Balance Plan

Summary of Plan Provisions
Short Plan Year: 1/1/2024 to 11/15/2024
Valuation Date: 1/1/2024

Plan Effective Date	January 1, 2018
Short Plan Year	From January 1, 2024 to November 15, 2024
Eligibility	<p>All employees not excluded by class are eligible to enter on the January 1 or July 1 coincident with or following the completion of the following requirements:</p> <p>1 year of service Minimum age 21</p>
Normal Retirement Age	<p>All participants are eligible to retire with their full retirement benefit on the later of the following:</p> <p>Attainment of age 65 Completion of 3 years of participation from entry date</p>
Cash Balance Contribution Credit	<p>The plan provides the following cash balance contribution credits to participants based on their group classification:</p> <p>Group 1: The lesser of 15% of compensation and \$10,000</p> <p>Group 2: The lesser of 65% of compensation and \$50,000</p> <p>Group 3: 5% of compensation</p> <p>The maximum monthly benefit is the lesser of \$22,916.66 and 100% of the highest 3-year average salary, subject to service requirements.</p> <p>Salary based contribution credits are applied to current compensation.</p>
Normal Form of Benefit	A benefit payable for the life of the participant
Optional Forms of Benefit	<p>The following forms of benefit payment are also available:</p> <p>Life Only - Payable for the life of the participant.</p> <p>Life With 5 Years Certain - Payable for the life of the participant. If the participant dies before receiving payments for 5 full years, payments will continue to his/her surviving beneficiary for the remainder of the 5-year period and then stop.</p> <p>Life With 10 Years Certain - Payable for the life of the participant. If the participant dies before receiving payments for 10 full years, payments will continue to his/her surviving beneficiary for the remainder of the 10-year period and then stop.</p> <p>Joint and 100% Survivor - Payable for the life of the participant</p>

Glens Falls Produce, Inc. Cash Balance Plan

Summary of Plan Provisions
Short Plan Year: 1/1/2024 to 11/15/2024
Valuation Date: 1/1/2024

and his/her beneficiary. Payments cease on the death of both.

Joint and 75% Survivor - Payable for the life of the participant.
If the participant dies before his/her beneficiary, 75% of the benefit will continue for the life of the beneficiary.

Joint and 50% Survivor - Payable for the life of the participant.
If the participant dies before his/her beneficiary, 50% of the benefit will continue for the life of the beneficiary.

Single Lump Sum - This is a one-time payment of the lump sum equivalent of the plan's normal form of benefit.

Accrued Benefit

The normal retirement benefit described above calculated based on salary and/or service on the calculation date, and payable on the normal retirement date.

Credited years are 12-month periods from date of entry to the anniversaries of date of entry excluding the following:

Years with less than 1,000 hours

Termination Benefit

Upon termination for any reason other than death or retirement a participant shall be entitled to a portion of the actuarial equivalent of his accrued benefit in accordance with the following vesting schedule:

<u>Credited Years</u>	<u>Vested Percent</u>
1	0
2	0
3	100

Credited years are plan years from date of hire excluding the following:

Years before the effective date

Years before age 18

Years with less than 1,000 hours

Top-Heavy Minimum Benefit

Top-heavy minimum benefits are provided under another plan of the employer

Top-Heavy Status

A plan is top-heavy if over 60% of the value of all accrued benefits in all of the employer's plans are for the benefit of key employees. A key employee is generally an officer or owner of the company. This plan is currently top-heavy.

Death Benefit

Actuarial Equivalent of the accrued benefit earned to date of death

Cash Balance

The annual Interest Crediting Rate for this plan year is 5.00%

Glens Falls Produce, Inc. Cash Balance Plan

Schedule of Active Participant Data
Short Plan Year: 1/1/2024 to 11/15/2024
Valuation Date: 1/1/2024

Svc/ Age	<1	1-4	5-9	10-14	15-19	20-24	25-29	30-34	35-39	40+	Total
<25	0	0	0	0	0	0	0	0	0	0	0
25-29	0	0	0	0	0	0	0	0	0	0	0
30-34	0	0	0	0	0	0	0	0	0	0	0
35-39	0	0	1	0	0	0	0	0	0	0	1
40-44	0	0	1	0	0	0	0	0	0	0	1
45-49	0	0	0	0	0	0	0	0	0	0	0
50-54	0	0	0	0	0	0	0	0	0	0	0
55-59	1	0	0	0	0	0	0	0	0	0	1
60-64	0	1	0	0	0	0	0	0	0	0	1
65-69	0	1	3	0	0	0	0	0	0	0	4
70+	0	0	1	0	0	0	0	0	0	0	1
Total	1	2	6	0	0	0	0	0	0	0	9

* Employees who have not met the minimum eligibility requirements are excluded

Average Age: 60.2

Average Service: 4

Glens Falls Produce, Inc. Cash Balance Plan

Weighted Average Retirement Age
Short Plan Year: 1/1/2024 to 11/15/2024
Valuation Date: 1/1/2024

Assumed Retirement Age - 100% of the participants are assumed to retire at the date the plan's normal retirement age is attained, which is defined as:

The later of:

Attainment of age 65

Completion of 3 years of participation from entry date

Participants who have passed their Normal Retirement Date as defined above are assumed to retire on the valuation date.

Weighted average retirement age 68

Schedule SB - Attachment (Other)
Explanation of Plan Year

Glens Falls Produce Inc Cash Balance Plan
EIN: 14-1781346
PN: 002

Form 5500-SF Plan Year Ending: 12/31/2024

**General Note: Due to plan termination, the Plan Year for the Actuarial
Valuation and Schedule SB is 1/1/2024-11/15/2024.**

Glens Falls Produce, Inc. Cash Balance Plan
Employer ID# 14-1781346: Plan No. 002
Quarterly Installment Payment: \$0.00

Schedule SB, line 19 - Discounted Employer Contributions

Short Plan Year: 1/1/2024 to 11/15/2024
Valuation Date: 1/1/2024

<u>Date</u>	<u>Amount</u>	<u>Year</u>	<u>Rate</u>	<u>Period</u>	<u>Adj Cth</u>
04-18-2024	7,398.00	2024	5.48%	04-18-2024 to 01-01-2024	7,282.21
Totals:	7,398.00				7,282.21

19	Discounted employer contributions -- see instructions for small plan with a valuation date after the beginning of the year				
a	Contributions allocated toward unpaid minimum required contribution from prior years	19a		0.00	
b	Contributions made to avoid benefit restrictions adjusted to valuation date	19b		0.00	
c	Contributions allocated toward minimum required contribution for current year, adjusted to valuation date	19c		7,282.21	

Glens Falls Produce, Inc. Cash Balance Plan

Shortfall Amortization
Short Plan Year: 1/1/2024 to 11/15/2024
Valuation Date: 1/1/2024

If the plan has a funded status below 100%, the plan may require additional payments in the form of shortfall amortization payments. A plan's amortization payments are calculated to pay down the plan's underfunding over a fifteen year period. Amortization periods are extended one year for plans with required amortization payments during a short plan year. The current plan year is a short plan year.

<u>Valuation Date</u>	<u>Amortization Method</u>	<u>Number of Future Installments</u>	<u>Installment</u>	<u>Value of Future Installments</u>
Total			\$0	\$0
Shortfall Amortization Charge (sum of installments, no less than zero):			\$0	

Glens Falls Produce, Inc. Cash Balance Plan

Summary of Actuarial Assumptions and Method

Short Plan Year: 1/1/2024 to 11/15/2024

Valuation Date: 1/1/2024

	For Funding					
		<u>Min</u>	<u>Max</u>	<u>For 417(e)</u>	<u>For Actuarial Equiv.</u>	
Interest Rates	Seg 1:	4.75%	4.37%	Seg 1:	5.00%	Pre-Retirement: 5.00%
	Seg 2:	4.96%	4.96%	Seg 2:	5.00%	Post-Retirement: 5.00%
	Seg 3:	5.59%	4.95%	Seg 3:	5.00%	
Applicable Date	01/2024	01/2024		N/A		
Pre-Retirement						
Turnover	None			None	None	
Mortality	None			None	None	
Assumed Ret Age	Normal retirement age 65 and 3 years of participation			Normal retirement age 65 and 3 years of participation	Normal retirement age 65 and 3 years of participation	
Post-Retirement						
Mortality	Male-2024 Small Plan Static Table – Combined Male Female-2024 Small Plan Static Table – Combined Female			GAR 94 without loads projected to 2002 with scale AA 50%M/50%F	GAR 94 without loads projected to 2002 with scale AA 50%M/50%F	
Assumed Benefit Form For Funding				100% Lump Sum / 0% Normal Form		
Assumed Spouse's Age	Spouse assumed to be the same age as participant			Spouse assumed to be the same age as participant		
	Participant is assumed to be married to current spouse at retirement if spouse's date of birth is known			Participant is assumed to be married to current spouse at retirement if spouse's date of birth is known		
Calculated Effective Interest Rate				5.48%		
Cash Balance Projected Interest Crediting Rate				5.00% annual rate		
Cash Balance Post-Retirement Conversion Assumptions				5.00% interest GAR 94 without loads projected to 2002 with scale AA 50%M/50%F		
Actuarial Cost Method				The Unit Credit funding method was used as prescribed by the Pension Protection Act. This method sets the funding target equal to the present value of accrued benefits, and sets the normal cost equal to the present value of the benefit accrued in the current year.		

An actuarial value of assets is used for funding purposes. This year the actuarial value of assets is 100.0% of the market value of assets.

Glens Falls Produce, Inc. Cash Balance Plan

Summary of Plan Provisions
Short Plan Year: 1/1/2024 to 11/15/2024
Valuation Date: 1/1/2024

Plan Effective Date	January 1, 2018
Short Plan Year	From January 1, 2024 to November 15, 2024
Eligibility	<p>All employees not excluded by class are eligible to enter on the January 1 or July 1 coincident with or following the completion of the following requirements:</p> <p>1 year of service Minimum age 21</p>
Normal Retirement Age	<p>All participants are eligible to retire with their full retirement benefit on the later of the following:</p> <p>Attainment of age 65 Completion of 3 years of participation from entry date</p>
Cash Balance Contribution Credit	<p>The plan provides the following cash balance contribution credits to participants based on their group classification:</p> <p>Group 1: The lesser of 15% of compensation and \$10,000</p> <p>Group 2: The lesser of 65% of compensation and \$50,000</p> <p>Group 3: 5% of compensation</p> <p>The maximum monthly benefit is the lesser of \$22,916.66 and 100% of the highest 3-year average salary, subject to service requirements.</p> <p>Salary based contribution credits are applied to current compensation.</p>
Normal Form of Benefit	A benefit payable for the life of the participant
Optional Forms of Benefit	<p>The following forms of benefit payment are also available:</p> <p>Life Only - Payable for the life of the participant.</p> <p>Life With 5 Years Certain - Payable for the life of the participant. If the participant dies before receiving payments for 5 full years, payments will continue to his/her surviving beneficiary for the remainder of the 5-year period and then stop.</p> <p>Life With 10 Years Certain - Payable for the life of the participant. If the participant dies before receiving payments for 10 full years, payments will continue to his/her surviving beneficiary for the remainder of the 10-year period and then stop.</p> <p>Joint and 100% Survivor - Payable for the life of the participant</p>

Glens Falls Produce, Inc. Cash Balance Plan

Summary of Plan Provisions
Short Plan Year: 1/1/2024 to 11/15/2024
Valuation Date: 1/1/2024

and his/her beneficiary. Payments cease on the death of both.

Joint and 75% Survivor - Payable for the life of the participant.
If the participant dies before his/her beneficiary, 75% of the benefit will continue for the life of the beneficiary.

Joint and 50% Survivor - Payable for the life of the participant.
If the participant dies before his/her beneficiary, 50% of the benefit will continue for the life of the beneficiary.

Single Lump Sum - This is a one-time payment of the lump sum equivalent of the plan's normal form of benefit.

Accrued Benefit

The normal retirement benefit described above calculated based on salary and/or service on the calculation date, and payable on the normal retirement date.

Credited years are 12-month periods from date of entry to the anniversaries of date of entry excluding the following:

Years with less than 1,000 hours

Termination Benefit

Upon termination for any reason other than death or retirement a participant shall be entitled to a portion of the actuarial equivalent of his accrued benefit in accordance with the following vesting schedule:

<u>Credited Years</u>	<u>Vested Percent</u>
1	0
2	0
3	100

Credited years are plan years from date of hire excluding the following:

Years before the effective date

Years before age 18

Years with less than 1,000 hours

Top-Heavy Minimum Benefit

Top-heavy minimum benefits are provided under another plan of the employer

Top-Heavy Status

A plan is top-heavy if over 60% of the value of all accrued benefits in all of the employer's plans are for the benefit of key employees. A key employee is generally an officer or owner of the company. This plan is currently top-heavy.

Death Benefit

Actuarial Equivalent of the accrued benefit earned to date of death

Cash Balance

The annual Interest Crediting Rate for this plan year is 5.00%

Glens Falls Produce, Inc. Cash Balance Plan

Schedule of Active Participant Data
Short Plan Year: 1/1/2024 to 11/15/2024
Valuation Date: 1/1/2024

Svc/ Age	<1	1-4	5-9	10-14	15-19	20-24	25-29	30-34	35-39	40+	Total
<25	0	0	0	0	0	0	0	0	0	0	0
25-29	0	0	0	0	0	0	0	0	0	0	0
30-34	0	0	0	0	0	0	0	0	0	0	0
35-39	0	0	1	0	0	0	0	0	0	0	1
40-44	0	0	1	0	0	0	0	0	0	0	1
45-49	0	0	0	0	0	0	0	0	0	0	0
50-54	0	0	0	0	0	0	0	0	0	0	0
55-59	1	0	0	0	0	0	0	0	0	0	1
60-64	0	1	0	0	0	0	0	0	0	0	1
65-69	0	1	3	0	0	0	0	0	0	0	4
70+	0	0	1	0	0	0	0	0	0	0	1
Total	1	2	6	0	0	0	0	0	0	0	9

* Employees who have not met the minimum eligibility requirements are excluded

Average Age: 60.2

Average Service: 4

Glens Falls Produce, Inc. Cash Balance Plan

Weighted Average Retirement Age
Short Plan Year: 1/1/2024 to 11/15/2024
Valuation Date: 1/1/2024

Assumed Retirement Age - 100% of the participants are assumed to retire at the date the plan's normal retirement age is attained, which is defined as:

The later of:

Attainment of age 65

Completion of 3 years of participation from entry date

Participants who have passed their Normal Retirement Date as defined above are assumed to retire on the valuation date.

Weighted average retirement age 68

Schedule SB - Attachment (Other)
Explanation of Plan Year

Glens Falls Produce Inc Cash Balance Plan
EIN: 14-1781346
PN: 002

Form 5500-SF Plan Year Ending: 12/31/2024

**General Note: Due to plan termination, the Plan Year for the Actuarial
Valuation and Schedule SB is 1/1/2024-11/15/2024.**

Glens Falls Produce, Inc. Cash Balance Plan

Shortfall Amortization
Short Plan Year: 1/1/2024 to 11/15/2024
Valuation Date: 1/1/2024

If the plan has a funded status below 100%, the plan may require additional payments in the form of shortfall amortization payments. A plan's amortization payments are calculated to pay down the plan's underfunding over a fifteen year period. Amortization periods are extended one year for plans with required amortization payments during a short plan year. The current plan year is a short plan year.

<u>Valuation Date</u>	<u>Amortization Method</u>	<u>Number of Future Installments</u>	<u>Installment</u>	<u>Value of Future Installments</u>
Total			\$0	\$0
Shortfall Amortization Charge (sum of installments, no less than zero):			\$0	

Glens Falls Produce, Inc. Cash Balance Plan

Summary of Actuarial Assumptions and Method

Short Plan Year: 1/1/2024 to 11/15/2024

Valuation Date: 1/1/2024

	For Funding					
		<u>Min</u>	<u>Max</u>	<u>For 417(e)</u>	<u>For Actuarial Equiv.</u>	
Interest Rates	Seg 1:	4.75%	4.37%	Seg 1:	5.00%	Pre-Retirement: 5.00%
	Seg 2:	4.96%	4.96%	Seg 2:	5.00%	Post-Retirement: 5.00%
	Seg 3:	5.59%	4.95%	Seg 3:	5.00%	
Applicable Date	01/2024	01/2024		N/A		
Pre-Retirement						
Turnover	None			None	None	
Mortality	None			None	None	
Assumed Ret Age	Normal retirement age 65 and 3 years of participation			Normal retirement age 65 and 3 years of participation	Normal retirement age 65 and 3 years of participation	
Post-Retirement						
Mortality	Male-2024 Small Plan Static Table – Combined Male Female-2024 Small Plan Static Table – Combined Female			GAR 94 without loads projected to 2002 with scale AA 50%M/50%F	GAR 94 without loads projected to 2002 with scale AA 50%M/50%F	
Assumed Benefit Form For Funding				100% Lump Sum / 0% Normal Form		
Assumed Spouse's Age	Spouse assumed to be the same age as participant			Spouse assumed to be the same age as participant		
	Participant is assumed to be married to current spouse at retirement if spouse's date of birth is known			Participant is assumed to be married to current spouse at retirement if spouse's date of birth is known		
Calculated Effective Interest Rate				5.48%		
Cash Balance Projected Interest Crediting Rate				5.00% annual rate		
Cash Balance Post-Retirement Conversion Assumptions				5.00% interest GAR 94 without loads projected to 2002 with scale AA 50%M/50%F		
Actuarial Cost Method				The Unit Credit funding method was used as prescribed by the Pension Protection Act. This method sets the funding target equal to the present value of accrued benefits, and sets the normal cost equal to the present value of the benefit accrued in the current year.		

An actuarial value of assets is used for funding purposes. This year the actuarial value of assets is 100.0% of the market value of assets.

Glens Falls Produce, Inc. Cash Balance Plan

Summary of Plan Provisions
Short Plan Year: 1/1/2024 to 11/15/2024
Valuation Date: 1/1/2024

Plan Effective Date	January 1, 2018
Short Plan Year	From January 1, 2024 to November 15, 2024
Eligibility	<p>All employees not excluded by class are eligible to enter on the January 1 or July 1 coincident with or following the completion of the following requirements:</p> <p>1 year of service Minimum age 21</p>
Normal Retirement Age	<p>All participants are eligible to retire with their full retirement benefit on the later of the following:</p> <p>Attainment of age 65 Completion of 3 years of participation from entry date</p>
Cash Balance Contribution Credit	<p>The plan provides the following cash balance contribution credits to participants based on their group classification:</p> <p>Group 1: The lesser of 15% of compensation and \$10,000</p> <p>Group 2: The lesser of 65% of compensation and \$50,000</p> <p>Group 3: 5% of compensation</p> <p>The maximum monthly benefit is the lesser of \$22,916.66 and 100% of the highest 3-year average salary, subject to service requirements.</p> <p>Salary based contribution credits are applied to current compensation.</p>
Normal Form of Benefit	A benefit payable for the life of the participant
Optional Forms of Benefit	<p>The following forms of benefit payment are also available:</p> <p>Life Only - Payable for the life of the participant.</p> <p>Life With 5 Years Certain - Payable for the life of the participant. If the participant dies before receiving payments for 5 full years, payments will continue to his/her surviving beneficiary for the remainder of the 5-year period and then stop.</p> <p>Life With 10 Years Certain - Payable for the life of the participant. If the participant dies before receiving payments for 10 full years, payments will continue to his/her surviving beneficiary for the remainder of the 10-year period and then stop.</p> <p>Joint and 100% Survivor - Payable for the life of the participant</p>

Glens Falls Produce, Inc. Cash Balance Plan

Summary of Plan Provisions
Short Plan Year: 1/1/2024 to 11/15/2024
Valuation Date: 1/1/2024

and his/her beneficiary. Payments cease on the death of both.

Joint and 75% Survivor - Payable for the life of the participant.
If the participant dies before his/her beneficiary, 75% of the benefit will continue for the life of the beneficiary.

Joint and 50% Survivor - Payable for the life of the participant.
If the participant dies before his/her beneficiary, 50% of the benefit will continue for the life of the beneficiary.

Single Lump Sum - This is a one-time payment of the lump sum equivalent of the plan's normal form of benefit.

Accrued Benefit

The normal retirement benefit described above calculated based on salary and/or service on the calculation date, and payable on the normal retirement date.

Credited years are 12-month periods from date of entry to the anniversaries of date of entry excluding the following:

Years with less than 1,000 hours

Termination Benefit

Upon termination for any reason other than death or retirement a participant shall be entitled to a portion of the actuarial equivalent of his accrued benefit in accordance with the following vesting schedule:

<u>Credited Years</u>	<u>Vested Percent</u>
1	0
2	0
3	100

Credited years are plan years from date of hire excluding the following:

Years before the effective date

Years before age 18

Years with less than 1,000 hours

Top-Heavy Minimum Benefit

Top-heavy minimum benefits are provided under another plan of the employer

Top-Heavy Status

A plan is top-heavy if over 60% of the value of all accrued benefits in all of the employer's plans are for the benefit of key employees. A key employee is generally an officer or owner of the company. This plan is currently top-heavy.

Death Benefit

Actuarial Equivalent of the accrued benefit earned to date of death

Cash Balance

The annual Interest Crediting Rate for this plan year is 5.00%

Glens Falls Produce, Inc. Cash Balance Plan

Schedule of Active Participant Data
Short Plan Year: 1/1/2024 to 11/15/2024
Valuation Date: 1/1/2024

Svc/ Age	<1	1-4	5-9	10-14	15-19	20-24	25-29	30-34	35-39	40+	Total
<25	0	0	0	0	0	0	0	0	0	0	0
25-29	0	0	0	0	0	0	0	0	0	0	0
30-34	0	0	0	0	0	0	0	0	0	0	0
35-39	0	0	1	0	0	0	0	0	0	0	1
40-44	0	0	1	0	0	0	0	0	0	0	1
45-49	0	0	0	0	0	0	0	0	0	0	0
50-54	0	0	0	0	0	0	0	0	0	0	0
55-59	1	0	0	0	0	0	0	0	0	0	1
60-64	0	1	0	0	0	0	0	0	0	0	1
65-69	0	1	3	0	0	0	0	0	0	0	4
70+	0	0	1	0	0	0	0	0	0	0	1
Total	1	2	6	0	0	0	0	0	0	0	9

* Employees who have not met the minimum eligibility requirements are excluded

Average Age: 60.2

Average Service: 4

Glens Falls Produce, Inc. Cash Balance Plan

Weighted Average Retirement Age
Short Plan Year: 1/1/2024 to 11/15/2024
Valuation Date: 1/1/2024

Assumed Retirement Age - 100% of the participants are assumed to retire at the date the plan's normal retirement age is attained, which is defined as:

The later of:

Attainment of age 65

Completion of 3 years of participation from entry date

Participants who have passed their Normal Retirement Date as defined above are assumed to retire on the valuation date.

Weighted average retirement age 68

Schedule SB - Attachment (Other)
Explanation of Plan Year

Glens Falls Produce Inc Cash Balance Plan
EIN: 14-1781346
PN: 002

Form 5500-SF Plan Year Ending: 12/31/2024

**General Note: Due to plan termination, the Plan Year for the Actuarial
Valuation and Schedule SB is 1/1/2024-11/15/2024.**