

Form 5500

Department of the Treasury Internal Revenue Service

Department of Labor Employee Benefits Security Administration

Pension Benefit Guaranty Corporation

Annual Return/Report of Employee Benefit Plan

This form is required to be filed for employee benefit plans under sections 104 and 4065 of the Employee Retirement Income Security Act of 1974 (ERISA) and sections 6057(b) and 6058(a) of the Internal Revenue Code (the Code).

Complete all entries in accordance with the instructions to the Form 5500.

OMB Nos. 1210-0110 1210-0089

2024

This Form is Open to Public Inspection

Part I Annual Report Identification Information

For calendar plan year 2024 or fiscal plan year beginning 01/01/2024 and ending 12/31/2024

- A This return/report is for: a multiemployer plan, a multiple-employer plan, a single-employer plan, a DFE, etc.
B This return/report is: the first return/report, the final return/report, an amended return/report, a short plan year return/report, etc.
C If the plan is a collectively-bargained plan, check here.
D Check box if filing under: Form 5558, automatic extension, special extension, the DFVC program, etc.
E If this is a retroactively adopted plan permitted by SECURE Act section 201, check here.

Part II Basic Plan Information—enter all requested information

1a Name of plan: KEMBA FINANCIAL CREDIT UNION, INC. 401(K) PROFIT SHARING PLAN
1b Three-digit plan number (PN): 001
1c Effective date of plan: 07/01/1997
2a Plan sponsor's name, mailing address, city, state, and ZIP: 555 OFFICENTER PLACE, GAHANNA, OH 43230
2b Employer Identification Number (EIN): 31-6034826
2c Plan Sponsor's telephone number: 614-235-2395
2d Business code (see instructions): 522130

Caution: A penalty for the late or incomplete filing of this return/report will be assessed unless reasonable cause is established.

Under penalties of perjury and other penalties set forth in the instructions, I declare that I have examined this return/report, including accompanying schedules, statements and attachments, as well as the electronic version of this return/report, and to the best of my knowledge and belief, it is true, correct, and complete.

Table with 4 columns: SIGN HERE, Signature of plan administrator, Date, Enter name of individual signing as plan administrator. Includes rows for employer/plan sponsor and DFE.

For Paperwork Reduction Act Notice, see the Instructions for Form 5500.

3a Plan administrator's name and address <input checked="" type="checkbox"/> Same as Plan Sponsor	3b Administrator's EIN	
	3c Administrator's telephone number	
4 If the name and/or EIN of the plan sponsor or the plan name has changed since the last return/report filed for this plan, enter the plan sponsor's name, EIN, the plan name and the plan number from the last return/report: a Sponsor's name c Plan Name	4b EIN	
	4d PN	
5 Total number of participants at the beginning of the plan year	5	396
6 Number of participants as of the end of the plan year unless otherwise stated (welfare plans complete only lines 6a(1) , 6a(2) , 6b , 6c , and 6d). a(1) Total number of active participants at the beginning of the plan year a(2) Total number of active participants at the end of the plan year b Retired or separated participants receiving benefits..... c Other retired or separated participants entitled to future benefits d Subtotal. Add lines 6a(2) , 6b , and 6c e Deceased participants whose beneficiaries are receiving or are entitled to receive benefits. f Total. Add lines 6d and 6e g(1) Number of participants with account balances as of the beginning of the plan year (only defined contribution plans complete this item) g(2) Number of participants with account balances as of the end of the plan year (only defined contribution plans complete this item) h Number of participants who terminated employment during the plan year with accrued benefits that were less than 100% vested.....	6a(1)	312
	6a(2)	335
	6b	0
	6c	69
	6d	404
	6e	0
	6f	404
	6g(1)	384
	6g(2)	397
7 Enter the total number of employers obligated to contribute to the plan (only multiemployer plans complete this item)	7	

8a If the plan provides pension benefits, enter the applicable pension feature codes from the List of Plan Characteristics Codes in the instructions:
 2T 2E 2F 2G 2J 2K 2S 3D

b If the plan provides welfare benefits, enter the applicable welfare feature codes from the List of Plan Characteristics Codes in the instructions:

9a Plan funding arrangement (check all that apply)	9b Plan benefit arrangement (check all that apply)
(1) <input type="checkbox"/> Insurance	(1) <input type="checkbox"/> Insurance
(2) <input type="checkbox"/> Code section 412(e)(3) insurance contracts	(2) <input type="checkbox"/> Code section 412(e)(3) insurance contracts
(3) <input checked="" type="checkbox"/> Trust	(3) <input checked="" type="checkbox"/> Trust
(4) <input type="checkbox"/> General assets of the sponsor	(4) <input type="checkbox"/> General assets of the sponsor

10 Check all applicable boxes in 10a and 10b to indicate which schedules are attached, and, where indicated, enter the number attached. (See instructions)

a Pension Schedules	b General Schedules
(1) <input checked="" type="checkbox"/> R (Retirement Plan Information)	(1) <input checked="" type="checkbox"/> H (Financial Information)
(2) <input type="checkbox"/> MB (Multiemployer Defined Benefit Plan and Certain Money Purchase Plan Actuarial Information) - signed by the plan actuary	(2) <input type="checkbox"/> I (Financial Information – Small Plan)
(3) <input type="checkbox"/> SB (Single-Employer Defined Benefit Plan Actuarial Information) - signed by the plan actuary	(3) <input type="checkbox"/> A (Insurance Information) – Number Attached <u>0</u>
(4) <input type="checkbox"/> DCG (Individual Plan Information) – Number Attached _____	(4) <input checked="" type="checkbox"/> C (Service Provider Information)
(5) <input type="checkbox"/> MEP (Multiple-Employer Retirement Plan Information)	(5) <input checked="" type="checkbox"/> D (DFE/Participating Plan Information)
	(6) <input type="checkbox"/> G (Financial Transaction Schedules)

Part III Form M-1 Compliance Information (to be completed by welfare benefit plans)

11a If the plan provides welfare benefits, was the plan subject to the Form M-1 filing requirements during the plan year? (See instructions and 29 CFR 2520.101-2.) Yes No

If "Yes" is checked, complete lines 11b and 11c.

11b Is the plan currently in compliance with the Form M-1 filing requirements? (See instructions and 29 CFR 2520.101-2.) Yes No

11c Enter the Receipt Confirmation Code for the 2024 Form M-1 annual report. If the plan was not required to file the 2024 Form M-1 annual report, enter the Receipt Confirmation Code for the most recent Form M-1 that was required to be filed under the Form M-1 filing requirements. (Failure to enter a valid Receipt Confirmation Code will subject the Form 5500 filing to rejection as incomplete.)

Receipt Confirmation Code _____

SCHEDULE C (Form 5500) <small>Department of the Treasury Internal Revenue Service</small> <small>Department of Labor Employee Benefits Security Administration</small> <small>Pension Benefit Guaranty Corporation</small>	Service Provider Information This schedule is required to be filed under section 104 of the Employee Retirement Income Security Act of 1974 (ERISA). ▶ File as an attachment to Form 5500.	<small>OMB No. 1210-0110</small> 2024 This Form is Open to Public Inspection.
--	--	---

For calendar plan year 2024 or fiscal plan year beginning **01/01/2024** and ending **12/31/2024**

A Name of plan KEMBA FINANCIAL CREDIT UNION, INC. 401(K) PROFIT SHARING PLAN	B Three-digit plan number (PN) ▶	001
C Plan sponsor's name as shown on line 2a of Form 5500 KEMBA FINANCIAL CREDIT UNION, INC.	D Employer Identification Number (EIN) 31-6034826	

Part I Service Provider Information (see instructions)

You must complete this Part, in accordance with the instructions, to report the information required for **each person** who received, directly or indirectly, \$5,000 or more in total compensation (i.e., money or anything else of monetary value) in connection with services rendered to the plan or the person's position with the plan during the plan year. If a person received **only** eligible indirect compensation for which the plan received the required disclosures, you are required to answer line 1 but are not required to include that person when completing the remainder of this Part.

1 Information on Persons Receiving Only Eligible Indirect Compensation

a Check "Yes" or "No" to indicate whether you are excluding a person from the remainder of this Part because they received only eligible indirect compensation for which the plan received the required disclosures (see instructions for definitions and conditions)..... Yes No

b If you answered line 1a "Yes," enter the name and EIN or address of each person providing the required disclosures for the service providers who received only eligible indirect compensation. Complete as many entries as needed (see instructions).

(b) Enter name and EIN or address of person who provided you disclosures on eligible indirect compensation

FIDELITY INVESTMENTS INSTITUTIONAL

04-2647786

(b) Enter name and EIN or address of person who provided you disclosures on eligible indirect compensation

(b) Enter name and EIN or address of person who provided you disclosures on eligible indirect compensation

(b) Enter name and EIN or address of person who provided you disclosures on eligible indirect compensation

(b) Enter name and EIN or address of person who provided you disclosures on eligible indirect compensation

(b) Enter name and EIN or address of person who provided you disclosures on eligible indirect compensation

(b) Enter name and EIN or address of person who provided you disclosures on eligible indirect compensation

(b) Enter name and EIN or address of person who provided you disclosures on eligible indirect compensation

(b) Enter name and EIN or address of person who provided you disclosures on eligible indirect compensation

(b) Enter name and EIN or address of person who provided you disclosures on eligible indirect compensation

(b) Enter name and EIN or address of person who provided you disclosures on eligible indirect compensation

(b) Enter name and EIN or address of person who provided you disclosures on eligible indirect compensation

2. Information on Other Service Providers Receiving Direct or Indirect Compensation. Except for those persons for whom you answered "Yes" to line 1a above, complete as many entries as needed to list each person receiving, directly or indirectly, \$5,000 or more in total compensation (i.e., money or anything else of value) in connection with services rendered to the plan or their position with the plan during the plan year. (See instructions).

(a) Enter name and EIN or address (see instructions)

FIDELITY INVESTMENTS INSTITUTIONAL

04-2647786

(b) Service Code(s)	(c) Relationship to employer, employee organization, or person known to be a party-in-interest	(d) Enter direct compensation paid by the plan. If none, enter -0-.	(e) Did service provider receive indirect compensation? (sources other than plan or plan sponsor)	(f) Did indirect compensation include eligible indirect compensation, for which the plan received the required disclosures?	(g) Enter total indirect compensation received by service provider excluding eligible indirect compensation for which you answered "Yes" to element (f). If none, enter -0-.	(h) Did the service provider give you a formula instead of an amount or estimated amount?
37 60 64 65	RECORDKEEPER	51195	Yes <input checked="" type="checkbox"/> No <input type="checkbox"/>	Yes <input checked="" type="checkbox"/> No <input type="checkbox"/>	0	Yes <input checked="" type="checkbox"/> No <input type="checkbox"/>

(a) Enter name and EIN or address (see instructions)

COMMONWEALTH FINANCIAL NETWORK

04-2675571

(b) Service Code(s)	(c) Relationship to employer, employee organization, or person known to be a party-in-interest	(d) Enter direct compensation paid by the plan. If none, enter -0-.	(e) Did service provider receive indirect compensation? (sources other than plan or plan sponsor)	(f) Did indirect compensation include eligible indirect compensation, for which the plan received the required disclosures?	(g) Enter total indirect compensation received by service provider excluding eligible indirect compensation for which you answered "Yes" to element (f). If none, enter -0-.	(h) Did the service provider give you a formula instead of an amount or estimated amount?
27	ADVISOR	30000	Yes <input type="checkbox"/> No <input checked="" type="checkbox"/>	Yes <input type="checkbox"/> No <input type="checkbox"/>		Yes <input type="checkbox"/> No <input type="checkbox"/>

(a) Enter name and EIN or address (see instructions)

(b) Service Code(s)	(c) Relationship to employer, employee organization, or person known to be a party-in-interest	(d) Enter direct compensation paid by the plan. If none, enter -0-.	(e) Did service provider receive indirect compensation? (sources other than plan or plan sponsor)	(f) Did indirect compensation include eligible indirect compensation, for which the plan received the required disclosures?	(g) Enter total indirect compensation received by service provider excluding eligible indirect compensation for which you answered "Yes" to element (f). If none, enter -0-.	(h) Did the service provider give you a formula instead of an amount or estimated amount?
			Yes <input type="checkbox"/> No <input type="checkbox"/>	Yes <input type="checkbox"/> No <input type="checkbox"/>		Yes <input type="checkbox"/> No <input type="checkbox"/>

Part I Service Provider Information (continued)

3. If you reported on line 2 receipt of indirect compensation, other than eligible indirect compensation, by a service provider, and the service provider is a fiduciary or provides contract administrator, consulting, custodial, investment advisory, investment management, broker, or recordkeeping services, answer the following questions for (a) each source from whom the service provider received \$1,000 or more in indirect compensation and (b) each source for whom the service provider gave you a formula used to determine the indirect compensation instead of an amount or estimated amount of the indirect compensation. Complete as many entries as needed to report the required information for each source.

(a) Enter service provider name as it appears on line 2	(b) Service Codes (see instructions)	(c) Enter amount of indirect compensation
FIDELITY INVESTMENTS INSTITUTIONAL	60	0
(d) Enter name and EIN (address) of source of indirect compensation	(e) Describe the indirect compensation, including any formula used to determine the service provider's eligibility for or the amount of the indirect compensation.	
BAIRD INTERM BD IS - US BANCORP FU 39-0281260	0.02%	
(a) Enter service provider name as it appears on line 2	(b) Service Codes (see instructions)	(c) Enter amount of indirect compensation
(d) Enter name and EIN (address) of source of indirect compensation	(e) Describe the indirect compensation, including any formula used to determine the service provider's eligibility for or the amount of the indirect compensation.	
(a) Enter service provider name as it appears on line 2	(b) Service Codes (see instructions)	(c) Enter amount of indirect compensation
(d) Enter name and EIN (address) of source of indirect compensation	(e) Describe the indirect compensation, including any formula used to determine the service provider's eligibility for or the amount of the indirect compensation.	

Part II Service Providers Who Fail or Refuse to Provide Information

4 Provide, to the extent possible, the following information for each service provider who failed or refused to provide the information necessary to complete this Schedule.

(a) Enter name and EIN or address of service provider (see instructions)	(b) Nature of Service Code(s)	(c) Describe the information that the service provider failed or refused to provide
(a) Enter name and EIN or address of service provider (see instructions)	(b) Nature of Service Code(s)	(c) Describe the information that the service provider failed or refused to provide
(a) Enter name and EIN or address of service provider (see instructions)	(b) Nature of Service Code(s)	(c) Describe the information that the service provider failed or refused to provide
(a) Enter name and EIN or address of service provider (see instructions)	(b) Nature of Service Code(s)	(c) Describe the information that the service provider failed or refused to provide
(a) Enter name and EIN or address of service provider (see instructions)	(b) Nature of Service Code(s)	(c) Describe the information that the service provider failed or refused to provide
(a) Enter name and EIN or address of service provider (see instructions)	(b) Nature of Service Code(s)	(c) Describe the information that the service provider failed or refused to provide

Part III Termination Information on Accountants and Enrolled Actuaries (see instructions)
(complete as many entries as needed)

a Name:	b EIN:
c Position:	
d Address:	e Telephone:

Explanation:

a Name:	b EIN:
c Position:	
d Address:	e Telephone:

Explanation:

a Name:	b EIN:
c Position:	
d Address:	e Telephone:

Explanation:

a Name:	b EIN:
c Position:	
d Address:	e Telephone:

Explanation:

a Name:	b EIN:
c Position:	
d Address:	e Telephone:

Explanation:

SCHEDULE D (Form 5500) <small>Department of the Treasury Internal Revenue Service</small> <small>Department of Labor Employee Benefits Security Administration</small>	DFE/Participating Plan Information This schedule is required to be filed under section 104 of the Employee Retirement Income Security Act of 1974 (ERISA). ▶ File as an attachment to Form 5500.	OMB No. 1210-0110 <hr/> 2024 This Form is Open to Public Inspection.
---	--	--

For calendar plan year 2024 or fiscal plan year beginning 01/01/2024 and ending 12/31/2024

A Name of plan <u>KEMBA FINANCIAL CREDIT UNION, INC. 401(K) PROFIT SHARING PLAN</u>	B Three-digit plan number (PN)	<u>001</u>
C Plan or DFE sponsor's name as shown on line 2a of Form 5500 <u>KEMBA FINANCIAL CREDIT UNION, INC.</u>	D Employer Identification Number (EIN) <u>31-6034826</u>	

Part I	Information on interests in MTIAs, CCTs, PSAs, and 103-12 IEs (to be completed by plans and DFEs) (Complete as many entries as needed to report all interests in DFEs)
---------------	--

a Name of MTIA, CCT, PSA, or 103-12 IE: <u>MID CAP GROWTH R1</u>	b Name of sponsor of entity listed in (a): <u>GREAT GRAY TRUST COMPANY</u>				
<table border="1" style="width:100%; border-collapse: collapse;"> <tr> <td style="width:25%;">c EIN-PN <u>38-4126247-549</u></td> <td style="width:15%;">d Entity code <u>C</u></td> <td style="width:60%;">e Dollar value of interest in MTIA, CCT, PSA, or 103-12 IE at end of year (see instructions) <u>0</u></td> </tr> </table>	c EIN-PN <u>38-4126247-549</u>	d Entity code <u>C</u>	e Dollar value of interest in MTIA, CCT, PSA, or 103-12 IE at end of year (see instructions) <u>0</u>		
c EIN-PN <u>38-4126247-549</u>	d Entity code <u>C</u>	e Dollar value of interest in MTIA, CCT, PSA, or 103-12 IE at end of year (see instructions) <u>0</u>			
a Name of MTIA, CCT, PSA, or 103-12 IE: <u>GG EMERGING MKTS R1</u>	b Name of sponsor of entity listed in (a): <u>GREAT GRAY TRUST COMPANY</u>				
<table border="1" style="width:100%; border-collapse: collapse;"> <tr> <td style="width:25%;">c EIN-PN <u>86-1819869-672</u></td> <td style="width:15%;">d Entity code <u>C</u></td> <td style="width:60%;">e Dollar value of interest in MTIA, CCT, PSA, or 103-12 IE at end of year (see instructions) <u>0</u></td> </tr> </table>	c EIN-PN <u>86-1819869-672</u>	d Entity code <u>C</u>	e Dollar value of interest in MTIA, CCT, PSA, or 103-12 IE at end of year (see instructions) <u>0</u>		
c EIN-PN <u>86-1819869-672</u>	d Entity code <u>C</u>	e Dollar value of interest in MTIA, CCT, PSA, or 103-12 IE at end of year (see instructions) <u>0</u>			
a Name of MTIA, CCT, PSA, or 103-12 IE: <u>LRG CAP GRTH III R1</u>	b Name of sponsor of entity listed in (a): <u>GREAT GRAY TRUST COMPANY, LLC</u>				
<table border="1" style="width:100%; border-collapse: collapse;"> <tr> <td style="width:25%;">c EIN-PN <u>38-7275327-001</u></td> <td style="width:15%;">d Entity code <u>C</u></td> <td style="width:60%;">e Dollar value of interest in MTIA, CCT, PSA, or 103-12 IE at end of year (see instructions) <u>1313570</u></td> </tr> </table>	c EIN-PN <u>38-7275327-001</u>	d Entity code <u>C</u>	e Dollar value of interest in MTIA, CCT, PSA, or 103-12 IE at end of year (see instructions) <u>1313570</u>		
c EIN-PN <u>38-7275327-001</u>	d Entity code <u>C</u>	e Dollar value of interest in MTIA, CCT, PSA, or 103-12 IE at end of year (see instructions) <u>1313570</u>			
a Name of MTIA, CCT, PSA, or 103-12 IE: <u>SMALL CAP GR II R1</u>	b Name of sponsor of entity listed in (a): <u>GREAT GRAY TRUST COMPANY</u>				
<table border="1" style="width:100%; border-collapse: collapse;"> <tr> <td style="width:25%;">c EIN-PN <u>38-4126288-592</u></td> <td style="width:15%;">d Entity code <u>C</u></td> <td style="width:60%;">e Dollar value of interest in MTIA, CCT, PSA, or 103-12 IE at end of year (see instructions) <u>142804</u></td> </tr> </table>	c EIN-PN <u>38-4126288-592</u>	d Entity code <u>C</u>	e Dollar value of interest in MTIA, CCT, PSA, or 103-12 IE at end of year (see instructions) <u>142804</u>		
c EIN-PN <u>38-4126288-592</u>	d Entity code <u>C</u>	e Dollar value of interest in MTIA, CCT, PSA, or 103-12 IE at end of year (see instructions) <u>142804</u>			
a Name of MTIA, CCT, PSA, or 103-12 IE: <u>MID CAP VALUE R1</u>	b Name of sponsor of entity listed in (a): <u>GREAT GRAY TRUST COMPANY</u>				
<table border="1" style="width:100%; border-collapse: collapse;"> <tr> <td style="width:25%;">c EIN-PN <u>38-4139822-616</u></td> <td style="width:15%;">d Entity code <u>C</u></td> <td style="width:60%;">e Dollar value of interest in MTIA, CCT, PSA, or 103-12 IE at end of year (see instructions) <u>19371</u></td> </tr> </table>	c EIN-PN <u>38-4139822-616</u>	d Entity code <u>C</u>	e Dollar value of interest in MTIA, CCT, PSA, or 103-12 IE at end of year (see instructions) <u>19371</u>		
c EIN-PN <u>38-4139822-616</u>	d Entity code <u>C</u>	e Dollar value of interest in MTIA, CCT, PSA, or 103-12 IE at end of year (see instructions) <u>19371</u>			
a Name of MTIA, CCT, PSA, or 103-12 IE: <u>MIP CL 2</u>	b Name of sponsor of entity listed in (a): <u>FIDELITY MANAGEMENT TRUST COMPANY</u>				
<table border="1" style="width:100%; border-collapse: collapse;"> <tr> <td style="width:25%;">c EIN-PN <u>04-3022712-024</u></td> <td style="width:15%;">d Entity code <u>C</u></td> <td style="width:60%;">e Dollar value of interest in MTIA, CCT, PSA, or 103-12 IE at end of year (see instructions) <u>438533</u></td> </tr> </table>	c EIN-PN <u>04-3022712-024</u>	d Entity code <u>C</u>	e Dollar value of interest in MTIA, CCT, PSA, or 103-12 IE at end of year (see instructions) <u>438533</u>		
c EIN-PN <u>04-3022712-024</u>	d Entity code <u>C</u>	e Dollar value of interest in MTIA, CCT, PSA, or 103-12 IE at end of year (see instructions) <u>438533</u>			
a Name of MTIA, CCT, PSA, or 103-12 IE:	b Name of sponsor of entity listed in (a):				
<table border="1" style="width:100%; border-collapse: collapse;"> <tr> <td style="width:25%;">c EIN-PN</td> <td style="width:15%;">d Entity code</td> <td style="width:60%;">e Dollar value of interest in MTIA, CCT, PSA, or 103-12 IE at end of year (see instructions)</td> </tr> </table>	c EIN-PN	d Entity code	e Dollar value of interest in MTIA, CCT, PSA, or 103-12 IE at end of year (see instructions)		
c EIN-PN	d Entity code	e Dollar value of interest in MTIA, CCT, PSA, or 103-12 IE at end of year (see instructions)			

a Name of MTIA, CCT, PSA, or 103-12 IE:

b Name of sponsor of entity listed in (a):

c EIN-PN

d Entity code

e Dollar value of interest in MTIA, CCT, PSA, or 103-12 IE at end of year (see instructions)

a Name of MTIA, CCT, PSA, or 103-12 IE:

b Name of sponsor of entity listed in (a):

c EIN-PN

d Entity code

e Dollar value of interest in MTIA, CCT, PSA, or 103-12 IE at end of year (see instructions)

a Name of MTIA, CCT, PSA, or 103-12 IE:

b Name of sponsor of entity listed in (a):

c EIN-PN

d Entity code

e Dollar value of interest in MTIA, CCT, PSA, or 103-12 IE at end of year (see instructions)

a Name of MTIA, CCT, PSA, or 103-12 IE:

b Name of sponsor of entity listed in (a):

c EIN-PN

d Entity code

e Dollar value of interest in MTIA, CCT, PSA, or 103-12 IE at end of year (see instructions)

a Name of MTIA, CCT, PSA, or 103-12 IE:

b Name of sponsor of entity listed in (a):

c EIN-PN

d Entity code

e Dollar value of interest in MTIA, CCT, PSA, or 103-12 IE at end of year (see instructions)

a Name of MTIA, CCT, PSA, or 103-12 IE:

b Name of sponsor of entity listed in (a):

c EIN-PN

d Entity code

e Dollar value of interest in MTIA, CCT, PSA, or 103-12 IE at end of year (see instructions)

a Name of MTIA, CCT, PSA, or 103-12 IE:

b Name of sponsor of entity listed in (a):

c EIN-PN

d Entity code

e Dollar value of interest in MTIA, CCT, PSA, or 103-12 IE at end of year (see instructions)

a Name of MTIA, CCT, PSA, or 103-12 IE:

b Name of sponsor of entity listed in (a):

c EIN-PN

d Entity code

e Dollar value of interest in MTIA, CCT, PSA, or 103-12 IE at end of year (see instructions)

a Name of MTIA, CCT, PSA, or 103-12 IE:

b Name of sponsor of entity listed in (a):

c EIN-PN

d Entity code

e Dollar value of interest in MTIA, CCT, PSA, or 103-12 IE at end of year (see instructions)

a Name of MTIA, CCT, PSA, or 103-12 IE:

b Name of sponsor of entity listed in (a):

c EIN-PN

d Entity code

e Dollar value of interest in MTIA, CCT, PSA, or 103-12 IE at end of year (see instructions)

SCHEDULE H (Form 5500) <small>Department of the Treasury Internal Revenue Service</small> <small>Department of Labor Employee Benefits Security Administration</small> <small>Pension Benefit Guaranty Corporation</small>	Financial Information This schedule is required to be filed under section 104 of the Employee Retirement Income Security Act of 1974 (ERISA), and section 6058(a) of the Internal Revenue Code (the Code). ▶ File as an attachment to Form 5500.	OMB No. 1210-0110 2024 This Form is Open to Public Inspection
--	--	---

For calendar plan year 2024 or fiscal plan year beginning 01/01/2024 and ending 12/31/2024	
A Name of plan KEMBA FINANCIAL CREDIT UNION, INC. 401(K) PROFIT SHARING PLAN	B Three-digit plan number (PN) ▶ 001
C Plan sponsor's name as shown on line 2a of Form 5500 KEMBA FINANCIAL CREDIT UNION, INC.	D Employer Identification Number (EIN) 31-6034826

Part I	Asset and Liability Statement
---------------	--------------------------------------

1 Current value of plan assets and liabilities at the beginning and end of the plan year. Combine the value of plan assets held in more than one trust. Report the value of the plan's interest in a commingled fund containing the assets of more than one plan on a line-by-line basis unless the value is reportable on lines 1c(9) through 1c(14). Do not enter the value of that portion of an insurance contract which guarantees, during this plan year, to pay a specific dollar benefit at a future date. **Round off amounts to the nearest dollar.** MTIAs, CCTs, PSAs, and 103-12 IEs do not complete lines 1b(1), 1b(2), 1c(8), 1g, 1h, and 1i. CCTs, PSAs, and 103-12 IEs also do not complete lines 1d and 1e. See instructions.

		(a) Beginning of Year	(b) End of Year
a Total noninterest-bearing cash	1a	0	0
b Receivables (less allowance for doubtful accounts):			
(1) Employer contributions	1b(1)	720722	922678
(2) Participant contributions	1b(2)	54657	0
(3) Other	1b(3)	0	0
c General investments:			
(1) Interest-bearing cash (include money market accounts & certificates of deposit)	1c(1)	183	270
(2) U.S. Government securities	1c(2)	0	0
(3) Corporate debt instruments (other than employer securities):			
(A) Preferred	1c(3)(A)	0	0
(B) All other	1c(3)(B)	0	0
(4) Corporate stocks (other than employer securities):			
(A) Preferred	1c(4)(A)	0	0
(B) Common	1c(4)(B)	0	0
(5) Partnership/joint venture interests	1c(5)	0	0
(6) Real estate (other than employer real property)	1c(6)	0	0
(7) Loans (other than to participants)	1c(7)	0	0
(8) Participant loans	1c(8)	62888	56289
(9) Value of interest in common/collective trusts	1c(9)	2775198	1914278
(10) Value of interest in pooled separate accounts	1c(10)	0	0
(11) Value of interest in master trust investment accounts	1c(11)	0	0
(12) Value of interest in 103-12 investment entities	1c(12)	0	0
(13) Value of interest in registered investment companies (e.g., mutual funds)	1c(13)	23418453	27036708
(14) Value of funds held in insurance company general account (unallocated contracts)	1c(14)	0	0
(15) Other	1c(15)	0	0

1d Employer-related investments:		(a) Beginning of Year	(b) End of Year
(1) Employer securities.....	1d(1)	0	0
(2) Employer real property.....	1d(2)	0	0
e Buildings and other property used in plan operation.....	1e	0	0
f Total assets (add all amounts in lines 1a through 1e).....	1f	27032101	29930223
Liabilities			
g Benefit claims payable.....	1g	0	0
h Operating payables.....	1h	0	0
i Acquisition indebtedness.....	1i	0	0
j Other liabilities.....	1j	0	0
k Total liabilities (add all amounts in lines 1g through 1j).....	1k	0	0
Net Assets			
l Net assets (subtract line 1k from line 1f).....	1l	27032101	29930223

Part II Income and Expense Statement

2 Plan income, expenses, and changes in net assets for the year. Include all income and expenses of the plan, including any trust(s) or separately maintained fund(s) and any payments/receipts to/from insurance carriers. Round off amounts to the nearest dollar. MTIAs, CCTs, PSAs, and 103-12 IEs do not complete lines 2a, 2b(1)(E), 2e, 2f, and 2g.

Income		(a) Amount	(b) Total
a Contributions:			
(1) Received or receivable in cash from: (A) Employers.....	2a(1)(A)	2006469	
(B) Participants.....	2a(1)(B)	1800032	
(C) Others (including rollovers).....	2a(1)(C)	288793	
(2) Noncash contributions.....	2a(2)	0	4095294
(3) Total contributions. Add lines 2a(1)(A) , (B) , (C) , and line 2a(2)	2a(3)		
b Earnings on investments:			
(1) Interest:			
(A) Interest-bearing cash (including money market accounts and certificates of deposit).....	2b(1)(A)	12	
(B) U.S. Government securities.....	2b(1)(B)	0	
(C) Corporate debt instruments.....	2b(1)(C)	0	
(D) Loans (other than to participants).....	2b(1)(D)	0	
(E) Participant loans.....	2b(1)(E)	3867	
(F) Other.....	2b(1)(F)	0	
(G) Total interest. Add lines 2b(1)(A) through (F)	2b(1)(G)		3879
(2) Dividends:			
(A) Preferred stock.....	2b(2)(A)	0	
(B) Common stock.....	2b(2)(B)	0	
(C) Registered investment company shares (e.g. mutual funds).....	2b(2)(C)	862009	
(D) Total dividends. Add lines 2b(2)(A) , (B) , and (C)	2b(2)(D)		862009
(3) Rents.....	2b(3)		0
(4) Net gain (loss) on sale of assets:			
(A) Aggregate proceeds.....	2b(4)(A)	0	
(B) Aggregate carrying amount (see instructions).....	2b(4)(B)	0	
(C) Subtract line 2b(4)(B) from line 2b(4)(A) and enter result.....	2b(4)(C)		
(5) Unrealized appreciation (depreciation) of assets:			
(A) Real estate.....	2b(5)(A)	0	
(B) Other.....	2b(5)(B)	0	
(C) Total unrealized appreciation of assets. Add lines 2b(5)(A) and (B)	2b(5)(C)		

	(a) Amount	(b) Total
(6) Net investment gain (loss) from common/collective trusts	2b(6)	408923
(7) Net investment gain (loss) from pooled separate accounts	2b(7)	0
(8) Net investment gain (loss) from master trust investment accounts	2b(8)	0
(9) Net investment gain (loss) from 103-12 investment entities	2b(9)	0
(10) Net investment gain (loss) from registered investment companies (e.g., mutual funds)	2b(10)	1935994
c Other income	2c	0
d Total income. Add all income amounts in column (b) and enter total.....	2d	7306099

Expenses

e Benefit payment and payments to provide benefits:		
(1) Directly to participants or beneficiaries, including direct rollovers.....	2e(1)	4326782
(2) To insurance carriers for the provision of benefits	2e(2)	0
(3) Other.....	2e(3)	0
(4) Total benefit payments. Add lines 2e(1) through (3)	2e(4)	4326782
f Corrective distributions (see instructions)	2f	0
g Certain deemed distributions of participant loans (see instructions).....	2g	0
h Interest expense.....	2h	0
i Administrative expenses:		
(1) Salaries and allowances	2i(1)	0
(2) Contract administrator fees	2i(2)	0
(3) Recordkeeping fees	2i(3)	51195
(4) IQPA audit fees	2i(4)	0
(5) Investment advisory and investment management fees	2i(5)	30000
(6) Bank or trust company trustee/custodial fees	2i(6)	0
(7) Actuarial fees	2i(7)	0
(8) Legal fees	2i(8)	0
(9) Valuation/appraisal fees	2i(9)	0
(10) Other trustee fees and expenses	2i(10)	0
(11) Other expenses.....	2i(11)	0
(12) Total administrative expenses. Add lines 2i(1) through (11)	2i(12)	81195
j Total expenses. Add all expense amounts in column (b) and enter total.....	2j	4407977

Net Income and Reconciliation

k Net income (loss). Subtract line 2j from line 2d.....	2k	2898122
l Transfers of assets:		
(1) To this plan.....	2l(1)	0
(2) From this plan	2l(2)	0

Part III Accountant's Opinion

3 Complete lines 3a through 3c if the opinion of an independent qualified public accountant is attached to this Form 5500. Complete line 3d if an opinion is not attached.

a The attached opinion of an independent qualified public accountant for this plan is (see instructions):

(1) Unmodified (2) Qualified (3) Disclaimer (4) Adverse

b Check the appropriate box(es) to indicate whether the IQPA performed an ERISA section 103(a)(3)(C) audit. Check both boxes (1) and (2) if the audit was performed pursuant to both 29 CFR 2520.103-8 and 29 CFR 2520.103-12(d). Check box (3) if pursuant to neither.

(1) DOL Regulation 2520.103-8 (2) DOL Regulation 2520.103-12(d) (3) neither DOL Regulation 2520.103-8 nor DOL Regulation 2520.103-12(d).

c Enter the name and EIN of the accountant (or accounting firm) below:

(1) Name: **FORVIS MAZARS LLP**

(2) EIN: **44-0160260**

d The opinion of an independent qualified public accountant is **not attached** as part of Schedule H because:

(1) This form is filed for a CCT, PSA, DCG or MTIA. (2) It will be attached to the next Form 5500 pursuant to 29 CFR 2520.104-50.

Part IV Compliance Questions

4 CCTs and PSAs do not complete Part IV. MTIAs, 103-12 IEs, and GIAs do not complete lines 4a, 4e, 4f, 4g, 4h, 4k, 4m, 4n, or 5. 103-12 IEs also do not complete lines 4j and 4l. MTIAs also do not complete line 4l. DCGs do not complete lines 4e, 4f, 4k, 4l, and 5, and DCGs generally complete the rest of Part IV collectively for all plans in the DCG, except as otherwise provided (see instructions).

During the plan year:

	Yes	No	Amount
a Was there a failure to transmit to the plan any participant contributions within the time period described in 29 CFR 2510.3-102? Continue to answer "Yes" for any prior year failures until fully corrected. (See instructions and DOL's Voluntary Fiduciary Correction Program.)		X	
b Were any loans by the plan or fixed income obligations due the plan in default as of the close of the plan year or classified during the year as uncollectible? Disregard participant loans secured by participant's account balance. (Attach Schedule G (Form 5500) Part I if "Yes" is checked.)		X	
c Were any leases to which the plan was a party in default or classified during the year as uncollectible? (Attach Schedule G (Form 5500) Part II if "Yes" is checked.)		X	
d Were there any nonexempt transactions with any party-in-interest? (Do not include transactions reported on line 4a. Attach Schedule G (Form 5500) Part III if "Yes" is checked.)		X	
e Was this plan covered by a fidelity bond?	X		5000000
f Did the plan have a loss, whether or not reimbursed by the plan's fidelity bond, that was caused by fraud or dishonesty?		X	
g Did the plan hold any assets whose current value was neither readily determinable on an established market nor set by an independent third party appraiser?		X	
h Did the plan receive any noncash contributions whose value was neither readily determinable on an established market nor set by an independent third party appraiser?		X	
i Did the plan have assets held for investment? (Attach schedule(s) of assets if "Yes" is checked, and see instructions for format requirements.)	X		
j Were any plan transactions or series of transactions in excess of 5% of the current value of plan assets? (Attach schedule of transactions if "Yes" is checked and see instructions for format requirements.)		X	
k Were all the plan assets either distributed to participants or beneficiaries, transferred to another plan, or brought under the control of the PBGC?		X	
l Has the plan failed to provide any benefit when due under the plan?		X	
m If this is an individual account plan, was there a blackout period? (See instructions and 29 CFR 2520.101-3.)		X	
n If 4m was answered "Yes," check the "Yes" box if you either provided the required notice or one of the exceptions to providing the notice applied under 29 CFR 2520.101-3.		X	

5a Has a resolution to terminate the plan been adopted during the plan year or any prior plan year? Yes No
If "Yes," enter the amount of any plan assets that reverted to the employer this year _____.

5b If, during this plan year, any assets or liabilities were transferred from this plan to another plan(s), identify the plan(s) to which assets or liabilities were transferred. (See instructions.)

5b(1) Name of plan(s)	5b(2) EIN(s)	5b(3) PN(s)

5c Was the plan a defined benefit plan covered under the PBGC insurance program at any time during this plan year? (See ERISA section 4021 and instructions.) Yes No Not determined

If "Yes" is checked, enter the My PAA confirmation number from the PBGC premium filing for this plan year _____.

SCHEDULE R (Form 5500) <small>Department of the Treasury Internal Revenue Service</small> <small>Department of Labor Employee Benefits Security Administration</small> <small>Pension Benefit Guaranty Corporation</small>	Retirement Plan Information This schedule is required to be filed under sections 104 and 4065 of the Employee Retirement Income Security Act of 1974 (ERISA) and section 6058(a) of the Internal Revenue Code (the Code). ▶ File as an attachment to Form 5500.	<small>OMB No. 1210-0110</small> 2024 This Form is Open to Public Inspection.
--	---	---

For calendar plan year 2024 or fiscal plan year beginning 01/01/2024 and ending 12/31/2024

A Name of plan <u>KEMBA FINANCIAL CREDIT UNION, INC. 401(K) PROFIT SHARING PLAN</u>	B Three-digit plan number (PN) ▶	<u>001</u>
C Plan sponsor's name as shown on line 2a of Form 5500 <u>KEMBA FINANCIAL CREDIT UNION, INC.</u>	D Employer Identification Number (EIN) <u>31-6034826</u>	

Part I	Distributions
---------------	----------------------

All references to distributions relate only to payments of benefits during the plan year.

1 Total value of distributions paid in property other than in cash or the forms of property specified in the instructions.....

1	
---	--

2 Enter the EIN(s) of payor(s) who paid benefits on behalf of the plan to participants or beneficiaries during the year (if more than two, enter EINs of the two payors who paid the greatest dollar amounts of benefits):
EIN(s): 04-6568107

Profit-sharing plans, ESOPs, and stock bonus plans, skip line 3.

3 Number of participants (living or deceased) whose benefits were distributed in a single sum, during the plan year.....

3	
---	--

Part II	Funding Information (If the plan is not subject to the minimum funding requirements of section 412 of the Internal Revenue Code or ERISA section 302, skip this Part.)
----------------	---

4 Is the plan administrator making an election under Code section 412(d)(2) or ERISA section 302(d)(2)? Yes No N/A
If the plan is a defined benefit plan, go to line 8.

5 If a waiver of the minimum funding standard for a prior year is being amortized in this plan year, see instructions and enter the date of the ruling letter granting the waiver. **Date:** Month _____ Day _____ Year _____
If you completed line 5, complete lines 3, 9, and 10 of Schedule MB and do not complete the remainder of this schedule.

6 a Enter the minimum required contribution for this plan year (include any prior year accumulated funding deficiency not waived)	6a
b Enter the amount contributed by the employer to the plan for this plan year	6b
c Subtract the amount in line 6b from the amount in line 6a. Enter the result (enter a minus sign to the left of a negative amount).....	6c

If you completed line 6c, skip lines 8 and 9.

7 Will the minimum funding amount reported on line 6c be met by the funding deadline?..... Yes No N/A

8 If a change in actuarial cost method was made for this plan year pursuant to a revenue procedure or other authority providing automatic approval for the change or a class ruling letter, does the plan sponsor or plan administrator agree with the change? Yes No N/A

Part III	Amendments
-----------------	-------------------

9 If this is a defined benefit pension plan, were any amendments adopted during this plan year that increased or decreased the value of benefits? If yes, check the appropriate box. If no, check the "No" box..... Increase Decrease Both No

Part IV	ESOPs (see instructions). If this is not a plan described under section 409(a) or 4975(e)(7) of the Internal Revenue Code, skip this Part.
----------------	---

10 Were unallocated employer securities or proceeds from the sale of unallocated securities used to repay any exempt loan? Yes No

11 a Does the ESOP hold any preferred stock? Yes No

b If the ESOP has an outstanding exempt loan with the employer as lender, is such loan part of a "back-to-back" loan? (See instructions for definition of "back-to-back" loan.) Yes No

12 Does the ESOP hold any stock that is not readily tradable on an established securities market? Yes No

Part V Additional Information for Multiemployer Defined Benefit Pension Plans

13 Enter the following information for each employer that (1) contributed more than 5% of total contributions to the plan during the plan year or (2) was one of the top-ten highest contributors (measured in dollars). See instructions. Complete as many entries as needed to report all applicable employers.

a Name of contributing employer _____

b EIN _____ **c** Dollar amount contributed by employer _____

d Date collective bargaining agreement expires (If employer contributes under more than one collective bargaining agreement, check box and see instructions regarding required attachment. Otherwise, enter the applicable date.) Month _____ Day _____ Year _____

e Contribution rate information (If more than one rate applies, check this box and see instructions regarding required attachment. Otherwise, complete lines 13e(1) and 13e(2).)

(1) Contribution rate (in dollars and cents) _____

(2) Base unit measure: Hourly Weekly Unit of production Other (specify): _____

a Name of contributing employer _____

b EIN _____ **c** Dollar amount contributed by employer _____

d Date collective bargaining agreement expires (If employer contributes under more than one collective bargaining agreement, check box and see instructions regarding required attachment. Otherwise, enter the applicable date.) Month _____ Day _____ Year _____

e Contribution rate information (If more than one rate applies, check this box and see instructions regarding required attachment. Otherwise, complete lines 13e(1) and 13e(2).)

(1) Contribution rate (in dollars and cents) _____

(2) Base unit measure: Hourly Weekly Unit of production Other (specify): _____

a Name of contributing employer _____

b EIN _____ **c** Dollar amount contributed by employer _____

d Date collective bargaining agreement expires (If employer contributes under more than one collective bargaining agreement, check box and see instructions regarding required attachment. Otherwise, enter the applicable date.) Month _____ Day _____ Year _____

e Contribution rate information (If more than one rate applies, check this box and see instructions regarding required attachment. Otherwise, complete lines 13e(1) and 13e(2).)

(1) Contribution rate (in dollars and cents) _____

(2) Base unit measure: Hourly Weekly Unit of production Other (specify): _____

a Name of contributing employer _____

b EIN _____ **c** Dollar amount contributed by employer _____

d Date collective bargaining agreement expires (If employer contributes under more than one collective bargaining agreement, check box and see instructions regarding required attachment. Otherwise, enter the applicable date.) Month _____ Day _____ Year _____

e Contribution rate information (If more than one rate applies, check this box and see instructions regarding required attachment. Otherwise, complete lines 13e(1) and 13e(2).)

(1) Contribution rate (in dollars and cents) _____

(2) Base unit measure: Hourly Weekly Unit of production Other (specify): _____

a Name of contributing employer _____

b EIN _____ **c** Dollar amount contributed by employer _____

d Date collective bargaining agreement expires (If employer contributes under more than one collective bargaining agreement, check box and see instructions regarding required attachment. Otherwise, enter the applicable date.) Month _____ Day _____ Year _____

e Contribution rate information (If more than one rate applies, check this box and see instructions regarding required attachment. Otherwise, complete lines 13e(1) and 13e(2).)

(1) Contribution rate (in dollars and cents) _____

(2) Base unit measure: Hourly Weekly Unit of production Other (specify): _____

a Name of contributing employer _____

b EIN _____ **c** Dollar amount contributed by employer _____

d Date collective bargaining agreement expires (If employer contributes under more than one collective bargaining agreement, check box and see instructions regarding required attachment. Otherwise, enter the applicable date.) Month _____ Day _____ Year _____

e Contribution rate information (If more than one rate applies, check this box and see instructions regarding required attachment. Otherwise, complete lines 13e(1) and 13e(2).)

(1) Contribution rate (in dollars and cents) _____

(2) Base unit measure: Hourly Weekly Unit of production Other (specify): _____

14 Enter the number of deferred vested and retired participants (inactive participants), as of the beginning of the plan year, whose contributing employer is no longer making contributions to the plan for:

a The current plan year. Check the box to indicate the counting method used to determine the number of inactive participants: <input type="checkbox"/> last contributing employer <input type="checkbox"/> alternative <input type="checkbox"/> reasonable approximation (see instructions for required attachment).....	14a	
b The plan year immediately preceding the current plan year. <input type="checkbox"/> Check the box if the number reported is a change from what was previously reported (see instructions for required attachment).....	14b	
c The second preceding plan year. <input type="checkbox"/> Check the box if the number reported is a change from what was previously reported (see instructions for required attachment).....	14c	

15 Enter the ratio of the number of participants under the plan on whose behalf no employer had an obligation to make an employer contribution during the current plan year to:

a The corresponding number for the plan year immediately preceding the current plan year	15a	
b The corresponding number for the second preceding plan year	15b	

16 Information with respect to any employers who withdrew from the plan during the preceding plan year:

a Enter the number of employers who withdrew during the preceding plan year	16a	
b If line 16a is greater than 0, enter the aggregate amount of withdrawal liability assessed or estimated to be assessed against such withdrawn employers.....	16b	

17 If assets and liabilities from another plan have been transferred to or merged with this plan during the plan year, check box and see instructions regarding supplemental information to be included as an attachment

Part VI Additional Information for Single-Employer and Multiemployer Defined Benefit Pension Plans

18 If any liabilities to participants or their beneficiaries under the plan as of the end of the plan year consist (in whole or in part) of liabilities to such participants and beneficiaries under two or more pension plans as of immediately before such plan year, check box and see instructions regarding supplemental information to be included as an attachment

19 If the total number of participants is 1,000 or more, complete lines (a) and (b):

a Enter the percentage of plan assets held as:
 Public Equity: _____% Private Equity: _____% Investment-Grade Debt and Interest Rate Hedging Assets: _____%
 High-Yield Debt: _____% Real Assets: _____% Cash or Cash Equivalents: _____% Other: _____%

b Provide the average duration of the Investment-Grade Debt and Interest Rate Hedging Assets:
 0-5 years 5-10 years 10-15 years 15 years or more

20 PBGC missed contribution reporting requirements. If this is a multiemployer plan or a single-employer plan that is not covered by PBGC, skip line 20.

a Is the amount of unpaid minimum required contributions for all years from Schedule SB (Form 5500) line 40 greater than zero? Yes No


b If line 20a is "Yes," has PBGC been notified as required by ERISA sections 4043(c)(5) and/or 303(k)(4)? Check the applicable box:
 Yes.
 No. Reporting was waived under 29 CFR 4043.25(c)(2) because contributions equal to or exceeding the unpaid minimum required contribution were made by the 30th day after the due date.
 No. The 30-day period referenced in 29 CFR 4043.25(c)(2) has not yet ended, and the sponsor intends to make a contribution equal to or exceeding the unpaid minimum required contribution by the 30th day after the due date.
 No. Other. Provide explanation: _____

Part VII IRS Compliance Questions

21a Does the plan satisfy the coverage and nondiscrimination tests of Code sections 410(b) and 401(a)(4) by combining this plan with any other plans under the permissive aggregation rules? Yes No

21b If this is a Code section 401(k) plan, check all boxes that apply to indicate how the plan is intended to satisfy the nondiscrimination requirements for employee deferrals and employer matching contributions (as applicable) under Code sections 401(k)(3) and 401(m)(2).
 Design-based safe harbor method
 "Prior year" ADP test
 "Current year" ADP test
 N/A

22 If the plan sponsor is an adopter of a pre-approved plan that received a favorable IRS Opinion Letter, enter the date of the Opinion Letter 06 / 30 / 2020 (MM/DD/YYYY) and the Opinion Letter serial number Q702438A.




KEMBA Financial Credit Union, Inc. 401(k) Profit Sharing Plan

EIN 31-6034826 PN 001

**Independent Auditor's Report, Financial Statements,
and Supplemental Schedule**

December 31, 2024 and 2023



KEMBA Financial Credit Union, Inc. 401(k) Profit Sharing Plan
Contents
December 31, 2024 and 2023

Independent Auditor’s Report 1

Financial Statements

 Statements of Net Assets Available for Benefits..... 5

 Statements of Changes in Net Assets Available for Benefits 6

 Notes to Financial Statements 7

Supplementary Schedule

 Schedule H, Line 4i – Schedule of Assets (Held at End of Year)..... 13

Independent Auditor's Report

Plan Administrator and Plan Management
KEMBA Financial Credit Union, Inc. 401(k) Profit Sharing Plan
Gahanna, Ohio

Scope and Nature of the ERISA Section 103(a)(3)(C) Audit

We have performed audits of the financial statements of KEMBA Financial Credit Union, Inc. 401(k) Profit Sharing Plan, an employee benefit plan subject to the *Employee Retirement Income Security Act of 1974* (ERISA), as permitted by ERISA Section 103(a)(3)(C) (ERISA Section 103(a)(3)(C) audit). The financial statements comprise the statements of net assets available for benefits as of December 31, 2024 and 2023, and the related statements of changes in net assets available for benefits for the years then ended, and the related notes to the financial statements.

Management, having determined it is permissible in the circumstances, has elected to have the audit of KEMBA Financial Credit Union, Inc. 401(k) Profit Sharing Plan's financial statements performed in accordance with ERISA Section 103(a)(3)(C) pursuant to 29 CFR 2520.103-8 of the Department of Labor's Rules and Regulations for Reporting and Disclosure under ERISA. As permitted by ERISA Section 103(a)(3)(C), our audits need not extend to any statements or information related to assets held for investment of the plan (investment information) by a bank or similar institution or insurance carrier that is regulated, supervised, and subject to periodic examination by a state or federal agency, provided that the statements or information regarding assets so held are prepared and certified to by the bank or similar institution or insurance carrier in accordance with 29 CFR 2520.103-5 of the Department of Labor's Rules and Regulations for Reporting and Disclosure under ERISA (qualified institution).

Management has obtained certifications from a qualified institution as of December 31, 2024 and 2023, and for the years then ended, stating that the certified investment information, as described in Note 3 to the financial statements, is complete and accurate.

Opinion

In our opinion, based on our audits and on the procedures performed as described in the Auditor's Responsibilities for the Audit of the Financial Statements section:

- The amounts and disclosures in the accompanying financial statements, other than those agreed to or derived from the certified investment information, are presented fairly, in all material respects, in accordance with accounting principles generally accepted in the United States of America.
- The information in the accompanying financial statements related to assets held by and certified to by a qualified institution agrees to, or is derived from, in all material respects, the information prepared and certified by an institution that management determined meets the requirements of ERISA Section 103(a)(3)(C).

Basis for Opinion

We conducted our audits in accordance with auditing standards generally accepted in the United States of America (GAAS). Our responsibilities under those standards are further described in the Auditor's Responsibilities for the Audit of the Financial Statements section of our report. We are required to be independent of KEMBA Financial Credit Union, Inc. 401(k) Profit Sharing Plan and to meet our other ethical responsibilities, in accordance with the relevant ethical requirements relating to our audits. We believe that the audit evidence we have obtained is sufficient and appropriate to provide a basis for our ERISA Section 103(a)(3)(C) audit opinion.

Responsibilities of Management for the Financial Statements

Management is responsible for the preparation and fair presentation of the financial statements in accordance with accounting principles generally accepted in the United States of America, and for the design, implementation, and maintenance of internal control relevant to the preparation and fair presentation of financial statements that are free from material misstatement, whether due to fraud or error. Management's election of the ERISA Section 103(a)(3)(C) audit does not affect management's responsibility for the financial statements.

In preparing the financial statements, management is required to evaluate whether there are conditions or events, considered in the aggregate, that raise substantial doubt about KEMBA Financial Credit Union, Inc. 401(k) Profit Sharing Plan's ability to continue as a going concern within one year after the date that these financial statements are available to be issued.

Management is also responsible for maintaining a current plan instrument, including all plan amendments, administering the plan, and determining that the plan's transactions that are presented and disclosed in the financial statements are in conformity with the plan's provisions, including maintaining sufficient records with respect to each of the participants, to determine the benefits due or which may become due to such participants.

Auditor's Responsibilities for the Audit of the Financial Statements

Except as described in the Scope and Nature of the ERISA Section 103(a)(3)(C) Audit section of our report, our objectives are to obtain reasonable assurance about whether the financial statements as a whole are free from material misstatement, whether due to fraud or error, and to issue an auditor's report that includes our opinion. Reasonable assurance is a high level of assurance but is not absolute assurance and therefore is not a guarantee that an audit conducted in accordance with GAAS will always detect a material misstatement when it exists. The risk of not detecting a material misstatement resulting from fraud is higher than for one resulting from error, as fraud may involve collusion, forgery, intentional omissions, misrepresentations, or the override of internal control. Misstatements are considered material if, there is a substantial likelihood that, individually or in the aggregate, they would influence the judgment made by a reasonable user based on the financial statements.

In performing an audit in accordance with GAAS, we:

- Exercise professional judgment and maintain professional skepticism throughout the audit.
- Identify and assess the risks of material misstatement of the financial statements, whether due to fraud or error, and design and perform audit procedures responsive to those risks. Such procedures include examining, on a test basis, evidence regarding the amounts and disclosures in the financial statements.
- Obtain an understanding of internal control relevant to the audit in order to design audit procedures that are appropriate in the circumstances, but not for the purpose of expressing an opinion on the effectiveness of KEMBA Financial Credit Union, Inc. 401(k) Profit Sharing Plan's internal control. Accordingly, no such opinion is expressed.
- Evaluate the appropriateness of accounting policies used and the reasonableness of significant accounting estimates made by management, as well as evaluate the overall presentation of the financial statements.
- Conclude whether, in our judgment, there are conditions or events, considered in the aggregate, that raise substantial doubt about KEMBA Financial Credit Union, Inc. 401(k) Profit Sharing Plan's ability to continue as a going concern for a reasonable period of time.

Our audits did not extend to the certified investment information, except for obtaining and reading the certification, comparing the certified investment information with the related information presented and disclosed in the financial statements, and reading the disclosures relating to the certified investment information to assess whether they are in accordance with the presentation and disclosure requirements of accounting principles generally accepted in the United States of America.

Accordingly, the objective of an ERISA Section 103(a)(3)(C) audit is not to express an opinion about whether the financial statements as a whole are presented fairly, in all material respects, in accordance with accounting principles generally accepted in the United States of America.

We are required to communicate with those charged with governance regarding, among other matters, the planned scope and timing of the audit, significant audit findings, and certain internal control-related matters that we identified during the audit.

Other Matter – Supplemental Schedule Required by ERISA

The supplemental schedule listed in the table of contents is presented for purposes of additional analysis and is not a required part of the financial statements but is supplementary information required by the Department of Labor's Rules and Regulations for Reporting and Disclosure under ERISA. Such information is the responsibility of management and was derived from and relates directly to the underlying accounting and other records used to prepare the financial statements. The information included in the supplemental schedule, other than that agreed to or derived from the certified investment information, has been subjected to auditing procedures applied in the audits of the financial statements and certain additional procedures, including comparing and reconciling such information directly to the underlying accounting and other records used to prepare the financial statements or to the financial statements themselves, and other additional procedures in accordance with GAAS. For information included in the supplemental schedule that agreed to or is derived from the certified investment information, we compared such information to the related certified investment information.

In forming our opinion on the supplemental schedule, we evaluated whether the supplemental schedule, other than the information agreed to or derived from the certified investment information, including its form and content, is presented in conformity with the Department of Labor's Rules and Regulations for Reporting and Disclosure under ERISA.

In our opinion:

- The form and content of the supplemental schedule, other than the information in the supplemental schedule that agreed to or is derived from the certified investment information, are presented, in all material respects, in conformity with the Department of Labor's Rules and Regulations for Reporting and Disclosure under ERISA.
- The information in the supplemental schedule related to assets held by and certified to by a qualified institution agrees to, or is derived from, in all material respects, the information prepared and certified by an institution that management determined meets the requirements of ERISA Section 103(a)(3)(C).

Forvis Mazars, LLP

**Indianapolis, Indiana
June 10, 2024**

Federal Employer Identification Number: 44-0160260

**KEMBA Financial Credit Union, Inc. 401(k) Profit Sharing Plan
 Statements of Net Assets Available for Benefits
 December 31, 2024 and 2023**

ASSETS	2024	2023
Investments , at fair value	\$ 28,979,319	\$ 26,219,439
Receivables		
Employer contributions	922,678	720,722
Participant contributions	-	54,657
Notes receivable from participants	56,289	62,888
	<u>978,967</u>	<u>838,267</u>
Net Assets Available for Benefits	<u>\$ 29,958,286</u>	<u>\$ 27,057,706</u>

**KEMBA Financial Credit Union, Inc. 401(k) Profit Sharing Plan
Statements of Changes in Net Assets Available for Benefits
Years Ended December 31, 2024 and 2023**

	<u>2024</u>	<u>2023</u>
Additions		
Investment Income		
Net appreciation in fair value of investments	\$ 2,337,074	\$ 3,148,369
Interest and dividend income	872,322	674,811
Net investment income	<u>3,209,396</u>	<u>3,823,180</u>
Interest Income on Notes Receivable From Participants	<u>3,867</u>	<u>3,948</u>
Contributions		
Participants	1,800,032	1,768,862
Employers	2,006,469	1,730,224
Rollovers	288,793	147,405
	<u>4,095,294</u>	<u>3,646,491</u>
Total additions	<u>7,308,557</u>	<u>7,473,619</u>
Deductions		
Benefits paid to participants	4,326,782	2,386,789
Administrative expenses	81,195	72,781
Total deductions	<u>4,407,977</u>	<u>2,459,570</u>
Net Increase	2,900,580	5,014,049
Net Assets Available for Benefits, Beginning of Year	<u>27,057,706</u>	<u>22,043,657</u>
Net Assets Available for Benefits, End of Year	<u>\$ 29,958,286</u>	<u>\$ 27,057,706</u>

Note 1. Description of the Plan

The following description of KEMBA Financial Credit Union, Inc. 401(k) Profit Sharing Plan (Plan) provides only general information. Participants should refer to the Plan Document and *Summary Plan Description* for a more complete description of the Plan's provisions, which are available from the Plan Administrator.

General

The Plan is a defined-contribution plan sponsored by KEMBA Financial Credit Union, Inc. (Company) for the benefit of its full time employees who are age 18 or older, except collectively bargained employees, nonresident aliens, and residents of Puerto Rico. The Plan is subject to the provisions of the *Employee Retirement Income Security Act of 1974* (ERISA). Fidelity Management Trust Company (Fidelity) serves as trustee of the Plan.

Contributions

The Plan permits eligible employees, through a salary deferral election, to have the Company make annual contributions up to 100% of eligible compensation or up to the maximum allowed by law. Roth and rollover contributions are also permitted. Participants who have attained age 50 before the end of the Plan year are eligible to make catch-up contributions.

The Plan also includes an automatic deferral feature whereby a participant defers 5% of eligible compensation unless the participant makes an affirmative election otherwise. The automatic deferral feature also provides for an annual 1% increase in the percentage deferred and is ultimately capped at 10%. Participants can change or discontinue the automatic annual contribution increase at any time.

The Company makes a safe harbor matching contribution of 100% of employees' salary deferral amounts on the first 5% of employees' compensation. The Company may also make a discretionary profit-sharing contribution based on employees' eligible compensation. The participants must be employed on the last day of the Plan year and be credited with 1,000 hours of service during the Plan year to receive the profit-sharing contribution. For the years ended December 31, 2024 and 2023, the discretionary profit-sharing contribution was 5% and 4.25%, respectively, of participants' eligible compensation. Contributions are subject to certain limitations.

Participant Investment Account Options

Each participant has the option of directing their contributions into any of the various investment options offered by the Plan and may change the allocation daily.

Participant Accounts

Each participant's account is credited with the participant's contribution, the Company's contribution, Plan earnings and allocation of administrative expenses. Allocations are based on participant earnings or account balances, as defined. The benefits to which a participant is entitled is the benefit that can be provided from the participant's vested account.

Vesting

Participants are immediately vested in their voluntary contributions plus earnings thereon. Vesting in the Company's contribution portion of their accounts plus earnings thereon is based on years of continuous service. A participant is fully vested in the Company's safe-harbor matching contributions after two years of continuous service. A participant is fully vested in the discretionary profit-sharing contributions after three years of continuous service.

KEMBA Financial Credit Union, Inc. 401(k) Profit Sharing Plan
Notes to Financial Statements
December 31, 2024 and 2023

Notes Receivable From Participants

Participants may borrow from their fund accounts up to a maximum amount equal to the lesser of \$50,000 or 50% of their account balance. The loans are secured by the balance in the participant's account. The loan interest rate will be based on the prime rate and is fixed for the duration that the loan is outstanding. Principal and interest is paid ratably through payroll deductions.

Notes receivable from participants are measured at their unpaid principal balance plus any accrued but unpaid interest. Delinquent participant loans are reclassified as distributions based upon the terms of the Plan Document.

Payment of Benefits

Upon termination of service or disability, a participant may elect to receive either a lump-sum amount equal to the value of the vested interest in their account or various installment annuities. Certain in-service withdrawals are allowed in accordance with the Plan Document.

Forfeited Accounts

At December 31, 2024 and 2023, forfeited nonvested accounts totaled approximately \$163,983 and \$148,552, respectively. Forfeitures of approximately \$164,000 were used to offset 2024 Company contributions remitted during 2025. In addition, forfeitures of approximately \$150,000 were used to offset 2023 Company contributions remitted during 2024.

Plan Termination

Although it has not expressed an intention to do so, the Company has the right under the Plan to discontinue its contributions at any time and to terminate the Plan, subject to the provisions of ERISA. In the event of Plan termination, participants will become 100% vested in their accounts.

Note 2. Summary of Significant Accounting Policies

Basis of Accounting

The accompanying financial statements are prepared on the accrual basis of accounting.

Use of Estimates

The preparation of financial statements in conformity with accounting principles generally accepted in the United States of America requires management to make estimates and assumptions that affect the reported amounts of net assets and changes in net assets and disclosure of contingent assets and liabilities at the date of the financial statements. Actual results could differ from those estimates.

Valuation of Investments and Income Recognition

Investments are reported at fair value. Quoted market prices, if available, are used to value investments. Mutual funds and money market funds are valued at the net asset value (NAV) of shares held by the Plan at year end.

KEMBA Financial Credit Union, Inc. 401(k) Profit Sharing Plan
Notes to Financial Statements
December 31, 2024 and 2023

The Plan's interest in the collective trusts are valued based on information reported by the investment advisors using the audited financial statements of the collective trusts at year end. The investments have no unfunded commitments and may be redeemed daily.

Purchases and sales of securities are recorded on a trade-date basis. Interest income is recorded on the accrual basis. Dividends are recorded on the ex-dividend date. Net appreciation includes the Plan's gains and losses on investments bought and sold as well as held during the year.

Payment of Benefits

Benefit payments to participants are recorded upon distribution.

Administrative Expenses

Administrative expenses may be paid by the Company or the Plan, at the Company's discretion.

Plan Tax Status

The Plan operates under an adoption agreement in connection with a pre-approved defined-contribution plan sponsored by FMR LLC. This pre-approved defined-contribution plan document has been filed with the appropriate agency. The Plan has not obtained or requested a determination letter. However, the Plan Administrator believes that the Plan is currently designed and being operated in compliance with the applicable requirements of the Internal Revenue Code and that the Plan was qualified and the related trust was tax-exempt as of the financial statement date.

Note 3. Certification of Plan Trustee

The Plan Administrator has elected the method of annual reporting compliance permitted by ERISA Section 103(a)(3)(C) pursuant to 29 CFR 2520.103-8 of the Department of Labor's Rules and Regulations for Reporting and Disclosure under ERISA. Accordingly, Fidelity, a qualified institution, has certified the following information included in the accompanying financial statements and ERISA-required supplemental schedule is complete and accurate:

- Investments and notes receivable from participants as shown in the statements of net assets available for benefits and related disclosures as of December 31, 2024 and 2023
- Investment income and interest income from notes receivable from participants as shown in the statements of changes in net assets available for benefits for the years ended December 31, 2024 and 2023
- Investment information included in the accompanying schedule of assets held at year end as of December 31, 2024

The Plan's independent auditors did not perform auditing procedures with respect to this certified investment information, except for comparing such certified investment information to the related investment information included in the financial statements and ERISA-required supplemental schedule.

KEMBA Financial Credit Union, Inc. 401(k) Profit Sharing Plan
Notes to Financial Statements
December 31, 2024 and 2023

Note 4. Disclosures About Fair Value of Plan Assets

Fair value is the price that would be received to sell an asset or paid to transfer a liability in an orderly transaction between market participants at the measurement date. Fair value measurements must maximize the use of observable inputs and minimize the use of unobservable inputs. There is a hierarchy of three levels of inputs that may be used to measure fair value:

- Level 1** Quoted prices in active markets for identical assets or liabilities
- Level 2** Observable inputs other than Level 1 prices, such as quoted prices for similar assets or liabilities; quoted prices in markets that are not active; or other inputs that are observable or can be corroborated by observable market data for substantially the full term of the assets or liabilities
- Level 3** Unobservable inputs supported by little or no market activity and are significant to the fair value of the assets or liabilities

Recurring Measurements

The following table presents the fair value measurements of assets recognized in the accompanying statements of net assets available for benefits measured at fair value on a recurring basis and the level within the fair value hierarchy in which the fair value measurements fall at December 31, 2024 and 2023:

	Fair Value	Fair Value Measurements Using		
		Quoted Prices in Active Markets for Identical Assets (Level 1)	Significant Other Observable Inputs (Level 2)	Significant Unobservable Inputs (Level 3)
December 31, 2024				
Mutual funds	\$ 27,036,708	\$ 27,036,708	\$ -	\$ -
Money market fund	270	270	-	-
Total assets in the fair value hierarchy	27,036,978	<u>\$ 27,036,978</u>	<u>\$ -</u>	<u>\$ -</u>
Investments measured at net asset value (A)	<u>1,942,341</u>			
Total investments at fair value	<u>\$ 28,979,319</u>			
December 31, 2023				
Mutual funds	\$ 23,418,452	\$ 23,418,452	\$ -	\$ -
Money market fund	183	183	-	-
Total assets in the fair value hierarchy	23,418,635	<u>\$ 23,418,635</u>	<u>\$ -</u>	<u>\$ -</u>
Investments measured at net asset value (A)	<u>2,800,804</u>			
Total investments at fair value	<u>\$ 26,219,439</u>			

(A) In accordance with Subtopic 820-10, certain investments that were measured at net asset value per share (or its equivalent) have not been classified in the fair value hierarchy. The fair value amounts presented in this table are intended to permit reconciliation of the fair value hierarchy to the line items presented in the statements of net assets available for benefits.

KEMBA Financial Credit Union, Inc. 401(k) Profit Sharing Plan
Notes to Financial Statements
December 31, 2024 and 2023

Following is a description of the valuation methodologies and inputs used for assets measured at fair value on a recurring basis and recognized in the accompanying statements of net assets available for benefits, as well as the general classification of such assets and liabilities pursuant to the valuation hierarchy. There have been no significant changes in the valuation techniques during the year ended December 31, 2024. The Plan had no liabilities measured at fair value on a recurring basis. In addition, the Plan had no assets or liabilities measured at fair value on a nonrecurring basis.

Investments

Where quoted market prices are available in an active market, securities are classified within Level 1 of the valuation hierarchy. Level 1 securities include mutual funds and a money market fund. If quoted market prices are not available, then fair values are estimated by using quoted prices of securities with similar characteristics or independent asset pricing services and pricing models, the inputs of which are market-based or independently sourced market parameters, including, but not limited to, yield curves, interest rates, volatilities, prepayments, defaults, cumulative loss projections and cash flows. Such securities are classified in Level 2 of the valuation hierarchy. In certain cases where Level 1 or Level 2 inputs are not available, securities are classified within Level 3 of the hierarchy.

Note 5. Party-in-Interest Transactions

Party-in-interest transactions include those with fiduciaries or employees of the Plan, any person who provides services to the Plan, an employer whose employees are covered by the Plan, and an employee organization whose members are covered by the Plan, a person who owns 50 percent or more of such an employer or employee association, or relatives of such persons.

Certain Plan investments are shares of mutual funds managed by Fidelity. The Plan paid \$51,195 and \$42,781 of recordkeeping fees to Fidelity during the years ended December 31, 2024 and 2023, respectively. In addition, the Plan paid fees to investment managers totaling \$30,000, for the years ended December 31, 2024 and 2023. The Company provides certain administrative services at no cost to the Plan.

Note 6. Reconciliation of Financial Statements to Form 5500

Differences between the Annual Return/Report of Employee Benefit Plan (Form 5500) filed with the IRS and the accompanying financial statements include reporting the contract adjustment for the wrapper value of the stable value fund in Form 5500. This results in a difference of \$28,063 and \$25,605 between the net assets available for benefits in the accompanying financial statements and the Form 5500 as of December 31, 2024 and 2023, respectively.

KEMBA Financial Credit Union, Inc. 401(k) Profit Sharing Plan
Notes to Financial Statements
December 31, 2024 and 2023

Note 7. Risks and Uncertainties

The Plan invests in various investment securities. Investment securities are exposed to various risks such as interest rate, market and credit risks. Due to the level of risk associated with certain investment securities, it is at least reasonably possible that changes in the values of investment securities will occur in the near term and that such changes could materially affect the participants' account balances and the amounts reported in the statements of net assets available for benefits.

Note 8. Subsequent Events

Subsequent events have been evaluated through June 10, 2025, which is the date the financial statements were available to be issued.

Supplemental Schedule

KEMBA Financial Credit Union, Inc. 401(k) Profit Sharing Plan
EIN 31-6034826 PN 001
Schedule H, Line 4i – Schedule of Assets (Held at End of Year)
December 31, 2024

(a)(b) Identity of Issuer, Borrower, Lessor or Similar Party	(c) Description of Investment Including Maturity Date, Rate of Interest, Collateral, Par or Maturity Value	(e) Current Value
Mutual Funds		
Vanguard Target Retirement 2055 Fund	44,220 shares	\$ 2,459,101
Pimco Income Fund Institutional Class	118,109 shares	1,242,504
Baird Intermediate Bond Fund	115,543 shares	1,186,631
Vanguard Target Retirement 2020 Fund	1,622 shares	42,947
Vanguard Target Retirement 2030 Fund	54,177 shares	2,052,218
Vanguard Target Retirement 2040 Fund	54,717 shares	2,364,872
Vanguard Target Retirement 2050 Fund	45,051 shares	2,245,317
Vanguard Equity Income Fund	8,204 shares	723,354
Vanguard Small Cap Index Fund	6,991 shares	805,049
Vanguard Real Estate Index Fund	2,194 shares	277,139
Vanguard Target Retirement Income Fund	27,886 shares	365,311
Vanguard Target Retirement 2025 Fund	84,202 shares	1,573,729
Vanguard Target Retirement 2035 Fund	69,228 shares	1,660,077
Vanguard Target Retirement 2045 Fund	149,546 shares	4,437,024
American Funds Capital World Bond Fund Class R6	14,325 shares	223,756
Vanguard Target Retirement 2060 Fund	23,348 shares	1,196,567
DFA Emerging Markets Fund Class R1	15,985 shares	372,139
MGL Mid Cap Growth Fund Class R6	7,150 shares	212,993
*Fidelity Small Cap Value Fund	13,351 shares	271,830
*Fidelity 500 Index Fund	7,706 shares	1,573,435
*Fidelity International Index Fund	19,946 shares	948,232
*Fidelity Mid Cap Index Fund	23,763 shares	802,483
		<u>27,036,708</u>
Money Market		
*Fidelity Government Money Market	270 shares	<u>270</u>
Common Collective Trust Funds		
MFS Mid Cap Value Fund Class R1	1,222 units	19,371
Small Cap Growth Fund II Class R1	11,819 units	142,804
*Fidelity Managed Income Class II	466,596 units	438,533
Large Cap Growth Fund III Class R1	89,284 units	1,313,570
		<u>1,914,278</u>
*Participant Loans		
	5.25% - 10.50% Maturing through April 2031	<u>56,289</u>
		<u>\$ 29,007,545</u>

* Party-in-interest




KEMBA Financial Credit Union, Inc. 401(k) Profit Sharing Plan

EIN 31-6034826 PN 001

**Independent Auditor's Report, Financial Statements,
and Supplemental Schedule**

December 31, 2024 and 2023



KEMBA Financial Credit Union, Inc. 401(k) Profit Sharing Plan
Contents
December 31, 2024 and 2023

Independent Auditor’s Report 1

Financial Statements

 Statements of Net Assets Available for Benefits..... 5

 Statements of Changes in Net Assets Available for Benefits 6

 Notes to Financial Statements 7

Supplementary Schedule

 Schedule H, Line 4i – Schedule of Assets (Held at End of Year)..... 13

Independent Auditor's Report

Plan Administrator and Plan Management
KEMBA Financial Credit Union, Inc. 401(k) Profit Sharing Plan
Gahanna, Ohio

Scope and Nature of the ERISA Section 103(a)(3)(C) Audit

We have performed audits of the financial statements of KEMBA Financial Credit Union, Inc. 401(k) Profit Sharing Plan, an employee benefit plan subject to the *Employee Retirement Income Security Act of 1974* (ERISA), as permitted by ERISA Section 103(a)(3)(C) (ERISA Section 103(a)(3)(C) audit). The financial statements comprise the statements of net assets available for benefits as of December 31, 2024 and 2023, and the related statements of changes in net assets available for benefits for the years then ended, and the related notes to the financial statements.

Management, having determined it is permissible in the circumstances, has elected to have the audit of KEMBA Financial Credit Union, Inc. 401(k) Profit Sharing Plan's financial statements performed in accordance with ERISA Section 103(a)(3)(C) pursuant to 29 CFR 2520.103-8 of the Department of Labor's Rules and Regulations for Reporting and Disclosure under ERISA. As permitted by ERISA Section 103(a)(3)(C), our audits need not extend to any statements or information related to assets held for investment of the plan (investment information) by a bank or similar institution or insurance carrier that is regulated, supervised, and subject to periodic examination by a state or federal agency, provided that the statements or information regarding assets so held are prepared and certified to by the bank or similar institution or insurance carrier in accordance with 29 CFR 2520.103-5 of the Department of Labor's Rules and Regulations for Reporting and Disclosure under ERISA (qualified institution).

Management has obtained certifications from a qualified institution as of December 31, 2024 and 2023, and for the years then ended, stating that the certified investment information, as described in Note 3 to the financial statements, is complete and accurate.

Opinion

In our opinion, based on our audits and on the procedures performed as described in the Auditor's Responsibilities for the Audit of the Financial Statements section:

- The amounts and disclosures in the accompanying financial statements, other than those agreed to or derived from the certified investment information, are presented fairly, in all material respects, in accordance with accounting principles generally accepted in the United States of America.
- The information in the accompanying financial statements related to assets held by and certified to by a qualified institution agrees to, or is derived from, in all material respects, the information prepared and certified by an institution that management determined meets the requirements of ERISA Section 103(a)(3)(C).

Basis for Opinion

We conducted our audits in accordance with auditing standards generally accepted in the United States of America (GAAS). Our responsibilities under those standards are further described in the Auditor's Responsibilities for the Audit of the Financial Statements section of our report. We are required to be independent of KEMBA Financial Credit Union, Inc. 401(k) Profit Sharing Plan and to meet our other ethical responsibilities, in accordance with the relevant ethical requirements relating to our audits. We believe that the audit evidence we have obtained is sufficient and appropriate to provide a basis for our ERISA Section 103(a)(3)(C) audit opinion.

Responsibilities of Management for the Financial Statements

Management is responsible for the preparation and fair presentation of the financial statements in accordance with accounting principles generally accepted in the United States of America, and for the design, implementation, and maintenance of internal control relevant to the preparation and fair presentation of financial statements that are free from material misstatement, whether due to fraud or error. Management's election of the ERISA Section 103(a)(3)(C) audit does not affect management's responsibility for the financial statements.

In preparing the financial statements, management is required to evaluate whether there are conditions or events, considered in the aggregate, that raise substantial doubt about KEMBA Financial Credit Union, Inc. 401(k) Profit Sharing Plan's ability to continue as a going concern within one year after the date that these financial statements are available to be issued.

Management is also responsible for maintaining a current plan instrument, including all plan amendments, administering the plan, and determining that the plan's transactions that are presented and disclosed in the financial statements are in conformity with the plan's provisions, including maintaining sufficient records with respect to each of the participants, to determine the benefits due or which may become due to such participants.

Auditor's Responsibilities for the Audit of the Financial Statements

Except as described in the Scope and Nature of the ERISA Section 103(a)(3)(C) Audit section of our report, our objectives are to obtain reasonable assurance about whether the financial statements as a whole are free from material misstatement, whether due to fraud or error, and to issue an auditor's report that includes our opinion. Reasonable assurance is a high level of assurance but is not absolute assurance and therefore is not a guarantee that an audit conducted in accordance with GAAS will always detect a material misstatement when it exists. The risk of not detecting a material misstatement resulting from fraud is higher than for one resulting from error, as fraud may involve collusion, forgery, intentional omissions, misrepresentations, or the override of internal control. Misstatements are considered material if, there is a substantial likelihood that, individually or in the aggregate, they would influence the judgment made by a reasonable user based on the financial statements.

In performing an audit in accordance with GAAS, we:

- Exercise professional judgment and maintain professional skepticism throughout the audit.
- Identify and assess the risks of material misstatement of the financial statements, whether due to fraud or error, and design and perform audit procedures responsive to those risks. Such procedures include examining, on a test basis, evidence regarding the amounts and disclosures in the financial statements.
- Obtain an understanding of internal control relevant to the audit in order to design audit procedures that are appropriate in the circumstances, but not for the purpose of expressing an opinion on the effectiveness of KEMBA Financial Credit Union, Inc. 401(k) Profit Sharing Plan's internal control. Accordingly, no such opinion is expressed.
- Evaluate the appropriateness of accounting policies used and the reasonableness of significant accounting estimates made by management, as well as evaluate the overall presentation of the financial statements.
- Conclude whether, in our judgment, there are conditions or events, considered in the aggregate, that raise substantial doubt about KEMBA Financial Credit Union, Inc. 401(k) Profit Sharing Plan's ability to continue as a going concern for a reasonable period of time.

Our audits did not extend to the certified investment information, except for obtaining and reading the certification, comparing the certified investment information with the related information presented and disclosed in the financial statements, and reading the disclosures relating to the certified investment information to assess whether they are in accordance with the presentation and disclosure requirements of accounting principles generally accepted in the United States of America.

Accordingly, the objective of an ERISA Section 103(a)(3)(C) audit is not to express an opinion about whether the financial statements as a whole are presented fairly, in all material respects, in accordance with accounting principles generally accepted in the United States of America.

We are required to communicate with those charged with governance regarding, among other matters, the planned scope and timing of the audit, significant audit findings, and certain internal control-related matters that we identified during the audit.

Other Matter – Supplemental Schedule Required by ERISA

The supplemental schedule listed in the table of contents is presented for purposes of additional analysis and is not a required part of the financial statements but is supplementary information required by the Department of Labor's Rules and Regulations for Reporting and Disclosure under ERISA. Such information is the responsibility of management and was derived from and relates directly to the underlying accounting and other records used to prepare the financial statements. The information included in the supplemental schedule, other than that agreed to or derived from the certified investment information, has been subjected to auditing procedures applied in the audits of the financial statements and certain additional procedures, including comparing and reconciling such information directly to the underlying accounting and other records used to prepare the financial statements or to the financial statements themselves, and other additional procedures in accordance with GAAS. For information included in the supplemental schedule that agreed to or is derived from the certified investment information, we compared such information to the related certified investment information.

In forming our opinion on the supplemental schedule, we evaluated whether the supplemental schedule, other than the information agreed to or derived from the certified investment information, including its form and content, is presented in conformity with the Department of Labor's Rules and Regulations for Reporting and Disclosure under ERISA.

In our opinion:

- The form and content of the supplemental schedule, other than the information in the supplemental schedule that agreed to or is derived from the certified investment information, are presented, in all material respects, in conformity with the Department of Labor's Rules and Regulations for Reporting and Disclosure under ERISA.
- The information in the supplemental schedule related to assets held by and certified to by a qualified institution agrees to, or is derived from, in all material respects, the information prepared and certified by an institution that management determined meets the requirements of ERISA Section 103(a)(3)(C).

Forvis Mazars, LLP

**Indianapolis, Indiana
June 10, 2024**

Federal Employer Identification Number: 44-0160260

**KEMBA Financial Credit Union, Inc. 401(k) Profit Sharing Plan
 Statements of Net Assets Available for Benefits
 December 31, 2024 and 2023**

ASSETS	2024	2023
Investments , at fair value	\$ 28,979,319	\$ 26,219,439
Receivables		
Employer contributions	922,678	720,722
Participant contributions	-	54,657
Notes receivable from participants	56,289	62,888
	<u>978,967</u>	<u>838,267</u>
Net Assets Available for Benefits	<u>\$ 29,958,286</u>	<u>\$ 27,057,706</u>

**KEMBA Financial Credit Union, Inc. 401(k) Profit Sharing Plan
Statements of Changes in Net Assets Available for Benefits
Years Ended December 31, 2024 and 2023**

	<u>2024</u>	<u>2023</u>
Additions		
Investment Income		
Net appreciation in fair value of investments	\$ 2,337,074	\$ 3,148,369
Interest and dividend income	872,322	674,811
Net investment income	<u>3,209,396</u>	<u>3,823,180</u>
Interest Income on Notes Receivable From Participants	<u>3,867</u>	<u>3,948</u>
Contributions		
Participants	1,800,032	1,768,862
Employers	2,006,469	1,730,224
Rollovers	288,793	147,405
	<u>4,095,294</u>	<u>3,646,491</u>
Total additions	<u>7,308,557</u>	<u>7,473,619</u>
Deductions		
Benefits paid to participants	4,326,782	2,386,789
Administrative expenses	81,195	72,781
Total deductions	<u>4,407,977</u>	<u>2,459,570</u>
Net Increase	2,900,580	5,014,049
Net Assets Available for Benefits, Beginning of Year	<u>27,057,706</u>	<u>22,043,657</u>
Net Assets Available for Benefits, End of Year	<u>\$ 29,958,286</u>	<u>\$ 27,057,706</u>

Note 1. Description of the Plan

The following description of KEMBA Financial Credit Union, Inc. 401(k) Profit Sharing Plan (Plan) provides only general information. Participants should refer to the Plan Document and *Summary Plan Description* for a more complete description of the Plan's provisions, which are available from the Plan Administrator.

General

The Plan is a defined-contribution plan sponsored by KEMBA Financial Credit Union, Inc. (Company) for the benefit of its full time employees who are age 18 or older, except collectively bargained employees, nonresident aliens, and residents of Puerto Rico. The Plan is subject to the provisions of the *Employee Retirement Income Security Act of 1974* (ERISA). Fidelity Management Trust Company (Fidelity) serves as trustee of the Plan.

Contributions

The Plan permits eligible employees, through a salary deferral election, to have the Company make annual contributions up to 100% of eligible compensation or up to the maximum allowed by law. Roth and rollover contributions are also permitted. Participants who have attained age 50 before the end of the Plan year are eligible to make catch-up contributions.

The Plan also includes an automatic deferral feature whereby a participant defers 5% of eligible compensation unless the participant makes an affirmative election otherwise. The automatic deferral feature also provides for an annual 1% increase in the percentage deferred and is ultimately capped at 10%. Participants can change or discontinue the automatic annual contribution increase at any time.

The Company makes a safe harbor matching contribution of 100% of employees' salary deferral amounts on the first 5% of employees' compensation. The Company may also make a discretionary profit-sharing contribution based on employees' eligible compensation. The participants must be employed on the last day of the Plan year and be credited with 1,000 hours of service during the Plan year to receive the profit-sharing contribution. For the years ended December 31, 2024 and 2023, the discretionary profit-sharing contribution was 5% and 4.25%, respectively, of participants' eligible compensation. Contributions are subject to certain limitations.

Participant Investment Account Options

Each participant has the option of directing their contributions into any of the various investment options offered by the Plan and may change the allocation daily.

Participant Accounts

Each participant's account is credited with the participant's contribution, the Company's contribution, Plan earnings and allocation of administrative expenses. Allocations are based on participant earnings or account balances, as defined. The benefits to which a participant is entitled is the benefit that can be provided from the participant's vested account.

Vesting

Participants are immediately vested in their voluntary contributions plus earnings thereon. Vesting in the Company's contribution portion of their accounts plus earnings thereon is based on years of continuous service. A participant is fully vested in the Company's safe-harbor matching contributions after two years of continuous service. A participant is fully vested in the discretionary profit-sharing contributions after three years of continuous service.

KEMBA Financial Credit Union, Inc. 401(k) Profit Sharing Plan
Notes to Financial Statements
December 31, 2024 and 2023

Notes Receivable From Participants

Participants may borrow from their fund accounts up to a maximum amount equal to the lesser of \$50,000 or 50% of their account balance. The loans are secured by the balance in the participant's account. The loan interest rate will be based on the prime rate and is fixed for the duration that the loan is outstanding. Principal and interest is paid ratably through payroll deductions.

Notes receivable from participants are measured at their unpaid principal balance plus any accrued but unpaid interest. Delinquent participant loans are reclassified as distributions based upon the terms of the Plan Document.

Payment of Benefits

Upon termination of service or disability, a participant may elect to receive either a lump-sum amount equal to the value of the vested interest in their account or various installment annuities. Certain in-service withdrawals are allowed in accordance with the Plan Document.

Forfeited Accounts

At December 31, 2024 and 2023, forfeited nonvested accounts totaled approximately \$163,983 and \$148,552, respectively. Forfeitures of approximately \$164,000 were used to offset 2024 Company contributions remitted during 2025. In addition, forfeitures of approximately \$150,000 were used to offset 2023 Company contributions remitted during 2024.

Plan Termination

Although it has not expressed an intention to do so, the Company has the right under the Plan to discontinue its contributions at any time and to terminate the Plan, subject to the provisions of ERISA. In the event of Plan termination, participants will become 100% vested in their accounts.

Note 2. Summary of Significant Accounting Policies

Basis of Accounting

The accompanying financial statements are prepared on the accrual basis of accounting.

Use of Estimates

The preparation of financial statements in conformity with accounting principles generally accepted in the United States of America requires management to make estimates and assumptions that affect the reported amounts of net assets and changes in net assets and disclosure of contingent assets and liabilities at the date of the financial statements. Actual results could differ from those estimates.

Valuation of Investments and Income Recognition

Investments are reported at fair value. Quoted market prices, if available, are used to value investments. Mutual funds and money market funds are valued at the net asset value (NAV) of shares held by the Plan at year end.

KEMBA Financial Credit Union, Inc. 401(k) Profit Sharing Plan
Notes to Financial Statements
December 31, 2024 and 2023

The Plan's interest in the collective trusts are valued based on information reported by the investment advisors using the audited financial statements of the collective trusts at year end. The investments have no unfunded commitments and may be redeemed daily.

Purchases and sales of securities are recorded on a trade-date basis. Interest income is recorded on the accrual basis. Dividends are recorded on the ex-dividend date. Net appreciation includes the Plan's gains and losses on investments bought and sold as well as held during the year.

Payment of Benefits

Benefit payments to participants are recorded upon distribution.

Administrative Expenses

Administrative expenses may be paid by the Company or the Plan, at the Company's discretion.

Plan Tax Status

The Plan operates under an adoption agreement in connection with a pre-approved defined-contribution plan sponsored by FMR LLC. This pre-approved defined-contribution plan document has been filed with the appropriate agency. The Plan has not obtained or requested a determination letter. However, the Plan Administrator believes that the Plan is currently designed and being operated in compliance with the applicable requirements of the Internal Revenue Code and that the Plan was qualified and the related trust was tax-exempt as of the financial statement date.

Note 3. Certification of Plan Trustee

The Plan Administrator has elected the method of annual reporting compliance permitted by ERISA Section 103(a)(3)(C) pursuant to 29 CFR 2520.103-8 of the Department of Labor's Rules and Regulations for Reporting and Disclosure under ERISA. Accordingly, Fidelity, a qualified institution, has certified the following information included in the accompanying financial statements and ERISA-required supplemental schedule is complete and accurate:

- Investments and notes receivable from participants as shown in the statements of net assets available for benefits and related disclosures as of December 31, 2024 and 2023
- Investment income and interest income from notes receivable from participants as shown in the statements of changes in net assets available for benefits for the years ended December 31, 2024 and 2023
- Investment information included in the accompanying schedule of assets held at year end as of December 31, 2024

The Plan's independent auditors did not perform auditing procedures with respect to this certified investment information, except for comparing such certified investment information to the related investment information included in the financial statements and ERISA-required supplemental schedule.

KEMBA Financial Credit Union, Inc. 401(k) Profit Sharing Plan
Notes to Financial Statements
December 31, 2024 and 2023

Note 4. Disclosures About Fair Value of Plan Assets

Fair value is the price that would be received to sell an asset or paid to transfer a liability in an orderly transaction between market participants at the measurement date. Fair value measurements must maximize the use of observable inputs and minimize the use of unobservable inputs. There is a hierarchy of three levels of inputs that may be used to measure fair value:

- Level 1** Quoted prices in active markets for identical assets or liabilities
- Level 2** Observable inputs other than Level 1 prices, such as quoted prices for similar assets or liabilities; quoted prices in markets that are not active; or other inputs that are observable or can be corroborated by observable market data for substantially the full term of the assets or liabilities
- Level 3** Unobservable inputs supported by little or no market activity and are significant to the fair value of the assets or liabilities

Recurring Measurements

The following table presents the fair value measurements of assets recognized in the accompanying statements of net assets available for benefits measured at fair value on a recurring basis and the level within the fair value hierarchy in which the fair value measurements fall at December 31, 2024 and 2023:

	Fair Value	Fair Value Measurements Using		
		Quoted Prices in Active Markets for Identical Assets (Level 1)	Significant Other Observable Inputs (Level 2)	Significant Unobservable Inputs (Level 3)
December 31, 2024				
Mutual funds	\$ 27,036,708	\$ 27,036,708	\$ -	\$ -
Money market fund	270	270	-	-
Total assets in the fair value hierarchy	27,036,978	<u>\$ 27,036,978</u>	<u>\$ -</u>	<u>\$ -</u>
Investments measured at net asset value (A)	<u>1,942,341</u>			
Total investments at fair value	<u>\$ 28,979,319</u>			
December 31, 2023				
Mutual funds	\$ 23,418,452	\$ 23,418,452	\$ -	\$ -
Money market fund	183	183	-	-
Total assets in the fair value hierarchy	23,418,635	<u>\$ 23,418,635</u>	<u>\$ -</u>	<u>\$ -</u>
Investments measured at net asset value (A)	<u>2,800,804</u>			
Total investments at fair value	<u>\$ 26,219,439</u>			

(A) In accordance with Subtopic 820-10, certain investments that were measured at net asset value per share (or its equivalent) have not been classified in the fair value hierarchy. The fair value amounts presented in this table are intended to permit reconciliation of the fair value hierarchy to the line items presented in the statements of net assets available for benefits.

KEMBA Financial Credit Union, Inc. 401(k) Profit Sharing Plan
Notes to Financial Statements
December 31, 2024 and 2023

Following is a description of the valuation methodologies and inputs used for assets measured at fair value on a recurring basis and recognized in the accompanying statements of net assets available for benefits, as well as the general classification of such assets and liabilities pursuant to the valuation hierarchy. There have been no significant changes in the valuation techniques during the year ended December 31, 2024. The Plan had no liabilities measured at fair value on a recurring basis. In addition, the Plan had no assets or liabilities measured at fair value on a nonrecurring basis.

Investments

Where quoted market prices are available in an active market, securities are classified within Level 1 of the valuation hierarchy. Level 1 securities include mutual funds and a money market fund. If quoted market prices are not available, then fair values are estimated by using quoted prices of securities with similar characteristics or independent asset pricing services and pricing models, the inputs of which are market-based or independently sourced market parameters, including, but not limited to, yield curves, interest rates, volatilities, prepayments, defaults, cumulative loss projections and cash flows. Such securities are classified in Level 2 of the valuation hierarchy. In certain cases where Level 1 or Level 2 inputs are not available, securities are classified within Level 3 of the hierarchy.

Note 5. Party-in-Interest Transactions

Party-in-interest transactions include those with fiduciaries or employees of the Plan, any person who provides services to the Plan, an employer whose employees are covered by the Plan, and an employee organization whose members are covered by the Plan, a person who owns 50 percent or more of such an employer or employee association, or relatives of such persons.

Certain Plan investments are shares of mutual funds managed by Fidelity. The Plan paid \$51,195 and \$42,781 of recordkeeping fees to Fidelity during the years ended December 31, 2024 and 2023, respectively. In addition, the Plan paid fees to investment managers totaling \$30,000, for the years ended December 31, 2024 and 2023. The Company provides certain administrative services at no cost to the Plan.

Note 6. Reconciliation of Financial Statements to Form 5500

Differences between the Annual Return/Report of Employee Benefit Plan (Form 5500) filed with the IRS and the accompanying financial statements include reporting the contract adjustment for the wrapper value of the stable value fund in Form 5500. This results in a difference of \$28,063 and \$25,605 between the net assets available for benefits in the accompanying financial statements and the Form 5500 as of December 31, 2024 and 2023, respectively.

KEMBA Financial Credit Union, Inc. 401(k) Profit Sharing Plan
Notes to Financial Statements
December 31, 2024 and 2023

Note 7. Risks and Uncertainties

The Plan invests in various investment securities. Investment securities are exposed to various risks such as interest rate, market and credit risks. Due to the level of risk associated with certain investment securities, it is at least reasonably possible that changes in the values of investment securities will occur in the near term and that such changes could materially affect the participants' account balances and the amounts reported in the statements of net assets available for benefits.

Note 8. Subsequent Events

Subsequent events have been evaluated through June 10, 2025, which is the date the financial statements were available to be issued.

Supplemental Schedule

KEMBA Financial Credit Union, Inc. 401(k) Profit Sharing Plan
EIN 31-6034826 PN 001
Schedule H, Line 4i – Schedule of Assets (Held at End of Year)
December 31, 2024

(a)(b) Identity of Issuer, Borrower, Lessor or Similar Party	(c) Description of Investment Including Maturity Date, Rate of Interest, Collateral, Par or Maturity Value	(e) Current Value
Mutual Funds		
Vanguard Target Retirement 2055 Fund	44,220 shares	\$ 2,459,101
Pimco Income Fund Institutional Class	118,109 shares	1,242,504
Baird Intermediate Bond Fund	115,543 shares	1,186,631
Vanguard Target Retirement 2020 Fund	1,622 shares	42,947
Vanguard Target Retirement 2030 Fund	54,177 shares	2,052,218
Vanguard Target Retirement 2040 Fund	54,717 shares	2,364,872
Vanguard Target Retirement 2050 Fund	45,051 shares	2,245,317
Vanguard Equity Income Fund	8,204 shares	723,354
Vanguard Small Cap Index Fund	6,991 shares	805,049
Vanguard Real Estate Index Fund	2,194 shares	277,139
Vanguard Target Retirement Income Fund	27,886 shares	365,311
Vanguard Target Retirement 2025 Fund	84,202 shares	1,573,729
Vanguard Target Retirement 2035 Fund	69,228 shares	1,660,077
Vanguard Target Retirement 2045 Fund	149,546 shares	4,437,024
American Funds Capital World Bond Fund Class R6	14,325 shares	223,756
Vanguard Target Retirement 2060 Fund	23,348 shares	1,196,567
DFA Emerging Markets Fund Class R1	15,985 shares	372,139
MGL Mid Cap Growth Fund Class R6	7,150 shares	212,993
*Fidelity Small Cap Value Fund	13,351 shares	271,830
*Fidelity 500 Index Fund	7,706 shares	1,573,435
*Fidelity International Index Fund	19,946 shares	948,232
*Fidelity Mid Cap Index Fund	23,763 shares	802,483
		<u>27,036,708</u>
Money Market		
*Fidelity Government Money Market	270 shares	<u>270</u>
Common Collective Trust Funds		
MFS Mid Cap Value Fund Class R1	1,222 units	19,371
Small Cap Growth Fund II Class R1	11,819 units	142,804
*Fidelity Managed Income Class II	466,596 units	438,533
Large Cap Growth Fund III Class R1	89,284 units	1,313,570
		<u>1,914,278</u>
*Participant Loans		
	5.25% - 10.50% Maturing through April 2031	<u>56,289</u>
		<u>\$ 29,007,545</u>

* Party-in-interest