

<p style="text-align: center;">Form 5500</p> <p style="font-size: small;">Department of the Treasury Internal Revenue Service</p> <hr/> <p style="font-size: small;">Department of Labor Employee Benefits Security Administration</p> <hr/> <p style="font-size: x-small;">Pension Benefit Guaranty Corporation</p>	<p>Annual Return/Report of Employee Benefit Plan</p> <p style="font-size: small;">This form is required to be filed for employee benefit plans under sections 104 and 4065 of the Employee Retirement Income Security Act of 1974 (ERISA) and sections 6057(b) and 6058(a) of the Internal Revenue Code (the Code).</p> <p>▶ Complete all entries in accordance with the instructions to the Form 5500.</p>	<p style="font-size: x-small;">OMB Nos. 1210-0110 1210-0089</p> <hr/> <p style="font-size: large; font-weight: bold;">2024</p> <hr/> <p style="font-weight: bold;">This Form is Open to Public Inspection</p>
---	---	---

Part I Annual Report Identification Information
 For calendar plan year 2024 or fiscal plan year beginning 01/01/2024 and ending 12/31/2024

A This return/report is for: a multiemployer plan a multiple-employer plan (Filers checking this box must provide participating employer information in accordance with the form instructions.)

a single-employer plan a DFE (specify) _____

B This return/report is: the first return/report the final return/report

an amended return/report a short plan year return/report (less than 12 months)

C If the plan is a collectively-bargained plan, check here. ▶

D Check box if filing under: Form 5558 automatic extension the DFVC program

special extension (enter description)

E If this is a retroactively adopted plan permitted by SECURE Act section 201, check here. ▶

Part II Basic Plan Information—enter all requested information

<p>1a Name of plan <u>PRAIRIE RIDGE HEALTH, INC. FLEXIBLE BENEFIT PLAN</u></p>	<p>1b Three-digit plan number (PN) ▶ <u>521</u></p>
<p>2a Plan sponsor's name (employer, if for a single-employer plan) Mailing address (include room, apt., suite no. and street, or P.O. Box) City or town, state or province, country, and ZIP or foreign postal code (if foreign, see instructions) <u>PRAIRIE RIDGE HEALTH, INC.</u></p> <p><u>1515 PARK AVENUE</u> <u>COLUMBUS, WI 53925</u></p>	<p>1c Effective date of plan <u>06/01/1996</u></p> <p>2b Employer Identification Number (EIN) <u>39-1140373</u></p> <p>2c Plan Sponsor's telephone number <u>920-623-1279</u></p> <p>2d Business code (see instructions) <u>622000</u></p>

Caution: A penalty for the late or incomplete filing of this return/report will be assessed unless reasonable cause is established.

Under penalties of perjury and other penalties set forth in the instructions, I declare that I have examined this return/report, including accompanying schedules, statements and attachments, as well as the electronic version of this return/report, and to the best of my knowledge and belief, it is true, correct, and complete.

SIGN HERE	Filed with authorized/valid electronic signature.	07/21/2025	ERIK SCHUELKE
	Signature of plan administrator	Date	Enter name of individual signing as plan administrator
SIGN HERE	Filed with authorized/valid electronic signature.	07/21/2025	ERIK SCHUELKE
	Signature of employer/plan sponsor	Date	Enter name of individual signing as employer or plan sponsor
SIGN HERE			
	Signature of DFE	Date	Enter name of individual signing as DFE

3a Plan administrator's name and address <input checked="" type="checkbox"/> Same as Plan Sponsor	3b Administrator's EIN	
	3c Administrator's telephone number	
4 If the name and/or EIN of the plan sponsor or the plan name has changed since the last return/report filed for this plan, enter the plan sponsor's name, EIN, the plan name and the plan number from the last return/report: a Sponsor's name c Plan Name	4b EIN	
	4d PN	
5 Total number of participants at the beginning of the plan year	5	132
6 Number of participants as of the end of the plan year unless otherwise stated (welfare plans complete only lines 6a(1) , 6a(2) , 6b , 6c , and 6d). a(1) Total number of active participants at the beginning of the plan year a(2) Total number of active participants at the end of the plan year b Retired or separated participants receiving benefits..... c Other retired or separated participants entitled to future benefits d Subtotal. Add lines 6a(2) , 6b , and 6c e Deceased participants whose beneficiaries are receiving or are entitled to receive benefits. f Total. Add lines 6d and 6e g(1) Number of participants with account balances as of the beginning of the plan year (only defined contribution plans complete this item) g(2) Number of participants with account balances as of the end of the plan year (only defined contribution plans complete this item) h Number of participants who terminated employment during the plan year with accrued benefits that were less than 100% vested.....	6a(1)	132
	6a(2)	173
	6b	
	6c	
	6d	173
	6e	
	6f	
	6g(1)	
6g(2)		
6h		
7 Enter the total number of employers obligated to contribute to the plan (only multiemployer plans complete this item)	7	

8a If the plan provides pension benefits, enter the applicable pension feature codes from the List of Plan Characteristics Codes in the instructions:

b If the plan provides welfare benefits, enter the applicable welfare feature codes from the List of Plan Characteristics Codes in the instructions:
4Q

9a Plan funding arrangement (check all that apply)	9b Plan benefit arrangement (check all that apply)
(1) <input type="checkbox"/> Insurance	(1) <input type="checkbox"/> Insurance
(2) <input type="checkbox"/> Code section 412(e)(3) insurance contracts	(2) <input type="checkbox"/> Code section 412(e)(3) insurance contracts
(3) <input type="checkbox"/> Trust	(3) <input type="checkbox"/> Trust
(4) <input checked="" type="checkbox"/> General assets of the sponsor	(4) <input checked="" type="checkbox"/> General assets of the sponsor

10 Check all applicable boxes in 10a and 10b to indicate which schedules are attached, and, where indicated, enter the number attached. (See instructions)

a Pension Schedules	b General Schedules
(1) <input type="checkbox"/> R (Retirement Plan Information)	(1) <input type="checkbox"/> H (Financial Information)
(2) <input type="checkbox"/> MB (Multiemployer Defined Benefit Plan and Certain Money Purchase Plan Actuarial Information) - signed by the plan actuary	(2) <input type="checkbox"/> I (Financial Information – Small Plan)
(3) <input type="checkbox"/> SB (Single-Employer Defined Benefit Plan Actuarial Information) - signed by the plan actuary	(3) <input type="checkbox"/> A (Insurance Information) – Number Attached _____
(4) <input type="checkbox"/> DCG (Individual Plan Information) – Number Attached _____	(4) <input type="checkbox"/> C (Service Provider Information)
(5) <input type="checkbox"/> MEP (Multiple-Employer Retirement Plan Information)	(5) <input type="checkbox"/> D (DFE/Participating Plan Information)
	(6) <input type="checkbox"/> G (Financial Transaction Schedules)

Part III Form M-1 Compliance Information (to be completed by welfare benefit plans)

11a If the plan provides welfare benefits, was the plan subject to the Form M-1 filing requirements during the plan year? (See instructions and 29 CFR 2520.101-2.) Yes No

If "Yes" is checked, complete lines 11b and 11c.

11b Is the plan currently in compliance with the Form M-1 filing requirements? (See instructions and 29 CFR 2520.101-2.) Yes No

11c Enter the Receipt Confirmation Code for the 2024 Form M-1 annual report. If the plan was not required to file the 2024 Form M-1 annual report, enter the Receipt Confirmation Code for the most recent Form M-1 that was required to be filed under the Form M-1 filing requirements. (Failure to enter a valid Receipt Confirmation Code will subject the Form 5500 filing to rejection as incomplete.)

Receipt Confirmation Code _____

Form 5500

Department of the Treasury
Internal Revenue Service

Department of Labor
Employee Benefits Security
Administration

Pension Benefit Guaranty Corporation

Annual Return/Report of Employee Benefit Plan

This form is required to be filed for employee benefit plans under sections 104 and 4065 of the Employee Retirement Income Security Act of 1974 (ERISA) and sections 6057(b) and 6058(a) of the Internal Revenue Code (the Code).

► Complete all entries in accordance with the instructions to the Form 5500.

OMB Nos. 1210 - 0110
1210 - 0089

2024


This Form is Open to
Public Inspection

Part I Annual Report Identification Information

For calendar plan year 2024 or fiscal plan year beginning 01/01/2024 and ending 12/31/2024



- A** This return/report is for: a multiple-employer plan a multiple-employer plan (filers checking this box must provide participating employer information in accordance with the form instructions.)
- a single-employer plan a DFE (specify) _____
- B** This return/report is: the first return/report the final return/report
- an amended return/report a short plan year return/report (less than 12 months)
- C** If the plan is a collectively-bargained plan, check here
- D** Check box if filing under: Form 5558 automatic extension the DFVC program
- special extension (enter description) _____
- E** If this is a retroactively adopted plan permitted by SECURE Act section 201, check here

Part II Basic Plan Information - enter all requested information

1a Name of plan PRAIRIE RIDGE HEALTH, INC. FLEXIBLE BENEFIT PLAN	1b Three-digit plan number (PN) ► 521
	1c Effective date of plan 06/01/1996
2a Plan sponsor's name (employer, if for a single-employer plan) Mailing address (include room, apt., suite no. and street, or P.O. Box) City or town, state or province, country, and ZIP or foreign postal code (if foreign, see instructions) PRAIRIE RIDGE HEALTH, INC. 1515 PARK AVENUE COLUMBUS WI 53925	2b Employer Identification Number (EIN) 39-1140373
	2c Plan Sponsor's telephone number 920-623-1279
	2d Business code (see instructions) 622000
	

Caution: A penalty for the late or incomplete filing of this return/report will be assessed unless reasonable cause is established.

Under penalties of perjury and other penalties set forth in the instructions, I declare that I have examined this return/report, including accompanying schedules, statements and attachments, as well as the electronic version of this return/report, and to the best of my knowledge and belief, it is true, correct, and complete.

SIGN HERE		7/21/25	ERIK SCHUELKE
	Signature of plan administrator	Date	Enter name of individual signing as plan administrator
SIGN HERE		7/21/25	ERIK SCHUELKE
	Signature of employer/plan sponsor	Date	Enter name of individual signing as employer or plan sponsor
SIGN HERE			
	Signature of DFE	Date	Enter name of individual signing as DFE

For Paperwork Reduction Act Notice, see the instructions for Form 5500.

Form 5500 (2024)
v. 240311

3a Plan administrator's name and address <input checked="" type="checkbox"/> Same as Plan Sponsor	3b Administrator's EIN 3c Administrator's telephone number <div style="border: 1px solid black; height: 30px; width: 100%;"></div>
--	--

4 If the name and/or EIN of the plan sponsor or the plan name has changed since the last return/report filed for this plan, enter the plan sponsor's name, EIN, the plan name and the plan number from the last return/report: a Sponsor's name c Plan Name	4b EIN 4d PN
--	-----------------------------------

5 Total number of participants at the beginning of the plan year	5	132
6 Number of participants as of the end of the plan year unless otherwise stated (welfare plans complete only lines 6a(1), 6a(2), 6b, 6c, and 6d).		
a (1) Total number of active participants at the beginning of the plan year	6a(1)	132
a (2) Total number of active participants at the end of the plan year	6a(2)	173
b Retired or separated participants receiving benefits	6b	
c Other retired or separated participants entitled to future benefits	6c	
d Subtotal. Add lines 6a(2), 6b, and 6c	6d	173
e Deceased participants whose beneficiaries are receiving or are entitled to receive benefits	6e	
f Total. Add lines 6d and 6e	6f	
g (1) Number of participants with account balances as of the beginning of the plan year (only defined contribution plans complete this item)	6g(1)	
(2) Number of participants with account balances as of the end of the plan year (only defined contribution plans complete this item)	6g(2)	
h Number of participants who terminated employment during the plan year with accrued benefits that were less than 100% vested	6h	
7 Enter the total number of employers obligated to contribute to the plan (only multiemployer plans complete this item)	7	

8a If the plan provides pension benefits, enter the applicable pension feature codes from the List of Plan Characteristics Codes in the instructions:

b If the plan provides welfare benefits, enter the applicable welfare feature codes from the List of Plan Characteristics Codes in the instructions:

4Q

9a Plan funding arrangement (check all that apply) (1) <input type="checkbox"/> Insurance (2) <input type="checkbox"/> Code section 412(e)(3) Insurance contracts (3) <input type="checkbox"/> Trust (4) <input checked="" type="checkbox"/> General assets of the sponsor	9b Plan benefit arrangement (check all that apply) (1) <input type="checkbox"/> Insurance (2) <input type="checkbox"/> Code section 412(e)(3) Insurance contracts (3) <input type="checkbox"/> Trust (4) <input checked="" type="checkbox"/> General assets of the sponsor
---	---

10 Check all applicable boxes in 10a and 10b to indicate which schedules are attached, and, where indicated, enter the number attached. (See instructions)

a Pension Schedules

- (1) **R** (Retirement Plan Information)
- (2) **MB** (Multiemployer Defined Benefit Plan and Certain Money Purchase Plan Actuarial Information) - signed by the plan actuary
- (3) **SB** (Single-Employer Defined Benefit Plan Actuarial Information) - signed by the plan actuary
- (4) **DCG** (Individual Plan Information) - Number Attached _____
- (5) **MEP** (Multiple-Employer Retirement Plan Information)

b General Schedules

- (1) **H** (Financial Information)
- (2) **I** (Financial Information - Small Plan)
- (3) **A** (Insurance Information) - Number Attached _____
- (4) **C** (Service Provider Information)
- (5) **D** (DFE/Participating Plan Information)
- (6) **G** (Financial Transaction Schedules)

Part III Form M-1 Compliance Information (to be completed by welfare benefit plans)

11a If the plan provides welfare benefits, was the plan subject to the Form M-1 filing requirements during the plan year? (See Instructions and 29 CFR 2520.101-2.) Yes No

If "Yes" is checked, complete lines 11b and 11c.

11b Is the plan currently in compliance with the Form M-1 filing requirements? (See Instructions and 29 CFR 2520.101-2.) ... Yes No

11c Enter the Receipt Confirmation Code for the 2024 Form M-1 annual report. If the plan was not required to file the 2024 Form M-1 annual report, enter the Receipt Confirmation Code for the most recent Form M-1 that was required to be filed under the Form M-1 filing requirements. (Failure to enter a valid Receipt Confirmation Code will subject the Form 5500 filing to rejection as incomplete.)

Receipt Confirmation Code _____