

Form 5500

Department of the Treasury
Internal Revenue Service

Department of Labor
Employee Benefits Security
Administration

Pension Benefit Guaranty Corporation

Annual Return/Report of Employee Benefit Plan

This form is required to be filed for employee benefit plans under sections 104 and 4065 of the Employee Retirement Income Security Act of 1974 (ERISA) and sections 6057(b) and 6058(a) of the Internal Revenue Code (the Code).

▶ Complete all entries in accordance with the instructions to the Form 5500.

OMB Nos. 1210-0110
1210-0089

2024

This Form is Open to Public Inspection

Part I Annual Report Identification Information

For calendar plan year 2024 or fiscal plan year beginning 01/01/2024 and ending 12/31/2024

- A This return/report is for: [X] a multiemployer plan [] a multiple-employer plan (Filers checking this box must provide participating employer information in accordance with the form instructions.) [] a single-employer plan [] a DFE (specify) ____
B This return/report is: [] the first return/report [] the final return/report [] an amended return/report [] a short plan year return/report (less than 12 months)
C If the plan is a collectively-bargained plan, check here. [X]
D Check box if filing under: [] Form 5558 [] automatic extension [] the DFVC program [] special extension (enter description)
E If this is a retroactively adopted plan permitted by SECURE Act section 201, check here. []

Part II Basic Plan Information—enter all requested information

1a Name of plan LOCAL 464A EDUCATIONAL BENEFIT FUND
1b Three-digit plan number (PN) ▶ 502
1c Effective date of plan 04/01/1979
2a Plan sponsor's name (employer, if for a single-employer plan) Mailing address (include room, apt., suite no. and street, or P.O. Box) City or town, state or province, country, and ZIP or foreign postal code (if foreign, see instructions) LOCAL 464A EDUCATIONAL BENEFIT FUND 245 PATERSON AVENUE LITTLE FALLS, NJ 07424-1607
2b Employer Identification Number (EIN) 22-2230709
2c Plan Sponsor's telephone number 973-256-6790
2d Business code (see instructions) 611000

Caution: A penalty for the late or incomplete filing of this return/report will be assessed unless reasonable cause is established.

Under penalties of perjury and other penalties set forth in the instructions, I declare that I have examined this return/report, including accompanying schedules, statements and attachments, as well as the electronic version of this return/report, and to the best of my knowledge and belief, it is true, correct, and complete.

Table with 4 columns: SIGN HERE, Signature, Date, and Name. Rows include plan administrator (JOHN T. NICCOLLAI), employer/plan sponsor (PATRICK DURNING), and DFE.

For Paperwork Reduction Act Notice, see the Instructions for Form 5500.

Form 5500 (2024) v. 240311

3a Plan administrator's name and address <input checked="" type="checkbox"/> Same as Plan Sponsor	3b Administrator's EIN	
	3c Administrator's telephone number	
4 If the name and/or EIN of the plan sponsor or the plan name has changed since the last return/report filed for this plan, enter the plan sponsor's name, EIN, the plan name and the plan number from the last return/report: a Sponsor's name c Plan Name	4b EIN	
	4d PN	
5 Total number of participants at the beginning of the plan year	5	11569
6 Number of participants as of the end of the plan year unless otherwise stated (welfare plans complete only lines 6a(1) , 6a(2) , 6b , 6c , and 6d). a(1) Total number of active participants at the beginning of the plan year a(2) Total number of active participants at the end of the plan year b Retired or separated participants receiving benefits..... c Other retired or separated participants entitled to future benefits d Subtotal. Add lines 6a(2) , 6b , and 6c e Deceased participants whose beneficiaries are receiving or are entitled to receive benefits. f Total. Add lines 6d and 6e g(1) Number of participants with account balances as of the beginning of the plan year (only defined contribution plans complete this item) g(2) Number of participants with account balances as of the end of the plan year (only defined contribution plans complete this item) h Number of participants who terminated employment during the plan year with accrued benefits that were less than 100% vested.....	6a(1)	11569
	6a(2)	12827
	6b	
	6c	
	6d	12827
	6e	
	6f	
	6g(1)	
6g(2)		
6h		
7 Enter the total number of employers obligated to contribute to the plan (only multiemployer plans complete this item)	7	83

8a If the plan provides pension benefits, enter the applicable pension feature codes from the List of Plan Characteristics Codes in the instructions:

b If the plan provides welfare benefits, enter the applicable welfare feature codes from the List of Plan Characteristics Codes in the instructions:

4Q

9a Plan funding arrangement (check all that apply)	9b Plan benefit arrangement (check all that apply)
(1) <input type="checkbox"/> Insurance	(1) <input type="checkbox"/> Insurance
(2) <input type="checkbox"/> Code section 412(e)(3) insurance contracts	(2) <input type="checkbox"/> Code section 412(e)(3) insurance contracts
(3) <input checked="" type="checkbox"/> Trust	(3) <input checked="" type="checkbox"/> Trust
(4) <input type="checkbox"/> General assets of the sponsor	(4) <input type="checkbox"/> General assets of the sponsor

10 Check all applicable boxes in 10a and 10b to indicate which schedules are attached, and, where indicated, enter the number attached. (See instructions)

a Pension Schedules

- (1) **R** (Retirement Plan Information)
- (2) **MB** (Multiemployer Defined Benefit Plan and Certain Money Purchase Plan Actuarial Information) - signed by the plan actuary
- (3) **SB** (Single-Employer Defined Benefit Plan Actuarial Information) - signed by the plan actuary
- (4) **DCG** (Individual Plan Information) – Number Attached _____
- (5) **MEP** (Multiple-Employer Retirement Plan Information)

b General Schedules

- (1) **H** (Financial Information)
- (2) **I** (Financial Information – Small Plan)
- (3) **A** (Insurance Information) – Number Attached _____
- (4) **C** (Service Provider Information)
- (5) **D** (DFE/Participating Plan Information)
- (6) **G** (Financial Transaction Schedules)

Part III Form M-1 Compliance Information (to be completed by welfare benefit plans)

11a If the plan provides welfare benefits, was the plan subject to the Form M-1 filing requirements during the plan year? (See instructions and 29 CFR 2520.101-2.) Yes No

If "Yes" is checked, complete lines 11b and 11c.

11b Is the plan currently in compliance with the Form M-1 filing requirements? (See instructions and 29 CFR 2520.101-2.) Yes No

11c Enter the Receipt Confirmation Code for the 2024 Form M-1 annual report. If the plan was not required to file the 2024 Form M-1 annual report, enter the Receipt Confirmation Code for the most recent Form M-1 that was required to be filed under the Form M-1 filing requirements. (Failure to enter a valid Receipt Confirmation Code will subject the Form 5500 filing to rejection as incomplete.)

Receipt Confirmation Code _____

SCHEDULE C (Form 5500) <small>Department of the Treasury Internal Revenue Service</small> <small>Department of Labor Employee Benefits Security Administration</small> <small>Pension Benefit Guaranty Corporation</small>	Service Provider Information This schedule is required to be filed under section 104 of the Employee Retirement Income Security Act of 1974 (ERISA). ▶ File as an attachment to Form 5500.	<small>OMB No. 1210-0110</small> 2024 This Form is Open to Public Inspection.
--	--	---

For calendar plan year 2024 or fiscal plan year beginning **01/01/2024** and ending **12/31/2024**

A Name of plan LOCAL 464A EDUCATIONAL BENEFIT FUND	B Three-digit plan number (PN) ▶	502
C Plan sponsor's name as shown on line 2a of Form 5500 LOCAL 464A EDUCATIONAL BENEFIT FUND	D Employer Identification Number (EIN) 22-2230709	

Part I Service Provider Information (see instructions)

You must complete this Part, in accordance with the instructions, to report the information required for **each person** who received, directly or indirectly, \$5,000 or more in total compensation (i.e., money or anything else of monetary value) in connection with services rendered to the plan or the person's position with the plan during the plan year. If a person received **only** eligible indirect compensation for which the plan received the required disclosures, you are required to answer line 1 but are not required to include that person when completing the remainder of this Part.

1 Information on Persons Receiving Only Eligible Indirect Compensation

a Check "Yes" or "No" to indicate whether you are excluding a person from the remainder of this Part because they received only eligible indirect compensation for which the plan received the required disclosures (see instructions for definitions and conditions)... Yes No

b If you answered line 1a "Yes," enter the name and EIN or address of each person providing the required disclosures for the service providers who received only eligible indirect compensation. Complete as many entries as needed (see instructions).

(b) Enter name and EIN or address of person who provided you disclosures on eligible indirect compensation

(b) Enter name and EIN or address of person who provided you disclosures on eligible indirect compensation

(b) Enter name and EIN or address of person who provided you disclosures on eligible indirect compensation

(b) Enter name and EIN or address of person who provided you disclosures on eligible indirect compensation

(b) Enter name and EIN or address of person who provided you disclosures on eligible indirect compensation

(b) Enter name and EIN or address of person who provided you disclosures on eligible indirect compensation

(b) Enter name and EIN or address of person who provided you disclosures on eligible indirect compensation

(b) Enter name and EIN or address of person who provided you disclosures on eligible indirect compensation

(b) Enter name and EIN or address of person who provided you disclosures on eligible indirect compensation

(b) Enter name and EIN or address of person who provided you disclosures on eligible indirect compensation

(b) Enter name and EIN or address of person who provided you disclosures on eligible indirect compensation

(b) Enter name and EIN or address of person who provided you disclosures on eligible indirect compensation

2. Information on Other Service Providers Receiving Direct or Indirect Compensation. Except for those persons for whom you answered "Yes" to line 1a above, complete as many entries as needed to list each person receiving, directly or indirectly, \$5,000 or more in total compensation (i.e., money or anything else of value) in connection with services rendered to the plan or their position with the plan during the plan year. (See instructions).

(a) Enter name and EIN or address (see instructions)

MATTHEW DURANTE

22-2230709

(b) Service Code(s)	(c) Relationship to employer, employee organization, or person known to be a party-in-interest	(d) Enter direct compensation paid by the plan. If none, enter -0-.	(e) Did service provider receive indirect compensation? (sources other than plan or plan sponsor)	(f) Did indirect compensation include eligible indirect compensation, for which the plan received the required disclosures?	(g) Enter total indirect compensation received by service provider excluding eligible indirect compensation for which you answered "Yes" to element (f). If none, enter -0-.	(h) Did the service provider give you a formula instead of an amount or estimated amount?
30	EMPLOYEE	176084	Yes <input type="checkbox"/> No <input checked="" type="checkbox"/>	Yes <input type="checkbox"/> No <input type="checkbox"/>		Yes <input type="checkbox"/> No <input type="checkbox"/>

(a) Enter name and EIN or address (see instructions)

PNC BANK NA

22-1146430

(b) Service Code(s)	(c) Relationship to employer, employee organization, or person known to be a party-in-interest	(d) Enter direct compensation paid by the plan. If none, enter -0-.	(e) Did service provider receive indirect compensation? (sources other than plan or plan sponsor)	(f) Did indirect compensation include eligible indirect compensation, for which the plan received the required disclosures?	(g) Enter total indirect compensation received by service provider excluding eligible indirect compensation for which you answered "Yes" to element (f). If none, enter -0-.	(h) Did the service provider give you a formula instead of an amount or estimated amount?
51		12832	Yes <input type="checkbox"/> No <input checked="" type="checkbox"/>	Yes <input type="checkbox"/> No <input type="checkbox"/>		Yes <input type="checkbox"/> No <input type="checkbox"/>

(a) Enter name and EIN or address (see instructions)

ROSENBERG RICH BAKER BERMAN & CO.

22-3271252

(b) Service Code(s)	(c) Relationship to employer, employee organization, or person known to be a party-in-interest	(d) Enter direct compensation paid by the plan. If none, enter -0-.	(e) Did service provider receive indirect compensation? (sources other than plan or plan sponsor)	(f) Did indirect compensation include eligible indirect compensation, for which the plan received the required disclosures?	(g) Enter total indirect compensation received by service provider excluding eligible indirect compensation for which you answered "Yes" to element (f). If none, enter -0-.	(h) Did the service provider give you a formula instead of an amount or estimated amount?
10		10358	Yes <input type="checkbox"/> No <input checked="" type="checkbox"/>	Yes <input type="checkbox"/> No <input type="checkbox"/>		Yes <input type="checkbox"/> No <input type="checkbox"/>

2. Information on Other Service Providers Receiving Direct or Indirect Compensation. Except for those persons for whom you answered "Yes" to line 1a above, complete as many entries as needed to list each person receiving, directly or indirectly, \$5,000 or more in total compensation (i.e., money or anything else of value) in connection with services rendered to the plan or their position with the plan during the plan year. (See instructions).

(a) Enter name and EIN or address (see instructions)

HEALTH PLAN SYSTEMS, INC.

2025 STATE ROUTE 27-SUITE 340
EDISON, NJ 08817

01-0589640

(b) Service Code(s)	(c) Relationship to employer, employee organization, or person known to be a party-in-interest	(d) Enter direct compensation paid by the plan. If none, enter -0-.	(e) Did service provider receive indirect compensation? (sources other than plan or plan sponsor)	(f) Did indirect compensation include eligible indirect compensation, for which the plan received the required disclosures?	(g) Enter total indirect compensation received by service provider excluding eligible indirect compensation for which you answered "Yes" to element (f). If none, enter -0-.	(h) Did the service provider give you a formula instead of an amount or estimated amount?
49	NONE	8403	Yes <input type="checkbox"/> No <input checked="" type="checkbox"/>	Yes <input type="checkbox"/> No <input type="checkbox"/>		Yes <input type="checkbox"/> No <input type="checkbox"/>

(a) Enter name and EIN or address (see instructions)

MURPHY ANDERSON PLLC

26-3092374

(b) Service Code(s)	(c) Relationship to employer, employee organization, or person known to be a party-in-interest	(d) Enter direct compensation paid by the plan. If none, enter -0-.	(e) Did service provider receive indirect compensation? (sources other than plan or plan sponsor)	(f) Did indirect compensation include eligible indirect compensation, for which the plan received the required disclosures?	(g) Enter total indirect compensation received by service provider excluding eligible indirect compensation for which you answered "Yes" to element (f). If none, enter -0-.	(h) Did the service provider give you a formula instead of an amount or estimated amount?
29		8100	Yes <input type="checkbox"/> No <input checked="" type="checkbox"/>	Yes <input type="checkbox"/> No <input type="checkbox"/>		Yes <input type="checkbox"/> No <input type="checkbox"/>

(a) Enter name and EIN or address (see instructions)

(b) Service Code(s)	(c) Relationship to employer, employee organization, or person known to be a party-in-interest	(d) Enter direct compensation paid by the plan. If none, enter -0-.	(e) Did service provider receive indirect compensation? (sources other than plan or plan sponsor)	(f) Did indirect compensation include eligible indirect compensation, for which the plan received the required disclosures?	(g) Enter total indirect compensation received by service provider excluding eligible indirect compensation for which you answered "Yes" to element (f). If none, enter -0-.	(h) Did the service provider give you a formula instead of an amount or estimated amount?
			Yes <input type="checkbox"/> No <input type="checkbox"/>	Yes <input type="checkbox"/> No <input type="checkbox"/>		Yes <input type="checkbox"/> No <input type="checkbox"/>

Part I Service Provider Information (continued)

3. If you reported on line 2 receipt of indirect compensation, other than eligible indirect compensation, by a service provider, and the service provider is a fiduciary or provides contract administrator, consulting, custodial, investment advisory, investment management, broker, or recordkeeping services, answer the following questions for (a) each source from whom the service provider received \$1,000 or more in indirect compensation and (b) each source for whom the service provider gave you a formula used to determine the indirect compensation instead of an amount or estimated amount of the indirect compensation. Complete as many entries as needed to report the required information for each source.

(a) Enter service provider name as it appears on line 2	(b) Service Codes (see instructions)	(c) Enter amount of indirect compensation
(d) Enter name and EIN (address) of source of indirect compensation	(e) Describe the indirect compensation, including any formula used to determine the service provider's eligibility for or the amount of the indirect compensation.	
(a) Enter service provider name as it appears on line 2	(b) Service Codes (see instructions)	(c) Enter amount of indirect compensation
(d) Enter name and EIN (address) of source of indirect compensation	(e) Describe the indirect compensation, including any formula used to determine the service provider's eligibility for or the amount of the indirect compensation.	
(a) Enter service provider name as it appears on line 2	(b) Service Codes (see instructions)	(c) Enter amount of indirect compensation
(d) Enter name and EIN (address) of source of indirect compensation	(e) Describe the indirect compensation, including any formula used to determine the service provider's eligibility for or the amount of the indirect compensation.	

Part II Service Providers Who Fail or Refuse to Provide Information

4 Provide, to the extent possible, the following information for each service provider who failed or refused to provide the information necessary to complete this Schedule.

(a) Enter name and EIN or address of service provider (see instructions)	(b) Nature of Service Code(s)	(c) Describe the information that the service provider failed or refused to provide

(a) Enter name and EIN or address of service provider (see instructions)	(b) Nature of Service Code(s)	(c) Describe the information that the service provider failed or refused to provide

(a) Enter name and EIN or address of service provider (see instructions)	(b) Nature of Service Code(s)	(c) Describe the information that the service provider failed or refused to provide

(a) Enter name and EIN or address of service provider (see instructions)	(b) Nature of Service Code(s)	(c) Describe the information that the service provider failed or refused to provide

(a) Enter name and EIN or address of service provider (see instructions)	(b) Nature of Service Code(s)	(c) Describe the information that the service provider failed or refused to provide

(a) Enter name and EIN or address of service provider (see instructions)	(b) Nature of Service Code(s)	(c) Describe the information that the service provider failed or refused to provide

Part III Termination Information on Accountants and Enrolled Actuaries (see instructions)
(complete as many entries as needed)

a Name:	b EIN:
c Position:	
d Address:	e Telephone:

Explanation:

a Name:	b EIN:
c Position:	
d Address:	e Telephone:

Explanation:

a Name:	b EIN:
c Position:	
d Address:	e Telephone:

Explanation:

a Name:	b EIN:
c Position:	
d Address:	e Telephone:

Explanation:

a Name:	b EIN:
c Position:	
d Address:	e Telephone:

Explanation:

SCHEDULE H (Form 5500) <small>Department of the Treasury Internal Revenue Service</small> <small>Department of Labor Employee Benefits Security Administration</small> <small>Pension Benefit Guaranty Corporation</small>	Financial Information This schedule is required to be filed under section 104 of the Employee Retirement Income Security Act of 1974 (ERISA), and section 6058(a) of the Internal Revenue Code (the Code). ▶ File as an attachment to Form 5500.	<small>OMB No. 1210-0110</small> 2024 This Form is Open to Public Inspection
--	--	--

For calendar plan year 2024 or fiscal plan year beginning 01/01/2024 and ending 12/31/2024	
A Name of plan LOCAL 464A EDUCATIONAL BENEFIT FUND	B Three-digit plan number (PN) ▶ 502
C Plan sponsor's name as shown on line 2a of Form 5500 LOCAL 464A EDUCATIONAL BENEFIT FUND	D Employer Identification Number (EIN) 22-2230709

Part I	Asset and Liability Statement
---------------	--------------------------------------

1 Current value of plan assets and liabilities at the beginning and end of the plan year. Combine the value of plan assets held in more than one trust. Report the value of the plan's interest in a commingled fund containing the assets of more than one plan on a line-by-line basis unless the value is reportable on lines 1c(9) through 1c(14). Do not enter the value of that portion of an insurance contract which guarantees, during this plan year, to pay a specific dollar benefit at a future date. **Round off amounts to the nearest dollar.** MTIAs, CCTs, PSAs, and 103-12 IEs do not complete lines 1b(1), 1b(2), 1c(8), 1g, 1h, and 1i. CCTs, PSAs, and 103-12 IEs also do not complete lines 1d and 1e. See instructions.

		(a) Beginning of Year	(b) End of Year
Assets			
a Total noninterest-bearing cash	1a	25300	13665
b Receivables (less allowance for doubtful accounts):			
(1) Employer contributions	1b(1)	7883	7114
(2) Participant contributions	1b(2)		
(3) Other	1b(3)	21976	16911
c General investments:			
(1) Interest-bearing cash (include money market accounts & certificates of deposit)	1c(1)	126252	182980
(2) U.S. Government securities	1c(2)	1633213	1325941
(3) Corporate debt instruments (other than employer securities):			
(A) Preferred	1c(3)(A)		
(B) All other	1c(3)(B)	317381	428395
(4) Corporate stocks (other than employer securities):			
(A) Preferred	1c(4)(A)		
(B) Common	1c(4)(B)	4657809	5787916
(5) Partnership/joint venture interests	1c(5)		
(6) Real estate (other than employer real property)	1c(6)		
(7) Loans (other than to participants)	1c(7)		
(8) Participant loans	1c(8)		
(9) Value of interest in common/collective trusts	1c(9)		
(10) Value of interest in pooled separate accounts	1c(10)		
(11) Value of interest in master trust investment accounts	1c(11)		
(12) Value of interest in 103-12 investment entities	1c(12)		
(13) Value of interest in registered investment companies (e.g., mutual funds)	1c(13)		
(14) Value of funds held in insurance company general account (unallocated contracts)	1c(14)		
(15) Other	1c(15)	16185	12520

1d Employer-related investments:		(a) Beginning of Year	(b) End of Year
(1) Employer securities.....	1d(1)		
(2) Employer real property.....	1d(2)		
e Buildings and other property used in plan operation.....	1e	44450	33081
f Total assets (add all amounts in lines 1a through 1e).....	1f	6850449	7808523
Liabilities			
g Benefit claims payable.....	1g		
h Operating payables.....	1h	8208	8563
i Acquisition indebtedness.....	1i		
j Other liabilities.....	1j	45342	34075
k Total liabilities (add all amounts in lines 1g through 1j).....	1k	53550	42638
Net Assets			
l Net assets (subtract line 1k from line 1f).....	1l	6796899	7765885

Part II Income and Expense Statement

2 Plan income, expenses, and changes in net assets for the year. Include all income and expenses of the plan, including any trust(s) or separately maintained fund(s) and any payments/receipts to/from insurance carriers. Round off amounts to the nearest dollar. MTIAs, CCTs, PSAs, and 103-12 IEs do not complete lines 2a, 2b(1)(E), 2e, 2f, and 2g.

Income		(a) Amount	(b) Total
a Contributions:			
(1) Received or receivable in cash from: (A) Employers.....	2a(1)(A)	178339	
(B) Participants.....	2a(1)(B)		
(C) Others (including rollovers).....	2a(1)(C)		
(2) Noncash contributions.....	2a(2)		
(3) Total contributions. Add lines 2a(1)(A) , (B) , (C) , and line 2a(2)	2a(3)		178339
b Earnings on investments:			
(1) Interest:			
(A) Interest-bearing cash (including money market accounts and certificates of deposit).....	2b(1)(A)	14708	
(B) U.S. Government securities.....	2b(1)(B)		
(C) Corporate debt instruments.....	2b(1)(C)	51143	
(D) Loans (other than to participants).....	2b(1)(D)		
(E) Participant loans.....	2b(1)(E)		
(F) Other.....	2b(1)(F)		
(G) Total interest. Add lines 2b(1)(A) through (F)	2b(1)(G)		65851
(2) Dividends:			
(A) Preferred stock.....	2b(2)(A)		
(B) Common stock.....	2b(2)(B)	68651	
(C) Registered investment company shares (e.g. mutual funds).....	2b(2)(C)		
(D) Total dividends. Add lines 2b(2)(A) , (B) , and (C)	2b(2)(D)		68651
(3) Rents.....	2b(3)		
(4) Net gain (loss) on sale of assets:			
(A) Aggregate proceeds.....	2b(4)(A)	1678484	
(B) Aggregate carrying amount (see instructions).....	2b(4)(B)	1390310	
(C) Subtract line 2b(4)(B) from line 2b(4)(A) and enter result.....	2b(4)(C)		288174
(5) Unrealized appreciation (depreciation) of assets:			
(A) Real estate.....	2b(5)(A)		
(B) Other.....	2b(5)(B)	749155	
(C) Total unrealized appreciation of assets. Add lines 2b(5)(A) and (B)	2b(5)(C)		

		(a) Amount	(b) Total
(6) Net investment gain (loss) from common/collective trusts	2b(6)		
(7) Net investment gain (loss) from pooled separate accounts	2b(7)		
(8) Net investment gain (loss) from master trust investment accounts	2b(8)		
(9) Net investment gain (loss) from 103-12 investment entities	2b(9)		
(10) Net investment gain (loss) from registered investment companies (e.g., mutual funds)	2b(10)		
c Other income	2c		
d Total income. Add all income amounts in column (b) and enter total.....	2d		1350170

Expenses

e Benefit payment and payments to provide benefits:			
(1) Directly to participants or beneficiaries, including direct rollovers.....	2e(1)	84000	
(2) To insurance carriers for the provision of benefits	2e(2)		
(3) Other.....	2e(3)		
(4) Total benefit payments. Add lines 2e(1) through (3)	2e(4)		84000
f Corrective distributions (see instructions)	2f		
g Certain deemed distributions of participant loans (see instructions).....	2g		
h Interest expense.....	2h		
i Administrative expenses:			
(1) Salaries and allowances	2i(1)		
(2) Contract administrator fees	2i(2)		
(3) Recordkeeping fees	2i(3)		
(4) IQPA audit fees	2i(4)		
(5) Investment advisory and investment management fees	2i(5)	12832	
(6) Bank or trust company trustee/custodial fees	2i(6)		
(7) Actuarial fees	2i(7)		
(8) Legal fees	2i(8)		
(9) Valuation/appraisal fees	2i(9)		
(10) Other trustee fees and expenses	2i(10)		
(11) Other expenses.....	2i(11)	284352	
(12) Total administrative expenses. Add lines 2i(1) through (11)	2i(12)		297184
j Total expenses. Add all expense amounts in column (b) and enter total.....	2j		381184

Net Income and Reconciliation

k Net income (loss). Subtract line 2j from line 2d	2k		968986
l Transfers of assets:			
(1) To this plan.....	2l(1)		
(2) From this plan	2l(2)		

Part III Accountant's Opinion

3 Complete lines 3a through 3c if the opinion of an independent qualified public accountant is attached to this Form 5500. Complete line 3d if an opinion is not attached.

a The attached opinion of an independent qualified public accountant for this plan is (see instructions):

(1) Unmodified (2) Qualified (3) Disclaimer (4) Adverse

b Check the appropriate box(es) to indicate whether the IQPA performed an ERISA section 103(a)(3)(C) audit. Check both boxes (1) and (2) if the audit was performed pursuant to both 29 CFR 2520.103-8 and 29 CFR 2520.103-12(d). Check box (3) if pursuant to neither.

(1) DOL Regulation 2520.103-8 (2) DOL Regulation 2520.103-12(d) (3) neither DOL Regulation 2520.103-8 nor DOL Regulation 2520.103-12(d).

c Enter the name and EIN of the accountant (or accounting firm) below:

(1) Name: ROSENBERG RICH BAKER BERMAN, P.A.

(2) EIN: 22-3271252

d The opinion of an independent qualified public accountant is **not attached** as part of Schedule H because:

(1) This form is filed for a CCT, PSA, DCG or MTIA. (2) It will be attached to the next Form 5500 pursuant to 29 CFR 2520.104-50.

Part IV Compliance Questions

4 CCTs and PSAs do not complete Part IV. MTIAs, 103-12 IEs, and GIAs do not complete lines 4a, 4e, 4f, 4g, 4h, 4k, 4m, 4n, or 5. 103-12 IEs also do not complete lines 4j and 4l. MTIAs also do not complete line 4l. DCGs do not complete lines 4e, 4f, 4k, 4l, and 5, and DCGs generally complete the rest of Part IV collectively for all plans in the DCG, except as otherwise provided (see instructions).

During the plan year:

	Yes	No	Amount
a Was there a failure to transmit to the plan any participant contributions within the time period described in 29 CFR 2510.3-102? Continue to answer "Yes" for any prior year failures until fully corrected. (See instructions and DOL's Voluntary Fiduciary Correction Program.)		X	
b Were any loans by the plan or fixed income obligations due the plan in default as of the close of the plan year or classified during the year as uncollectible? Disregard participant loans secured by participant's account balance. (Attach Schedule G (Form 5500) Part I if "Yes" is checked.)		X	
c Were any leases to which the plan was a party in default or classified during the year as uncollectible? (Attach Schedule G (Form 5500) Part II if "Yes" is checked.)		X	
d Were there any nonexempt transactions with any party-in-interest? (Do not include transactions reported on line 4a. Attach Schedule G (Form 5500) Part III if "Yes" is checked.)		X	
e Was this plan covered by a fidelity bond?	X		500000
f Did the plan have a loss, whether or not reimbursed by the plan's fidelity bond, that was caused by fraud or dishonesty?		X	
g Did the plan hold any assets whose current value was neither readily determinable on an established market nor set by an independent third party appraiser?		X	
h Did the plan receive any noncash contributions whose value was neither readily determinable on an established market nor set by an independent third party appraiser?		X	
i Did the plan have assets held for investment? (Attach schedule(s) of assets if "Yes" is checked, and see instructions for format requirements.)	X		
j Were any plan transactions or series of transactions in excess of 5% of the current value of plan assets? (Attach schedule of transactions if "Yes" is checked and see instructions for format requirements.)	X		
k Were all the plan assets either distributed to participants or beneficiaries, transferred to another plan, or brought under the control of the PBGC?		X	
l Has the plan failed to provide any benefit when due under the plan?		X	
m If this is an individual account plan, was there a blackout period? (See instructions and 29 CFR 2520.101-3.)		X	
n If 4m was answered "Yes," check the "Yes" box if you either provided the required notice or one of the exceptions to providing the notice applied under 29 CFR 2520.101-3.		X	

5a Has a resolution to terminate the plan been adopted during the plan year or any prior plan year? Yes No
If "Yes," enter the amount of any plan assets that reverted to the employer this year _____.

5b If, during this plan year, any assets or liabilities were transferred from this plan to another plan(s), identify the plan(s) to which assets or liabilities were transferred. (See instructions.)

5b(1) Name of plan(s)	5b(2) EIN(s)	5b(3) PN(s)

5c Was the plan a defined benefit plan covered under the PBGC insurance program at any time during this plan year? (See ERISA section 4021 and instructions.) Yes No Not determined

If "Yes" is checked, enter the My PAA confirmation number from the PBGC premium filing for this plan year _____.

Local 464A Educational Benefit Fund
Financial Statements
and Supplementary Information
Years Ended December 31, 2024 and 2023

**Local 464A Educational Benefit Fund
Index to the Financial Statements
and Supplementary Information
Years Ended December 31, 2024 and 2023**

	Page
Independent Auditor's Report	1-3
Financial Statements:	
Statements of Net Assets Available for Benefits	4
Statements of Changes in Net Assets Available for Benefits	5
Notes to the Financial Statements	6-12
Supplementary Information:	
Schedule of Assets (Held at End of Year)	13-43
Schedule of Reportable Transactions	44-47



Independent Auditor's Report

To the Board of Trustees of the
Local 464A Educational Benefit Fund:

Opinion

We have audited the accompanying financial statements of the Local 464A Educational Benefit Fund, an employee benefit plan subject to the Employee Retirement Income Security Act of 1974 (ERISA), which comprise the statements of net assets available for benefits as of December 31, 2024 and 2023, the related statements of changes in net assets available for benefits for the years then ended, and the related notes to the financial statements.

In our opinion, the financial statements referred to above present fairly, in all material respects, the net assets available for benefits of the Local 464A Educational Benefit Fund as of December 31, 2024 and 2023, and the changes in its net assets available for benefits for the years then ended, in accordance with accounting principles generally accepted in the United States of America.

Basis for Opinion

We conducted our audits in accordance with auditing standards generally accepted in the United States of America. Our responsibilities under those standards are further described in the Auditor's Responsibilities for the Audit of the Financial Statements section of our report. We are required to be independent of the Local 464A Educational Benefit Fund and to meet our other ethical responsibilities, in accordance with the relevant ethical requirements relating to our audits. We believe that the audit evidence we have obtained is sufficient and appropriate to provide a basis for our audit opinion.

Responsibilities of Management for the Financial Statements

Management is responsible for the preparation and fair presentation of the financial statements in accordance with accounting principles generally accepted in the United States of America, and for the design, implementation, and maintenance of internal control relevant to the preparation and fair presentation of financial statements that are free from material misstatement, whether due to fraud or error.

In preparing the financial statements, management is required to evaluate whether there are conditions or events, considered in the aggregate, that raise substantial doubt about the Local 464A Educational Benefit Fund's ability to continue as a going concern for one year after the date the financial statements are available to be issued.

Management is also responsible for maintaining a current plan instrument, including all plan amendments; administering the plan; and determining that the plan's transactions that are presented and disclosed in the financial statements are in conformity with the plan's provisions, including maintaining sufficient records with respect to each of the participants, to determine the benefits due or which may become due to such participants.



ROSENBERG RICH BAKER BERMAN, P.A.

To the Board of Trustees of the
Local 464A Educational Benefit Fund

Auditor's Responsibilities for the Audit of the Financial Statements

Our objectives are to obtain reasonable assurance about whether the financial statements as a whole are free from material misstatement, whether due to fraud or error, and to issue an auditor's report that includes our opinion. Reasonable assurance is a high level of assurance but is not absolute assurance and therefore is not a guarantee that an audit conducted in accordance with generally accepted auditing standards will always detect a material misstatement when it exists. The risk of not detecting a material misstatement resulting from fraud is higher than for one resulting from error, as fraud may involve collusion, forgery, intentional omissions, misrepresentations, or the override of internal control. Misstatements are considered material if there is a substantial likelihood that, individually or in the aggregate, they would influence the judgment made by a reasonable user based on the financial statements.

In performing an audit in accordance with generally accepted auditing standards, we:

- Exercise professional judgment and maintain professional skepticism throughout the audit.
- Identify and assess the risks of material misstatement of the financial statements, whether due to fraud or error, and design and perform audit procedures responsive to those risks. Such procedures include examining, on a test basis, evidence regarding the amounts and disclosures in the financial statements.
- Obtain an understanding of internal control relevant to the audit in order to design audit procedures that are appropriate in the circumstances, but not for the purpose of expressing an opinion on the effectiveness of the Local 464A Educational Benefit Fund's internal control. Accordingly, no such opinion is expressed.
- Evaluate the appropriateness of accounting policies used and the reasonableness of significant accounting estimates made by management, as well as evaluate the overall presentation of the financial statements.
- Conclude whether, in our judgment, there are conditions or events, considered in the aggregate, that raise substantial doubt about the Local 464A Educational Benefit Fund's ability to continue as a going concern for a reasonable period of time.

We are required to communicate with those charged with governance regarding, among other matters, the planned scope and timing of the audit, significant audit findings, and certain internal control-related matters that we identified during the audit.

Supplemental Schedules Required by ERISA

Our audits were conducted for the purpose of forming an opinion on the financial statements as a whole. The supplemental schedules of Assets (Held at End of Year) as of December 31, 2024 and Reportable Transactions for the year ended December 31, 2024 are presented for purposes of additional analysis and are not a required part of the financial statements but are supplementary information required by the Department of Labor's Rules and Regulations for Reporting and Disclosure under ERISA.



ROSENBERG RICH BAKER BERMAN, P.A.

To the Board of Trustees of the
Local 464A Educational Benefit Fund

Supplemental Schedules Required by ERISA (continued)

Such information is the responsibility of management and was derived from and relates directly to the underlying accounting and other records used to prepare the financial statements. The information has been subjected to the auditing procedures applied in the audits of the financial statements and certain additional procedures, including comparing and reconciling such information directly to the underlying accounting and other records used to prepare the financial statements or to the financial statements themselves, and other additional procedures in accordance with generally accepted auditing standards.

In forming our opinion on the supplemental schedules, we evaluated whether the supplemental schedules, including their form and content, are presented in conformity with the Department of Labor's Rules and Regulations for Reporting and Disclosure under ERISA.

In our opinion, the information in the accompanying schedules is fairly stated, in all material respects, in relation to the financial statements as a whole, and the form and content are presented in conformity with the Department of Labor's Rules and Regulations for Reporting and Disclosure under ERISA.

Rosenberg Rich Baker Berman, P.A.

Somerset, New Jersey
July 24, 2025

Local 464A Educational Benefit Fund
Statements of Net Assets Available for Benefits

	December 31,	
	2024	2023
Assets		
Investments at fair market value:		
Short-term investments	\$ 182,980	\$ 126,252
Common stock	5,787,916	4,657,809
Corporate bonds	428,395	317,381
U.S. government securities	1,165,101	1,469,793
Asset-backed securities	<u>160,840</u>	<u>163,420</u>
	<u>7,725,232</u>	<u>6,734,655</u>
Receivables and prepaid expenses:		
Employers' contributions receivable	7,114	7,883
Accrued investment income receivable	15,120	21,347
Prepaid expenses	<u>1,791</u>	<u>629</u>
	<u>24,025</u>	<u>29,859</u>
Cash and cash equivalents	13,665	25,300
Property and Equipment, net of accumulated depreciation	-	-
Right of Use Asset, operating lease	33,081	44,450
Software, net of accumulated amortization	<u>12,520</u>	<u>16,185</u>
Total Assets	<u>7,808,523</u>	<u>6,850,449</u>
Liabilities		
Operating lease liability	34,075	45,342
Accounts payable and accrued expenses	8,537	8,191
Payroll tax liabilities	<u>26</u>	<u>17</u>
Total Liabilities	<u>42,638</u>	<u>53,550</u>
Net Assets Available for Benefits	<u>\$ 7,765,885</u>	<u>\$ 6,796,899</u>

Local 464A Educational Benefit Fund
Statements of Changes in Net Assets Available for Benefits

	Years Ended December 31,	
	2024	2023
Additions to Net Assets:		
Investment income:		
Net appreciation in fair value of investments	\$ 1,037,329	\$ 969,963
Interest and dividend income	134,502	129,032
Less: Investment advisory and account fees	(12,832)	(11,180)
Net investment income	1,158,999	1,087,815
Employers' contributions	178,339	176,717
Total Additions to Net Assets	1,337,338	1,264,532
Benefits paid to participants:		
Scholarship awards	84,000	42,000
Administrative expenses:		
Payroll	169,379	164,474
Payroll taxes	13,607	12,753
Amortization expense	3,665	3,665
Delegate expense	5,460	5,460
General insurance	2,301	2,254
International pension fund	6,000	6,000
Life insurance premiums	660	660
Retirement plan, Local 464A	8,112	7,852
Meetings, seminars and courses	3,500	2,900
Office expense	12,500	13,445
Computer fees	8,403	7,376
Pension fund, Local 464A	2,400	2,400
Professional fees	21,320	19,208
Rent	12,523	12,503
Welfare services benefit fund, Local 464A	14,522	14,042
Total Administrative Expenses	284,352	274,992
Total Deductions from Net Assets	368,352	316,992
Net Increase in Net Assets Available for Benefits	968,986	947,540
Net Assets Available for Benefits, Beginning of Year	6,796,899	5,849,359
Net Assets Available for Benefits, End of Year	\$ 7,765,885	\$ 6,796,899

Local 464A Educational Benefit Fund
Notes to the Financial Statements
Years Ended December 31, 2024 and 2023

1. Description of Plan

The Local 464A Educational Benefit Fund, “the Fund”, was established on October 3, 1978 pursuant to an agreement entered into between individual employers and United Food and Commercial Workers International Union Local 464A, and currently provides educational benefit services for eligible members and retired members and their families as outlined in the benefit plan booklet. Educational benefits are funded 100% by employer contributions. Total participants as of December 31, 2024 totaled 12,827. Pursuant to the agreement with employers, educational benefit programs consisting of, but not limited to, workshops, seminars, lectures, training programs, scholarships and pre-retirement counseling, will be provided at no charge to each eligible participant.

On March 20, 1979, the Local 464A Educational Benefit Fund was granted exemption from the payment of federal income taxes under Section 501(c)(5) of the Internal Revenue Code.

2. Summary of Significant Accounting Policies

Basis of Accounting:

The accompanying financial statements of the Fund are prepared on the accrual basis of accounting in accordance with accounting principles generally accepted in the United States of America (U.S. GAAP).

Use of Estimates:

The preparation of financial statements in accordance with U.S. GAAP requires management to make estimates and assumptions that affect the reported amounts of assets and liabilities and changes therein, and disclosure of contingent assets and liabilities. Actual results could differ from those estimates.

Investment Valuation and Income Recognition:

The Fund's investments are reported at fair value. Fair value is the price that would be received to sell an asset or paid to transfer a liability in an orderly transaction between market participants at the measurement date. The Plan administrator determines valuation policies utilizing information provided by the investment advisors, custodians, and other professionals. Purchases and sales of securities are recorded on a trade-date basis. Interest income is recorded on the accrual basis. Dividends are recorded on the ex-dividend date. Net appreciation (depreciation) includes the Fund's gains and losses on investments bought and sold as well as held during the year. See Note 5 for discussion of fair value measurements.

Employer Contributions and Employer Contributions Receivable:

Employer contributions and the related receivables reported in the financial statements are reflected on the accrual basis. Such receivables are accounted for under the provisions of Accounting Standards Codification ("ASC") 326, *Financial Instruments-Credit Losses*. This guidance requires the employer contributions receivable to be presented at the net amount expected to be collected. The measurement of expected credit losses by the Plan is based on relevant information about past events, including historical experience, current conditions, and reasonable and supportable forecasts that affect the collectibility of the reported amount. The allowance for credit losses was \$0 at December 31, 2024 and 2023.

Property and Equipment:

Property and equipment is stated at cost. Depreciation is provided using the straight-line method over the estimated useful lives of the assets. Any repairs or maintenance expenditures that do not extend the life of the related asset are expensed as incurred. All equipment has been fully depreciated.

Local 464A Educational Benefit Fund
Notes to the Financial Statements
Years Ended December 31, 2024 and 2023

2. Summary of Significant Accounting Policies (continued)

Leases:

The Fund accounts for its leases in accordance with Accounting Standards Codification (“ASC”) Topic 842, *Leases*. ASC 842 provides the relevant accounting guidance for leases and requires the recognition of right of use (“ROU”) assets and lease liabilities on the statement of net assets available for benefits, and additional disclosures of key information about leasing arrangements.

The Fund's lease portfolio includes certain real estate. At the inception of an arrangement, the Fund determines whether the arrangement is or contains a lease based on the facts and circumstances present in the arrangement including the use of an identified asset(s) and the Fund’s control over the use of that identified asset. Operating or finance leases with a contractual term greater than 12 months are recorded on the statement of net assets available for benefits with ROU assets representing the right to use the underlying asset for the lease term and lease liabilities representing the obligation to make lease payments arising from the lease. The Fund has elected to not recognize on the statement of net assets available for benefits leases with a contractual term that is 12 months or less as permitted under ASC 842. The Fund has not elected to account for the lease and non-lease components together as a single component for all classes of underlying assets.

The Fund evaluates the classification of its leases as either finance leases or operating leases. A lease is classified as a finance lease if any one of the following criteria are met: (i) the lease transfers ownership of the asset by the end of the lease term, (ii) the lease contains an option to purchase the asset that is reasonably certain to be exercised, (iii) the lease term is for a major part of the remaining useful life of the asset, (iv) the present value of the lease payments equals or exceeds substantially all of the fair value of the asset, or (v) the leased asset is of such a specialized nature that it is expected to have no alternative use to the lessor at the end of the lease. A lease is classified as an operating lease if it does not meet any of these criteria.

ROU assets and lease liabilities are recognized at the commencement date based on the present value of lease payments over the lease term. The Fund excludes variable lease payments in measuring ROU assets and lease liabilities, other than those that depend on an index or that are in-substance fixed payments as defined in ASC 842. ROU assets include initial direct costs incurred by the lessee as well as any lease payments made at or before the commencement date and are reduced by lease incentives. As an employee benefit plan, the Fund elected to use a risk-free discount rate in determining the present value of future minimum lease payments. The risk-free discount rate was determined using a period comparable with that of the remaining lease term on the date of adoption.

Internal-Use Software:

With regards to developing software, any application costs incurred during the development state, both internal expenses and those paid to third parties are capitalized and amortized per FASB Topic ASC 350-40 (“Internal-Use Software Accounting & Capitalization”). Once the software has been developed, the costs to maintain and train others for its use will be expensed.

Payment of Benefits:

Benefits are recorded when paid by the Fund.

Subsequent Events Evaluation Date:

Management has evaluated subsequent events through July 24, 2025, the date the financial statements were available to be issued.

Local 464A Educational Benefit Fund
Notes to the Financial Statements
Years Ended December 31, 2024 and 2023

3. Property and Equipment

Property and equipment are comprised of the following:

	December 31,	
	2024	2023
Office equipment	\$ 15,053	\$ 15,053
Vehicles	2,780	2,780
Gym equipment	6,043	6,043
Video tapes	33,104	33,104
	56,980	56,980
Less accumulated depreciation	(56,980)	(56,980)
Total Property and Equipment, Net	\$ -	\$ -

4. Investments

During the years ended December 31, 2024 and 2023, the Fund's investments (including investments bought and sold as well as held during the years) appreciated in fair value by \$1,037,329 and \$969,963, respectively.

5. Fair Value Measurements

ASC 820, Fair Value Measurements and Disclosures, establishes a framework for measuring fair value. That framework provides a fair value hierarchy that prioritizes the inputs to valuation techniques used to measure fair value. The hierarchy gives the highest priority to unadjusted quoted prices in active markets for identical assets or liabilities (level 1 measurements) and the lowest priority to unobservable inputs (level 3 measurements). The three levels of the fair value hierarchy under ASC 820 are described as follows:

- 1) Level 1 – Inputs to the valuation methodology are unadjusted quoted prices for identical assets or liabilities in active markets that the plan has the ability to access.
- 2) Level 2 – Inputs to the valuation methodology include:
 - quoted prices for similar assets or liabilities in inactive markets;
 - quoted price for identical or similar assets or liabilities in inactive markets;
 - inputs other than quoted prices that are observable for the asset or liability;
 - inputs that are derived principally from or corroborated by observable market data by correlation or other means.
- 3) Level 3 – Inputs to the valuation methodology are unobservable and significant to the fair value measurement.

The assets' or liabilities' fair value measurement level within the fair value hierarchy is based on the lowest level of any input that is significant to the fair value measurement. Valuation techniques used need to maximize the use of observable inputs and minimize the use of unobservable inputs.

Local 464A Educational Benefit Fund
Notes to the Financial Statements
Years Ended December 31, 2024 and 2023

5. Fair Value Measurements (continued)

Following is a description of the valuation methodologies used for assets at fair value. There have been no changes in the methodologies used at December 31, 2024 and 2023.

Short-term investments, common stock and U.S. Treasury securities: Valued at the closing price reported in the active market in which the individual security is traded based on information obtained from independent quotation services (Level 1 of the fair value hierarchy).

Government agency bonds, corporate bonds and other asset-backed securities: Valued based on yields currently available on comparable securities by issuers with similar credit ratings. When quoted prices are not available for identical or similar securities, the security is valued under an approach that maximizes observable inputs, such as current yields of similar investments, broker/dealer quotes, bids and benchmark securities (Level 2 of the fair value hierarchy).

The following table sets forth by level, within the fair value hierarchy, the Fund's assets at fair value as of December 31, 2024 and 2023.

	<u>Assets at Fair Value as of December 31, 2024</u>			
	Total	(Level 1)	(Level 2)	(Level 3)
Short-term investments	\$ 182,980	\$ 182,980	\$ -	\$ -
Common stocks	5,787,916	5,787,916	-	-
Corporate bonds	428,395	-	428,395	-
U.S. Government securities	1,165,101	975,539	189,562	-
Asset-backed securities	<u>160,840</u>	<u>-</u>	<u>160,840</u>	<u>-</u>
Investments at Fair Value	<u>\$ 7,725,232</u>	<u>\$ 6,946,435</u>	<u>\$ 778,797</u>	<u>\$ -</u>
	<u>Assets at Fair Value as of December 31, 2023</u>			
	Total	(Level 1)	(Level 2)	(Level 3)
Short-term investments	\$ 126,252	\$ 126,252	\$ -	\$ -
Common stocks	4,657,809	4,657,809	-	-
Corporate bonds	317,381	-	317,381	-
U.S. Government securities	1,469,793	1,277,450	192,343	-
Asset-backed securities	<u>163,420</u>	<u>-</u>	<u>163,420</u>	<u>-</u>
Investments at Fair Value	<u>\$ 6,734,655</u>	<u>\$ 6,061,511</u>	<u>\$ 673,144</u>	<u>\$ -</u>

Transfers Between Levels - The availability of observable market data is monitored to assess the appropriate classification of financial instruments within the fair value hierarchy. Changes in economic conditions or model-based valuation techniques may require the transfer of financial instruments from one fair value level to another. In such instances, the transfer is reported at the beginning of the reporting period.

We evaluate the significance of transfers between levels based upon the nature of the financial instrument and size of the transfer relative to total net assets available for benefits. For the years ended December 31, 2024 and 2023, there were no significant transfers in or out of levels 1, 2, or 3.

Local 464A Educational Benefit Fund
Notes to the Financial Statements
Years Ended December 31, 2024 and 2023

6. Related Party Transactions

The Fund makes contributions to the Union's national organization, UFCW International-Local 464A, and to affiliates Local 464A Retirement Plan, Pension Fund and Welfare Service Benefit Fund on behalf of its employees. The contribution amounts are detailed separately on the Statement of Changes in Net Assets Available for Benefits.

The Fund also occupies premises in a building under an operating lease for which it incurred rent expense with an affiliate totaling \$12,523 in 2024 and \$12,503 in 2023. The lease term is for a period of five years and expires in October 2027 (see Note 9).

7. Scholarship Program Benefits

The Local 464A Scholarship Program was established to financially assist eligible members and their eligible dependents towards higher education. Each year, under the program, the Fund will award up to twenty scholarship grants to eligible members or their eligible dependents. Effective January 1, 2024, the amount of the annual scholarship award was increased from \$2,000 to \$5,000. All but three scholarship winners receive \$5,000 for their first year of college; the top three winners receive \$5,000 per year over a four-year period.

8. Termination of the Plan

Although it has not expressed any intention to do so, the Fund has the right under the plan to modify the benefits provided to, and contributions required of, participants to discontinue its contributions at any time and to terminate the plan subject to the provisions of ERISA. In the event of termination of the plan, remaining assets will be applied in a uniform and nondiscriminatory manner toward the provision of benefits for or on account of the participants. No assets of the plan may revert to any participating employer or be used for purposes other than for the exclusive benefit of the plan's participants.

9. Commitments and Contingencies

Internal-Use Software

In December 2019, United Food and Commercial Workers Local 464A (the "Union") entered into a Software License and Services Agreement with Health Plan Systems, Inc. to acquire a fully-hosted software application to be developed and customized for the Union's benefit plans, including the Educational Benefit Fund, and to provide for ongoing maintenance, technical support and hosting services. The fees for the license and other services are being allocated based on estimates of the relative workload of the computer system requirements for each respective benefit plan. The initial capital outlay for the system will be for the license fees and software module deliverables based on milestones, of which 3%, or \$24,870, will be allocated to this Fund, which included the acquired license valued at \$16,110.

During the year ended December 31, 2022, certain development milestones were achieved, and the Fund apportioned the allocated purchase price to the individual components of the agreement in accordance with FASB Accounting Standards Codification ("ASC") 350-40, *Intangibles-Goodwill and Other-Internal-Use Software*. Installments were due over time based on the achievement of these milestones. All remaining milestones were achieved in 2022 and the software was placed in service as of June 1, 2022 (the "go live" date). Subsequent to the go live date, the Fund incurs quarterly fees for hosting and monthly fees for software maintenance. Software amortization expense was \$3,665 and \$3,665 for the years ended December 31, 2024 and 2023, respectively.

Local 464A Educational Benefit Fund
Notes to the Financial Statements
Years Ended December 31, 2024 and 2023

9. Commitments and Contingencies (continued)

Right of Use Assets and Leases

The Fund occupies facilities maintained by Local 464A Welfare and Pension Building, Inc., an affiliated entity. Under the terms of the lease agreement, the Fund is obligated to pay its share of real estate tax increases. The current lease term expires on October 31, 2027. The base rents based on the renewal currently approximate \$1,000 per month with annual 2% increases through the date of expiration.

The balances of the operating leases where the Fund is the lessee is presented as follows within the statements of net assets available for benefits:

	December 31, 2024	December 31, 2023
Operating leases:		
Assets:		
Operating lease right of use asset	\$ <u>33,081</u>	\$ <u>44,450</u>
Liabilities:		
Current portion of long-term operating lease	11,660	11,267
Long-term operating lease, net of current portion	<u>22,415</u>	<u>34,075</u>
	\$ <u>34,075</u>	\$ <u>45,342</u>

The components of lease expense are as follows within the accompanying statements of changes in net assets available for plan benefits:

	Year Ended December 31, 2024	Year Ended December 31, 2023
Operating lease expense	\$ 11,906	\$ 11,905
Additional rents	<u>617</u>	<u>598</u>
Total	\$ <u>12,523</u>	\$ <u>12,503</u>

Other information related to leases where the Fund is the lessee is as follows:

Weighted-average remaining lease term:	2.83 years
Discount rate:	1.37%
Operating cash flows from operating lease	\$ 11,804

The following is a schedule of future minimum rental payments (exclusive of common area charges) required under the above operating lease:

Year Ending December 31,		
2025	\$	12,040
2026		12,281
2027		<u>10,405</u>
Total minimum rental payments		34,726
Less: present value discount		<u>(651)</u>
Operating lease liability	\$	<u>34,075</u>

Local 464A Educational Benefit Fund
Notes to the Financial Statements
Years Ended December 31, 2024 and 2023

9. Commitments and Contingencies (continued)

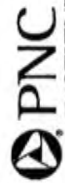
Concentration of Credit Risk:

The Fund maintains its cash balances in one financial institution located in New Jersey. The balances are insured by the Federal Deposit Insurance Corporation up to \$250,000.

Investment Securities:

The Fund invests in various investment securities. Investment securities are exposed to various risks such as interest rate, market and credit risks. Due to the level of risk associated with certain investment securities, it is at least reasonably possible that changes in the values of investment securities will occur in the near term and that such changes could materially affect the amounts reported in the statements of net assets available for benefits.

EIN: 22-2230709 PNs502



LOCAL 464A EDUCATION FUND CONS
INVESTMENT MANAGEMENT STATEMENT

Schedule H, Line 4i - Schedule of
Assets
(Held at end of year)

Account number 20-42-502-***0584
January 1, 2024 - December 31, 2024

Detail

Portfolio

Cash and cash equivalents
Mutual funds - money market

Description	Market value last period		Current market value	% of total portfolio	Total original value at PNC	Avg. original value at PNC per unit	Unrealized gain/loss	Current yield	Estimated annual income	Accrued income
	Quantity	Price per unit								
FEDERATED HERMES GOVT OBLIG PREM SHS #117 PNC	82,139.37	\$82,139.37	\$1,000.00	1.07%	\$82,139.37	\$1.00		4.39%	\$3,598.48	\$336.64
FEDERATED HERMES GOVT OBLIG PREM SHS #117 PNC CAPITAL ADVISORS	20,433.73	20,433.73	1,000.00	0.27%	20,433.73	1.00		4.39%	895.19	59.94
FEDERATED HERMES GOVT OBLIG PREM SHS #117 PNC LCC ADVANTAGE RESTRICTED	80,406.62	80,406.62	1,000.00	1.05%	80,406.62	1.00		4.39%	3,522.57	289.09
Total mutual funds - money market		\$182,979.72		2.37%	\$182,979.72			4.38%	\$8,016.24	\$685.67

Total cash and cash equivalents

\$182,979.72 \$182,979.72 2.37% \$8,016.24 \$685.67

Fixed income
Corporate bonds

Description (Cusip)	Market value last period		Current market value	% of total portfolio	Total original value at PNC	Avg. original value at PNC per unit	Unrealized gain/loss	Current yield	Estimated annual income	Accrued income
	Quantity	Price per unit								
ABBVIE INC CALL 12/15/2033 UNSC 05.050% DUE 03/15/2034 RATING: A3 (00287YDU0)	10,000	\$9,768.50	\$98,799.80	0.13%	\$9,768.50	\$99.69	-\$88.70	5.12%	\$505.00	\$148.69
PNC CAPITAL ADVISORS										
Total cash and cash equivalents		\$182,979.72		2.37%	\$182,979.72			4.38%	\$8,016.24	\$685.67



INSTITUTIONAL
ASSET MANAGEMENT

LOCAL 464A EDUCATION FUND CONS
INVESTMENT MANAGEMENT STATEMENT

Schedule H, Line 4i – Schedule of

Account number 20-42-502-***0584
January 1, 2024 - December 31, 2024

Assets

(Held at end of year)

Detail

Fixed income
Corporate bonds

Description (Cusip)	Market value last period		Current market value	Quantity	%	Total original value at PNC		Unrealized gain/loss	Current yield	Estimated annual income	Accrued income
	Quantity	Current price per unit				Avg. original value at PNC per unit	at PNC per unit				
ALABAMA POWER CO CALL 08/15/2033 UNSC 05.850% DUE 11/15/2033 RATING: A1 [0103926B8]	5,375.35	5,181.35	103,6270	5,000	0.07 %	4,996.20	99.92	185.15	5.65 %	292.50	37.38
PNC CAPITAL ADVISORS											
AMAZON.COM INC CALL 03/03/2030 UNSC 01.500% DUE 06/03/2030 RATING: A1 [023135BS4]	13,101.30	12,724.95	84,8330	15,000	0.17 %	13,101.30	87.34	- 376.35	1.77 %	225.00	17.50
PNC CAPITAL ADVISORS											
AMERICAN HONDA FINANCE UNSC 04.900% DUE 03/13/2029 RATING: A3 [02665WFE6]	5,012.10	4,982.85	99,6570	5,000	0.07 %	5,012.10	100.24	- 29.25	4.92 %	245.00	73.50
PNC CAPITAL ADVISORS											
AMERIPRISE FINANCIAL INC CALL 11/15/2028 UNSC 05.700% DUE 12/15/2028 RATING: A3 [03076CAN6]	10,478.90	10,303.00	103,0300	10,000	0.14 %	9,983.30	99.83	319.70	5.54 %	570.00	25.33
PNC CAPITAL ADVISORS											
APPLE INC CALL 02/11/2030 UNSC 01.650% DUE 05/11/2030 RATING: AAA [037833DU1]	13,285.65	12,894.60	85,9640	15,000	0.17 %	13,285.65	88.57	- 391.05	1.92 %	247.50	34.37
PNC CAPITAL ADVISORS											

EIN: 22-2230709 PN502



LOCAL 464A EDUCATION FUND CONS
INVESTMENT MANAGEMENT STATEMENT

Schedule H, Line 4i - Schedule of
Assets
(Held at end of year)

Account number 20-42-502-***0584
January 1, 2024 - December 31, 2024

Detail

Fixed income
Corporate bonds

Description (Cusip)	Market value last period	Quantity	Current market value	Current price per unit	% of total portfolio	Avg. original value at PNC	Total original value at PNC	Unrealized gain/loss	Current yield	Estimated annual income	Accrued income
ATMOS ENERGY CORP CALL 08/15/2033 UNSC 05.900% DUE 11/15/2033 RATING: A1 (049560AZ8) PNC CAPITAL ADVISORS	5,424.70	5,000	5,230.60	104.6120	0.07%	4,993.50	99.87	237.10	5.64%	295.00	37.69
BB&T CORPORATION SER MTN CALL 05/05/2025 03.700% DUE 06/05/2025 RATING: BAA1 (05531FBE2) PNC CAPITAL ADVISORS	9,770.10	10,000	9,953.40	99.5340	0.13%	9,569.70	95.70	383.70	3.72%	370.00	26.72
BANK OF AMERICA CORP SER MTN CALL 06/14/2028 @ 100 VAR% DUE 06/14/2029 RATING: A1 (06051GJZ3) PNC CAPITAL ADVISORS	8,794.05	10,000	9,075.70	90.7570	0.12%	9,430.10	94.30	- 354.40	2.30%	208.70	9.86
BANK OF AMERICA CORP CALL 07/22/2032 UNSC VAR% DUE 07/22/2033 RATING: A1 (06051GKY4) PNC CAPITAL ADVISORS	4,946.15	5,000	4,904.10	98.0820	0.07%	4,889.50	97.79	14.60	5.12%	250.75	110.75
BANK OF MONTREAL SEDOL 2KQJ430 ISIN US06368LGVZ7 05.203% DUE 02/01/2028 RATING: A2 (06368LGV2) PNC CAPITAL ADVISORS	5,093.25	5,000	5,038.85	100.7770	0.07%	4,999.80	100.00	39.05	5.17%	260.15	108.40

EIN: 22-2230709 PN502

LOCAL 464A EDUCATION FUND CONS
INVESTMENT MANAGEMENT STATEMENT

Account number 20-42-502-***0584
January 1, 2024 - December 31, 2024



Schedule H, Line 4i - Schedule of
Assets
(Held at end of year)

Detail

Fixed income
Corporate bonds

Description (Cusip)	Market value last period		Current market value	% of total portfolio	Avg. original value at PNC	Total original value at PNC	Unrealized gain/loss	Current yield	Estimated annual income	Accrued income
	Quantity	Price per unit								
BANK OF NY MELLON CORP SER J CALL 04/26/2033 VAR% DUE 04/26/2034 RATING: AA3 PNC CAPITAL ADVISORS	9,950.60	98.0030	980,030	0.13 %	10,000.00	100,000	-199.70	5.07 %	496.70	89.68
BANK OF NOVA SCOTIA SEDOL ISIN US06417XAN12 04.750% DUE 02/02/2026 RATING: A2 (06417XAN1) PNC CAPITAL ADVISORS	4,988.40	5,001.40	100,0280	0.07 %	4,928.65	98.57	72.75	4.75 %	237.50	98.30
BERKSHIRE HATHAWAY FIN CALL 07/15/2030 COGT 01.450% DUE 10/15/2030 RATING: AA2 (084664CW9) PNC CAPITAL ADVISORS	12,949.50	12,556.50	83,7100	0.17 %	12,949.50	86.33	-393.00	1.74 %	217.50	45.92
BRISTOL-MYERS SQUIBB CO CALL 12/01/2030 UNSC 05.750% DUE 02/01/2031 RATING: A2 (110122DY1) PNC CAPITAL ADVISORS	5,354.30	5,200.30	104,0060	0.07 %	4,988.55	99.77	211.75	5.53 %	287.50	119.79
CANADIAN IMPERIAL BANK SEDOL 2KZKB33 ISIN US13607LNG40 05.001% DUE 04/28/2028 RATING: A2 (13607LNG4) PNC CAPITAL ADVISORS	10,058.90	10,026.10	100,2610	0.13 %	10,000.00	100.00	26.10	4.99 %	500.10	87.52

EIN: 22-2230709 PN502

LOCAL 464A EDUCATION FUND CONS
INVESTMENT MANAGEMENT STATEMENT

Account number 20-42-502-***0584
January 1, 2024 - December 31, 2024



Schedule H, Line 4i - Schedule of
Assets
(Held at end of year)

Detail

Fixed income
Corporate bonds

Description (Cusip)	Market value last period		Current market value		% of total portfolio	Total original value at PNC	Avg. original value at PNC per unit	Unrealized gain/loss	Current yield	Estimated annual income	Accrued income
	Quantity	price per unit	Current price per unit	Current market value							
CISCO SYSTEMS INC CALL 01/26/2029 UNSC 04.850% DUE 02/26/2029 RATING: A1 (17275RBR2)	10,015.40	100.5880	10,058.80	100.5880	0.14 %	10,015.40	100.15	43.40	4.83 %	485.00	168.40
PNC CAPITAL ADVISORS											
COMCAST CORP CALL 07/15/2028 COGT 04.150% DUE 10/15/2028 RATING: A3 (20030NCT6)	4,930.35	4,876.15	4,876.15	97.5230	0.07 %	5,392.20	107.84	- 516.05	4.26 %	207.50	43.81
PNC CAPITAL ADVISORS											
COMMONWEALTH EDISON CO CALL 03/01/2034 MORT 05.300% DUE 06/01/2034 RATING: A1 (202795JZ4)	4,982.10	5,012.20	5,012.20	100.2440	0.07 %	4,982.10	99.64	30.10	5.29 %	265.00	22.08
PNC CAPITAL ADVISORS											
CONNECTICUT LIGHT & PWR SER A CALL 12/15/2026 03.200% DUE 03/15/2027 RATING: A1 (207597EJ0)	9,606.90	9,701.90	9,701.90	97.0190	0.13 %	11,146.80	111.47	- 1,444.90	3.30 %	320.00	94.22
PNC CAPITAL ADVISORS											
JOHN DEERE CAPITAL CORP SER MTN UNSC 04.850% DUE 06/11/2029 RATING: A1 (24422EXT1)	4,991.90	5,018.40	5,018.40	100.3680	0.07 %	4,991.90	99.84	26.50	4.84 %	242.50	13.47
PNC CAPITAL ADVISORS											

EIN: 22-2230709 PN502



LOCAL 464A EDUCATION FUND CONS
INVESTMENT MANAGEMENT STATEMENT
Account number 20-42-502-***0584

Schedule H, Line 4i – Schedule of
Assets
(Held at end of year)

Detail

Fixed income
Corporate bonds

Description (Cusip)	Market value last period		Current market value	Quantity	% of total portfolio	Avg. original value at PNC	Total original value at PNC	Unrealized gain/loss	Current yield	Estimated annual income	Accrued income
	Current price per unit	Current market value									
DUKE ENERGY PROGRESS LLC CALL 05/15/2031 MORT 02.000% DUE 08/15/2031 RATING: AA3 (26442JAL8)	8,252.00	8,275.40	8,275.40	10,000	0.11 %	9,982.90	99.83	- 1,707.50	2.42 %	200.00	75.56
PNC CAPITAL ADVISORS											
EMERSON ELECTRIC CO CALL 07/15/2030 UNSC 01.950% DUE 10/15/2030 RATING: A2 (291011BN3)	8,621.00	8,583.90	85,839.00	10,000	0.12 %	9,415.80	94.16	- 831.90	2.28 %	195.00	41.17
PNC CAPITAL ADVISORS											
META PLATFORMS INC CALL 07/15/2029 UNSC 04.300% DUE 08/15/2029 RATING: AA3 (30303M854)	15,223.95	14,811.75	98,745.00	15,000	0.20 %	15,223.95	101.49	- 412.20	4.36 %	645.00	254.42
PNC CAPITAL ADVISORS											
FLORIDA POWER & LIGHT CO CALL 11/03/2031 MORT 02.450% DUE 02/03/2032 RATING: AA2 (341081GG6)	8,587.10	8,438.60	84,386.00	10,000	0.11 %	10,037.40	100.37	- 1,598.80	2.91 %	245.00	100.72
PNC CAPITAL ADVISORS											
FLORIDA POWER & LIGHT CO CALL 03/15/2030 MORT 04.625% DUE 05/15/2030 RATING: AA2 (341081GP6)	10,065.00	9,907.60	99,076.00	10,000	0.13 %	9,995.90	99.96	- 88.30	4.67 %	462.50	59.10
PNC CAPITAL ADVISORS											

EIN: 22-2230709 PN502



LOCAL 464A EDUCATION FUND CONS
INVESTMENT MANAGEMENT STATEMENT
Account number 20-42-502-***0584
January 1, 2024 - December 31, 2024

Schedule H, Line 4i – Schedule of Assets
(Held at end of year)

Detail

Fixed income
Corporate bonds

Description (Cusip)	Market value last period		Current market value	% of total portfolio	Avg. original value at PNC per unit	Total original value at PNC	Unrealized gain/loss	Current yield	Estimated annual income	Accrued income
	Quantity	price per unit								
HOME DEPOT INC CALL 04/25/2031 UNSC 04.850% DUE 06/25/2031 RATING: A2 [437076DD1]	4,964.60 5,000	4,998.10 99.9620	4,998.10 99.9620	0.07%	4,964.60 99.29	4,964.60 99.29	33.50	4.86%	242.50	4.04
PNC CAPITAL ADVISORS										
HONEYWELL INTERNATIONAL CALL 06/01/2031 UNSC 01.750% DUE 09/01/2031 RATING: A2 [438516CF1]	12,793.95 15,000	12,295.35 81.9690	12,295.35 81.9690	0.16%	12,793.95 85.29	12,793.95 85.29	-498.60	2.14%	262.50	87.50
PNC CAPITAL ADVISORS										
INTERCONTINENTAL EXCHANGE CALL 03/01/2030 UNSC 02.100% DUE 06/15/2030 RATING: N/A [458665FAK0]	8,665.62 10,000	8,662.97 86.6297	8,662.97 86.6297	0.12%	9,862.60 98.63	9,862.60 98.63	-1,199.63	2.43%	210.00	9.33
PNC CAPITAL ADVISORS										
JP MORGAN CHASE & CO SR UNSEC CALL 04/22/30 @ 100 VAR% DUE 04/22/2031 RATING: A1 [466647PBL9]	8,647.40 10,000	8,809.60 88.0960	8,809.60 88.0960	0.12%	10,537.40 105.37	10,537.40 105.37	-1,727.80	2.87%	252.20	48.34
PNC CAPITAL ADVISORS										
JP MORGAN CHASE & CO CALL 07/24/2028 UNSC VAR% DUE 07/24/2029 RATING: A1 [466647PDU7]	5,073.55 5,000	5,050.30 101.0060	5,050.30 101.0060	0.07%	5,000.00 100.00	5,000.00 100.00	50.30	5.25%	264.95	115.55
PNC CAPITAL ADVISORS										

EIN: 22-2230709 PN502

LOCAL 464A EDUCATION FUND CONS
INVESTMENT MANAGEMENT STATEMENT

Account number 20-42-502-***0584
January 1, 2024 - December 31, 2024



Schedule H, Line 4i - Schedule of
Assets
(Held at end of year)

Detail

Fixed income
Corporate bonds

Description (Cusip)	Market value last period		Current market value	% of total portfolio	Avg. original value at PNC per unit	Total original value at PNC	Unrealized gain/loss	Current yield	Estimated annual income	Accrued income
	Quantity	price per unit								
JPMORGAN CHASE & CO CALL 04/22/2027 UNSC VAR% DUE 04/22/2028 RATING: A1 [46647PEE2] PNC CAPITAL ADVISORS	4,993.60	5,084.95	5,084.95	0.07 %	4,993.60	99.87	91.35	5.48 %	278.55	53.39
MASTERCARD INC CALL 03/01/2029 UNSC D2.950% DUE 06/01/2029 RATING: AA3 [57630QAM6] PNC CAPITAL ADVISORS	9,412.60	93.3060	93.3060	0.13 %	11,085.80	110.86	- 1,755.20	3.17 %	295.00	24.58
MICROSOFT CORP CALL 08/03/2020 @ 100.000 UNSC 03.125% DUE 11/03/2025 RATING: AAA [594918BJ2] PNC CAPITAL ADVISORS	4,880.40	4,947.80	4,947.80	0.07 %	5,194.70	103.89	- 246.90	3.16 %	156.25	25.17
MORGAN STANLEY SER GMTN CALL 1/24/28 @ 100 VAR% DUE 01/24/2029 RATING: A1 [61744YAP3] PNC CAPITAL ADVISORS	9,536.80	96.4360	96.4360	0.13 %	9,612.60	96.13	31.00	3.92 %	377.20	164.50
MORGAN STANLEY CALL 01/21/2032 UNSC VAR% DUE 01/21/2033 RATING: A1 [61747YEL5] PNC CAPITAL ADVISORS	4,253.30	4,283.85	4,283.85	0.06 %	4,149.40	82.99	134.45	3.44 %	147.15	65.40

EIN: 22-2230709 PN502



LOCAL 464A EDUCATION FUND CONS
INVESTMENT MANAGEMENT STATEMENT

Schedule H, Line 4i – Schedule of
Assets
(Held at end of year)

Account number 20-42-502-***0584
January 1, 2024 - December 31, 2024

Detail

Fixed income
Corporate bonds

Description (Cusip)	Market value last period		Current market value		% of total portfolio	Total original value at PNC	Avg. original value at PNC per unit	Unrealized gain/loss	Current yield	Estimated annual income	Accrued income
	Quantity	Price per unit	Quantity	Price per unit							
NORTHERN TRUST CORP CALL 02/01/2030 UNSC RATING: A2 01.950% DUE 05/01/2030 (665859AV6)	13,381.50	12,951.75	12,951.75	86.3450	0.17%	13,381.50	89.21	-429.75	2.26%	292.50	48.75
PNC CAPITAL ADVISORS											
PROLOGIS LP CALL 01/15/2030 UNSC RATING: A3 02.250% DUE 04/15/2030 (74340XB2)	8,741.80	8,747.70	8,747.70	87.4770	0.12%	9,102.70	91.03	-355.00	2.58%	225.00	47.50
PNC CAPITAL ADVISORS											
PUBLIC STORAGE CALL 02/01/2029 UNSC RATING: A2 03.385% DUE 05/01/2029 (74460DAD1)	9,718.50	9,436.30	9,436.30	94.3630	0.13%	9,718.50	97.19	-282.20	3.59%	338.50	56.42
PNC CAPITAL ADVISORS											
REALTY INCOME CORP CALL 10/15/2030 UNSC RATING: A3 03.250% DUE 01/15/2031 (756109AX2)	4,542.80	4,514.60	4,514.60	90.2920	0.06%	4,452.75	89.06	61.85	3.60%	162.50	74.93
PNC CAPITAL ADVISORS											
REALTY INCOME CORP CALL 01/15/2026 UNSC RATING: A3 03.200% DUE 01/15/2027 (756109BZ6)	9,497.30	9,695.30	9,695.30	96.9530	0.13%	9,497.30	94.97	198.00	3.31%	320.00	147.56
PNC CAPITAL ADVISORS											

EIN: 22-2230709 PN502

LOCAL 464A EDUCATION FUND CONS
INVESTMENT MANAGEMENT STATEMENT

Account number 20-42-502-***0584
January 1, 2024 - December 31, 2024



Schedule H, Line 4i - Schedule of Assets
(Held at end of year)

Detail

Fixed income
Corporate bonds

Description (C.usip)	Market value last period		Current market value	% of total portfolio	Total original value at PNC value at PNC at PNC per unit	Unrealized gain/loss	Current yield	Estimated annual income	Accrued income
	Quantity	Price per unit							
ROYAL BANK OF CANADA SER GMTN SEDOL 2KZKM07 ISIN US78016HZQ63 05.000% DUE 05/02/2033 RATING: A1 PNC CAPITAL ADVISORS	10,193.90	98.2900	9,978.90	0.13 %	99.79	-149.90	5.09 %	500.00	81.94
ROYAL BANK OF CANADA SER GMTN SEDOL 2LOR136 ISIN US78016HZT03 04.875% DUE 01/19/2027 RATING: A1 (78016HZT0) PNC CAPITAL ADVISORS	4,995.45	5,019.25	4,995.45	0.07 %	99.91	23.80	4.86 %	243.75	109.69
STATE STREET CORP CALL 11/04/2025 UNSC VAR% DUE 11/04/2026 RATING: AA3 (857477BX0) PNC CAPITAL ADVISORS	5,077.20	5,039.70	5,000.00	0.07 %	100.00	39.70	5.71 %	287.55	45.53
STATE STREET CORP CALL 01/26/2025 UNSC VAR% DUE 01/26/2026 RATING: AA3 (857477BZ5) PNC CAPITAL ADVISORS	4,976.30	4,999.35	5,000.00	0.07 %	100.00	-0.65	4.86 %	242.85	104.56
TORONTO-DOMINION BANK SEDOL BM9HQ55 ISIN US589115A2S07 05.532% DUE 07/17/2026 RATING: A2 (89115A2S0) PNC CAPITAL ADVISORS	10,190.00	10,116.20	10,000.00	0.14 %	100.00	116.20	5.47 %	563.20	252.01

EIN: 22-2230709 PNs502



LOCAL 464A EDUCATION FUND CONS
INVESTMENT MANAGEMENT STATEMENT

Schedule H, Line 4i - Schedule of
Assets
(Held at end of year)

Account number 20-42-502-***0584
January 1, 2024 - December 31, 2024

Detail

Fixed income
Corporate bonds

Description (Cusip)	Market value last period		Current market value	Quantity	% of total portfolio	Avg. original value at PNC per unit	Total original value at PNC	Unrealized gain/loss	Current yield	Estimated annual income	Accrued income
	Quantity	price per unit									
TOYOTA MOTOR CREDIT CORP UNSC	9,986.30	9,934.10	9,934.10	10,000	0.13 %	9,986.30	99.86	- 52.20	4.69 %	465.00	227.33
04.650% DUE 01/05/2029 RATING: A1 (89236TLL7)											
PNC CAPITAL ADVISORS											
UNITED PARCEL SERVICE CALL 02/22/2034 UNSC	4,991.90	4,989.25	4,989.25	5,000	0.07 %	4,991.90	99.84	- 2.65	5.17 %	257.50	27.90
05.150% DUE 05/22/2034 RATING: A2 (911312CD6)											
PNC CAPITAL ADVISORS											
US BANCORP CALL 06/12/2028 UNSC VAR% DUE 06/12/2029 RATING: A3 (91159HJM3)	5,086.90	5,112.95	5,112.95	5,000	0.07 %	5,086.90	101.74	26.05	5.65 %	288.75	15.24
PNC CAPITAL ADVISORS											
US BANCORP CALL 06/10/2033 UNSC VAR% DUE 06/12/2034 RATING: A3 (91159HJN1)	5,157.60	5,097.00	5,097.00	5,000	0.07 %	5,000.00	100.00	97.00	5.73 %	291.80	15.40
PNC CAPITAL ADVISORS											
UNITEDHEALTH GROUP INC CALL 02/15/2030 UNSC 02.000% DUE 05/15/2030 RATING: A2 (91324PDX7)	8,643.00	8,619.40	8,619.40	10,000	0.12 %	8,594.60	85.95	24.80	2.33 %	200.00	25.56
PNC CAPITAL ADVISORS											



INSTITUTIONAL
ASSET MANAGEMENT

LOCAL 464A EDUCATION FUND CONS
INVESTMENT MANAGEMENT STATEMENT

Account number 20-42-502-***0584
January 1, 2024 - December 31, 2024

Schedule H, Line 4i - Schedule of
Assets

(Held at end of year)

Detail

Fixed income
Corporate bonds

Description [Cusip]	Market value last period		Current market value	% of total portfolio	Avg. original value at PNC	Total original value at PNC	Unrealized gain/loss	Current yield	Estimated annual income	Accrued income
	Quantity	price per unit								
VIRGINIA ELEC & POWER CO CALL 01/01/2033 UNSC 05.000% DUE 04/01/2033 RATING: A2 (927804GK4) PNC CAPITAL ADVISORS	5,056.85	4,893.25	4,893.25	0.07 %	4,986.00	4,986.00	- 92.75	5.11 %	250.00	62.50
VISA INC CALL 01/15/2030 UNSC 02.050% DUE 04/15/2030 RATING: AA3 (92826CAM4) PNC CAPITAL ADVISORS	9,027.90	8,744.90	8,744.90	0.12 %	9,027.90	9,027.90	- 283.00	2.35 %	205.00	43.28
WESTPAC BANKING CORP SEDOL ISIN US961214FT56 05.050% DUE 04/16/2029 RATING: AA2 (961214FT5) PNC CAPITAL ADVISORS	9,981.50	10,109.20	10,109.20	0.14 %	9,981.50	9,981.50	127.70	5.00 %	505.00	105.21
Total corporate bonds		\$428,394.82		5.55 %	\$441,257.55		-\$12,862.73	3.87 %	\$16,591.60	\$4,033.46

Treasury bonds

Description [Cusip]	Market value last period		Current market value	% of total portfolio	Avg. original value at PNC	Total original value at PNC	Unrealized gain/loss	Current yield	Estimated annual income	Accrued income
	Quantity	price per unit								
USA TREASURY NOTES 01.125% DUE 02/15/2031 RATING: AAA (91282CBL4) PNC CAPITAL ADVISORS	\$62,604.75	\$61,893.75	\$61,893.75	0.81 %	\$67,453.88	\$67,453.88	-\$5,560.13	1.37 %	\$843.75	\$318.70
	75,000	\$82.5250			\$89.94					

EIN: 22-2230709 PN502



LOCAL 464A EDUCATION FUND CONS
INVESTMENT MANAGEMENT STATEMENT

Schedule H, Line 4i – Schedule of
Assets
(Held at end of year)

Account number 20-42-502-***0584
January 1, 2024 – December 31, 2024

Detail

Treasury bonds

Description [Cusip]	Market value last period		Current market value	Quantity	% of total portfolio	Avg. original value at PNC	Total original value at PNC	Unrealized gain/loss	Current yield	Estimated annual income	Accrued income
	Current price per unit	Current price per unit									
USA TREASURY NOTES 01.8750% DUE 02/15/2032 RATING: AAA (91282CDY4) PNC CAPITAL ADVISORS	58,468.23	84.1090	58,876.30	70,000	0.77 %	58,468.23	83.53	408.07	2.23 %	1,312.50	495.75
USA TREASURY NOTES 01.875% DUE 02/28/2027 RATING: AAA (91282CEC1) PNC CAPITAL ADVISORS	37,959.38	95.1300	38,052.00	40,000	0.50 %	37,959.38	94.90	92.62	1.98 %	750.00	254.83
USA TREASURY NOTES 03.500% DUE 01/31/2028 RATING: AAA (91282CGH8) PNC CAPITAL ADVISORS	39,131.25	97.7080	39,083.20	40,000	0.51 %	39,131.25	97.83	-48.05	3.59 %	1,400.00	585.87
USA TREASURY NOTES 03.875% DUE 08/15/2033 RATING: AAA (91282CHT1) PNC CAPITAL ADVISORS	14,232.42	95.1720	14,275.80	15,000	0.19 %	14,232.42	94.88	43.38	4.08 %	581.25	219.55
USA TREASURY NOTES 03.875% DUE 08/15/2034 RATING: AAA (91282CLF6) PNC CAPITAL ADVISORS	58,825.78	94.5540	56,732.40	60,000	0.74 %	58,825.78	98.04	-2,093.38	4.10 %	2,325.00	878.19
USA TREASURY NOTES 02.250% DUE 11/15/2025 RATING: AAA (91282BM56) PNC CAPITAL ADVISORS	110,739.37	98.2890	113,032.35	115,000	1.47 %	115,546.53	100.48	-2,514.18	2.29 %	2,587.50	335.95
USA TREASURY NOTES 01.625% DUE 02/15/2026 RATING: AAA (91282BP46) PNC CAPITAL ADVISORS	23,678.33	97.1430	24,285.75	25,000	0.32 %	23,678.33	94.71	607.42	1.68 %	406.25	153.45

EIN: 22-2230709

PN502



LOCAL 464A EDUCATION FUND CONS
INVESTMENT MANAGEMENT STATEMENT

Account number 20-42-502-***0584
January 1, 2024 - December 31, 2024

Schedule H, Line 4i - Schedule of
Assets
(Held at end of year)

Detail

Treasury bonds

Description (Cusip)	Market value last period		Current market value	% of total portfolio	Avg. original value at PNC	Total original value at PNC	Unrealized gain/loss	Current yield	Estimated annual income	Accrued income
	Quantity	Current price per unit								
USA TREASURY NOTES 01.625% DUE 05/15/2026 RATING: AAA (912828R36)	75,000	72,389.25	96,5190	0.94 %	76,715.63	102.29	-4,326.38	1.69 %	1,218.75	158.24
PNC CAPITAL ADVISORS										
USA TREASURY NOTES 02.000% DUE 11/15/2026 RATING: AAA (912828U24)	9,436.72	9,597.60	95,9760	0.13 %	9,436.72	94.37	160.88	2.09 %	200.00	25.97
PNC CAPITAL ADVISORS										
USA TREASURY NOTES 02.375% DUE 05/15/2027 RATING: AAA (912828X88)	151,910.20	153,227.20	95,7670	1.99 %	161,819.40	101.14	-8,592.20	2.48 %	3,800.00	493.37
PNC CAPITAL ADVISORS										
USA TREASURY NOTES 01.625% DUE 08/15/2029 RATING: AAA (912828Y80)	57,470.88	57,690.10	88,7540	0.75 %	57,117.39	87.87	572.71	1.84 %	1,056.25	398.96
PNC CAPITAL ADVISORS										
USA TREASURY NOTES 01.750% DUE 11/15/2029 RATING: AAA (912828Y53)	49,085.30	48,776.20	88,6840	0.64 %	54,543.06	99.17	-5,766.86	1.98 %	962.50	124.97
PNC CAPITAL ADVISORS										
USA TREASURY NOTES 01.625% DUE 11/30/2026 RATING: AAA (912828YU8)	46,724.64	47,611.00	95,2220	0.62 %	45,891.24	91.78	1,719.76	1.71 %	812.50	71.43
PNC CAPITAL ADVISORS										
USA TREASURY NOTES 00.625% DUE 05/15/2030 RATING: AAA (912828ZQ6)	36,773.55	36,924.30	82,0540	0.48 %	37,395.02	83.10	-470.72	0.77 %	281.25	36.52
PNC CAPITAL ADVISORS										

EIN: 22-2230709 PN502



INSTITUTIONAL
ASSET MANAGEMENT

LOCAL 464A EDUCATION FUND CONS
INVESTMENT MANAGEMENT STATEMENT

Account number 20-42-502-***0584
January 1, 2024 - December 31, 2024

Schedule H, Line 4i - Schedule of
Assets
(Held at end of year)

Detail

Treasury bonds

Description (C.usip)	Market value last period	Quantity	Current market value	Current price per unit	% of total portfolio	Avg. original value at PNC	Total original value at PNC	Unrealized gain/loss	Current yield	Estimated annual income	Accrued income
USA TREASURY NOTES 02.875% DUE 05/15/2028 RATING: AAA (9128284N7) PNC CAPITAL ADVISORS	43,150.95	45,000	42,984.00	95.5200	0.56%	42,891.19	95.31	92.81	3.01%	1,293.75	167.97
USA TREASURY NOTE 02.875% DUE 08/15/2028 RATING: AAA (9128284V9) PNC CAPITAL ADVISORS	62,124.09	65,000	61,831.90	95.1260	0.81%	61,500.78	94.62	331.12	3.03%	1,868.75	705.86
USA TREASURY NOTES 03.125% DUE 11/15/2028 RATING: AAA (9128285M8) PNC CAPITAL ADVISORS	38,753.12	40,000	38,275.60	95.6890	0.50%	38,753.12	96.88	-477.52	3.27%	1,250.00	162.29
Total treasury bonds			\$975,538.70		12.63%	\$1,001,359.35		-\$25,820.65	2.35%	\$22,950.00	\$5,587.87

Agency bonds

Description (C.usip)	Market value last period	Quantity	Current market value	Current price per unit	% of total portfolio	Avg. original value at PNC	Total original value at PNC	Unrealized gain/loss	Current yield	Estimated annual income	Accrued income
FEDERAL HOME LOAN MTG CORP POOL Z57676 03.000% DUE 03/01/2032 RATING: N/A (3132A8051) PNC CAPITAL ADVISORS	\$5,376.34	5,620.377	\$5,369.15	\$95.5300	0.07%	\$6,005.88	\$106.86	-\$636.73	3.15%	\$168.61	\$14.52
FEDERAL HOME LOAN MTG CORP POOL SD8268 05.500% DUE 11/01/2052 RATING: N/A (3132DWFH1) PNC CAPITAL ADVISORS	4,161.38	4,130.650	4,078.11	98.7280	0.06%	4,098.20	99.21	-20.09	5.58%	227.19	19.56

EIN: 22-2230709 PN502



LOCAL 464A EDUCATION FUND CONS
INVESTMENT MANAGEMENT STATEMENT

Account number 20-42-502-***0584
January 1, 2024 - December 31, 2024

Schedule H, Line 4i - Schedule of
Assets
(Held at end of year)

Detail

Agency bonds

Description (Cusip)	Market value last period		Current market value		% of total portfolio	Total original value at PNC	Avg. original value at PNC per unit	Unrealized gain/loss	Current yield	Estimated annual income	Accrued income
	Quantity	Price per unit	Current	Current							
FEDERAL HOME LOAN MTG CORP POOL S08279 06.000% DUE 11/01/2052 RATING: N/A (3132DWFU2) PNC CAPITAL ADVISORS	3,936.99 3,866.341	3,891.24 100.6440	3,891.24 100.6440	3,891.24 100.6440	0.06 %	3,922.24 101.45	3,922.24 101.45	-31.00	5.97 %	231.98	19.98
FEDERAL HOME LOAN MTG CORP POOL QF2389 05.500% DUE 10/01/2052 RATING: N/A (3133BPUN6) PNC CAPITAL ADVISORS	4,408.32 4,378.220	4,332.82 98.9630	4,332.82 98.9630	4,332.82 98.9630	0.06 %	4,423.02 101.02	4,423.02 101.02	-90.20	5.56 %	240.80	20.74
FEDERAL HOME LOAN MTG CORP POOL RA3194 02.500% DUE 08/01/2050 RATING: N/A (3133KJRP9) PNC CAPITAL ADVISORS	7,444.62 8,676.014	7,141.05 82.3080	7,141.05 82.3080	7,141.05 82.3080	0.10 %	9,120.62 105.12	9,120.62 105.12	-1,979.57	3.04 %	216.90	18.68
FEDERAL HOME LOAN MTG CORP POOL #QA0127 03.500% DUE 06/01/2049 RATING: N/A (31334WD81) PNC CAPITAL ADVISORS	5,274.57 5,667.182	5,085.84 89.7420	5,085.84 89.7420	5,085.84 89.7420	0.07 %	6,014.27 106.12	6,014.27 106.12	-928.43	3.91 %	198.35	17.08
FEDERAL NATL MTG ASSN POOL AS4168 04.000% DUE 12/01/2044 RATING: N/A (3138WDT27) PNC CAPITAL ADVISORS	3,872.93 4,017.266	3,734.57 92.9630	3,734.57 92.9630	3,734.57 92.9630	0.05 %	4,333.62 107.87	4,333.62 107.87	-599.05	4.31 %	160.69	13.84

EIN: 22-2230709 PN502



LOCAL 464A EDUCATION FUND CONS
INVESTMENT MANAGEMENT STATEMENT

Account number 20-42-502-***0584
January 1, 2024 - December 31, 2024

Schedule H, Line 4i - Schedule of
Assets
(Held at end of year)

Detail

Agency bonds

Description [Cusip]	Market value last period		Current market value		% of total portfolio	Total original value at PNC	Avg original value at PNC per unit	Unrealized gain/loss	Current yield	Estimated annual income	Accrued income
	Quantity	Price	Current price per unit	Current							
FEDERAL NATL MTG ASSN POOL AS8012 02.500% DUE 09/01/2031 RATING: N/A (3138WH3W0) PNC CAPITAL ADVISORS	7,396.80 7,828.787		7,400.94 94.5350		0.10 %	8,220.21 105.00		- 819.27	2.65 %	195.72	16.85
FEDERAL NATL MTG ASSN POOL BK0922 04.500% DUE 07/01/2048 RATING: N/A (3140HEAY8) PNC CAPITAL ADVISORS	6,153.96 6,241.034		5,957.07 95.4500		0.08 %	5,945.57 95.27		11.50	4.72 %	280.85	24.18
FEDERAL NATL MTG ASSN POOL BM3973 03.000% DUE 04/01/2032 RATING: N/A (3140J8MX8) PNC CAPITAL ADVISORS	3,759.33 3,896.962		3,780.79 97.0190		0.05 %	4,124.06 105.83		- 343.27	3.10 %	116.91	10.07
FEDERAL NATL MTG ASSN POOL BR2619 02.000% DUE 02/01/2051 RATING: N/A (3140L04D6) PNC CAPITAL ADVISORS	5,710.23 6,868.370		5,434.87 79.1290		0.08 %	7,117.30 103.62		- 1,682.43	2.53 %	137.37	11.83
FEDERAL NATL MTG ASSN POOL BV7928 04.500% DUE 08/01/2052 RATING: N/A (3140M1MY28) PNC CAPITAL ADVISORS	15,798.34 16,292.648		15,354.52 94.2420		0.20 %	15,939.28 97.83		- 584.76	4.78 %	733.17	63.13

EIN: 22-2230709 PN502

LOCAL 464A EDUCATION FUND CONS
INVESTMENT MANAGEMENT STATEMENT

Account number 20-42-502-***0584
January 1, 2024 - December 31, 2024



Schedule H, Line 4i - Schedule of
Assets
(Held at end of year)

Detail

Agency bonds

Description (Cusip)	Market value last period		Current market value		% of total portfolio	Total original value at PNC	Unrealized gain/loss	Current yield	Estimated annual income	Accrued income
	Quantity	Price per unit	Current price per unit	Avg. original value at PNC per unit						
FEDERAL NATL MTG ASSN POOL CA4881 02.500% DUE 12/01/2034 RATING: N/A (3140QCM78) PNC CAPITAL ADVISORS	7,415.74 7,969.554	7,317.33 91.8160			0.10 %	8,367.99 105.00	- 1,050.66	2.73 %	199.24	17.16
FEDERAL NATL MTG ASSN POOL CA5540 03.000% DUE 04/01/2050 RATING: N/A (3140QDEN0) PNC CAPITAL ADVISORS	6,412.62 7,158.374	6,174.74 86.2590			0.08 %	7,637.63 106.70	- 1,462.89	3.48 %	214.75	18.49
FEDERAL NATL MTG ASSN POOL CA6638 02.500% DUE 08/01/2050 RATING: N/A (3140QELU4) PNC CAPITAL ADVISORS	6,576.67 7,681.421	6,333.95 82.4580			0.09 %	8,097.49 105.42	- 1,763.54	3.04 %	192.04	16.54
FEDERAL NATL MTG ASSN POOL CA4847 02.500% DUE 08/01/2035 RATING: N/A (3140QETD4) PNC CAPITAL ADVISORS	13,063.35 13,941.499	12,801.64 91.8240			0.17 %	13,572.66 97.35	- 771.02	2.73 %	348.54	30.01
FEDERAL NATL MTG ASSN POOL CB4847 05.500% DUE 10/01/2052 RATING: N/A (3140QQL52) PNC CAPITAL ADVISORS	8,179.26 8,123.448	8,038.56 98.9550			0.11 %	8,068.86 99.33	- 30.30	5.56 %	446.79	38.47

EIN: 22-2230709 PN502

LOCAL 464A EDUCATION FUND CONS
INVESTMENT MANAGEMENT STATEMENT

Account number 20-42-502-***0584
January 1, 2024 - December 31, 2024



Schedule H, Line 4i - Schedule of
Assets
(Held at end of year)

Detail

Agency bonds

Description [Cusip]	Market value last period		Current market value		% of total portfolio	Total original value at PNC	Unrealized gain/loss	Current yield	Estimated annual income	Accrued income
	Quantity	price per unit	Current price per unit	Avg. original value at PNC per unit						
FEDERAL NATL MTG ASSN POOL CA1354	5,244.54	5,597.814	5,024.04	89.7500	0.07%	6,018.52	- 994.48	3.90%	195.92	16.87
03.500% DUE 03/01/2048 RATING: N/A (314008QG3)						107.52				
PNC CAPITAL ADVISORS										
FEDERAL NATL MTG ASSN POOL FM6733	5,963.65	6,311.610	5,970.97	94.6030	0.08%	6,629.16	- 658.19	2.65%	157.79	13.59
02.500% DUE 02/01/2035 RATING: N/A (3140XAPT3)						105.03				
PNC CAPITAL ADVISORS										
FEDERAL NATL MTG ASSN POOL FM8248	5,787.38	6,682.050	5,561.94	83.2370	0.08%	6,994.19	- 1,432.25	3.01%	167.05	14.38
02.500% DUE 08/01/2051 RATING: N/A (3140XCEW4)						104.67				
PNC CAPITAL ADVISORS										
FEDERAL NATL MTG ASSN POOL FS4157	8,401.37	8,668.190	8,008.89	92.3940	0.11%	8,401.37	- 392.48	4.33%	346.73	29.86
04.000% DUE 05/01/2049 RATING: N/A (3140XKTP5)						96.92				
PNC CAPITAL ADVISORS										
FEDERAL NATL MTG ASSN POOL FM4085	2,603.07	2,776.844	2,497.19	89.9290	0.04%	2,995.94	- 498.75	3.90%	97.19	8.37
03.500% DUE 01/01/2050 RATING: N/A (3140X7RF8)						107.89				
PNC CAPITAL ADVISORS										

EIN: 22-2230709 PN502

LOCAL 464A EDUCATION FUND CONS
INVESTMENT MANAGEMENT STATEMENT

Account number 20-42-502-***0584
January 1, 2024 - December 31, 2024



Schedule H, Line 4i - Schedule of
Assets
(Held at end of year)

Detail

Agency bonds

Description (Cusip)	Market value last period		Current market value	% of total portfolio	Total original value at PNC		Unrealized gain/loss	Current yield	Estimated annual income	Accrued income
	Quantity	Current price per unit			Avg. original value at PNC per unit	yield				
FEDERAL NATL MTG ASSN POOL FM5328 01.500% DUE 01/01/2031 RATING: N/A (3140X84N4)	5,676.46 6,144.159	5,706.45 92.8760	5,706.45 92.8760	0.08 %	6,304.00 102.60	-577.55	1.62 %	92.16	7.94	
PNC CAPITAL ADVISORS										
FEDERAL NATL MTG ASSN POOL FM5792 01.500% DUE 12/01/2035 RATING: N/A (3140X9NJ0)	7,305.36 8,360.169	7,223.02 86.3980	7,223.02 86.3980	0.10 %	8,514.31 101.84	-1,291.29	1.74 %	125.40	10.80	
PNC CAPITAL ADVISORS										
FEDERAL NATL MTG ASSN POOL MA3664 04.000% DUE 05/01/2049 RATING: N/A (31418DCA8)	8,434.44 8,793.857	8,143.99 92.6100	8,143.99 92.6100	0.11 %	8,035.35 91.37	108.64	4.32 %	351.75	30.29	
PNC CAPITAL ADVISORS										
FEDERAL NATL MTG ASSN POOL MA4261 02.000% DUE 02/01/2036 RATING: N/A (31418DWX6)	5,130.42 5,694.490	5,048.45 88.6550	5,048.45 88.6550	0.07 %	5,957.88 104.63	-909.43	2.26 %	113.89	9.81	
PNC CAPITAL ADVISORS										
FEDERAL NATL MTG ASSN POOL MA4285 02.000% DUE 03/01/2031 RATING: N/A (31418DXP2)	8,210.81 8,762.410	8,233.69 93.9660	8,233.69 93.9660	0.11 %	9,107.40 103.94	-873.71	2.13 %	175.25	15.09	
PNC CAPITAL ADVISORS										

EIN: 22-2230709 PN502



LOCAL 464A EDUCATION FUND CONS
INVESTMENT MANAGEMENT STATEMENT

Account number 20-42-502-***0584
January 1, 2024 - December 31, 2024

Schedule H, Line 4i - Schedule of
Assets
(Held at end of year)

Detail

Agency bonds

Description (Cusip)	Market value last period	Current market value	% of total portfolio	Total original value at PNC	Avg. original value at PNC per unit	Unrealized gain/loss	Current yield	Estimated annual income	Accrued income
FEDERAL NATL MTG ASSN POOL MA4785 05.000% DUE 10/01/2052 RATING: N/A (31418EJ76) PNC CAPITAL ADVISORS	Quantity 16,369.42 16,438.794	Current price per unit 15,916.53 96.8230	0.21 %	16,066.93 97.74	- 150.40	5.17 %	821.94	70.78	
Total agency bonds		\$189,562.35	2.45 %	\$210,033.95	- \$20,471.60	3.67 %	\$6,954.97	\$598.91	

Mortgages

Description (Cusip)	Market value last period	Current market value	% of total portfolio	Total original value at PNC	Avg. original value at PNC per unit	Unrealized gain/loss	Current yield	Estimated annual income	Accrued income
FILMC MULTIFAMILY STRUCTURED P SERIES K067 CLASS A2 03.194% DUE 07/25/2027 RATING: AAA (3137FAWS3) PNC CAPITAL ADVISORS	Quantity \$19,339.06 20,000	Current price per unit \$19,326.60 \$96.6330	0.26 %	\$19,339.06 \$96.70	- \$12.46	3.31 %	\$638.80	\$53.23	
FILMC MULTIFAMILY STRUCTURED P SERIES K080 CLASS A2 VAR% DUE 07/25/2028 RATING: AAA (3137FHPJ6) PNC CAPITAL ADVISORS	Quantity 9,776.18 10,000	Current price per unit 9,760.60 97.6060	0.13 %	9,776.18 97.76	- 15.58	4.03 %	392.60	32.72	
Total mortgages		\$29,087.20	0.38 %	\$29,115.24	- \$28.04	3.55 %	\$1,031.40	\$85.95	

EIN: 22-2230709 PN502



LOCAL 464A EDUCATION FUND CONS
INVESTMENT MANAGEMENT STATEMENT

Account number 20-42-502-***0584
January 1, 2024 - December 31, 2024

Schedule H, Line 4i - Schedule of
Assets
(Held at end of year)

Detail

Asset backed

Description [Cusip]	Market value last period		Current market value		% of total portfolio	Total original value at PNC at PNC per unit	Unrealized gain/loss	Current yield	Estimated annual income	Accrued income
	Quantity	price per unit	Current	Current						
BANK OF AMERICA CREDIT CARD TR		\$15,052.20		\$15,066.00	0.20%	\$14,996.60	\$69.40	4.77%	\$718.50	\$31.93
SERIES 2023 A1 CLASS A1	15,000			\$100.4400		\$99.98				
04.790% DUE 05/15/2028										
RATING: N/A										
(05522RDG0)										
PNC CAPITAL ADVISORS										
CNH EQUIPMENT TRUST	9,757.75		9,785.65		0.13%	9,720.90	64.75	5.12%	500.71	22.25
SERIES 2022 C CLASS A3	9,722.550		100.6490			99.98				
05.150% DUE 04/17/2028										
RATING: AAA										
(12664JAC4)										
PNC CAPITAL ADVISORS										
CNH EQUIPMENT TRUST	9,985.20		10,038.20		0.13%	9,998.31	39.89	4.80%	481.00	21.38
SERIES 2023 A CLASS A3	10,000		100.3820			99.98				
04.810% DUE 08/15/2028										
RATING: N/A										
(12664QAC8)										
PNC CAPITAL ADVISORS										
CAPITAL ONE MULTI-ASSET EXECUT	4,979.80		5,000.50		0.07%	4,998.85	1.65	4.42%	221.00	9.82
SERIES 2023 A1 CLASS A	5,000		100.0100			99.98				
04.420% DUE 05/15/2028										
RATING: N/A										
(14041NGD7)										
PNC CAPITAL ADVISORS										
DISCOVER CARD EXECUTION NOTE T	14,895.15		14,966.10		0.20%	14,999.13	- 33.03	4.32%	646.50	28.73
SERIES 2023 A1 CLASS A	15,000		99.7740			99.99				
04.310% DUE 03/15/2028										
RATING: AAA										
(254683CY9)										
PNC CAPITAL ADVISORS										

EIN: 22-2230709 PN502

LOCAL 464A EDUCATION FUND CONS
INVESTMENT MANAGEMENT STATEMENT

Account number 20-42-502-***0584
January 1, 2024 - December 31, 2024



Schedule H, Line 4i - Schedule of
Assets
(Held at end of year)

Detail

Asset backed

Description (Cusip)	Market value last period		Current market value		% of total portfolio	Total original value at PNC	Avg. original value at PNC per unit	Unrealized gain/loss	Current yield	Estimated annual income	Accrued income
	Quantity	Current price per unit	Current price per unit	Current yield							
FORD CREDIT AUTO OWNER TRUST SERIES 2023 A CLASS A3 05.690% DUE 02/15/2028 RATING: N/A [344928AD8] PNC CAPITAL ADVISORS	9,763.00 10,000	10,012.50 100.1250	9,998.96 99.99	0.13 %	13.54	9,998.96 99.99	9,998.96 99.99	13.54	4.65 %	465.00	20.67
FORD CREDIT AUTO OWNER TRUST SERIES 2022 A CLASS A3 01.290% DUE 06/15/2026 RATING: N/A [345286AC2] PNC CAPITAL ADVISORS	2,949.52 3,030.950	3,008.95 99.2740	3,030.58 99.99	0.04 %	-21.63	3,030.58 99.99	3,030.58 99.99	-21.63	1.30 %	39.10	1.74
GM FINANCIAL SECURITIZED TERM SERIES 2023 2 CLASS A3 04.470% DUE 02/16/2028 RATING: AAA [362583AD8] PNC CAPITAL ADVISORS	14,903.40 15,000	14,999.55 99.9970	14,999.59 100.00	0.20 %	-0.04	14,999.59 100.00	14,999.59 100.00	-0.04	4.48 %	670.50	27.94
GM FINANCIAL SECURITIZED TERM SERIES 2021 3 CLASS A3 00.480% DUE 06/16/2026 RATING: N/A [380140AC7] PNC CAPITAL ADVISORS	789.76 813.030	809.66 99.5850	806.03 99.14	0.02 %	3.63	806.03 99.14	806.03 99.14	3.63	0.49 %	3.90	0.16
GM FINANCIAL SECURITIZED TERM SERIES 2022 1 CLASS A3 01.260% DUE 11/16/2026 RATING: N/A [380146AC4] PNC CAPITAL ADVISORS	2,612.76 2,691.630	2,667.24 99.0940	2,691.39 99.99	0.04 %	-24.15	2,691.39 99.99	2,691.39 99.99	-24.15	1.28 %	33.91	1.41



LOCAL 464A EDUCATION FUND CONS
INVESTMENT MANAGEMENT STATEMENT

Account number 20-42-502-***0584
January 1, 2024 - December 31, 2024

Schedule H, Line 4i - Schedule of
Assets
(Held at end of year)

Detail

Asset backed

Description (Cusip)	Market value last period		Current market value		% of total portfolio	Total original value at PNC	Avg. original value at PNC per unit	Unrealized gain/loss	Current yield	Estimated annual income	Accrued income
	Quantity	Price per unit	Current price per unit	Current							
HONDA AUTO RECEIVABLES OWNER SERIES 2023 2 CLASS A3 04.660% DUE 11/15/2027 RATING: AAA (437927AC0)	5,023.40	5,000	5,032.40	100.6480	0.07%	4,999.19	99.98	33.21	4.90%	246.50	10.96
PNC CAPITAL ADVISORS											
HYUNDAI AUTO RECEIVABLES TRUST SERIES 2022 B CLASS A3 03.720% DUE 11/16/2026 RATING: N/A (44918MAD2)	2,463.12	2,498.650	2,490.33	99.6670	0.04%	2,498.65	100.00	-8.32	3.74%	92.95	4.13
PNC CAPITAL ADVISORS											
JOHN DEERE OWNER TRUST SERIES 2022 C CLASS A3 05.090% DUE 06/15/2027 RATING: AAA (47800BAC2)	7,621.53	7,622.150	7,644.33	100.2910	0.10%	7,621.55	99.99	22.78	5.08%	387.97	17.24
PNC CAPITAL ADVISORS											
NISSAN AUTO RECEIVABLES OWNER SERIES 2023 A CLASS A3 05.090% DUE 11/15/2027 RATING: AAA (65480WAD3)	10,003.20	10,000	10,032.20	100.3220	0.13%	9,998.23	99.98	33.97	4.90%	491.00	21.82
PNC CAPITAL ADVISORS											
TOYOTA AUTO RECEIVABLES OWNER SERIES 2023 B CLASS A3 04.710% DUE 02/15/2028 RATING: AAA (89194TAD8)	9,984.60	10,000	10,030.70	100.3070	0.13%	9,999.44	99.99	31.26	4.70%	471.00	20.93
PNC CAPITAL ADVISORS											
VERIZON MASTER TRUST SERIES 2024-3 CLASS A1A 05.340% DUE 04/22/2030 RATING: AAA (92348KCQ4)	9,997.79	10,000	10,168.40	101.6840	0.14%	9,997.79	99.98	170.61	5.26%	534.00	16.32
PNC CAPITAL ADVISORS											

EIN: 22-2230709 PNs02



LOCAL 464A EDUCATION FUND CONS
INVESTMENT MANAGEMENT STATEMENT

Schedule H, Line 4i – Schedule of
Assets
(Held at end of year)

Account number 20-42-502-***0584
January 1, 2024 - December 31, 2024

Detail

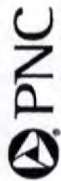
Asset backed

Description (Cusip)	Market value last period	Quantity	Current market value	Current price per unit	% of total portfolio	Total original value at PNC	Avg. original value at PNC per unit	Unrealized gain/loss	Current yield	Estimated annual income	Accrued income
Total asset backed			\$131,752.71		1.71 %	\$131,355.19		\$397.52	4.56 %	\$6,003.54	\$257.43
Total fixed income			\$1,754,335.78		22.71 %	\$1,813,121.28		-\$58,785.50	3.05 %	\$53,531.51	\$10,563.62

Equities

Stocks
Consumer discretionary

Description (Symbol)	Market value last period	Quantity	Current market value	Current price per unit	% of total portfolio	Total original value at PNC	Avg. original value at PNC per unit	Unrealized gain/loss	Current yield	Estimated annual income	Accrued income
AMAZON COM INC (AMZN)	\$208,461.68	1,372	\$301,003.08	\$219.3900	3.90 %	\$125,342.82	\$91.36	\$175,660.26			
PNC LCC ADVANTAGE RESTRICTED										2,340.00	
AUTOZONE INC (AZO)	43,955.37	17	54,434.00	3,202.0000	0.71 %	27,239.78	1,602.34	27,194.22			
PNC LCC ADVANTAGE RESTRICTED											
HOME DEPOT INC (HD)	90,103.00	260	101,137.40	388.9900	1.31 %	29,759.22	114.46	71,378.18	2.32 %		
PNC LCC ADVANTAGE RESTRICTED											
MARRIOTT INTERNATIONAL INC (MAR)	49,739.60	205	57,182.70	278.9400	0.75 %	49,739.60	242.63	7,443.10	0.91 %	516.60	
PNC LCC ADVANTAGE RESTRICTED											
MCDONALD'S CORP (MCD)	53,371.80	180	52,180.20	289.8900	0.68 %	49,414.00	274.52	2,766.20	2.45 %	1,274.40	
PNC LCC ADVANTAGE RESTRICTED											
TJX COMPANIES INC NEW (TX)	48,499.77	517	62,458.77	120.8100	0.81 %	41,944.45	81.17	20,494.32	1.25 %	775.50	
PNC LCC ADVANTAGE RESTRICTED											
Total consumer discretionary			\$628,396.15		8.13 %	\$323,459.87		\$304,936.28	0.78 %	\$4,906.50	



INSTITUTIONAL
ASSET MANAGEMENT

LOCAL 464A EDUCATION FUND CONS
INVESTMENT MANAGEMENT STATEMENT

Account number 20-42-502-***0584
January 1, 2024 - December 31, 2024

Schedule H, Line 4i - Schedule of
Assets
(Held at end of year)

Detail

Consumer staples

Description (Symbol)	Market value last period	Quantity	Current market value	Current price per unit	% of total portfolio	Avg. original value at PNC per unit	Unrealized gain/loss	Current yield	Estimated annual income	Accrued income
COSTCO WHOLESALE CORP (COST)	\$71,948.72	109	\$99,873.43	\$916.2700	1.30%	\$40,636.60	\$59,236.83	0.51%	\$505.76	
PNC LCC ADVANTAGE RESTRICTED						\$372.81				
PEPSICO INC (PEP)	68,795.20	405	61,584.30	152.0600	0.80%	70,719.68	-9,135.38	3.57%	2,195.10	548.78
PNC LCC ADVANTAGE RESTRICTED						174.62				
PHILIP MORRIS INTERNAT-W/ (PM)	63,504.00	675	81,236.25	120.3500	1.06%	68,137.37	13,098.88	4.49%	3,645.00	911.25
PNC LCC ADVANTAGE RESTRICTED						100.94				
PROCTER & GAMBLE CO (PG)	57,150.60	390	65,383.50	167.6500	0.85%	38,907.88	26,475.62	2.41%	1,570.14	
PNC LCC ADVANTAGE RESTRICTED						99.76				
Total consumer staples			\$308,077.48		3.99%	\$218,401.53	\$89,675.95	2.57%	\$7,916.00	\$1,460.03

Energy

Description (Symbol)	Market value last period	Quantity	Current market value	Current price per unit	% of total portfolio	Avg. original value at PNC per unit	Unrealized gain/loss	Current yield	Estimated annual income	Accrued income
CHEVRON CORPORATION (CVX)	\$48,974.48	328	\$47,507.52	\$144.8400	0.62%	\$50,977.03	-\$3,469.51	4.51%	\$2,138.56	
PNC LCC ADVANTAGE RESTRICTED						\$155.42				
EXXON MOBIL CORP (XOM)	88,482.30	885	95,199.45	107.5700	1.24%	50,679.52	44,519.93	3.69%	3,504.60	
PNC LCC ADVANTAGE RESTRICTED						57.26				
Total energy			\$142,706.97		1.85%	\$101,656.55	\$41,050.42	3.95%	\$5,643.16	

Financial

Description (Symbol)	Market value last period	Quantity	Current market value	Current price per unit	% of total portfolio	Avg. original value at PNC per unit	Unrealized gain/loss	Current yield	Estimated annual income	Accrued income
CHUBB LTD (CB)	\$56,500.00	250	\$69,075.00	\$276.3000	0.90%	\$49,935.93	\$19,139.07	1.32%	\$910.00	\$227.50
SEDOL B3BOMF6						\$199.74				
ISIN CH0044328745										
PNC LCC ADVANTAGE RESTRICTED										
BANK OF AMERICA CORP (BAC)	70,875.35	2,105	92,514.75	43.9500	1.20%	63,056.65	29,458.10	2.37%	2,189.20	
PNC LCC ADVANTAGE RESTRICTED						29.96				



INSTITUTIONAL
ASSET MANAGEMENT

LOCAL 464A EDUCATION FUND CONS
INVESTMENT MANAGEMENT STATEMENT

Account number 20-42-502-***0584
January 1, 2024 - December 31, 2024

Schedule H, Line 4i - Schedule of
Assets
(Held at end of year)

Detail

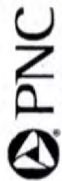
Financial

Description (Symbol)	Market value last period		Current market value		% of total portfolio	Avg. original value at PNC per unit	Unrealized gain/loss	Current yield	Estimated annual income	Accrued income
	Quantity	price per unit	Current	Current						
BLACKSTONE INC (BX)	54,986.40	72,416.40			0.94 %	61,859.66	10,556.74	0.88 %	633.36	
PNC LCC ADVANTAGE RESTRICTED	420	172,4200				147.28				
BLACKROCK FUNDING INC/DE (BLK)	58,449.60	73,807.92			0.96 %	42,823.79	30,984.13	2.00 %	1,468.80	
PNC LCC ADVANTAGE RESTRICTED	72	1,025,1100				594.77				
JPMORGAN CHASE & CO (JPM)	97,467.30	137,353.83			1.78 %	30,096.10	107,257.73	2.09 %	2,865.00	
PNC LCC ADVANTAGE RESTRICTED	573	239,7100				52.52				
MASTERCARD INC CL A (MA)	95,111.73	117,425.11			1.53 %	72,911.54	44,513.57	0.58 %	677.92	
PNC LCC ADVANTAGE RESTRICTED	223	526,5700				326.96				
MORGAN STANLEY (MS)	50,914.50	68,643.12			0.89 %	31,049.02	37,594.10	2.95 %	2,020.20	
PNC LCC ADVANTAGE RESTRICTED	546	125,7200				56.87				
RAYMOND JAMES FINANCIAL INC (RJF)	57,625.53	60,112.71			0.78 %	57,625.53	2,487.18	1.29 %	774.00	
PNC LCC ADVANTAGE RESTRICTED	387	155,3300				148.90				
S&P GLOBAL INC (SPGI)	60,791.76	68,728.14			0.89 %	14,956.12	53,772.02	0.74 %	502.32	
PNC LCC ADVANTAGE RESTRICTED	138	498,0300				108.38				
VISA INC (V)	80,187.80	97,340.32			1.27 %	27,149.63	70,190.69	0.75 %	726.88	
CLASS A SHARES	308	316,0400				88.15				
PNC LCC ADVANTAGE RESTRICTED										
Total financial			\$857,417.30		11.10 %	\$451,463.97	\$405,953.33	1.49 %	\$12,767.68	\$227.50

Health care

Description (Symbol)	Market value last period		Current market value		% of total portfolio	Avg. original value at PNC per unit	Unrealized gain/loss	Current yield	Estimated annual income	Accrued income
	Quantity	price per unit	Current	Current						
ABBOTT LABORATORIES INC (ABT)	\$71,105.22	\$73,069.06			0.95 %	\$78,156.53	-\$5,087.47	2.09 %	\$1,524.56	
PNC LCC ADVANTAGE RESTRICTED	646	\$113,1100				\$120.99				
ABBVIE INC (ABBV)	49,435.43	56,686.30			0.74 %	29,817.73	26,868.57	3.70 %	2,092.64	
PNC LCC ADVANTAGE RESTRICTED	319	177,7000				93.47				
BOSTON SCIENTIFIC CORP (BSX)	45,265.23	69,937.56			0.91 %	42,366.07	27,571.49			
PNC LCC ADVANTAGE RESTRICTED	783	89,3200				54.11				
ELI LILLY & CO (LLY)	97,930.56	129,696.00			1.68 %	18,466.98	111,229.02	0.78 %	1,008.00	
PNC LCC ADVANTAGE RESTRICTED	168	772,0000				109.92				

EIN: 22-2230709 PN502



INSTITUTIONAL
ASSET MANAGEMENT

LOCAL 464A EDUCATION FUND CONS
INVESTMENT MANAGEMENT STATEMENT

Account number 20-42-502-***0584
January 1, 2024 - December 31, 2024

Schedule H, Line 4i - Schedule of
Assets
(Held at end of year)

Detail

Health care

Description (Symbol)	Market value last period	Quantity	Current market value	Current price per unit	% of total portfolio	Total original value at PNC	Avg. original value at PNC per unit	Unrealized gain/loss	Current yield	Estimated annual income	Accrued income
MERCK & CO INC (MRK)	72,716.34	667	66,353.16	99.4800	0.86 %	53,472.55	80.17	12,880.61	3.26 %	2,161.08	540.27
PNC LCC ADVANTAGE RESTRICTED	41,924.40	140	50,407.00	360.0500	0.66 %	32,931.13	235.22	17,475.87	0.94 %	470.40	117.60
STRYKER CORP (SYK)	120,561.63	229	115,841.94	505.8600	1.50 %	72,345.79	315.92	43,496.15	1.67 %	1,923.60	
PNC LCC ADVANTAGE RESTRICTED					7.28 %	\$327,556.78		\$234,434.24	1.63 %	\$9,180.28	\$657.87

Industrials

Description (Symbol)	Market value last period	Quantity	Current market value	Current price per unit	% of total portfolio	Total original value at PNC	Avg. original value at PNC per unit	Unrealized gain/loss	Current yield	Estimated annual income	Accrued income
CINTAS CORP (CTAS)	\$63,429.97	421	\$76,916.70	\$182.7000	1.00 %	\$23,174.04	\$55.05	\$53,742.66	0.86 %	\$656.76	
PNC LCC ADVANTAGE RESTRICTED	73,817.92	352	79,513.28	225.8900	1.03 %	65,923.01	187.28	13,590.27	2.01 %	1,591.04	
HONEYWELL INTL INC (HON)	56,996.90	150	62,833.50	418.8900	0.82 %	56,996.90	379.98	5,836.60	1.27 %	792.00	
PNC LCC ADVANTAGE RESTRICTED	82,497.19	313	79,364.28	253.5600	1.03 %	77,843.13	248.70	1,521.15	2.37 %	1,878.00	469.50
ILLINOIS TOOL WORKS INC (ITW)	54,813.20	254	80,276.70	316.0500	1.04 %	14,663.38	57.73	65,613.32	0.13 %	101.60	
PNC LCC ADVANTAGE RESTRICTED	62,815.48	47	59,562.16	1,267.2800	0.78 %	62,815.48	1,336.50	-3,253.32			
PNC LCC ADVANTAGE RESTRICTED					5.68 %	\$301,415.94		\$137,050.68	1.15 %	\$5,019.40	\$469.50

EIN: 22-2230709 PN502



LOCAL 464A EDUCATION FUND CONS
INVESTMENT MANAGEMENT STATEMENT

Account number 20-42-502-***0584
January 1, 2024 - December 31, 2024

Schedule H, Line 4i - Schedule of
Assets
(Held at end of year)

Detail

Description (Symbol)	Market value last period		Current market value		% of total portfolio	Total original value at PNC	Unrealized gain/loss	Current yield	Estimated annual income	Accrued income
	Quantity	price per unit	Current	price per unit						
ACCENTURE PLC CLASS A (ACN)	\$61,760.16	\$61.915.04		\$351.7900	0.81 %	\$31,461.47	\$30,453.57	1.69 %	\$1,041.92	
SEDOL B4BNMY3 ISIN IE00B4BNMY34	176					\$178.76				
PNC LCC ADVANTAGE RESTRICTED										
APPLE INC (AAPL)	338,660.27	440.488.78			5.71 %	50,758.05	389,730.73	0.40 %	1,759.00	
PNC LCC ADVANTAGE RESTRICTED	1,759	250.4200				28.86				
BROADCOM INC (AVGO)	116,090.00	241,113.60			3.13 %	28,552.42	212,561.18	1.02 %	2,454.40	
PNC LCC ADVANTAGE RESTRICTED	1,040	231.8400				27.45				
CADENCE DESIGN SYSTEMS INC (CDNS)	62,372.73	68,805.34			0.90 %	47,813.65	20,991.69			
PNC LCC ADVANTAGE RESTRICTED	229	300.4600				208.79				
LAM RESEARCH CORP (LRCX)	65,010.58	59,950.90			0.78 %	31,193.18	28,757.72	1.28 %	763.60	190.90
PNC LCC ADVANTAGE RESTRICTED	830	72.2300				37.58				
MICROSOFT CORP (MSFT)	398,226.36	446,368.50			5.78 %	90,746.07	355,622.43	0.79 %	3,515.88	
PNC LCC ADVANTAGE RESTRICTED	1,059	421.5000				85.69				
MOTOROLA SOLUTIONS INC (MSI)	45,398.05	67,023.35			0.87 %	24,618.06	42,405.29	0.95 %	632.20	158.05
PNC LCC ADVANTAGE RESTRICTED	145	462.2300				169.78				
NVIDIA CORP (NVDA)	398,431.41	394,678.31			5.11 %	398,431.41	-3,753.10	0.03 %	117.56	
PNC LCC ADVANTAGE RESTRICTED	2,939	134.2900				135.57				
SERVICE NOW INC (NOW)	55,812.71	83,749.48			1.09 %	43,419.93	40,329.55			
PNC LCC ADVANTAGE RESTRICTED	79	1,060.1200				549.62				
TAIWAN SEMICONDUCTOR MTG CO (TSM)	30,368.00	57,667.08			0.75 %	30,048.50	27,618.58	0.99 %	569.11	142.00
ADR	292	197.4900				102.91				
PNC LCC ADVANTAGE RESTRICTED										
TELEDYNE TECHNOLOGIES INC (TDY)	38,380.94	39,915.18			0.52 %	29,591.74	10,323.44			
PNC LCC ADVANTAGE RESTRICTED	86	464.1300				344.09				
Total information technology					25.39 %	\$806,634.48	\$1,155,041.08	0.55 %	\$10,853.67	\$490.95

EIN: 22-2230709 PN502



LOCAL 464A EDUCATION FUND CONS
INVESTMENT MANAGEMENT STATEMENT

Schedule H, Line 4i - Schedule of
Assets
(Held at end of year)

Account number 20-42-502-***0584
January 1, 2024 - December 31, 2024

Detail

Materials

Description (Symbol)	Quantity	Current market value	% of total portfolio	Avg. original value at PNC per unit	Total original value at PNC	Unrealized gain/loss	Current yield	Estimated annual income	Accrued income
NEW LINDE PLC (LIN)	\$57,248.66	\$50,240.40	0.66%	\$57,248.66	\$477.07	-\$7,008.26	1.33%	\$667.20	
SEDOL BNZHB81	120	\$418.6700							
ISIN IE00059YS762									
PNC LCC ADVANTAGE RESTRICTED									
EASTMAN CHEM CO (EMN)	46,799.34	38,719.68	0.51%	46,799.34		-8,079.66	3.64%	1,407.68	351.92
PNC LCC ADVANTAGE RESTRICTED	424	91.3200		110.38					
SHERWIN-WILLIAMS CO (SHW)	57,243.28	51,329.43	0.67%	57,243.28		-5,913.85	0.85%	431.86	
PNC LCC ADVANTAGE RESTRICTED	151	339.9300		379.09					
Total materials		\$140,289.51	1.82%	\$161,291.28		-\$21,001.77	1.79%	\$2,506.74	\$351.92

Telecommunication services

Description (Symbol)	Quantity	Current market value	% of total portfolio	Avg. original value at PNC per unit	Total original value at PNC	Unrealized gain/loss	Current yield	Estimated annual income	Accrued income
ALPHABET INC/CA-CL A (GOOGL)	\$230,209.12	\$311,966.40	4.04%	\$62,823.01		\$249,143.39	0.43%	\$1,318.40	
PNC LCC ADVANTAGE RESTRICTED	1,648	\$189.3000		\$38.12					
DISNEY WALT CO (DIS)	51,627.25	47,435.10	0.62%	51,627.25		-4,192.15	0.90%	426.00	213.00
PNC LCC ADVANTAGE RESTRICTED	426	111.3500		121.19					
META PLATFORMS INC (META)	145,831.52	241,230.12	3.13%	83,858.49		157,371.63	0.35%	824.00	
PNC LCC ADVANTAGE RESTRICTED	412	585.5100		203.54					
FOX CORP - CLASS A - W/ (FOXA)	32,162.28	52,660.72	0.69%	42,484.42		10,176.30	1.12%	585.36	
PNC LCC ADVANTAGE RESTRICTED	1,084	48.5800		39.19					
Total telecommunication services		\$653,292.34	8.46%	\$240,793.17		\$412,499.17	0.48%	\$3,153.76	\$213.00

EIN: 22-2230709 PN502



LOCAL 464A EDUCATION FUND CONS
INVESTMENT MANAGEMENT STATEMENT

Account number 20-42-502-***0584
January 1, 2024 - December 31, 2024

Schedule H, Line 4i - Schedule of
Assets
(Held at end of year)

Detail

Description [Symbol]	Market value last period		Current market value	% of total portfolio	Total original value at PNC		Current yield	Estimated annual income	Accrued income
	Quantity	price per unit			Avg. original value	Unrealized gain/loss			
ATMOS ENERGY CORP (ATO)	440	\$49,969.61	\$61,278.80	0.80 %	\$49,969.61	\$11,309.19	2.50 %	\$1,531.20	
PNC LCC ADVANTAGE RESTRICTED			\$139,2700		\$113.57				
WEC ENERGY GROUP INC (WEC)	30,722.05	34,324.60	34,324.60	0.45 %	8,532.57	25,792.03	3.80 %	1,303.05	
PNC LCC ADVANTAGE RESTRICTED	365	94,0400	94,0400		23.38				
Total utilities			\$95,603.40	1.24 %	\$58,502.18	\$37,101.22	2.97 %	\$2,834.25	
Total stocks			\$5,787,916.35	74.92 %	\$2,991,175.75	\$2,796,740.60	1.12 %	\$64,781.44	\$3,870.77
Total equities			\$5,787,916.35	74.92 %	\$2,991,175.75	\$2,796,740.60	1.12 %	\$64,781.44	\$3,870.77
Total portfolio			\$7,725,231.85	100.00 %	\$4,987,276.75	\$2,737,955.10	1.64 %	\$126,329.19	\$15,120.06

EIN: 22-2230709 PN502



LOCAL 464A EDUCATION FUND
 INVESTMENT MANAGEMENT STATEMENT
 Account number 20-42-002-***0584
 January 1, 2024 - December 31, 2024

Schedule H, Line 4j - Schedule of Reportable Transactions

Detail

5% Report by asset-single transaction

Asset description	Tran type	Settle date	Shares/units	Purchase/sale Cost/proceeds	Broker commission	Other expense	Cost of asset	Previous annual market	Valuation	Threshold	Net gain/loss	
FEDERATED HERMES GOVT OBLIG PREM SHS #117	PUR	02/29/24	34,918.000	\$34,918.00	\$0.00	\$0.00	\$34,918.00	\$34,918.00	\$474,997.40	\$23,749.87	\$0.00	
FEDERATED HERMES GOVT OBLIG PREM SHS #117	PUR	07/31/24	358,592.250	358,592.25	0.00	0.00	358,592.25	358,592.25			\$0.00	
FEDERATED HERMES GOVT OBLIG PREM SHS #117	SAL	08/31/24	148,245.610	148,245.61	0.00	0.00	148,245.61	148,245.61			\$0.00	
FEDERATED HERMES GOVT OBLIG PREM SHS #117	SAL	11/30/24	99,112.340	99,112.34	0.00	0.00	99,112.34	99,112.34			\$0.00	
FEDERATED HERMES GOVT OBLIG PREM SHS #117	SAL	12/31/24	34,343.650	34,343.65	0.00	0.00	34,343.65	34,343.65			\$0.00	
USA TREASURY NOTES 03.000% DUE 06/30/2024	SAL	02/22/24	50,000.000	49,591.80	0.00	0.00	48,927.73	49,476.50			\$664.07	
USA TREASURY NOTES 03.000% DUE 06/30/2024	SAL	07/01/24	400,000.000	400,000.00	0.00	0.00	391,421.88	395,812.00			\$8,578.12	
2 PURCHASES FOR										\$393,510.25	\$1,124,803.65	
5 SALES FOR										\$731,293.40		
TOTAL ISSUE AGGREGATE												

EIN: 22-2230709 PN502



INSTITUTIONAL
ASSET MANAGEMENT

LOCAL 464A EDUCATION FUND
INVESTMENT MANAGEMENT STATEMENT

Schedule H, Line 4j – Schedule of
Reportable Transactions

Account number 20-42-002-***0584
January 1, 2024 - December 31, 2024

Detail

5% Report by asset-aggregate

Asset description	Tran type	Settle date	Shares/units	Purchase/sale Cost/proceeds	Broker commission	Other expense	Cost of asset	Previous annual market	Valuation	Threshold	Net gain/loss
USA TREASURY NOTES	SAL	02/22/24	50,000,000	\$49,591.80	\$0.00	\$0.00	\$48,927.73	\$49,476.50	\$474,997.40	\$23,749.87	\$664.07
03.000% DUE 06/30/2024	SAL	07/01/24	400,000,000	400,000.00	0.00	0.00	391,421.88	395,812.00			8,578.12
0 PURCHASES FOR				\$0.00					\$449,591.80		
2 SALES FOR				\$449,591.80							

FEDERATED HERMES GOVT OBLIG	SAL	01/31/24	5,388.92	\$5,388.92	\$0.00	\$0.00	\$5,388.92	\$5,388.92			\$0.00
PREM SHS #117	PUR	02/29/24	34,918.00	34,918.00	0.00	0.00	34,918.00	34,918.00			0.00
	PUR	03/31/24	121.60	121.60	0.00	0.00	121.60	121.60			0.00
	SAL	04/30/24	12,217.54	12,217.54	0.00	0.00	12,217.54	12,217.54			0.00
	SAL	05/31/24	9,814.28	9,814.28	0.00	0.00	9,814.28	9,814.28			0.00
	SAL	06/30/24	14,855.14	14,855.14	0.00	0.00	14,855.14	14,855.14			0.00
	PUR	07/31/24	358,592.25	358,592.25	0.00	0.00	358,592.25	358,592.25			0.00
	SAL	08/31/24	148,245.61	148,245.61	0.00	0.00	148,245.61	148,245.61			0.00
	PUR	09/30/24	1,296.59	1,296.59	0.00	0.00	1,296.59	1,296.59			0.00
	SAL	10/31/24	11,588.69	11,588.69	0.00	0.00	11,588.69	11,588.69			0.00
	SAL	11/30/24	99,112.34	99,112.34	0.00	0.00	99,112.34	99,112.34			0.00
	SAL	12/31/24	34,343.65	34,343.65	0.00	0.00	34,343.65	34,343.65			0.00
4 PURCHASES FOR				\$394,928.44					\$730,494.61		
8 SALES FOR				\$335,566.17							

EIN: 22-2230709 PN502

LOCAL 464A EDUCATION FUND
 INVESTMENT MANAGEMENT STATEMENT
 Account number 20-42-002-***0584
 January 1, 2024 - December 31, 2024



Schedule H, Line 4j - Schedule of Reportable Transactions

Detail

5% Report by broker-securities

Broker/party	Asset description	Tran type	Settle date	Shares/units	Purchase/sale Cost/proceeds	Broker commission	Other expense	Cost of asset	Valuation	Threshold
GOLDMAN, SACHS & CO.	USA TREASURY NOTES	SAL	02/22/24	50,000,000	\$49,591.80	\$0.00	\$0.00	\$48,927.73	\$474,997.40	\$23,749.87
	03.000% DUE 06/30/2024									
0 PURCHASES FOR					\$0.00	TOTAL ISSUE AGGREGATE		\$49,591.80		
1 SALES FOR					\$49,591.80					
	USA TREASURY NOTES	SAL	07/01/24	400,000,000	\$400,000.00	\$0.00	\$0.00	\$391,421.88	\$395,812.00	\$8,578.12
	03.000% DUE 06/30/2024									
0 PURCHASES FOR					\$0.00	TOTAL ISSUE AGGREGATE		\$400,000.00		
1 SALES FOR					\$400,000.00					

EIN: 22-2230709 PN502

LOCAL 464A EDUCATION FUND
 INVESTMENT MANAGEMENT STATEMENT
 Account number 20-42-002-***0584
 January 1, 2024 - December 31, 2024



Detail

5% Report by broker-nonsecurities

Broker/party asset description	Tran type	Settle date	Shares/units	Purchase/sale cost/proceeds	Broker commission	Other expense	Cost of asset	Valuation	Threshold	Previous annual market	Net gain/loss
GOLDMAN, SACHS & CO. USA TREASURY NOTES 03.000% DUE 06/30/2024	SAL	02/22/24	50,000.000	\$49,591.80	\$0.00	\$0.000.00	\$48,927.73	\$474,997.40	\$23,749.87	\$49,476.50	\$664.07
0 PURCHASES FOR				\$0.00	TOTAL ISSUE AGGREGATE		\$49,591.80				
1 SALES FOR				\$49,591.80							
USA TREASURY NOTES 03.000% DUE 06/30/2024	SAL	07/01/24	400,000.000	\$400,000.00	\$0.00	\$0.000.00	\$391,421.88	\$395,812.00		\$395,812.00	\$8,578.12
0 PURCHASES FOR				\$0.00	TOTAL ISSUE AGGREGATE		\$400,000.00				
1 SALES FOR				\$400,000.00							

EIN: 22-2230709

PN502



Schedule H, Line 4i – Schedule of Assets
(Held at end of year)

LOCAL 464A EDUCATION FUND CONS
INVESTMENT MANAGEMENT STATEMENT

Account number 20-42-502-***0584

January 1, 2024 - December 31, 2024

Detail

Portfolio

Cash and cash equivalents
Mutual funds - money market

Description	Market value last period Quantity	Current market value		% of total portfolio	Total original value at PNC		Current yield	Estimated annual income	Accrued income
		Current price per unit	Current		Avg. original value at PNC per unit	Unrealized gain/loss			
FEDERATED HERMES GOVT OBLIG PREM SHS #117 PNC	\$82,139.37 82,139.370	\$82,139.37 \$1.0000	82,139.37	1.07 %	\$82,139.37 \$1.00		4.39 %	\$3,598.48	\$336.64
FEDERATED HERMES GOVT OBLIG PREM SHS #117 PNC CAPITAL ADVISORS	20,433.73 20,433.730	20,433.73 1.0000	20,433.73	0.27 %	20,433.73 1.00		4.39 %	895.19	59.94
FEDERATED HERMES GOVT OBLIG PREM SHS #117 PNC LCC ADVANTAGE RESTRICTED	80,406.62 80,406.620	80,406.62 1.0000	80,406.62	1.05 %	80,406.62 1.00		4.39 %	3,522.57	289.09
Total mutual funds - money market		\$182,979.72		2.37 %	\$182,979.72		4.38 %	\$8,016.24	\$685.67
Total cash and cash equivalents		\$182,979.72		2.37 %	\$182,979.72		4.38 %	\$8,016.24	\$685.67

Fixed income
Corporate bonds

Description (Cusip)	Market value last period Quantity	Current market value		% of total portfolio	Total original value at PNC		Current yield	Estimated annual income	Accrued income
		Current price per unit	Current		Avg. original value at PNC per unit	Unrealized gain/loss			
ABBVIE INC CALL 12/15/2033 UNSC 05.050% DUE 03/15/2034 RATING: A3 (00287YDU0) PNC CAPITAL ADVISORS	\$9,968.50 10,000	\$9,879.80 \$98.7980	9,879.80	0.13 %	\$9,968.50 \$99.69	-\$88.70	5.12 %	\$505.00	\$148.69

Local 464A Educational Benefit Fund

EIN: 22-2230709

PN502



Schedule H, Line 4i – Schedule of Assets
(Held at end of year)

LOCAL 464A EDUCATION FUND CONS
INVESTMENT MANAGEMENT STATEMENT

Account number 20-42-502-***0584

January 1, 2024 - December 31, 2024

Detail

Fixed income
Corporate bonds

Description (Cusip)	Current market value		% of total portfolio	Total original value at PNC		Current yield	Estimated annual income	Accrued income
	Market value last period	Current price per unit		Avg. original value at PNC per unit	Unrealized gain/loss			
ALABAMA POWER CO CALL 08/15/2033 UNSC 05.850% DUE 11/15/2033 RATING: A1 (010392GB8) PNC CAPITAL ADVISORS	5,375.35	5,181.35	0.07 %	4,996.20	185.15	5.65 %	292.50	37.38
AMAZON.COM INC CALL 03/03/2030 UNSC 01.500% DUE 06/03/2030 RATING: A1 (023135BS4) PNC CAPITAL ADVISORS	13,101.30	12,724.95	0.17 %	13,101.30	- 376.35	1.77 %	225.00	17.50
AMERICAN HONDA FINANCE UNSC 04.900% DUE 03/13/2029 RATING: A3 (02665WFE6) PNC CAPITAL ADVISORS	5,012.10	4,982.85	0.07 %	5,012.10	- 29.25	4.92 %	245.00	73.50
AMERIPRISE FINANCIAL INC CALL 11/15/2028 UNSC 05.700% DUE 12/15/2028 RATING: A3 (03076CAN6) PNC CAPITAL ADVISORS	10,478.90	10,303.00	0.14 %	9,983.30	319.70	5.54 %	570.00	25.33
APPLE INC CALL 02/11/2030 UNSC 01.650% DUE 05/11/2030 RATING: AAA (037833DU1) PNC CAPITAL ADVISORS	13,285.65	12,894.60	0.17 %	13,285.65	- 391.05	1.92 %	247.50	34.37

Local 464A Educational Benefit Fund

EIN: 22-2230709

PN502



LOCAL 464A EDUCATION FUND CONS
INVESTMENT MANAGEMENT STATEMENT

Account number 20-42-502-***0584

January 1, 2024 - December 31, 2024

Schedule H, Line 4i – Schedule of
Assets
(Held at end of year)

Detail

Fixed income
Corporate bonds

Description (Cusip)	Market value last period Quantity	Current market value		% of total portfolio	Total original value at PNC		Current yield	Estimated annual income	Accrued income
		Current price per unit	Current		Avg. original value at PNC per unit	Unrealized gain/loss			
ATMOS ENERGY CORP CALL 08/15/2033 UNSC 05.900% DUE 11/15/2033 RATING: A1 (049560AZ8) PNC CAPITAL ADVISORS	5,424.70	5,230.60	104.6120	0.07 %	4,993.50	237.10	5.64 %	295.00	37.69
BB&T CORPORATION SER MTN CALL 05/05/2025 03.700% DUE 06/05/2025 RATING: BAA1 (05531FBE2) PNC CAPITAL ADVISORS	9,770.10	9,953.40	99.5340	0.13 %	9,569.70	383.70	3.72 %	370.00	26.72
BANK OF AMERICA CORP SER MTN CALL 06/14/2028 @ 100 VAR% DUE 06/14/2029 RATING: A1 (06051GJZ3) PNC CAPITAL ADVISORS	8,794.05	9,075.70	90.7570	0.12 %	9,430.10	- 354.40	2.30 %	208.70	9.86
BANK OF AMERICA CORP CALL 07/22/2032 UNSC VAR% DUE 07/22/2033 RATING: A1 (06051GKY4) PNC CAPITAL ADVISORS	4,946.15	4,904.10	98.0820	0.07 %	4,889.50	14.60	5.12 %	250.75	110.75
BANK OF MONTREAL SEDOL 2KQJ430 ISIN US06368LGV27 05.203% DUE 02/01/2028 RATING: A2 (06368LGV2) PNC CAPITAL ADVISORS	5,093.25	5,038.85	100.7770	0.07 %	4,999.80	39.05	5.17 %	260.15	108.40

Local 464A Educational Benefit Fund

EIN: 22-2230709

PN502



Schedule H, Line 4i – Schedule of Assets
(Held at end of year)

LOCAL 464A EDUCATION FUND CONS
INVESTMENT MANAGEMENT STATEMENT

Account number 20-42-502-***0584

January 1, 2024 - December 31, 2024

Detail

Fixed income
Corporate bonds

Description (Cusip)	Market value Last period	Current market value	% of total portfolio	Total original value at PNC	Unrealized gain/loss	Current yield	Estimated annual income	Accrued income
	Quantity	Current price per unit		Avg. original value at PNC per unit				
BANK OF NY MELLON CORP SER J CALL 04/26/2033 VAR% DUE 04/26/2034 RATING: AA3 (06406RBR7) PNC CAPITAL ADVISORS	9,950.60	9,800.30	0.13 %	10,000.00	- 199.70	5.07 %	496.70	89.68
BANK OF NOVA SCOTIA SEDOL ISIN US06417XAN12 04.750% DUE 02/02/2026 RATING: A2 (06417XAN1) PNC CAPITAL ADVISORS	4,988.40	5,001.40	0.07 %	4,928.65	72.75	4.75 %	237.50	98.30
BERKSHIRE HATHAWAY FIN CALL 07/15/2030 COGT 01.450% DUE 10/15/2030 RATING: AA2 (084664CW9) PNC CAPITAL ADVISORS	12,949.50	12,556.50	0.17 %	12,949.50	- 393.00	1.74 %	217.50	45.92
BRISTOL-MYERS SQUIBB CO CALL 12/01/2030 UNSC 05.750% DUE 02/01/2031 RATING: A2 (110122DY1) PNC CAPITAL ADVISORS	5,354.30	5,200.30	0.07 %	4,988.55	211.75	5.53 %	287.50	119.79
CANADIAN IMPERIAL BANK SEDOL 2KZKB33 ISIN US13607LNG40 05.001% DUE 04/28/2028 RATING: A2 (13607LNG4) PNC CAPITAL ADVISORS	10,058.90	10,026.10	0.13 %	10,000.00	26.10	4.99 %	500.10	87.52

Local 464A Educational Benefit Fund

EIN: 22-2230709

PN502



Schedule H, Line 4i – Schedule of Assets
(Held at end of year)

LOCAL 464A EDUCATION FUND CONS
INVESTMENT MANAGEMENT STATEMENT

Account number 20-42-502-***0584

January 1, 2024 - December 31, 2024

Page 15 of 322

Detail

Fixed income
Corporate bonds

Description (Cusip)	Current market value		% of total portfolio	Total original value at PNC		Current yield	Estimated annual income	Accrued income
	Market value last period	Current price per unit		Avg. original value at PNC per unit	Unrealized gain/loss			
CISCO SYSTEMS INC CALL 01/26/2029 UNSC 04.850% DUE 02/26/2029 RATING: A1 (17275RBR2) PNC CAPITAL ADVISORS	10,015.40	10,058.80	0.14 %	10,015.40	43.40	4.83 %	485.00	168.40
COMCAST CORP CALL 07/15/2028 COGT 04.150% DUE 10/15/2028 RATING: A3 (2003DNCT6) PNC CAPITAL ADVISORS	4,930.35	4,876.15	0.07 %	5,392.20	- 516.05	4.26 %	207.50	43.81
COMMONWEALTH EDISON CO CALL 03/01/2034 MORT 05.300% DUE 06/01/2034 RATING: A1 (202795JZ4) PNC CAPITAL ADVISORS	4,982.10	5,012.20	0.07 %	4,982.10	30.10	5.29 %	265.00	22.08
CONNECTICUT LIGHT & PWR SER A CALL 12/15/2026 03.200% DUE 03/15/2027 RATING: A1 (207597EJO) PNC CAPITAL ADVISORS	9,606.90	9,701.90	0.13 %	11,146.80	- 1,444.90	3.30 %	320.00	94.22
JOHN DEERE CAPITAL CORP SER MTN UNSC 04.850% DUE 06/11/2029 RATING: A1 (24422EXT1) PNC CAPITAL ADVISORS	4,991.90	5,018.40	0.07 %	4,991.90	26.50	4.84 %	242.50	13.47

Local 464A Educational Benefit Fund

EIN: 22-2230709

PN502



Schedule H, Line 4i – Schedule of Assets
(Held at end of year)

LOCAL 464A EDUCATION FUND CONS
INVESTMENT MANAGEMENT STATEMENT

Account number 20-42-502-***0584

January 1, 2024 - December 31, 2024

Detail

Fixed income
Corporate bonds

Description (Cusip)	Current market value		% of total portfolio	Total original value at PNC		Current yield	Estimated annual income	Accrued income
	Market value last period	Current price per unit		Avg. original value at PNC per unit	Unrealized gain/loss			
DUKE ENERGY PROGRESS LLC CALL 05/15/2031 MORT 02.000% DUE 08/15/2031 RATING: AA3 (26442UAL8) PNC CAPITAL ADVISORS	8,252.00 10,000	8,275.40 82.7540	0.11 %	9,982.90 99.83	- 1,707.50	2.42 %	200.00	75.56
EMERSON ELECTRIC CO CALL 07/15/2030 UNSC 01.950% DUE 10/15/2030 RATING: A2 (291011BN3) PNC CAPITAL ADVISORS	8,621.00 10,000	8,583.90 85.8390	0.12 %	9,415.80 94.16	- 831.90	2.28 %	195.00	41.17
META PLATFORMS INC CALL 07/15/2029 UNSC 04.300% DUE 08/15/2029 RATING: AA3 (30303M8S4) PNC CAPITAL ADVISORS	15,223.95 15,000	14,811.75 98.7450	0.20 %	15,223.95 101.49	- 412.20	4.36 %	645.00	254.42
FLORIDA POWER & LIGHT CO CALL 11/03/2031 MORT 02.450% DUE 02/03/2032 RATING: AA2 (341081GG6) PNC CAPITAL ADVISORS	8,587.10 10,000	8,438.60 84.3860	0.11 %	10,037.40 100.37	- 1,598.80	2.91 %	245.00	100.72
FLORIDA POWER & LIGHT CO CALL 03/15/2030 MORT 04.625% DUE 05/15/2030 RATING: AA2 (341081GP6) PNC CAPITAL ADVISORS	10,065.00 10,000	9,907.60 99.0760	0.13 %	9,995.90 99.96	- 88.30	4.67 %	462.50	59.10

Local 464A Educational Benefit Fund

EIN: 22-2230709 PN502



Schedule H, Line 4i – Schedule of Assets
(Held at end of year)

LOCAL 464A EDUCATION FUND CONS
INVESTMENT MANAGEMENT STATEMENT

Account number 20-42-502-***0584
January 1, 2024 - December 31, 2024

Detail

Fixed income
Corporate bonds

Description (Cusip)	Current market value		% of total portfolio	Total original value at PNC		Current yield	Estimated annual income	Accrued income
	Market value last period	Current price per unit		Avg. original value at PNC per unit	Unrealized gain/loss			
HOME DEPOT INC CALL 04/25/2031 UNSC 04.850% DUE 06/25/2031 RATING: A2 (437076DD1) PNC CAPITAL ADVISORS	4,964.60	4,998.10	0.07 %	4,964.60	33.50	4.86 %	242.50	4.04
HONEYWELL INTERNATIONAL CALL 06/01/2031 UNSC 01.750% DUE 09/01/2031 RATING: A2 (438516CF1) PNC CAPITAL ADVISORS	12,793.95	12,295.35	0.16 %	12,793.95	- 498.60	2.14 %	262.50	87.50
INTERCONTINENTAL EXCHANGE CALL 03/01/2030 UNSC 02.100% DUE 06/15/2030 RATING: N/A (45866FAK0) PNC CAPITAL ADVISORS	8,645.62	8,662.97	0.12 %	9,862.60	- 1,199.63	2.43 %	210.00	9.33
JP MORGAN CHASE & CO SR UNSEC CALL 04/22/30 @ 100 VAR% DUE 04/22/2031 RATING: A1 (46647PBL9) PNC CAPITAL ADVISORS	8,647.40	8,809.60	0.12 %	10,537.40	- 1,727.80	2.87 %	252.20	48.34
JPMORGAN CHASE & CO CALL 07/24/2028 UNSC VAR% DUE 07/24/2029 RATING: A1 (46647PDU7) PNC CAPITAL ADVISORS	5,073.55	5,050.30	0.07 %	5,000.00	50.30	5.25 %	264.95	115.55

Local 464A Educational Benefit Fund

EIN: 22-2230709 PN502



Schedule H, Line 4i – Schedule of Assets
(Held at end of year)

LOCAL 464A EDUCATION FUND CONS
INVESTMENT MANAGEMENT STATEMENT

Account number 20-42-502-***0584
January 1, 2024 - December 31, 2024

Detail

Fixed income
Corporate bonds

Description (Cusip)	Current market value		% of total portfolio	Total original value at PNC		Current yield	Estimated annual income	Accrued income
	Market value last period	Current price per unit		Avg. original value at PNC per unit	Unrealized gain/loss			
JPMORGAN CHASE & CO CALL 04/22/2027 UNSC VAR% DUE 04/22/2028 RATING: A1 (46647PEE2) PNC CAPITAL ADVISORS	4,993.60	5,084.95	0.07 %	4,993.60	91.35	5.48 %	278.55	53.39
MASTERCARD INC CALL 03/01/2029 UNSC 02.950% DUE 06/01/2029 RATING: AA3 (57636QAM6) PNC CAPITAL ADVISORS	9,412.60	9,330.60	0.13 %	11,085.80	- 1,755.20	3.17 %	295.00	24.58
MICROSOFT CORP CALL 08/03/2020 @ 100.000 UNSC 03.125% DUE 11/03/2025 RATING: AAA (594918BJ2) PNC CAPITAL ADVISORS	4,880.40	4,947.80	0.07 %	5,194.70	- 246.90	3.16 %	156.25	25.17
MORGAN STANLEY SER GMTN CALL 1/24/28 @ 100 VAR% DUE 01/24/2029 RATING: A1 (61744YAP3) PNC CAPITAL ADVISORS	9,536.80	9,643.60	0.13 %	9,612.60	31.00	3.92 %	377.20	164.50
MORGAN STANLEY CALL 01/21/2032 UNSC VAR% DUE 01/21/2033 RATING: A1 (61747YEL5) PNC CAPITAL ADVISORS	4,253.30	4,283.85	0.06 %	4,149.40	134.45	3.44 %	147.15	65.40

Local 464A Educational Benefit Fund

EIN: 22-2230709 PN502



Schedule H, Line 4i – Schedule of Assets
(Held at end of year)

LOCAL 464A EDUCATION FUND CONS
INVESTMENT MANAGEMENT STATEMENT

Account number 20-42-502-***0584
January 1, 2024 - December 31, 2024

Detail

Fixed income
Corporate bonds

Description (Cusip)	Market value last period Quantity	Current market value		% of total portfolio	Total original value at PNC		Current yield	Estimated annual income	Accrued income
		Current price per unit	Current price per unit		Avg. original value at PNC per unit	Unrealized gain/loss			
NORTHERN TRUST CORP CALL 02/01/2030 UNSC 01.950% DUE 05/01/2030 RATING: A2 (665859AV6) PNC CAPITAL ADVISORS	13,381.50 15,000	12,951.75 86.3450	12,951.75 86.3450	0.17 %	13,381.50 89.21	- 429.75	2.26 %	292.50	48.75
PROLOGIS LP CALL 01/15/2030 UNSC 02.250% DUE 04/15/2030 RATING: A3 (74340XBM2) PNC CAPITAL ADVISORS	8,741.80 10,000	8,747.70 87.4770	8,747.70 87.4770	0.12 %	9,102.70 91.03	- 355.00	2.58 %	225.00	47.50
PUBLIC STORAGE CALL 02/01/2029 UNSC 03.385% DUE 05/01/2029 RATING: A2 (74460DAD1) PNC CAPITAL ADVISORS	9,718.50 10,000	9,436.30 94.3630	9,436.30 94.3630	0.13 %	9,718.50 97.19	- 282.20	3.59 %	338.50	56.42
REALTY INCOME CORP CALL 10/15/2030 UNSC 03.250% DUE 01/15/2031 RATING: A3 (756109AX2) PNC CAPITAL ADVISORS	4,542.80 5,000	4,514.60 90.2920	4,514.60 90.2920	0.06 %	4,452.75 89.06	61.85	3.60 %	162.50	74.93
REALTY INCOME CORP CALL 01/15/2026 UNSC 03.200% DUE 01/15/2027 RATING: A3 (756109BZ6) PNC CAPITAL ADVISORS	9,497.30 10,000	9,695.30 96.9530	9,695.30 96.9530	0.13 %	9,497.30 94.97	198.00	3.31 %	320.00	147.56

Local 464A Educational Benefit Fund

EIN: 22-2230709 PN502



LOCAL 464A EDUCATION FUND CONS
INVESTMENT MANAGEMENT STATEMENT

Account number 20-42-502-***0584
January 1, 2024 - December 31, 2024

Page 20 of 322

Schedule H, Line 4i – Schedule of
Assets
(Held at end of year)

Detail

Fixed income
Corporate bonds

Description [Cusip]	Market value last period Quantity	Current market value	% of total portfolio	Total original value at PNC	Unrealized gain/loss	Current yield	Estimated annual income	Accrued income
		Current price per unit		Avg. original value at PNC per unit				
ROYAL BANK OF CANADA SER GMTN SEDOL 2KZKM07 ISIN US78016HZQ63 05.000% DUE 05/02/2033 RATING: A1 (78016HZQ6) PNC CAPITAL ADVISORS	10,193.90	9,829.00 98.2900	0.13 %	9,978.90 99.79	- 149.90	5.09 %	500.00	81.94
ROYAL BANK OF CANADA SER GMTN SEDOL 2LOR136 ISIN US78016HZZT03 04.875% DUE 01/19/2027 RATING: A1 (78016HZZT0) PNC CAPITAL ADVISORS	4,995.45 5,000	5,019.25 100.3850	0.07 %	4,995.45 99.91	23.80	4.86 %	243.75	109.69
STATE STREET CORP CALL 11/04/2025 UNSC VAR% DUE 11/04/2026 RATING: AA3 (857477BX0) PNC CAPITAL ADVISORS	5,077.20 5,000	5,039.70 100.7940	0.07 %	5,000.00 100.00	39.70	5.71 %	287.55	45.53
STATE STREET CORP CALL 01/26/2025 UNSC VAR% DUE 01/26/2026 RATING: AA3 (857477BZ5) PNC CAPITAL ADVISORS	4,976.30 5,000	4,999.35 99.9870	0.07 %	5,000.00 100.00	- 0.65	4.86 %	242.85	104.56
TORONTO-DOMINION BANK SEDOL BM9HQS5 ISIN US89115A2S07 05.532% DUE 07/17/2026 RATING: A2 (89115A2S0) PNC CAPITAL ADVISORS	10,190.00 10,000	10,116.20 101.1620	0.14 %	10,000.00 100.00	116.20	5.47 %	553.20	252.01

Local 464A Educational Benefit Fund

EIN: 22-2230709

PN502



Schedule H, Line 4i – Schedule of Assets
(Held at end of year)

LOCAL 464A EDUCATION FUND CONS
INVESTMENT MANAGEMENT STATEMENT

Account number 20-42-502-***0584

January 1, 2024 - December 31, 2024

Page 21 of 322

Detail

Fixed income
Corporate bonds

Description (Cusip)	Market value last period Quantity	Current market value		% of total portfolio	Total original value at PNC		Current yield	Estimated annual income	Accrued income
		Current price per unit	Current price per unit		Avg. original value at PNC per unit	Unrealized gain/loss			
TOYOTA MOTOR CREDIT CORP UNSC 04.650% DUE 01/05/2029 RATING: A1 (89236TLL7) PNC CAPITAL ADVISORS	9,986.30 10,000	9,934.10 99.3410	9,934.10 99.3410	0.13 %	9,986.30 99.86	- 52.20	4.69 %	465.00	227.33
UNITED PARCEL SERVICE CALL 02/22/2034 UNSC 05.150% DUE 05/22/2034 RATING: A2 (911312CD6) PNC CAPITAL ADVISORS	4,991.90 5,000	4,989.25 99.7850	4,989.25 99.7850	0.07 %	4,991.90 99.84	- 2.65	5.17 %	257.50	27.90
US BANCORP CALL 06/12/2028 UNSC VAR% DUE 06/12/2029 RATING: A3 (91159HJM3) PNC CAPITAL ADVISORS	5,086.90 5,000	5,112.95 102.2590	5,112.95 102.2590	0.07 %	5,086.90 101.74	26.05	5.65 %	288.75	15.24
US BANCORP CALL 06/10/2033 UNSC VAR% DUE 06/12/2034 RATING: A3 (91159HJN1) PNC CAPITAL ADVISORS	5,157.60 5,000	5,097.00 101.9400	5,097.00 101.9400	0.07 %	5,000.00 100.00	97.00	5.73 %	291.80	15.40
UNITEDHEALTH GROUP INC CALL 02/15/2030 UNSC 02.000% DUE 05/15/2030 RATING: A2 (91324PDX7) PNC CAPITAL ADVISORS	8,643.00 10,000	8,619.40 86.1940	8,619.40 86.1940	0.12 %	8,594.60 85.95	24.80	2.33 %	200.00	25.56

Local 464A Educational Benefit Fund

EIN: 22-2230709

PN502



Schedule H, Line 4i – Schedule of Assets
(Held at end of year)

LOCAL 464A EDUCATION FUND CONS
INVESTMENT MANAGEMENT STATEMENT

Account number 20-42-502-***0584

January 1, 2024 - December 31, 2024

Page 22 of 322

Detail

Fixed income

Corporate bonds

Description (Cusip)	Market value last period		Current market value	% of total portfolio	Total original value at PNC		Current yield	Estimated annual income	Accrued income
	Quantity	Current price per unit	Current price per unit		Avg. original value at PNC per unit	Unrealized gain/loss			
VIRGINIA ELEC & POWER CO CALL 01/01/2033 UNSC 05.000% DUE 04/01/2033 RATING: A2 (927804GK4) PNC CAPITAL ADVISORS	5,056.85		4,893.25	0.07 %	4,986.00	- 92.75	5.11 %	250.00	62.50
VISA INC CALL 01/15/2030 UNSC 02.050% DUE 04/15/2030 RATING: AA3 (92826CAM4) PNC CAPITAL ADVISORS	9,027.90		8,744.90	0.12 %	9,027.90	- 283.00	2.35 %	205.00	43.28
WESTPAC BANKING CORP SEDOL ISIN US961214FT56 05.050% DUE 04/16/2029 RATING: AA2 (961214FT5) PNC CAPITAL ADVISORS	9,981.50		10,109.20	0.14 %	9,981.50	127.70	5.00 %	505.00	105.21
Total corporate bonds			\$428,394.82	5.55 %	\$441,257.55	- \$12,862.73	3.87 %	\$16,591.60	\$4,033.46

Treasury bonds

Description (Cusip)	Market value last period		Current market value	% of total portfolio	Total original value at PNC		Current yield	Estimated annual income	Accrued income
	Quantity	Current price per unit	Current price per unit		Avg. original value at PNC per unit	Unrealized gain/loss			
USA TREASURY NOTES 01.125% DUE 02/15/2031 RATING: AAA (91282CBL4) PNC CAPITAL ADVISORS	\$62,604.75		\$61,893.75	0.81 %	\$67,453.88	- \$5,560.13	1.37 %	\$843.75	\$318.70

Local 464A Educational Benefit Fund

EIN: 22-2230709

PN502



Schedule H, Line 4i – Schedule of Assets
(Held at end of year)

LOCAL 464A EDUCATION FUND CONS
INVESTMENT MANAGEMENT STATEMENT

Account number 20-42-502-***0584
January 1, 2024 - December 31, 2024

Detail

Treasury bonds

Description (Cusip)	Market value last period	Current market value		% of total portfolio	Total original value at PNC		Current yield	Estimated annual income	Accrued income
		Quantity	Current price per unit		Avg. original value at PNC per unit	Unrealized gain/loss			
USA TREASURY NOTES 01.8750% DUE 02/15/2032 RATING: AAA (91282CDY4) PNC CAPITAL ADVISORS	58,468.23 70,000	58,876.30 84.1090	0.77 %	58,468.23 83.53	408.07	2.23 %	1,312.50	495.75	
USA TREASURY NOTES 01.875% DUE 02/28/2027 RATING: AAA (91282CEC1) PNC CAPITAL ADVISORS	37,959.38 40,000	38,052.00 95.1300	0.50 %	37,959.38 94.90	92.62	1.98 %	750.00	254.83	
USA TREASURY NOTES 03.500% DUE 01/31/2028 RATING: AAA (91282CGH8) PNC CAPITAL ADVISORS	39,131.25 40,000	39,083.20 97.7080	0.51 %	39,131.25 97.83	-48.05	3.59 %	1,400.00	585.87	
USA TREASURY NOTES 03.875% DUE 08/15/2033 RATING: AAA (91282CHT1) PNC CAPITAL ADVISORS	14,232.42 15,000	14,275.80 95.1720	0.19 %	14,232.42 94.88	43.38	4.08 %	581.25	219.55	
USA TREASURY NOTES 03.875% DUE 08/15/2034 RATING: AAA (91282CLF6) PNC CAPITAL ADVISORS	58,825.78 60,000	56,732.40 94.5540	0.74 %	58,825.78 98.04	-2,093.38	4.10 %	2,325.00	878.19	
USA TREASURY NOTES 02.250% DUE 11/15/2025 RATING: AAA (912828M56) PNC CAPITAL ADVISORS	110,739.37 115,000	113,032.35 98.2890	1.47 %	115,546.53 100.48	-2,514.18	2.29 %	2,587.50	335.95	
USA TREASURY NOTES 01.625% DUE 02/15/2026 RATING: AAA (912828P46) PNC CAPITAL ADVISORS	23,678.33 25,000	24,285.75 97.1430	0.32 %	23,678.33 94.71	607.42	1.68 %	406.25	153.45	

Local 464A Educational Benefit Fund

EIN: 22-2230709

PN502



Schedule H, Line 4i – Schedule of Assets
(Held at end of year)

LOCAL 464A EDUCATION FUND CONS
INVESTMENT MANAGEMENT STATEMENT

Account number 20-42-502-***0584

January 1, 2024 - December 31, 2024

Detail

Treasury bonds

Description (Cusip)	Market value last period		Current market value	%	Total original value at PNC		Current yield	Estimated annual income	Accrued income
	Quantity	Current price per unit			Avg. original value at PNC per unit	Unrealized gain/loss			
USA TREASURY NOTES 01.625% DUE 05/15/2026 RATING: AAA (912828R36) PNC CAPITAL ADVISORS	70,755.32 75,000	72,389.25 96.5190	72,389.25 96.5190	0.94 %	76,715.63 102.29	- 4,326.38	1.69 %	1,218.75	158.24
USA TREASURY NOTES 02.000% DUE 11/15/2026 RATING: AAA (912828U24) PNC CAPITAL ADVISORS	9,436.72 10,000	9,597.60 95.9760	9,597.60 95.9760	0.13 %	9,436.72 94.37	160.88	2.09 %	200.00	25.97
USA TREASURY NOTES 02.375% DUE 05/15/2027 RATING: AAA (912828X88) PNC CAPITAL ADVISORS	151,910.20 160,000	153,227.20 95.7670	153,227.20 95.7670	1.99 %	161,819.40 101.14	- 8,592.20	2.48 %	3,800.00	493.37
USA TREASURY NOTES 01.625% DUE 08/15/2029 RATING: AAA (912828YB0) PNC CAPITAL ADVISORS	57,470.88 65,000	57,690.10 88.7540	57,690.10 88.7540	0.75 %	57,117.39 87.87	572.71	1.84 %	1,056.25	398.96
USA TREASURY NOTES 01.750% DUE 11/15/2029 RATING: AAA (912828YS3) PNC CAPITAL ADVISORS	49,085.30 55,000	48,776.20 88.6840	48,776.20 88.6840	0.64 %	54,543.06 99.17	- 5,766.86	1.98 %	962.50	124.97
USA TREASURY NOTES 01.625% DUE 11/30/2026 RATING: AAA (912828YU8) PNC CAPITAL ADVISORS	46,724.64 50,000	47,611.00 95.2220	47,611.00 95.2220	0.62 %	45,891.24 91.78	1,719.76	1.71 %	812.50	71.43
USA TREASURY NOTES 00.625% DUE 05/15/2030 RATING: AAA (912828ZQ6) PNC CAPITAL ADVISORS	36,773.55 45,000	36,924.30 82.0540	36,924.30 82.0540	0.48 %	37,395.02 83.10	- 470.72	0.77 %	281.25	36.52

Local 464A Educational Benefit Fund

EIN: 22-2230709

PN502



LOCAL 464A EDUCATION FUND CONS
INVESTMENT MANAGEMENT STATEMENT

Account number 20-42-502-***0584

January 1, 2024 - December 31, 2024

Page 25 of 322

Schedule H, Line 4i – Schedule of
Assets
(Held at end of year)

Detail

Treasury bonds

Description (Cusip)	Market value last period		Current market value		% of total portfolio	Total original value at PNC		Current yield	Estimated annual income	Accrued income	
	Quantity	price per unit	Current	price per unit		Avg. original value at PNC per unit	Unrealized gain/loss				
USA TREASURY NOTES 02.875% DUE 05/15/2028 RATING: AAA (9128284N7) PNC CAPITAL ADVISORS	43,150.95	45,000	42,984.00	95.5200	0.56 %	42,891.19	95.31	92.81	3.01 %	1,293.75	167.97
USA TREASURY NOTE 02.875% DUE 08/15/2028 RATING: AAA (9128284V9) PNC CAPITAL ADVISORS	62,124.09	65,000	61,831.90	95.1260	0.81 %	61,500.78	94.62	331.12	3.03 %	1,868.75	705.86
USA TREASURY NOTES 03.125% DUE 11/15/2028 RATING: AAA (9128285M8) PNC CAPITAL ADVISORS	38,753.12	40,000	38,275.60	95.6890	0.50 %	38,753.12	96.88	- 477.52	3.27 %	1,250.00	162.29
Total treasury bonds			\$975,538.70		12.63 %	\$1,001,359.35		- \$25,820.65	2.35 %	\$22,950.00	\$5,587.87

Agency bonds

Description (Cusip)	Market value last period		Current market value		% of total portfolio	Total original value at PNC		Current yield	Estimated annual income	Accrued income	
	Quantity	price per unit	Current	price per unit		Avg. original value at PNC per unit	Unrealized gain/loss				
FEDERAL HOME LOAN MTG CORP POOL ZS7676 03.000% DUE 03/01/2032 RATING: N/A (3132A8Q51) PNC CAPITAL ADVISORS	\$5,376.34	5,620.377	\$5,369.15	\$95.5300	0.07 %	\$6,005.88	\$106.86	- \$636.73	3.15 %	\$168.61	\$14.52
FEDERAL HOME LOAN MTG CORP POOL SD8268 05.500% DUE 11/01/2052 RATING: N/A (3132DWFH1) PNC CAPITAL ADVISORS	4,161.38	4,130.650	4,078.11	98.7280	0.06 %	4,098.20	99.21	- 20.09	5.58 %	227.19	19.56

Local 464A Educational Benefit Fund

EIN: 22-2230709

PN502



Schedule H, Line 4i – Schedule of Assets
(Held at end of year)

LOCAL 464A EDUCATION FUND CONS
INVESTMENT MANAGEMENT STATEMENT

Account number 20-42-502-***0584

January 1, 2024 - December 31, 2024

Detail

Agency bonds

Description (Cusip)	Current market value		% of total portfolio	Total original value at PNC		Current yield	Estimated annual income	Accrued income
	Market value last period	Current		Avg. original value	Unrealized gain/loss			
	Quantity	price per unit		at PNC per unit				
FEDERAL HOME LOAN MTG CORP POOL SD8279 06.000% DUE 11/01/2052 RATING: N/A (3132DWFU2) PNC CAPITAL ADVISORS	3,936.99 3,866.341	3,891.24 100.6440	0.06 %	3,922.24 101.45	- 31.00	5.97 %	231.98	19.98
FEDERAL HOME LOAN MTG CORP POOL QF2389 05.500% DUE 10/01/2052 RATING: N/A (3133BPUN6) PNC CAPITAL ADVISORS	4,408.32 4,378.220	4,332.82 98.9630	0.06 %	4,423.02 101.02	- 90.20	5.56 %	240.80	20.74
FEDERAL HOME LOAN MTG CORP POOL RA3194 02.500% DUE 08/01/2050 RATING: N/A (3133KJRP9) PNC CAPITAL ADVISORS	7,444.62 8,676.014	7,141.05 82.3080	0.10 %	9,120.62 105.12	- 1,979.57	3.04 %	216.90	18.68
FEDERAL HOME LOAN MTG CORP POOL #QA0127 03.500% DUE 06/01/2049 RATING: N/A (31334WD81) PNC CAPITAL ADVISORS	5,274.57 5,667.182	5,085.84 89.7420	0.07 %	6,014.27 106.12	- 928.43	3.91 %	198.35	17.08
FEDERAL NATL MTG ASSN POOL AS4168 04.000% DUE 12/01/2044 RATING: N/A (3138WDT27) PNC CAPITAL ADVISORS	3,872.93 4,017.266	3,734.57 92.9630	0.05 %	4,333.62 107.87	- 599.05	4.31 %	160.69	13.84

Local 464A Educational Benefit Fund

EIN: 22-2230709

PN502



Schedule H, Line 4i – Schedule of Assets
(Held at end of year)

LOCAL 464A EDUCATION FUND CONS
INVESTMENT MANAGEMENT STATEMENT

Account number 20-42-502-***0584

January 1, 2024 - December 31, 2024

Detail

Agency bonds

Description (Cusip)	Current market value		% of total portfolio	Total original value at PNC		Current yield	Estimated annual income	Accrued income
	Market value last period	Current		Avg. original value	Unrealized gain/loss			
	Quantity	price per unit		at PNC per unit				
FEDERAL NATL MTG ASSN POOL AS8012 02.500% DUE 09/01/2031 RATING: N/A (3138WH3W0) PNC CAPITAL ADVISORS	7,396.80	7,400.94	0.10 %	8,220.21	- 819.27	2.65 %	195.72	16.85
	7,828.787	94.5350		105.00				
FEDERAL NATL MTG ASSN POOL BK0922 04.500% DUE 07/01/2048 RATING: N/A (3140HEAY8) PNC CAPITAL ADVISORS	6,153.96	5,957.07	0.08 %	5,945.57	11.50	4.72 %	280.85	24.18
	6,241.034	95.4500		95.27				
FEDERAL NATL MTG ASSN POOL BM3973 03.000% DUE 04/01/2032 RATING: N/A (3140J8MX8) PNC CAPITAL ADVISORS	3,759.33	3,780.79	0.05 %	4,124.06	- 343.27	3.10 %	116.91	10.07
	3,896.962	97.0190		105.83				
FEDERAL NATL MTG ASSN POOL BR2619 02.000% DUE 02/01/2051 RATING: N/A (3140L04D6) PNC CAPITAL ADVISORS	5,710.23	5,434.87	0.08 %	7,117.30	- 1,682.43	2.53 %	137.37	11.83
	6,868.370	79.1290		103.62				
FEDERAL NATL MTG ASSN POOL BV7928 04.500% DUE 08/01/2052 RATING: N/A (3140MMY28) PNC CAPITAL ADVISORS	15,798.34	15,354.52	0.20 %	15,939.28	- 584.76	4.78 %	733.17	63.13
	16,292.648	94.2420		97.83				

Local 464A Educational Benefit Fund

EIN: 22-2230709

PN502



Schedule H, Line 4i – Schedule of Assets
(Held at end of year)

LOCAL 464A EDUCATION FUND CONS
INVESTMENT MANAGEMENT STATEMENT

Account number 20-42-502-***0584

January 1, 2024 - December 31, 2024

Detail

Agency bonds

Description (Cusip)	Market value last period	Current market value		% of total portfolio	Total original value at PNC		Unrealized gain/loss	Current yield	Estimated annual income	Accrued income
		Quantity	Current price per unit		Avg. original value at PNC per unit					
FEDERAL NATL MTG ASSN POOL CA4881 02.500% DUE 12/01/2034 RATING: N/A {3140QCM78} PNC CAPITAL ADVISORS	7,415.74 7,969.554	7,317.33 91.8160	0.10 %	8,367.99 105.00	- 1,050.66	2.73 %	199.24	17.16		
FEDERAL NATL MTG ASSN POOL CA5540 03.000% DUE 04/01/2050 RATING: N/A {3140QDEN0} PNC CAPITAL ADVISORS	6,412.62 7,158.374	6,174.74 86.2590	0.08 %	7,637.63 106.70	- 1,462.89	3.48 %	214.75	18.49		
FEDERAL NATL MTG ASSN POOL CA6638 02.500% DUE 08/01/2050 RATING: N/A {3140QELU4} PNC CAPITAL ADVISORS	6,576.67 7,681.421	6,333.95 82.4580	0.09 %	8,097.49 105.42	- 1,763.54	3.04 %	192.04	16.54		
FEDERAL NATL MTG ASSN POOL CA6847 02.500% DUE 08/01/2035 RATING: N/A {3140QETD4} PNC CAPITAL ADVISORS	13,063.35 13,941.499	12,801.64 91.8240	0.17 %	13,572.66 97.35	- 771.02	2.73 %	348.54	30.01		
FEDERAL NATL MTG ASSN POOL CB4847 05.500% DUE 10/01/2052 RATING: N/A {3140QQL52} PNC CAPITAL ADVISORS	8,179.26 8,123.448	8,038.56 98.9550	0.11 %	8,068.86 99.33	- 30.30	5.56 %	446.79	38.47		

Local 464A Educational Benefit Fund

EIN: 22-2230709

PN502



LOCAL 464A EDUCATION FUND CONS
INVESTMENT MANAGEMENT STATEMENT

Account number 20-42-502-***0584

January 1, 2024 - December 31, 2024

Schedule H, Line 4i – Schedule of
Assets
(Held at end of year)

Detail

Agency bonds

Description (Cusip)	Current market value		% of total portfolio	Total original value at PNC		Current yield	Estimated annual income	Accrued income
	Market value last period	Current		Avg. original value	Unrealized gain/loss			
	Quantity	price per unit		at PNC per unit				
FEDERAL NATL MTG ASSN POOL CA1354 03.500% DUE 03/01/2048 RATING: N/A (3140Q8QG3) PNC CAPITAL ADVISORS	5,244.54 5,597.814	5,024.04 89.7500	0.07 %	6,018.52 107.52	- 994.48	3.90 %	195.92	16.87
FEDERAL NATL MTG ASSN POOL FM6733 02.500% DUE 02/01/2035 RATING: N/A (3140XAPT3) PNC CAPITAL ADVISORS	5,963.65 6,311.610	5,970.97 94.6030	0.08 %	6,629.16 105.03	- 658.19	2.65 %	157.79	13.59
FEDERAL NATL MTG ASSN POOL FM8248 02.500% DUE 08/01/2051 RATING: N/A (3140XCEW4) PNC CAPITAL ADVISORS	5,787.38 6,682.050	5,561.94 83.2370	0.08 %	6,994.19 104.67	- 1,432.25	3.01 %	167.05	14.38
FEDERAL NATL MTG ASSN POOL FS4157 04.000% DUE 05/01/2049 RATING: N/A (3140XKTP5) PNC CAPITAL ADVISORS	8,401.37 8,668.190	8,008.89 92.3940	0.11 %	8,401.37 96.92	- 392.48	4.33 %	346.73	29.86
FEDERAL NATL MTG ASSN POOL FM4085 03.500% DUE 01/01/2050 RATING: N/A (3140X7RF8) PNC CAPITAL ADVISORS	2,603.07 2,776.844	2,497.19 89.9290	0.04 %	2,995.94 107.89	- 498.75	3.90 %	97.19	8.37

Local 464A Educational Benefit Fund

EIN: 22-2230709

PN502



Schedule H, Line 4i – Schedule of Assets
(Held at end of year)

LOCAL 464A EDUCATION FUND CONS
INVESTMENT MANAGEMENT STATEMENT

Account number 20-42-502-***0584

January 1, 2024 - December 31, 2024

Detail

Agency bonds

Description (Cusip)	Market value last period	Current market value		% of total portfolio	Total original value at PNC		Current yield	Estimated annual income	Accrued income
		Quantity	Current price per unit		Avg. original value at PNC per unit	Unrealized gain/loss			
FEDERAL NATL MTG ASSN POOL FM5328 01.500% DUE 01/01/2031 RATING: N/A (3140X84N4) PNC CAPITAL ADVISORS	5,676.46 6,144.159	5,706.45 92.8760	0.08 %	6,304.00 102.60	- 597.55	1.62 %	92.16	7.94	
FEDERAL NATL MTG ASSN POOL FM5792 01.500% DUE 12/01/2035 RATING: N/A (3140X9NJ0) PNC CAPITAL ADVISORS	7,305.36 8,360.169	7,223.02 86.3980	0.10 %	8,514.31 101.84	- 1,291.29	1.74 %	125.40	10.80	
FEDERAL NATL MTG ASSN POOL MA3664 04.000% DUE 05/01/2049 RATING: N/A (31418DCA8) PNC CAPITAL ADVISORS	8,434.44 8,793.857	8,143.99 92.6100	0.11 %	8,035.35 91.37	108.64	4.32 %	351.75	30.29	
FEDERAL NATL MTG ASSN POOL MA4261 02.000% DUE 02/01/2036 RATING: N/A (31418DWX6) PNC CAPITAL ADVISORS	5,130.42 5,694.490	5,048.45 88.6550	0.07 %	5,957.88 104.63	- 909.43	2.26 %	113.89	9.81	
FEDERAL NATL MTG ASSN POOL MA4285 02.000% DUE 03/01/2031 RATING: N/A (31418DXP2) PNC CAPITAL ADVISORS	8,210.81 8,762.410	8,233.69 93.9660	0.11 %	9,107.40 103.94	- 873.71	2.13 %	175.25	15.09	

Local 464A Educational Benefit Fund

EIN: 22-2230709 PN502



LOCAL 464A EDUCATION FUND CONS
INVESTMENT MANAGEMENT STATEMENT

Account number 20-42-502-***0584
January 1, 2024 - December 31, 2024

Schedule H, Line 4i – Schedule of
Assets
(Held at end of year)

Detail

Agency bonds

Description (Cusip)	Market value last period		Current market value		% of total portfolio	Total original value at PNC		Current yield	Estimated annual income	Accrued income
	Quantity	price per unit	Current	price per unit		Avg. original value at PNC per unit	Unrealized gain/loss			
FEDERAL NATL MTG ASSN POOL MA4785 05.000% DUE 10/01/2052 RATING: N/A (31418EJ76) PNC CAPITAL ADVISORS	16,369.42	15,916.53	16,438.794	96.8230	0.21 %	16,066.93	97.74	5.17 %	821.94	70.78
Total agency bonds			\$189,562.35		2.45 %	\$210,033.95	-\$20,471.60	3.67 %	\$6,954.97	\$598.91

Mortgages

Description (Cusip)	Market value last period		Current market value		% of total portfolio	Total original value at PNC		Current yield	Estimated annual income	Accrued income
	Quantity	price per unit	Current	price per unit		Avg. original value at PNC per unit	Unrealized gain/loss			
FHLMC MULTIFAMILY STRUCTURED P SERIES K067 CLASS A2 03.194% DUE 07/25/2027 RATING: AAA (3137FAWS3) PNC CAPITAL ADVISORS	\$19,339.06	\$19,326.60	20,000	\$96.6330	0.26 %	\$19,339.06	\$96.70	3.31 %	\$638.80	\$53.23
FHLMC MULTIFAMILY STRUCTURED P SERIES K080 CLASS A2 VAR% DUE 07/25/2028 RATING: AAA (3137FHPJ6) PNC CAPITAL ADVISORS	9,776.18	9,760.60	10,000	97.6060	0.13 %	9,776.18	97.76	4.03 %	392.60	32.72
Total mortgages			\$29,087.20		0.38 %	\$29,115.24	-\$28.04	3.55 %	\$1,031.40	\$85.95

Local 464A Educational Benefit Fund

EIN: 22-2230709

PN502



Schedule H, Line 4i – Schedule of Assets
(Held at end of year)

LOCAL 464A EDUCATION FUND CONS
INVESTMENT MANAGEMENT STATEMENT

Account number 20-42-502-***0584

January 1, 2024 - December 31, 2024

Detail

Asset backed

Description (Cusip)	Current market value		% of total portfolio	Total original value at PNC		Unrealized gain/loss	Current yield	Estimated annual income	Accrued income
	Market value last period	Current		Avg. original value	at PNC per unit				
	Quantity	price per unit							
BANK OF AMERICA CREDIT CARD TR SERIES 2023 A1 CLASS A1 04.790% DUE 05/15/2028 RATING: N/A (05522RDG0) PNC CAPITAL ADVISORS	\$15,052.20 15,000	\$15,066.00 \$100.4400	0.20 %	\$14,996.60 \$99.98	\$69.40	4.77 %	\$718.50	\$31.93	
CNH EQUIPMENT TRUST SERIES 2022 C CLASS A3 05.150% DUE 04/17/2028 RATING: AAA (12664JAC4) PNC CAPITAL ADVISORS	9,757.75 9,722.550	9,785.65 100.6490	0.13 %	9,720.90 99.98	64.75	5.12 %	500.71	22.25	
CNH EQUIPMENT TRUST SERIES 2023 A CLASS A3 04.810% DUE 08/15/2028 RATING: N/A (12664QAC8) PNC CAPITAL ADVISORS	9,985.20 10,000	10,038.20 100.3820	0.13 %	9,998.31 99.98	39.89	4.80 %	481.00	21.38	
CAPITAL ONE MULTI-ASSET EXECUT SERIES 2023 A1 CLASS A 04.420% DUE 05/15/2028 RATING: N/A (14041NGD7) PNC CAPITAL ADVISORS	4,979.80 5,000	5,000.50 100.0100	0.07 %	4,998.85 99.98	1.65	4.42 %	221.00	9.82	
DISCOVER CARD EXECUTION NOTE T SERIES 2023 A1 CLASS A 04.310% DUE 03/15/2028 RATING: AAA (254683CY9) PNC CAPITAL ADVISORS	14,895.15 15,000	14,966.10 99.7740	0.20 %	14,999.13 99.99	- 33.03	4.32 %	646.50	28.73	

Local 464A Educational Benefit Fund

EIN: 22-2230709

PN502



Schedule H, Line 4i – Schedule of Assets
(Held at end of year)

LOCAL 464A EDUCATION FUND CONS
INVESTMENT MANAGEMENT STATEMENT

Account number 20-42-502-***0584

January 1, 2024 - December 31, 2024

Detail

Asset backed

Description (Cusip)	Market value last period Quantity	Current market value		% of total portfolio	Total original value at PNC		Unrealized gain/loss	Current yield	Estimated annual income	Accrued income
		Current price per unit	Current		Avg. original value at PNC per unit					
FORD CREDIT AUTO OWNER TRUST SERIES 2023 A CLASS A3 05.690% DUE 02/15/2028 RATING: N/A (344928AD8) PNC CAPITAL ADVISORS	9,963.00 10,000	10,012.50 100.1250	0.13 %	9,998.96 99.99	13.54	4.65 %	465.00	20.67		
FORD CREDIT AUTO OWNER TRUST SERIES 2022 A CLASS A3 01.290% DUE 06/15/2026 RATING: N/A (345286AC2) PNC CAPITAL ADVISORS	2,949.52 3,030.950	3,008.95 99.2740	0.04 %	3,030.58 99.99	- 21.63	1.30 %	39.10	1.74		
GM FINANCIAL SECURITIZED TERM SERIES 2023 2 CLASS A3 04.470% DUE 02/16/2028 RATING: AAA (362583AD8) PNC CAPITAL ADVISORS	14,903.40 15,000	14,999.55 99.9970	0.20 %	14,999.59 100.00	- 0.04	4.48 %	670.50	27.94		
GM FINANCIAL SECURITIZED TERM SERIES 2021 3 CLASS A3 00.480% DUE 06/16/2026 RATING: N/A (380140AC7) PNC CAPITAL ADVISORS	789.76 813.030	809.66 99.5850	0.02 %	806.03 99.14	3.63	0.49 %	3.90	0.16		
GM FINANCIAL SECURITIZED TERM SERIES 2022 1 CLASS A3 01.260% DUE 11/16/2026 RATING: N/A (380146AC4) PNC CAPITAL ADVISORS	2,612.76 2,691.630	2,667.24 99.0940	0.04 %	2,691.39 99.99	- 24.15	1.28 %	33.91	1.41		

Local 464A Educational Benefit Fund

EIN: 22-2230709

PN502



Schedule H, Line 4i – Schedule of Assets
(Held at end of year)

LOCAL 464A EDUCATION FUND CONS
INVESTMENT MANAGEMENT STATEMENT

Account number 20-42-502-***0584

January 1, 2024 - December 31, 2024

Detail

Asset backed

Description (Cusip)	Current market value		% of total portfolio	Total original value at PNC		Unrealized gain/loss	Current yield	Estimated annual income	Accrued income
	Market value last period	Current		Avg. original value	at PNC per unit				
HONDA AUTO RECEIVABLES OWNER SERIES 2023 2 CLASS A3 04.660% DUE 11/15/2027 RATING: AAA (437927AC0) PNC CAPITAL ADVISORS	5,023.40 Quantity	5,032.40 Current price per unit	0.07 %	4,999.19 99.98	33.21	4.90 %	246.50	10.96	
HYUNDAI AUTO RECEIVABLES TRUST SERIES 2022 B CLASS A3 03.720% DUE 11/16/2026 RATING: N/A (44918MAD2) PNC CAPITAL ADVISORS	2,463.12 2,498.650	2,490.33 99.6670	0.04 %	2,498.65 100.00	- 8.32	3.74 %	92.95	4.13	
JOHN DEERE OWNER TRUST SERIES 2022 C CLASS A3 05.090% DUE 06/15/2027 RATING: AAA (47800BAC2) PNC CAPITAL ADVISORS	7,621.53 7,622.150	7,644.33 100.2910	0.10 %	7,621.55 99.99	22.78	5.08 %	387.97	17.24	
NISSAN AUTO RECEIVABLES OWNER SERIES 2023 A CLASS A3 05.090% DUE 11/15/2027 RATING: AAA (65480WAD3) PNC CAPITAL ADVISORS	10,003.20 10,000	10,032.20 100.3220	0.13 %	9,998.23 99.98	33.97	4.90 %	491.00	21.82	
TOYOTA AUTO RECEIVABLES OWNER SERIES 2023 B CLASS A3 04.710% DUE 02/15/2028 RATING: AAA (891941AD8) PNC CAPITAL ADVISORS	9,984.60 10,000	10,030.70 100.3070	0.13 %	9,999.44 99.99	31.26	4.70 %	471.00	20.93	
VERIZON MASTER TRUST SERIES 2024-3 CLASS A1A 05.340% DUE 04/22/2030 RATING: AAA (92348KCCQ4) PNC CAPITAL ADVISORS	9,997.79 10,000	10,168.40 101.6840	0.14 %	9,997.79 99.98	170.61	5.26 %	534.00	16.32	

Local 464A Educational Benefit Fund

EIN: 22-2230709 PN502



Schedule H, Line 4i – Schedule of Assets
(Held at end of year)

LOCAL 464A EDUCATION FUND CONS
INVESTMENT MANAGEMENT STATEMENT

Account number 20-42-502-***0584
January 1, 2024 - December 31, 2024

Detail

Asset backed

Description (Cusip)	Market value last period		Current market value	%	Total original value at PNC		Current yield	Estimated annual income	Accrued income
	Quantity	Current price per unit			Avg. original value at PNC per unit	Unrealized gain/loss			
Total asset backed			\$131,752.71	1.71 %	\$131,355.19	\$397.52	4.56 %	\$6,003.54	\$257.43
Total fixed income			\$1,754,335.78	22.71 %	\$1,813,121.28	-\$58,785.50	3.05 %	\$53,531.51	\$10,563.62

Equities

Stocks

Consumer discretionary

Description (Symbol)	Market value last period		Current market value	%	Total original value at PNC		Current yield	Estimated annual income	Accrued income
	Quantity	Current price per unit			Avg. original value at PNC per unit	Unrealized gain/loss			
AMAZON COM INC (AMZN)	208,461.68		\$301,003.08	3.90 %	\$125,342.82	\$175,660.26			
PNC LCC ADVANTAGE RESTRICTED	1,372		\$219.3900		\$91.36				
AUTOZONE INC (AZO)	43,955.37		54,434.00	0.71 %	27,239.78	27,194.22			
PNC LCC ADVANTAGE RESTRICTED	17		3,202.0000		1,602.34				
HOME DEPOT INC (HD)	90,103.00		101,137.40	1.31 %	29,759.22	71,378.18	2.32 %	2,340.00	
PNC LCC ADVANTAGE RESTRICTED	260		388.9900		114.46				
MARRIOTT INTERNATIONAL INC (MAR)	49,739.60		57,182.70	0.75 %	49,739.60	7,443.10	0.91 %	516.60	
CL A	205		278.9400		242.63				
PNC LCC ADVANTAGE RESTRICTED									
MCDONALD'S CORP (MCD)	53,371.80		52,180.20	0.68 %	49,414.00	2,766.20	2.45 %	1,274.40	
PNC LCC ADVANTAGE RESTRICTED	180		289.8900		274.52				
TJX COMPANIES INC NEW (TJX)	48,499.77		62,458.77	0.81 %	41,964.45	20,494.32	1.25 %	775.50	
PNC LCC ADVANTAGE RESTRICTED	517		120.8100		81.17				
Total consumer discretionary			\$628,396.15	8.13 %	\$323,459.87	\$304,936.28	0.78 %	\$4,906.50	

Local 464A Educational Benefit Fund

EIN: 22-2230709

PN502



Schedule H, Line 4i – Schedule of Assets
(Held at end of year)

LOCAL 464A EDUCATION FUND CONS
INVESTMENT MANAGEMENT STATEMENT

Account number 20-42-502-***0584

January 1, 2024 - December 31, 2024

Detail

Consumer staples

Description (Symbol)	Market value last period		Current market value		% of total portfolio	Total original value at PNC		Current yield	Estimated annual income	Accrued income
	Quantity		Current price per unit			Avg. original value at PNC per unit	Unrealized gain/loss			
COSTCO WHOLESALE CORP (COST)		\$71,948.72		\$99,873.43	1.30 %	\$40,636.60	\$59,236.83	0.51 %	\$505.76	
PNC LCC ADVANTAGE RESTRICTED	109			\$916.2700		\$372.81				
PEPSICO INC (PEP)		68,785.20		61,584.30	0.80 %	70,719.68	- 9,135.38	3.57 %	2,195.10	548.78
PNC LCC ADVANTAGE RESTRICTED	405			152.0600		174.62				
PHILIP MORRIS INTERNAT-W/I (PM)		63,504.00		81,236.25	1.06 %	68,137.37	13,098.88	4.49 %	3,645.00	911.25
PNC LCC ADVANTAGE RESTRICTED	675			120.3500		100.94				
PROCTER & GAMBLE CO (PG)		57,150.60		65,383.50	0.85 %	38,907.88	26,475.62	2.41 %	1,570.14	
PNC LCC ADVANTAGE RESTRICTED	390			167.6500		99.76				
Total consumer staples				\$308,077.48	3.99 %	\$218,401.53	\$89,675.95	2.57 %	\$7,916.00	\$1,460.03

Energy

Description (Symbol)	Market value last period		Current market value		% of total portfolio	Total original value at PNC		Current yield	Estimated annual income	Accrued income
	Quantity		Current price per unit			Avg. original value at PNC per unit	Unrealized gain/loss			
CHEVRON CORPORATION (CVX)		\$48,924.48		\$47,507.52	0.62 %	\$50,977.03	- \$3,469.51	4.51 %	\$2,138.56	
PNC LCC ADVANTAGE RESTRICTED	328			\$144.8400		\$155.42				
EXXON MOBIL CORP (XOM)		88,482.30		95,199.45	1.24 %	50,679.52	44,519.93	3.69 %	3,504.60	
PNC LCC ADVANTAGE RESTRICTED	885			107.5700		57.26				
Total energy				\$142,706.97	1.85 %	\$101,656.55	\$41,050.42	3.95 %	\$5,643.16	

Financial

Description (Symbol)	Market value last period		Current market value		% of total portfolio	Total original value at PNC		Current yield	Estimated annual income	Accrued income
	Quantity		Current price per unit			Avg. original value at PNC per unit	Unrealized gain/loss			
CHUBB LTD (CB)		\$56,500.00		\$69,075.00	0.90 %	\$49,935.93	\$19,139.07	1.32 %	\$910.00	\$227.50
SEDOL B3BQMF6 ISIN CH0044328745	250			\$276.3000		\$199.74				
PNC LCC ADVANTAGE RESTRICTED										
BANK OF AMERICA CORP (BAC)		70,875.35		92,514.75	1.20 %	63,056.65	29,458.10	2.37 %	2,189.20	
PNC LCC ADVANTAGE RESTRICTED	2,105			43.9500		29.96				

Local 464A Educational Benefit Fund

EIN: 22-2230709

PN502



Schedule H, Line 4i – Schedule of Assets
(Held at end of year)

LOCAL 464A EDUCATION FUND CONS
INVESTMENT MANAGEMENT STATEMENT

Account number 20-42-502-***0584

January 1, 2024 - December 31, 2024

Detail

Description (Symbol)	Market value last period		Current market value	% of total portfolio	Total original value at PNC		Current yield	Estimated annual income	Accrued income
	Quantity	price per unit	Current price per unit		Avg. original value at PNC per unit	Unrealized gain/loss			
BLACKSTONE INC (BX)	54,986.40	72,416.40	72,416.40	0.94 %	61,859.66	10,556.74	0.88 %	633.36	
PNC LCC ADVANTAGE RESTRICTED	420	172.4200	172.4200		147.28				
BLACKROCK FUNDING INC/DE (BLK)	58,449.60	73,807.92	73,807.92	0.96 %	42,823.79	30,984.13	2.00 %	1,468.80	
PNC LCC ADVANTAGE RESTRICTED	72	1,025.1100	1,025.1100		594.77				
JPMORGAN CHASE & CO (JPM)	97,467.30	137,353.83	137,353.83	1.78 %	30,096.10	107,257.73	2.09 %	2,865.00	
PNC LCC ADVANTAGE RESTRICTED	573	239.7100	239.7100		52.52				
MASTERCARD INC CL A (MA)	95,111.73	117,425.11	117,425.11	1.53 %	72,911.54	44,513.57	0.58 %	677.92	
PNC LCC ADVANTAGE RESTRICTED	223	526.5700	526.5700		326.96				
MORGAN STANLEY (MS)	50,914.50	68,643.12	68,643.12	0.89 %	31,049.02	37,594.10	2.95 %	2,020.20	
PNC LCC ADVANTAGE RESTRICTED	546	125.7200	125.7200		56.87				
RAYMOND JAMES FINANCIAL INC (RJF)	57,625.53	60,112.71	60,112.71	0.78 %	57,625.53	2,487.18	1.29 %	774.00	
PNC LCC ADVANTAGE RESTRICTED	387	155.3300	155.3300		148.90				
S&P GLOBAL INC (SPGI)	60,791.76	68,728.14	68,728.14	0.89 %	14,956.12	53,772.02	0.74 %	502.32	
PNC LCC ADVANTAGE RESTRICTED	138	498.0300	498.0300		108.38				
VISA INC (V)	80,187.80	97,340.32	97,340.32	1.27 %	27,149.63	70,190.69	0.75 %	726.88	
CLASS A SHARES	308	316.0400	316.0400		88.15				
PNC LCC ADVANTAGE RESTRICTED									
Total financial		\$857,417.30	\$857,417.30	11.10 %	\$451,463.97	\$405,953.33	1.49 %	\$12,767.68	\$227.50

Description (Symbol)	Market value last period		Current market value	% of total portfolio	Total original value at PNC		Current yield	Estimated annual income	Accrued income
	Quantity	price per unit	Current price per unit		Avg. original value at PNC per unit	Unrealized gain/loss			
ABBOTT LABORATORIES INC (ABT)	\$71,105.22	\$73,069.06	\$73,069.06	0.95 %	\$78,156.53	-\$5,087.47	2.09 %	\$1,524.56	
PNC LCC ADVANTAGE RESTRICTED	646	\$113.1100	\$113.1100		\$120.99				
ABBVIE INC (ABBV)	49,435.43	56,686.30	56,686.30	0.74 %	29,817.73	26,868.57	3.70 %	2,092.64	
PNC LCC ADVANTAGE RESTRICTED	319	177.7000	177.7000		93.47				
BOSTON SCIENTIFIC CORP (BSX)	45,265.23	69,937.56	69,937.56	0.91 %	42,366.07	27,571.49			
PNC LCC ADVANTAGE RESTRICTED	783	89.3200	89.3200		54.11				
ELI LILLY & CO (LLY)	97,930.56	129,696.00	129,696.00	1.68 %	18,466.98	111,229.02	0.78 %	1,008.00	
PNC LCC ADVANTAGE RESTRICTED	168	772.0000	772.0000		109.92				

Local 464A Educational Benefit Fund

EIN: 22-2230709

PN502



Schedule H, Line 4i – Schedule of Assets
(Held at end of year)

LOCAL 464A EDUCATION FUND CONS INVESTMENT MANAGEMENT STATEMENT

Account number 20-42-502-***0584

January 1, 2024 - December 31, 2024

Detail

Health care

Description (Symbol)	Market value last period		Current market value		% of total portfolio	Total original value at PNC		Current yield	Estimated annual income	Accrued income
	Quantity	price per unit	Quantity	price per unit		Avg. original value at PNC per unit	Unrealized gain/loss			
MERCK & CO INC (MRK)	72,716.34	66,353.16			0.86 %	53,472.55	12,880.61	3.26 %	2,161.08	540.27
PNC LCC ADVANTAGE RESTRICTED	667	99.4800				80.17				
STRYKER CORP (SYK)	41,924.40	50,407.00			0.66 %	32,931.13	17,475.87	0.94 %	470.40	117.60
PNC LCC ADVANTAGE RESTRICTED	140	360.0500				235.22				
UNITEDHEALTH GROUP INC (UNH)	120,561.63	115,841.94			1.50 %	72,345.79	43,496.15	1.67 %	1,923.60	
PNC LCC ADVANTAGE RESTRICTED	229	505.8600				315.92				
Total health care		\$561,991.02			7.28 %	\$327,556.78	\$234,434.24	1.63 %	\$9,180.28	\$657.87

Industrials

Description (Symbol)	Market value last period		Current market value		% of total portfolio	Total original value at PNC		Current yield	Estimated annual income	Accrued income
	Quantity	price per unit	Quantity	price per unit		Avg. original value at PNC per unit	Unrealized gain/loss			
CINTAS CORP (CTAS)	\$63,429.97	\$76,916.70			1.00 %	\$23,174.04	\$53,742.66	0.86 %	\$656.76	
PNC LCC ADVANTAGE RESTRICTED	421	\$182.7000				\$55.05				
HONEYWELL INTL INC (HON)	73,817.92	79,513.28			1.03 %	65,923.01	13,590.27	2.01 %	1,591.04	
PNC LCC ADVANTAGE RESTRICTED	352	225.8900				187.28				
HUBBELL INC (HUBB)	56,996.90	62,833.50			0.82 %	56,996.90	5,836.60	1.27 %	792.00	
PNC LCC ADVANTAGE RESTRICTED	150	418.8900				379.98				
ILLINOIS TOOL WORKS INC (ITW)	82,497.19	79,364.28			1.03 %	77,843.13	1,521.15	2.37 %	1,878.00	469.50
PNC LCC ADVANTAGE RESTRICTED	313	253.5600				248.70				
QUANTA SVCS INC (PWR)	54,813.20	80,276.70			1.04 %	14,663.38	65,613.32	0.13 %	101.60	
PNC LCC ADVANTAGE RESTRICTED	254	316.0500				57.73				
TRANSDIGM GROUP INC (TDG)	62,815.48	59,562.16			0.78 %	62,815.48	-3,253.32			
PNC LCC ADVANTAGE RESTRICTED	47	1,267.2800				1,336.50				
Total industrials		\$438,466.62			5.68 %	\$301,415.94	\$137,050.68	1.15 %	\$5,019.40	\$469.50

Local 464A Educational Benefit Fund

EIN: 22-2230709

PN502



Schedule H, Line 4i – Schedule of Assets
(Held at end of year)

LOCAL 464A EDUCATION FUND CONS
INVESTMENT MANAGEMENT STATEMENT

Account number 20-42-502-***0584

January 1, 2024 - December 31, 2024

Page 39 of 322

Detail

Information technology

Description (Symbol)	Market value last period		Current market value	% of total portfolio	Total original value at PNC		Current yield	Estimated annual income	Accrued income
	Quantity	Current price per unit	Current		Avg. original value at PNC per unit	Unrealized gain/loss			
ACCENTURE PLC CLASS A (ACN)	\$61,760.16		\$61,915.04	0.81 %	\$31,461.47	\$30,453.57	1.69 %	\$1,041.92	
SEDOL B4BNMY3		176	\$351.7900		\$178.76				
ISIN IE00B4BNMY34									
PNC LCC ADVANTAGE RESTRICTED									
APPLE INC (AAPL)	338,660.27		440,488.78	5.71 %	50,758.05	389,730.73	0.40 %	1,759.00	
PNC LCC ADVANTAGE RESTRICTED		1,759	250.4200		28.86				
BROADCOM INC (AVGO)	116,090.00		241,113.60	3.13 %	28,552.42	212,561.18	1.02 %	2,454.40	
PNC LCC ADVANTAGE RESTRICTED		1,040	231.8400		27.45				
CADENCE DESIGN SYSTEMS INC (CDNS)	62,372.73		68,805.34	0.90 %	47,813.65	20,991.69			
PNC LCC ADVANTAGE RESTRICTED		229	300.4600		208.79				
LAM RESEARCH CORP (LRCX)	65,010.58		59,950.90	0.78 %	31,193.18	28,757.72	1.28 %	763.60	190.90
PNC LCC ADVANTAGE RESTRICTED		830	72.2300		37.58				
MICROSOFT CORP (MSFT)	398,226.36		446,368.50	5.78 %	90,746.07	355,622.43	0.79 %	3,515.88	
PNC LCC ADVANTAGE RESTRICTED		1,059	421.5000		85.69				
MOTOROLA SOLUTIONS INC (MSI)	45,398.05		67,023.35	0.87 %	24,618.06	42,405.29	0.95 %	632.20	158.05
PNC LCC ADVANTAGE RESTRICTED		145	462.2300		169.78				
NVIDIA CORP (NVDA)	398,431.41		394,678.31	5.11 %	398,431.41	-3,753.10	0.03 %	117.56	
PNC LCC ADVANTAGE RESTRICTED		2,939	134.2900		135.57				
SERVICE NOW INC (NOW)	55,812.71		83,749.48	1.09 %	43,419.93	40,329.55			
PNC LCC ADVANTAGE RESTRICTED		79	1,060.1200		549.62				
TAIWAN SEMICONDUCTOR MTG CO (TSM)	30,368.00		57,667.08	0.75 %	30,048.50	27,618.58	0.99 %	569.11	142.00
ADR		292	197.4900		102.91				
PNC LCC ADVANTAGE RESTRICTED									
TELEDYNE TECHNOLOGIES INC (TDY)	38,380.94		39,915.18	0.52 %	29,591.74	10,323.44			
PNC LCC ADVANTAGE RESTRICTED		86	464.1300		344.09				
Total information technology			\$1,961,675.56	25.39 %	\$806,634.48	\$1,155,041.08	0.55 %	\$10,853.67	\$490.95

Local 464A Educational Benefit Fund

EIN: 22-2230709

PN502



Schedule H, Line 4i – Schedule of Assets
(Held at end of year)

LOCAL 464A EDUCATION FUND CONS
INVESTMENT MANAGEMENT STATEMENT

Account number 20-42-502-***0584

January 1, 2024 - December 31, 2024

Page 40 of 322

Detail

Materials

Description (Symbol)	Market value last period		Current market value		% of total portfolio	Total original value at PNC		Current yield	Estimated annual income	Accrued income
	Quantity		Current price per unit			Avg. original value at PNC per unit	Unrealized gain/loss			
NEW LINDE PLC (LIN)		\$57,248.66		\$50,240.40	0.66 %	\$57,248.66	-\$7,008.26	1.33 %	\$667.20	
SEDOL BNZHB81	120			\$418.6700		\$477.07				
ISIN IE000S9YS762										
PNC LCC ADVANTAGE RESTRICTED										
EASTMAN CHEM CO (EMN)	46,799.34		38,719.68		0.51 %	46,799.34	- 8,079.66	3.64 %	1,407.68	351.92
PNC LCC ADVANTAGE RESTRICTED	424		91.3200			110.38				
SHERWIN-WILLIAMS CO (SHW)	57,243.28		51,329.43		0.67 %	57,243.28	- 5,913.85	0.85 %	431.86	
PNC LCC ADVANTAGE RESTRICTED	151		339.9300			379.09				
Total materials			\$140,289.51		1.82 %	\$161,291.28	-\$21,001.77	1.79 %	\$2,506.74	\$351.92

Telecommunication services

Description (Symbol)	Market value last period		Current market value		% of total portfolio	Total original value at PNC		Current yield	Estimated annual income	Accrued income
	Quantity		Current price per unit			Avg. original value at PNC per unit	Unrealized gain/loss			
ALPHABET INC/CA-CL A (GOOGL)		\$230,209.12		\$311,966.40	4.04 %	\$62,823.01	\$249,143.39	0.43 %	\$1,318.40	
PNC LCC ADVANTAGE RESTRICTED	1,648		\$189.3000			\$38.12				
DISNEY WALT CO (DIS)	51,627.25		47,435.10		0.62 %	51,627.25	- 4,192.15	0.90 %	426.00	213.00
PNC LCC ADVANTAGE RESTRICTED	426		111.3500			121.19				
META PLATFORMS INC (META)	145,831.52		241,230.12		3.13 %	83,858.49	157,371.63	0.35 %	824.00	
PNC LCC ADVANTAGE RESTRICTED	412		585.5100			203.54				
FOX CORP - CLASS A - W/I (FOXA)	32,162.28		52,660.72		0.69 %	42,484.42	10,176.30	1.12 %	585.36	
PNC LCC ADVANTAGE RESTRICTED	1,084		48.5800			39.19				
Total telecommunication services			\$653,292.34		8.46 %	\$240,793.17	\$412,499.17	0.48 %	\$3,153.76	\$213.00

Local 464A Educational Benefit Fund

EIN: 22-2230709

PN502



Schedule H, Line 4i – Schedule of Assets
(Held at end of year)

LOCAL 464A EDUCATION FUND CONS
INVESTMENT MANAGEMENT STATEMENT

Account number 20-42-502-***0584

January 1, 2024 - December 31, 2024

Detail

Utilities

Description (Symbol)	Current market value		% of total portfolio	Total original value at PNC		Current yield	Estimated annual income	Accrued income
	Market value last period	Current		Avg. original value	Unrealized gain/loss			
	Quantity	price per unit		at PNC per unit				
ATMOS ENERGY CORP (ATO)	\$49,969.61	\$61,278.80	0.80 %	\$49,969.61	\$11,309.19	2.50 %	\$1,531.20	
PNC LCC ADVANTAGE RESTRICTED	440	\$139.2700		\$113.57				
WEC ENERGY GROUP INC (WEC)	30,722.05	34,324.60	0.45 %	8,532.57	25,792.03	3.80 %	1,303.05	
PNC LCC ADVANTAGE RESTRICTED	365	94.0400		23.38				
Total utilities		\$95,603.40	1.24 %	\$58,502.18	\$37,101.22	2.97 %	\$2,834.25	
Total stocks		\$5,787,916.35	74.92 %	\$2,991,175.75	\$2,796,740.60	1.12 %	\$64,781.44	\$3,870.77
Total equities		\$5,787,916.35	74.92 %	\$2,991,175.75	\$2,796,740.60	1.12 %	\$64,781.44	\$3,870.77
Total portfolio		\$7,725,231.85	100.00 %	\$4,987,276.75	\$2,737,955.10	1.64 %	\$126,329.19	\$15,120.06

Local 464A Educational Benefit Fund

EIN: 22-2230709 PN502



Schedule H, Line 4j – Schedule of Reportable Transactions

LOCAL 464A EDUCATION FUND
INVESTMENT MANAGEMENT STATEMENT

Account number 20-42-002-***0584
January 1, 2024 - December 31, 2024

Detail

5% Report by asset-single transaction

Asset description	Tran type	Settle date	Shares/units	Purchase/sale Cost/proceeds	Broker commission	Other expense	Valuation		Threshold
							Cost of asset	Previous annual market	Net gain/loss
							\$474,997.40		\$23,749.87
FEDERATED HERMES GOVT OBLIG PREM SHS #117	PUR	02/29/24	34,918.000	\$34,918.00	\$0.00	\$0.00	\$34,918.00	\$34,918.00	\$0.00
FEDERATED HERMES GOVT OBLIG PREM SHS #117	PUR	07/31/24	358,592.250	358,592.25	0.00	0.00	358,592.25	358,592.25	\$0.00
FEDERATED HERMES GOVT OBLIG PREM SHS #117	SAL	08/31/24	148,245.610	148,245.61	0.00	0.00	148,245.61	148,245.61	\$0.00
FEDERATED HERMES GOVT OBLIG PREM SHS #117	SAL	11/30/24	99,112.340	99,112.34	0.00	0.00	99,112.34	99,112.34	\$0.00
FEDERATED HERMES GOVT OBLIG PREM SHS #117	SAL	12/31/24	34,343.650	34,343.65	0.00	0.00	34,343.65	34,343.65	\$0.00
USA TREASURY NOTES 03.000% DUE 06/30/2024	SAL	02/22/24	50,000.000	49,591.80	0.00	0.00	48,927.73	49,476.50	\$664.07
USA TREASURY NOTES 03.000% DUE 06/30/2024	SAL	07/01/24	400,000.000	400,000.00	0.00	0.00	391,421.88	395,812.00	\$8,578.12
	2 PURCHASES FOR			\$393,510.25					
	5 SALES FOR			\$731,293.40					
					TOTAL ISSUE AGGREGATE			\$1,124,803.65	

Local 464A Educational Benefit Fund

EIN: 22-2230709

PN502



Schedule H, Line 4j – Schedule of Reportable Transactions

LOCAL 464A EDUCATION FUND
INVESTMENT MANAGEMENT STATEMENT

Account number 20-42-002-***0584

January 1, 2024 - December 31, 2024

Detail

5% Report by asset-aggregate

Valuation	Threshold
\$474,997.40	\$23,749.87

Asset description	Tran type	Settle date	Shares/units	Purchase/sale Cost/proceeds	Broker commission	Other expense	Cost of asset	Previous annual market	Net gain/loss
USA TREASURY NOTES 03.000% DUE 06/30/2024	SAL	02/22/24	50,000.000	\$49,591.80	\$0.00	\$0.00	\$48,927.73	\$49,476.50	\$664.07
	SAL	07/01/24	400,000.000	400,000.00	0.00	0.00	391,421.88	395,812.00	8,578.12
0 PURCHASES FOR				\$0.00	TOTAL ISSUE AGGREGATE			\$449,591.80	
2 SALES FOR				\$449,591.80					
FEDERATED HERMES GOVT OBLIG PREM SHS #117	SAL	01/31/24	5,388.920	\$5,388.92	\$0.00	\$0.00	\$5,388.92	\$5,388.92	\$0.00
	PUR	02/29/24	34,918.000	34,918.00	0.00	0.00	34,918.00	34,918.00	0.00
	PUR	03/31/24	121.600	121.60	0.00	0.00	121.60	121.60	0.00
	SAL	04/30/24	12,217.540	12,217.54	0.00	0.00	12,217.54	12,217.54	0.00
	SAL	05/31/24	9,814.280	9,814.28	0.00	0.00	9,814.28	9,814.28	0.00
	SAL	06/30/24	14,855.140	14,855.14	0.00	0.00	14,855.14	14,855.14	0.00
	PUR	07/31/24	358,592.250	358,592.25	0.00	0.00	358,592.25	358,592.25	0.00
	SAL	08/31/24	148,245.610	148,245.61	0.00	0.00	148,245.61	148,245.61	0.00
	PUR	09/30/24	1,296.590	1,296.59	0.00	0.00	1,296.59	1,296.59	0.00
	SAL	10/31/24	11,588.690	11,588.69	0.00	0.00	11,588.69	11,588.69	0.00
	SAL	11/30/24	99,112.340	99,112.34	0.00	0.00	99,112.34	99,112.34	0.00
	SAL	12/31/24	34,343.650	34,343.65	0.00	0.00	34,343.65	34,343.65	0.00
4 PURCHASES FOR				\$394,928.44	TOTAL ISSUE AGGREGATE			\$730,494.61	
8 SALES FOR				\$335,566.17					

Local 464A Educational Benefit Fund



EIN: 22-2230709 PN502

Schedule H, Line 4j – Schedule of Reportable Transactions

LOCAL 464A EDUCATION FUND
INVESTMENT MANAGEMENT STATEMENT

Account number 20-42-002-***0584
January 1, 2024 - December 31, 2024

Detail

5% Report by broker-securities

								Valuation	Threshold	
								\$474,997.40	\$23,749.87	
Broker/party	Asset description	Tran type	Settle date	Shares/units	Purchase/sale Cost/proceeds	Broker commission	Other expense	Cost of asset	Previous annual market	Net gain/loss
GOLDMAN, SACHS & CO.	USA TREASURY NOTES 03.000% DUE 06/30/2024	SAL	02/22/24	50,000.000	\$49,591.80	\$0.00	\$0.00	\$48,927.73	\$49,476.50	\$664.07
		0	PURCHASES FOR		\$0.00	TOTAL ISSUE AGGREGATE			\$49,591.80	
		1	SALES FOR		\$49,591.80					
USA TREASURY NOTES	03.000% DUE 06/30/2024	SAL	07/01/24	400,000.000	\$400,000.00	\$0.00	\$0.00	\$391,421.88	\$395,812.00	\$8,578.12
		0	PURCHASES FOR		\$0.00	TOTAL ISSUE AGGREGATE			\$400,000.00	
		1	SALES FOR		\$400,000.00					

Local 464A Educational Benefit Fund

EIN: 22-2230709

PN502



Schedule H, Line 4j – Schedule of Reportable Transactions

LOCAL 464A EDUCATION FUND
INVESTMENT MANAGEMENT STATEMENT

Account number 20-42-002-***0584

January 1, 2024 - December 31, 2024

Detail

5% Report by broker-nonsecurities

Valuation	Threshold
\$474,997.40	\$23,749.87

Broker/party asset description	Tran type	Settle date	Shares/units	Purchase/sale cost/proceeds	Broker commission	Other expense	Cost of asset	Previous annual market	Net gain/loss
GOLDMAN, SACHS & CO. USA TREASURY NOTES 03.000% DUE 06/30/2024	SAL	02/22/24	50,000.000	\$49,591.80	\$0.00	\$0.000.00	\$48,927.73	\$49,476.50	\$664.07
0 PURCHASES FOR				\$0.00	TOTAL ISSUE AGGREGATE		\$49,591.80		
1 SALES FOR				\$49,591.80					
USA TREASURY NOTES 03.000% DUE 06/30/2024	SAL	07/01/24	400,000.000	\$400,000.00	\$0.00	\$0.000.00	\$391,421.88	\$395,812.00	\$8,578.12
0 PURCHASES FOR				\$0.00	TOTAL ISSUE AGGREGATE		\$400,000.00		
1 SALES FOR				\$400,000.00					