

Form 5500

Department of the Treasury
Internal Revenue Service

Department of Labor
Employee Benefits Security
Administration

Pension Benefit Guaranty Corporation

Annual Return/Report of Employee Benefit Plan

This form is required to be filed for employee benefit plans under sections 104 and 4065 of the Employee Retirement Income Security Act of 1974 (ERISA) and sections 6057(b) and 6058(a) of the Internal Revenue Code (the Code).

▶ Complete all entries in accordance with the instructions to the Form 5500.

OMB Nos. 1210-0110
1210-0089

2024

This Form is Open to Public Inspection

Part I Annual Report Identification Information

For calendar plan year 2024 or fiscal plan year beginning 01/01/2024 and ending 12/31/2024

- A This return/report is for: [] a multiemployer plan [] a multiple-employer plan (Filers checking this box must provide participating employer information in accordance with the form instructions.) [x] a single-employer plan [] a DFE (specify) ____
B This return/report is: [] the first return/report [] the final return/report [] an amended return/report [] a short plan year return/report (less than 12 months)
C If the plan is a collectively-bargained plan, check here. []
D Check box if filing under: [x] Form 5558 [] automatic extension [] the DFVC program [] special extension (enter description)
E If this is a retroactively adopted plan permitted by SECURE Act section 201, check here. []

Part II Basic Plan Information—enter all requested information

1a Name of plan: RWK TOOL, INC. CASH BALANCE PENSION PLAN
1b Three-digit plan number (PN): 002
1c Effective date of plan: 01/01/2008
2a Plan sponsor's name (employer, if for a single-employer plan): RWK TOOL, INC.
2b Employer Identification Number (EIN): 06-1340019
2c Plan Sponsor's telephone number: 860-635-0116
2d Business code (see instructions): 333900

Caution: A penalty for the late or incomplete filing of this return/report will be assessed unless reasonable cause is established.

Under penalties of perjury and other penalties set forth in the instructions, I declare that I have examined this return/report, including accompanying schedules, statements and attachments, as well as the electronic version of this return/report, and to the best of my knowledge and belief, it is true, correct, and complete.

Table with 4 columns: SIGN HERE, Signature of plan administrator, Date, Enter name of individual signing as plan administrator. Includes rows for employer/plan sponsor and DFE.

For Paperwork Reduction Act Notice, see the Instructions for Form 5500.

Form 5500 (2024) v. 240311

3a Plan administrator's name and address <input checked="" type="checkbox"/> Same as Plan Sponsor	3b Administrator's EIN	
	3c Administrator's telephone number	
4 If the name and/or EIN of the plan sponsor or the plan name has changed since the last return/report filed for this plan, enter the plan sponsor's name, EIN, the plan name and the plan number from the last return/report: a Sponsor's name c Plan Name	4b EIN	
	4d PN	
5 Total number of participants at the beginning of the plan year	5	31
6 Number of participants as of the end of the plan year unless otherwise stated (welfare plans complete only lines 6a(1) , 6a(2) , 6b , 6c , and 6d). a(1) Total number of active participants at the beginning of the plan year a(2) Total number of active participants at the end of the plan year b Retired or separated participants receiving benefits..... c Other retired or separated participants entitled to future benefits d Subtotal. Add lines 6a(2) , 6b , and 6c e Deceased participants whose beneficiaries are receiving or are entitled to receive benefits. f Total. Add lines 6d and 6e g(1) Number of participants with account balances as of the beginning of the plan year (only defined contribution plans complete this item) g(2) Number of participants with account balances as of the end of the plan year (only defined contribution plans complete this item) h Number of participants who terminated employment during the plan year with accrued benefits that were less than 100% vested.....	6a(1)	25
	6a(2)	22
	6b	1
	6c	6
	6d	29
	6e	1
	6f	30
	6g(1)	
	6g(2)	
6h		0
7 Enter the total number of employers obligated to contribute to the plan (only multiemployer plans complete this item)	7	

8a If the plan provides pension benefits, enter the applicable pension feature codes from the List of Plan Characteristics Codes in the instructions:
1A 1C 3D 3H

b If the plan provides welfare benefits, enter the applicable welfare feature codes from the List of Plan Characteristics Codes in the instructions:

9a Plan funding arrangement (check all that apply)	9b Plan benefit arrangement (check all that apply)
(1) <input type="checkbox"/> Insurance	(1) <input type="checkbox"/> Insurance
(2) <input type="checkbox"/> Code section 412(e)(3) insurance contracts	(2) <input type="checkbox"/> Code section 412(e)(3) insurance contracts
(3) <input checked="" type="checkbox"/> Trust	(3) <input checked="" type="checkbox"/> Trust
(4) <input type="checkbox"/> General assets of the sponsor	(4) <input type="checkbox"/> General assets of the sponsor

10 Check all applicable boxes in 10a and 10b to indicate which schedules are attached, and, where indicated, enter the number attached. (See instructions)

a Pension Schedules		b General Schedules	
(1) <input checked="" type="checkbox"/> R (Retirement Plan Information)		(1) <input type="checkbox"/> H (Financial Information)	
(2) <input type="checkbox"/> MB (Multiemployer Defined Benefit Plan and Certain Money Purchase Plan Actuarial Information) - signed by the plan actuary		(2) <input checked="" type="checkbox"/> I (Financial Information – Small Plan)	
(3) <input checked="" type="checkbox"/> SB (Single-Employer Defined Benefit Plan Actuarial Information) - signed by the plan actuary		(3) <input type="checkbox"/> A (Insurance Information) – Number Attached <u>0</u>	
(4) <input type="checkbox"/> DCG (Individual Plan Information) – Number Attached _____		(4) <input type="checkbox"/> C (Service Provider Information)	
(5) <input type="checkbox"/> MEP (Multiple-Employer Retirement Plan Information)		(5) <input type="checkbox"/> D (DFE/Participating Plan Information)	
		(6) <input type="checkbox"/> G (Financial Transaction Schedules)	

Part III Form M-1 Compliance Information (to be completed by welfare benefit plans)

11a If the plan provides welfare benefits, was the plan subject to the Form M-1 filing requirements during the plan year? (See instructions and 29 CFR 2520.101-2.) Yes No

If "Yes" is checked, complete lines 11b and 11c.

11b Is the plan currently in compliance with the Form M-1 filing requirements? (See instructions and 29 CFR 2520.101-2.) Yes No

11c Enter the Receipt Confirmation Code for the 2024 Form M-1 annual report. If the plan was not required to file the 2024 Form M-1 annual report, enter the Receipt Confirmation Code for the most recent Form M-1 that was required to be filed under the Form M-1 filing requirements. (Failure to enter a valid Receipt Confirmation Code will subject the Form 5500 filing to rejection as incomplete.)

Receipt Confirmation Code _____

SCHEDULE SB (Form 5500) <small>Department of the Treasury Internal Revenue Service</small> <small>Department of Labor Employee Benefits Security Administration</small> <small>Pension Benefit Guaranty Corporation</small>	Single-Employer Defined Benefit Plan Actuarial Information This schedule is required to be filed under section 104 of the Employee Retirement Income Security Act of 1974 (ERISA) and section 6059 of the Internal Revenue Code (the Code). ▶ File as an attachment to Form 5500 or 5500-SF.	<small>OMB No. 1210-0110</small> 2024 This Form is Open to Public Inspection
---	--	--

For calendar plan year 2024 or fiscal plan year beginning 01/01/2024 and ending 12/31/2024

▶ **Round off amounts to nearest dollar.**

▶ **Caution:** A penalty of \$1,000 will be assessed for late filing of this report unless reasonable cause is established.

A Name of plan <u>RWK TOOL, INC. CASH BALANCE PENSION PLAN</u>	B Three-digit plan number (PN) ▶	<u>002</u>
C Plan sponsor's name as shown on line 2a of Form 5500 or 5500-SF <u>RWK TOOL, INC.</u>	D Employer Identification Number (EIN) <u>06-1340019</u>	
E Type of plan: <input checked="" type="checkbox"/> Single <input type="checkbox"/> Multiple-A <input type="checkbox"/> Multiple-B	F Prior year plan size: <input checked="" type="checkbox"/> 100 or fewer <input type="checkbox"/> 101-500 <input type="checkbox"/> More than 500	

Part I	Basic Information		
1	Enter the valuation date: Month <u>01</u> Day <u>01</u> Year <u>2024</u>		
2	Assets:		
	a Market value	2a	<u>4230393</u>
	b Actuarial value	2b	<u>4230393</u>
3	Funding target/participant count breakdown	(1) Number of participants	(2) Vested Funding Target
	a For retired participants and beneficiaries receiving payment	<u>1</u>	<u>31692</u>
	b For terminated vested participants	<u>5</u>	<u>43818</u>
	c For active participants	<u>25</u>	<u>3284026</u>
	d Total	<u>31</u>	<u>3359536</u>
4	If the plan is in at-risk status, check the box and complete lines (a) and (b)..... <input type="checkbox"/>		
	a Funding target disregarding prescribed at-risk assumptions	4a	
	b Funding target reflecting at-risk assumptions, but disregarding transition rule for plans that have been in at-risk status for fewer than five consecutive years and disregarding loading factor	4b	
5	Effective interest rate	5	<u>5.04 %</u>
6	Target normal cost		
	a Present value of current plan year accruals	6a	<u>296519</u>
	b Expected plan-related expenses	6b	<u>0</u>
	c Target normal cost	6c	<u>296519</u>

Statement by Enrolled Actuary

To the best of my knowledge, the information supplied in this schedule and accompanying schedules, statements and attachments, if any, is complete and accurate. Each prescribed assumption was applied in accordance with applicable law and regulations. In my opinion, each other assumption is reasonable (taking into account the experience of the plan and reasonable expectations) and such other assumptions, in combination, offer my best estimate of anticipated experience under the plan.

SIGN HERE		
	Signature of actuary	<u>08/14/2025</u> Date
	<u>JULIE HUPPERTS, FSA, EA</u> Type or print name of actuary	<u>23-06632</u> Most recent enrollment number
	<u>KRAVITZ, LLC</u> Firm name	<u>818-995-6100</u> Telephone number (including area code)
	<u>C/O FUTUREPLAN P.O. BOX 219073 KANSAS CITY, MO 64121</u> Address of the firm	

If the actuary has not fully reflected any regulation or ruling promulgated under the statute in completing this schedule, check the box and see instructions

For Paperwork Reduction Act Notice, see the Instructions for Form 5500 or 5500-SF.

Schedule SB (Form 5500) 2024 v. 240311

Part II		Beginning of Year Carryover and Prefunding Balances	
		(a) Carryover balance	(b) Prefunding balance
7	Balance at beginning of prior year after applicable adjustments (line 13 from prior year)	0	385813
8	Portion elected for use to offset prior year's funding requirement (line 35 from prior year)	0	0
9	Amount remaining (line 7 minus line 8)	0	385813
10	Interest on line 9 using prior year's actual return of <u>13.08</u> %	0	50464
11	Prior year's excess contributions to be added to prefunding balance:		
	a Present value of excess contributions (line 38a from prior year)		0
	b(1) Interest on the excess, if any, of line 38a over line 38b from prior year Schedule SB, using prior year's effective interest rate of <u>5.03</u> %		0
	b(2) Interest on line 38b from prior year Schedule SB, using prior year's actual return		0
	c Total available at beginning of current plan year to add to prefunding balance		0
	d Portion of (c) to be added to prefunding balance		0
12	Other reductions in balances due to elections or deemed elections	0	0
13	Balance at beginning of current year (line 9 + line 10 + line 11d – line 12)	0	436277

Part III		Funding Percentages	
14	Funding target attainment percentage	14	112.92 %
15	Adjusted funding target attainment percentage	15	125.90 %
16	Prior year's funding percentage for purposes of determining whether carryover/prefunding balances may be used to reduce current year's funding requirement	16	118.86 %
17	If the current value of the assets of the plan is less than 70 percent of the funding target, enter such percentage	17	%

Part IV		Contributions and Liquidity Shortfalls			
18 Contributions made to the plan for the plan year by employer(s) and employees:					
(a) Date (MM-DD-YYYY)	(b) Amount paid by employer(s)	(c) Amount paid by employees	(a) Date (MM-DD-YYYY)	(b) Amount paid by employer(s)	(c) Amount paid by employees
Totals ▶			18(b)	0	18(c)
					0

19	Discounted employer contributions – see instructions for small plan with a valuation date after the beginning of the year:	
	a Contributions allocated toward unpaid minimum required contributions from prior years	19a 0
	b Contributions made to avoid restrictions adjusted to valuation date	19b 0
	c Contributions allocated toward minimum required contribution for current year adjusted to valuation date	19c 0
20	Quarterly contributions and liquidity shortfalls:	
	a Did the plan have a "funding shortfall" for the prior year?	<input type="checkbox"/> Yes <input checked="" type="checkbox"/> No
	b If line 20a is "Yes," were required quarterly installments for the current year made in a timely manner?	<input type="checkbox"/> Yes <input type="checkbox"/> No
	c If line 20a is "Yes," see instructions and complete the following table as applicable:	
Liquidity shortfall as of end of quarter of this plan year		
(1) 1st	(2) 2nd	(3) 3rd
(4) 4th		

Part V Assumptions Used to Determine Funding Target and Target Normal Cost			
21 Discount rate:			
a Segment rates:	1st segment: 4.75 %	2nd segment: 4.87 %	<input type="checkbox"/> N/A, full yield curve used
b Applicable month (enter code)			21b 2
22 Weighted average retirement age			22 65
23 Mortality table(s) (see instructions)	<input checked="" type="checkbox"/> Prescribed - combined	<input type="checkbox"/> Prescribed - separate	<input type="checkbox"/> Substitute

Part VI Miscellaneous Items			
24 Has a change been made in the non-prescribed actuarial assumptions for the current plan year? If "Yes," see instructions regarding required attachment..... <input type="checkbox"/> Yes <input checked="" type="checkbox"/> No			
25 Has a method change been made for the current plan year? If "Yes," see instructions regarding required attachment..... <input type="checkbox"/> Yes <input checked="" type="checkbox"/> No			
26 Demographic and benefit information			
a Is the plan required to provide a Schedule of Active Participants? If "Yes," see instructions regarding required attachment.....			<input checked="" type="checkbox"/> Yes <input type="checkbox"/> No
b Is the plan required to provide a projection of expected benefit payments? If "Yes," see instructions regarding required attachment ...			<input type="checkbox"/> Yes <input checked="" type="checkbox"/> No
27 If the plan is subject to alternative funding rules, enter applicable code and see instructions regarding attachment.....			27

Part VII Reconciliation of Unpaid Minimum Required Contributions For Prior Years			
28 Unpaid minimum required contributions for all prior years			28 0
29 Discounted employer contributions allocated toward unpaid minimum required contributions from prior years (line 19a).....			29 0
30 Remaining amount of unpaid minimum required contributions (line 28 minus line 29).....			30 0

Part VIII Minimum Required Contribution For Current Year			
31 Target normal cost and excess assets (see instructions):			
a Target normal cost (line 6c)			31a 296519
b Excess assets, if applicable, but not greater than line 31a			31b 296519
32 Amortization installments:	Outstanding Balance	Installment	
a Net shortfall amortization installment	0	0	
b Waiver amortization installment.....	0	0	
33 If a waiver has been approved for this plan year, enter the date of the ruling letter granting the approval (Month _____ Day _____ Year _____) and the waived amount			33
34 Total funding requirement before reflecting carryover/prefunding balances (lines 31a - 31b + 32a + 32b - 33).....			34 0
	Carryover balance	Prefunding balance	Total balance
35 Balances elected for use to offset funding requirement	0	0	0
36 Additional cash requirement (line 34 minus line 35)			36 0
37 Contributions allocated toward minimum required contribution for current year adjusted to valuation date (line 19c)			37 0
38 Present value of excess contributions for current year (see instructions)			
a Total (excess, if any, of line 37 over line 36)			38a 0
b Portion included in line 38a attributable to use of prefunding and funding standard carryover balances.....			38b 0
39 Unpaid minimum required contribution for current year (excess, if any, of line 36 over line 37)			39 0
40 Unpaid minimum required contributions for all years			40 0

Part IX Pension Funding Relief Under the American Rescue Plan Act of 2021 (See Instructions)			
41 If an election was made to use the extended amortization rule for a plan year beginning on or before December 31, 2021, check the box to indicate the first plan year for which the rule applies. <input type="checkbox"/> 2019 <input type="checkbox"/> 2020 <input type="checkbox"/> 2021			

SCHEDULE I (Form 5500) <small>Department of the Treasury Internal Revenue Service</small> <small>Department of Labor Employee Benefits Security Administration</small> <small>Pension Benefit Guaranty Corporation</small>	Financial Information—Small Plan This schedule is required to be filed under section 104 of the Employee Retirement Income Security Act of 1974 (ERISA), and section 6058(a) of the Internal Revenue Code (the Code). ▶ File as an attachment to Form 5500.	<small>OMB No. 1210-0110</small> 2024 This Form is Open to Public Inspection
--	---	--

For calendar plan year 2024 or fiscal plan year beginning **01/01/2024** and ending **12/31/2024**

A Name of plan RWK TOOL, INC. CASH BALANCE PENSION PLAN	B Three-digit plan number (PN) ▶ 002
C Plan sponsor's name as shown on line 2a of Form 5500 RWK TOOL, INC.	D Employer Identification Number (EIN) 06-1340019

Complete Schedule I if the plan covered fewer than 100 participants as of the beginning of the plan year. You may also complete Schedule I if you are filing as a small plan under the 80-120 participant rule (see instructions). Complete Schedule H if reporting as a large plan or DFE.

Part I Small Plan Financial Information

Report below the current value of assets and liabilities, income, expenses, transfers and changes in net assets during the plan year. Combine the value of plan assets held in more than one trust. Do not enter the value of the portion of an insurance contract that guarantees during this plan year to pay a specific dollar benefit at a future date. Include all income and expenses of the plan including any trust(s) or separately maintained fund(s) and any payments/receipts to/from insurance carriers. **Round off amounts to the nearest dollar.**

		(a) Beginning of Year	(b) End of Year
1 Plan Assets and Liabilities:			
a Total plan assets	1a	4230393	1727914
b Total plan liabilities	1b		
c Net plan assets (subtract line 1b from line 1a)	1c	4230393	1727914
2 Income, Expenses, and Transfers for this Plan Year:		(a) Amount	(b) Total
a Contributions received or receivable:			
(1) Employers	2a(1)		
(2) Participants	2a(2)		
(3) Others (including rollovers)	2a(3)		
b Noncash contributions	2b		
c Other income	2c	337470	
d Total income (add lines 2a(1), 2a(2), 2a(3), 2b, and 2c)	2d		337470
e Benefits paid (including direct rollovers)	2e	2800443	
f Corrective distributions (see instructions)	2f		
g Certain deemed distributions of participant loans (see instructions)	2g		
h Administrative service providers (salaries, fees, and commissions)	2h	33608	
i Other expenses	2i	5898	
j Total expenses (add lines 2e, 2f, 2g, 2h, and 2i)	2j		2839949
k Net income (loss) (subtract line 2j from line 2d)	2k		-2502479
l Transfers to (from) the plan (see instructions)	2l		

3 Specific Assets: If the plan held assets at any time during the plan year in any of the following categories, check "Yes" and enter the current value of any assets remaining in the plan as of the end of the plan year. Allocate the value of the plan's interest in a commingled trust containing the assets of more than one plan on a line-by-line basis unless the trust meets one of the specific exceptions described in the instructions.

		Yes	No	Amount
a Partnership/joint venture interests	3a		X	
b Employer real property	3b		X	
c Real estate (other than employer real property)	3c		X	
d Employer securities	3d		X	
e Participant loans	3e		X	
f Loans (other than to participants)	3f		X	
g Tangible personal property	3g		X	

Part II	Compliance Questions
----------------	-----------------------------

		Yes	No	Amount
4 During the plan year:				
a Was there a failure to transmit to the plan any participant contributions within the time period described in 29 CFR 2510.3-102? Continue to answer "Yes" for any prior year failures until fully corrected. (See instructions and DOL's Voluntary Fiduciary Correction Program.)	4a		X	
b Were any loans by the plan or fixed income obligations due the plan in default as of the close of plan year or classified during the year as uncollectible? Disregard participant loans secured by the participant's account balance.	4b		X	
c Were any leases to which the plan was a party in default or classified during the year as uncollectible?	4c		X	
d Were there any nonexempt transactions with any party-in-interest? (Do not include transactions reported on line 4a.)	4d		X	
e Was the plan covered by a fidelity bond?	4e	X		423040
f Did the plan have a loss, whether or not reimbursed by the plan's fidelity bond, that was caused by fraud or dishonesty?	4f		X	
g Did the plan hold any assets whose current value was neither readily determinable on an established market nor set by an independent third party appraiser?	4g		X	
h Did the plan receive any noncash contributions whose value was neither readily determinable on an established market nor set by an independent third party appraiser?	4h		X	
i Did the plan at any time hold 20% or more of its assets in any single security, debt, mortgage, parcel of real estate, or partnership/joint venture interest?	4i		X	
j Were all the plan assets either distributed to participants or beneficiaries, transferred to another plan, or brought under the control of the PBGC?	4j		X	
k Are you claiming a waiver of the annual examination and report of an independent qualified public accountant (IQPA) under 29 CFR 2520.104-46? If "No," attach an IQPA's report or 2520.104-50 statement. (See instructions on waiver eligibility and conditions.)	4k	X		
l Has the plan failed to provide any benefit when due under the plan?	4l		X	
m If this is an individual account plan, was there a blackout period? (See instructions and 29 CFR 2520.101-3.)	4m			
n If 4m was answered "Yes," check the "Yes" box if you either provided the required notice or one of the exceptions to providing the notice applied under 29 CFR 2520.101-3	4n			

5a Has a resolution to terminate the plan been adopted during the plan year or any prior plan year?..... Yes No
 If "Yes," enter the amount of any plan assets that reverted to the employer this year _____.

5b If, during this plan year, any assets or liabilities were transferred from this plan to another plan(s), identify the plan(s) to which assets or liabilities were transferred. (See instructions.)

5b(1) Name of plan(s)	5b(2) EIN(s)	5b(3) PN(s)

5c Was the plan a defined benefit plan covered under the PBGC insurance program at any time during this plan year? (See ERISA section 4021 and instructions.) Yes No Not determined
 If "Yes" is checked, enter the My PAA confirmation number from the PBGC premium filing for this plan year 532777.

SCHEDULE R (Form 5500) <small>Department of the Treasury Internal Revenue Service</small> <small>Department of Labor Employee Benefits Security Administration</small> <small>Pension Benefit Guaranty Corporation</small>	Retirement Plan Information This schedule is required to be filed under sections 104 and 4065 of the Employee Retirement Income Security Act of 1974 (ERISA) and section 6058(a) of the Internal Revenue Code (the Code). ▶ File as an attachment to Form 5500.	<small>OMB No. 1210-0110</small> 2024 This Form is Open to Public Inspection.
--	---	---

For calendar plan year 2024 or fiscal plan year beginning 01/01/2024 and ending 12/31/2024

A Name of plan <u>RWK TOOL, INC. CASH BALANCE PENSION PLAN</u>	B Three-digit plan number (PN) ▶	<u>002</u>
C Plan sponsor's name as shown on line 2a of Form 5500 <u>RWK TOOL, INC.</u>	D Employer Identification Number (EIN) <u>06-1340019</u>	

Part I	Distributions
---------------	----------------------

All references to distributions relate only to payments of benefits during the plan year.

1 Total value of distributions paid in property other than in cash or the forms of property specified in the instructions.....	1	0
---	---	---

2 Enter the EIN(s) of payor(s) who paid benefits on behalf of the plan to participants or beneficiaries during the year (if more than two, enter EINs of the two payors who paid the greatest dollar amounts of benefits):
 EIN(s): 33-6134835

Profit-sharing plans, ESOPs, and stock bonus plans, skip line 3.

3 Number of participants (living or deceased) whose benefits were distributed in a single sum, during the plan year	3	1
--	---	---

Part II	Funding Information (If the plan is not subject to the minimum funding requirements of section 412 of the Internal Revenue Code or ERISA section 302, skip this Part.)
----------------	---

4 Is the plan administrator making an election under Code section 412(d)(2) or ERISA section 302(d)(2)? Yes No N/A
If the plan is a defined benefit plan, go to line 8.

5 If a waiver of the minimum funding standard for a prior year is being amortized in this plan year, see instructions and enter the date of the ruling letter granting the waiver. **Date:** Month _____ Day _____ Year _____
If you completed line 5, complete lines 3, 9, and 10 of Schedule MB and do not complete the remainder of this schedule.

6 a Enter the minimum required contribution for this plan year (include any prior year accumulated funding deficiency not waived)	6a	
b Enter the amount contributed by the employer to the plan for this plan year	6b	
c Subtract the amount in line 6b from the amount in line 6a. Enter the result (enter a minus sign to the left of a negative amount).....	6c	

If you completed line 6c, skip lines 8 and 9.

7 Will the minimum funding amount reported on line 6c be met by the funding deadline? Yes No N/A

8 If a change in actuarial cost method was made for this plan year pursuant to a revenue procedure or other authority providing automatic approval for the change or a class ruling letter, does the plan sponsor or plan administrator agree with the change? Yes No N/A

Part III	Amendments
-----------------	-------------------

9 If this is a defined benefit pension plan, were any amendments adopted during this plan year that increased or decreased the value of benefits? If yes, check the appropriate box. If no, check the "No" box..... Increase Decrease Both No

Part IV	ESOPs (see instructions). If this is not a plan described under section 409(a) or 4975(e)(7) of the Internal Revenue Code, skip this Part.
----------------	---

10 Were unallocated employer securities or proceeds from the sale of unallocated securities used to repay any exempt loan? Yes No

11 a Does the ESOP hold any preferred stock? Yes No

b If the ESOP has an outstanding exempt loan with the employer as lender, is such loan part of a "back-to-back" loan? (See instructions for definition of "back-to-back" loan.) Yes No

12 Does the ESOP hold any stock that is not readily tradable on an established securities market? Yes No

Part V Additional Information for Multiemployer Defined Benefit Pension Plans

13 Enter the following information for each employer that (1) contributed more than 5% of total contributions to the plan during the plan year or (2) was one of the top-ten highest contributors (measured in dollars). See instructions. Complete as many entries as needed to report all applicable employers.

a Name of contributing employer _____

b EIN _____ **c** Dollar amount contributed by employer _____

d Date collective bargaining agreement expires (If employer contributes under more than one collective bargaining agreement, check box and see instructions regarding required attachment. Otherwise, enter the applicable date.) Month _____ Day _____ Year _____

e Contribution rate information (If more than one rate applies, check this box and see instructions regarding required attachment. Otherwise, complete lines 13e(1) and 13e(2).)

(1) Contribution rate (in dollars and cents) _____

(2) Base unit measure: Hourly Weekly Unit of production Other (specify): _____

a Name of contributing employer _____

b EIN _____ **c** Dollar amount contributed by employer _____

d Date collective bargaining agreement expires (If employer contributes under more than one collective bargaining agreement, check box and see instructions regarding required attachment. Otherwise, enter the applicable date.) Month _____ Day _____ Year _____

e Contribution rate information (If more than one rate applies, check this box and see instructions regarding required attachment. Otherwise, complete lines 13e(1) and 13e(2).)

(1) Contribution rate (in dollars and cents) _____

(2) Base unit measure: Hourly Weekly Unit of production Other (specify): _____

a Name of contributing employer _____

b EIN _____ **c** Dollar amount contributed by employer _____

d Date collective bargaining agreement expires (If employer contributes under more than one collective bargaining agreement, check box and see instructions regarding required attachment. Otherwise, enter the applicable date.) Month _____ Day _____ Year _____

e Contribution rate information (If more than one rate applies, check this box and see instructions regarding required attachment. Otherwise, complete lines 13e(1) and 13e(2).)

(1) Contribution rate (in dollars and cents) _____

(2) Base unit measure: Hourly Weekly Unit of production Other (specify): _____

a Name of contributing employer _____

b EIN _____ **c** Dollar amount contributed by employer _____

d Date collective bargaining agreement expires (If employer contributes under more than one collective bargaining agreement, check box and see instructions regarding required attachment. Otherwise, enter the applicable date.) Month _____ Day _____ Year _____

e Contribution rate information (If more than one rate applies, check this box and see instructions regarding required attachment. Otherwise, complete lines 13e(1) and 13e(2).)

(1) Contribution rate (in dollars and cents) _____

(2) Base unit measure: Hourly Weekly Unit of production Other (specify): _____

a Name of contributing employer _____

b EIN _____ **c** Dollar amount contributed by employer _____

d Date collective bargaining agreement expires (If employer contributes under more than one collective bargaining agreement, check box and see instructions regarding required attachment. Otherwise, enter the applicable date.) Month _____ Day _____ Year _____

e Contribution rate information (If more than one rate applies, check this box and see instructions regarding required attachment. Otherwise, complete lines 13e(1) and 13e(2).)

(1) Contribution rate (in dollars and cents) _____

(2) Base unit measure: Hourly Weekly Unit of production Other (specify): _____

a Name of contributing employer _____

b EIN _____ **c** Dollar amount contributed by employer _____

d Date collective bargaining agreement expires (If employer contributes under more than one collective bargaining agreement, check box and see instructions regarding required attachment. Otherwise, enter the applicable date.) Month _____ Day _____ Year _____

e Contribution rate information (If more than one rate applies, check this box and see instructions regarding required attachment. Otherwise, complete lines 13e(1) and 13e(2).)

(1) Contribution rate (in dollars and cents) _____

(2) Base unit measure: Hourly Weekly Unit of production Other (specify): _____

14 Enter the number of deferred vested and retired participants (inactive participants), as of the beginning of the plan year, whose contributing employer is no longer making contributions to the plan for:

a The current plan year. Check the box to indicate the counting method used to determine the number of inactive participants: <input type="checkbox"/> last contributing employer <input type="checkbox"/> alternative <input type="checkbox"/> reasonable approximation (see instructions for required attachment).....	14a	
b The plan year immediately preceding the current plan year. <input type="checkbox"/> Check the box if the number reported is a change from what was previously reported (see instructions for required attachment).....	14b	
c The second preceding plan year. <input type="checkbox"/> Check the box if the number reported is a change from what was previously reported (see instructions for required attachment).....	14c	

15 Enter the ratio of the number of participants under the plan on whose behalf no employer had an obligation to make an employer contribution during the current plan year to:

a The corresponding number for the plan year immediately preceding the current plan year	15a	
b The corresponding number for the second preceding plan year	15b	

16 Information with respect to any employers who withdrew from the plan during the preceding plan year:

a Enter the number of employers who withdrew during the preceding plan year	16a	
b If line 16a is greater than 0, enter the aggregate amount of withdrawal liability assessed or estimated to be assessed against such withdrawn employers.....	16b	

17 If assets and liabilities from another plan have been transferred to or merged with this plan during the plan year, check box and see instructions regarding supplemental information to be included as an attachment

Part VI Additional Information for Single-Employer and Multiemployer Defined Benefit Pension Plans

18 If any liabilities to participants or their beneficiaries under the plan as of the end of the plan year consist (in whole or in part) of liabilities to such participants and beneficiaries under two or more pension plans as of immediately before such plan year, check box and see instructions regarding supplemental information to be included as an attachment

19 If the total number of participants is 1,000 or more, complete lines (a) and (b):

a Enter the percentage of plan assets held as:
 Public Equity: _____% Private Equity: _____% Investment-Grade Debt and Interest Rate Hedging Assets: _____%
 High-Yield Debt: _____% Real Assets: _____% Cash or Cash Equivalents: _____% Other: _____%

b Provide the average duration of the Investment-Grade Debt and Interest Rate Hedging Assets:
 0-5 years 5-10 years 10-15 years 15 years or more

20 PBGC missed contribution reporting requirements. If this is a multiemployer plan or a single-employer plan that is not covered by PBGC, skip line 20.

a Is the amount of unpaid minimum required contributions for all years from Schedule SB (Form 5500) line 40 greater than zero? Yes No

b If line 20a is "Yes," has PBGC been notified as required by ERISA sections 4043(c)(5) and/or 303(k)(4)? Check the applicable box:
 Yes.
 No. Reporting was waived under 29 CFR 4043.25(c)(2) because contributions equal to or exceeding the unpaid minimum required contribution were made by the 30th day after the due date.
 No. The 30-day period referenced in 29 CFR 4043.25(c)(2) has not yet ended, and the sponsor intends to make a contribution equal to or exceeding the unpaid minimum required contribution by the 30th day after the due date.
 No. Other. Provide explanation: _____

Part VII IRS Compliance Questions

21a Does the plan satisfy the coverage and nondiscrimination tests of Code sections 410(b) and 401(a)(4) by combining this plan with any other plans under the permissive aggregation rules? Yes No

21b If this is a Code section 401(k) plan, check all boxes that apply to indicate how the plan is intended to satisfy the nondiscrimination requirements for employee deferrals and employer matching contributions (as applicable) under Code sections 401(k)(3) and 401(m)(2).
 Design-based safe harbor method
 "Prior year" ADP test
 "Current year" ADP test
 N/A

22 If the plan sponsor is an adopter of a pre-approved plan that received a favorable IRS Opinion Letter, enter the date of the Opinion Letter 02 / 28 / 2023 (MM/DD/YYYY) and the Opinion Letter serial number Q705199A.

RWK TOOL, INC.
CASH BALANCE PENSION PLAN
EIN 06-1340019 Plan Number 002

Schedule SB, Part V -- Statement of Actuarial Assumptions/Methods

Valuation Date First day of the plan year.
Current valuation date is January 1, 2024.

Actuarial Method Unit credit.

Actuarial Assumptions

- Interest Rates per annum, compounded annually
(use the rate for each participant based upon the date of payment being valued)

	95% of 25-Year averages <u>(minimum funding)</u>	24-month averages <u>(maximum)</u>	Spot rates <u>(PBGC)</u>
-- First 5 Years after valuation date	4.75%	4.02%	5.01%
Next 15 Years	4.87%	4.73%	5.13%
More than 20 years after val date	5.59%	4.75%	5.15%

First column, based on 25-year averages, is used to determine AFTAP and minimum contributions.
Second column, based on 24-month averages, is used to determine maximum deductible contributions.
Third column, based on spot interest rates, is used to determine PBGC standard target liabilities.

The interest rates above are from the set of interest rates prescribed in the Pension Protection Act of 2006, and the American Rescue Plan Act of 2021.

- Interest Crediting Rate (for account earnings) 4% per annum compounded annually, for all future years. The prior November 30-year treasury rate (but not less than 4%) is used for the current plan year.
- Actuarial Equivalent (for converting balances to annuities) 4.66% interest and 1994 Group Annuity Reserving table projected to 2002 are used to convert balances to annuities.

- Experience - Active Employees
 - Retirement Normal Retirement Age.
 - Death None.
 - Other Separation None.
 - Earnings Progression None.
Compensation is based on expected Pay for the current year.
- Retired Mortality
 - Conversion to Annuities 1994 Group Annuity Reserving table projected to 2002.
 - Funding RP-2014 combined Mortality tables for males and females,
projected to 2024.

The mortality rates for Funding are from the mortality tables prescribed in federal regulations and notices, as authorized by the Pension Protection Act of 2006.
- Form of Payment Lump Sum.
- Expense Loading None.
- Asset Valuation Basis Market Value, including discounted contributions receivable.

Plan Sponsor Elections

1. Funding interest rate is based on 2nd look-back months and no phase-in.

<p>Form 5500</p> <p>Department of the Treasury Internal Revenue Service</p> <hr/> <p>Department of Labor Employee Benefits Security Administration</p> <hr/> <p>Pension Benefit Guaranty Corporation</p>	<p>Annual Return/Report of Employee Benefit Plan</p> <p>This form is required to be filed for employee benefit plans under sections 104 and 4065 of the Employee Retirement Income Security Act of 1974 (ERISA) and sections 6057(b) and 6058(a) of the Internal Revenue Code (the Code).</p> <p>▶ Complete all entries in accordance with the instructions to the Form 5500.</p>	<p>OMB Nos. 1210-0110 1210-0089</p> <hr/> <p style="font-size: 24pt; font-weight: bold;">2024</p> <hr/> <p>This Form is Open to Public Inspection</p>
---	---	--

Part I Annual Report Identification Information
 For calendar plan year 2024 or fiscal plan year beginning 01/01/2024 and ending 12/31/2024

A This return/report is for: a multiemployer plan a multiple-employer plan (Filers checking this box must provide participating employer information in accordance with the form instructions.)

a single-employer plan a DFE (specify) _____

B This return/report is: the first return/report the final return/report

an amended return/report a short plan year return/report (less than 12 months)

C If the plan is a collectively-bargained plan, check here.

D Check box if filing under: Form 5558 automatic extension the DFVC program

special extension (enter description)



E If this is a retroactively adopted plan permitted by SECURE Act section 201, check here.

Part II Basic Plan Information—enter all requested information

<p>1a Name of plan RWK TOOL, INC. CASH BALANCE PENSION PLAN</p>	<p>1b Three-digit plan number (PN) ▶ 002</p>
<p>2a Plan sponsor's name (employer, if for a single-employer plan) Mailing address (include room, apt., suite no. and street, or P.O. Box) City or town, state or province, country, and ZIP or foreign postal code (if foreign, see instructions) RWK TOOL, INC. 200 CORPORATE ROW CROMWELL CT 06416</p>	<p>1c Effective date of plan 01/01/2008</p> <p>2b Employer Identification Number (EIN) 06-1340019</p> <p>2c Plan Sponsor's telephone number 860-635-0116</p> <p>2d Business code (see instructions) 333900</p>

Caution: A penalty for the late or incomplete filing of this return/report will be assessed unless reasonable cause is established.

Under penalties of perjury and other penalties set forth in the instructions, I declare that I have examined this return/report, including accompanying schedules, statements and attachments, as well as the electronic version of this return/report, and to the best of my knowledge and belief, it is true, correct, and complete.

SIGN HERE		8/13/25	WILLIAM BUGGIE
	Signature of plan administrator	Date	Enter name of individual signing as plan administrator
SIGN HERE		8/13/25	WILLIAM BUGGIE
	Signature of employer/plan sponsor	Date	Enter name of individual signing as employer or plan sponsor
SIGN HERE			
	Signature of DFE	Date	Enter name of individual signing as DFE

3a Plan administrator's name and address <input checked="" type="checkbox"/> Same as Plan Sponsor	3b Administrator's EIN	
	3c Administrator's telephone number	
4 If the name and/or EIN of the plan sponsor or the plan name has changed since the last return/report filed for this plan, enter the plan sponsor's name, EIN, the plan name and the plan number from the last return/report: a Sponsor's name c Plan Name	4b EIN	
	4d PN	
5 Total number of participants at the beginning of the plan year	5	31
6 Number of participants as of the end of the plan year unless otherwise stated (welfare plans complete only lines 6a(1) , 6a(2) , 6b , 6c , and 6d). a(1) Total number of active participants at the beginning of the plan year a(2) Total number of active participants at the end of the plan year b Retired or separated participants receiving benefits c Other retired or separated participants entitled to future benefits d Subtotal. Add lines 6a(2) , 6b , and 6c e Deceased participants whose beneficiaries are receiving or are entitled to receive benefits f Total. Add lines 6d and 6e g(1) Number of participants with account balances as of the beginning of the plan year (only defined contribution plans complete this item) g(2) Number of participants with account balances as of the end of the plan year (only defined contribution plans complete this item) h Number of participants who terminated employment during the plan year with accrued benefits that were less than 100% vested.....	6a(1)	25
	6a(2)	22
	6b	1
	6c	6
	6d	29
	6e	1
	6f	30
	6g(1)	
6g(2)		
6h		0
7 Enter the total number of employers obligated to contribute to the plan (only multiemployer plans complete this item).....	7	

8a If the plan provides pension benefits, enter the applicable pension feature codes from the List of Plan Characteristics Codes in the instructions:
1A 1C 3D 3H

b If the plan provides welfare benefits, enter the applicable welfare feature codes from the List of Plan Characteristics Codes in the instructions:

9a Plan funding arrangement (check all that apply)	9b Plan benefit arrangement (check all that apply)
(1) <input type="checkbox"/> Insurance	(1) <input type="checkbox"/> Insurance
(2) <input type="checkbox"/> Code section 412(e)(3) insurance contracts	(2) <input type="checkbox"/> Code section 412(e)(3) insurance contracts
(3) <input checked="" type="checkbox"/> Trust	(3) <input checked="" type="checkbox"/> Trust
(4) <input type="checkbox"/> General assets of the sponsor	(4) <input type="checkbox"/> General assets of the sponsor

10 Check all applicable boxes in 10a and 10b to indicate which schedules are attached, and, where indicated, enter the number attached. (See instructions)

- a Pension Schedules**
- (1) **R** (Retirement Plan Information)
 - (2) **MB** (Multiemployer Defined Benefit Plan and Certain Money Purchase Plan Actuarial Information) - signed by the plan actuary
 - (3) **SB** (Single-Employer Defined Benefit Plan Actuarial Information) - signed by the plan actuary
 - (4) **DCG** (Individual Plan Information) – Number Attached _____
 - (5) **MEP** (Multiple-Employer Retirement Plan Information)

- b General Schedules**
- (1) **H** (Financial Information)
 - (2) **I** (Financial Information – Small Plan)
 - (3) **A** (Insurance Information) – Number Attached _____
 - (4) **C** (Service Provider Information)
 - (5) **D** (DFE/Participating Plan Information)
 - (6) **G** (Financial Transaction Schedules)

SCHEDULE SB (Form 5500) <small>Department of the Treasury Internal Revenue Service</small> <small>Department of Labor Employee Benefits Security Administration</small> <small>Pension Benefit Guaranty Corporation</small>	Single-Employer Defined Benefit Plan Actuarial Information This schedule is required to be filed under section 104 of the Employee Retirement Income Security Act of 1974 (ERISA) and section 6059 of the Internal Revenue Code (the Code). ▶ File as an attachment to Form 5500 or 5500-SF.	<small>OMB No. 1210-0110</small> 2024 This Form is Open to Public Inspection
---	--	--

For calendar plan year 2024 or fiscal plan year beginning 01/01/2024 and ending 12/31/2024

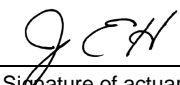
▶ **Round off amounts to nearest dollar.**
 ▶ **Caution:** A penalty of \$1,000 will be assessed for late filing of this report unless reasonable cause is established.

A Name of plan RWK TOOL, INC. CASH BALANCE PENSION PLAN	B Three-digit plan number (PN) ▶	002
C Plan sponsor's name as shown on line 2a of Form 5500 or 5500-SF RWK TOOL, INC.	D Employer Identification Number (EIN) 06-1340019	
E Type of plan: <input checked="" type="checkbox"/> Single <input type="checkbox"/> Multiple-A <input type="checkbox"/> Multiple-B	F Prior year plan size: <input checked="" type="checkbox"/> 100 or fewer <input type="checkbox"/> 101-500 <input type="checkbox"/> More than 500	

Part I Basic Information

1	Enter the valuation date: Month <u>01</u> Day <u>01</u> Year <u>2024</u>		
2	Assets:		
	a Market value	2a	4,230,393
	b Actuarial value	2b	4,230,393
3	Funding target/participant count breakdown	(1) Number of participants	(2) Vested Funding Target
	a For retired participants and beneficiaries receiving payment	1	31,692
	b For terminated vested participants	5	43,818
	c For active participants	25	3,284,026
	d Total	31	3,359,536
4	If the plan is in at-risk status, check the box and complete lines (a) and (b)		
	a Funding target disregarding prescribed at-risk assumptions	4a	
	b Funding target reflecting at-risk assumptions, but disregarding transition rule for plans that have been in at-risk status for fewer than five consecutive years and disregarding loading factor	4b	
5	Effective interest rate	5	5.04%
6	Target normal cost		
	a Present value of current plan year accruals	6a	296,519
	b Expected plan-related expenses	6b	0
	c Target normal cost	6c	296,519

Statement by Enrolled Actuary
 To the best of my knowledge, the information supplied in this schedule and accompanying schedules, statements and attachments, if any, is complete and accurate. Each prescribed assumption was applied in accordance with applicable law and regulations. In my opinion, each other assumption is reasonable (taking into account the experience of the plan and reasonable expectations) and such other assumptions, in combination, offer my best estimate of anticipated experience under the plan.

SIGN HERE	 Signature of actuary	August 14, 2025 Date
	Julie Hupperts, FSA, EA Type or print name of actuary	2306632 Most recent enrollment number
	Kravitz, LLC Firm name	818-995-6100 Telephone number (including area code)
	c/o FuturePlan P.O. Box 219073 Kansas City MO 64121 Address of the firm	

If the actuary has not fully reflected any regulation or ruling promulgated under the statute in completing this schedule, check the box and see instructions

Part V Assumptions Used to Determine Funding Target and Target Normal Cost				
21 Discount rate:				
a Segment rates:	1st segment: 4.75%	2nd segment: 4.87%	3rd segment: 5.59%	<input type="checkbox"/> N/A, full yield curve used
b Applicable month (enter code).....				21b 2
22 Weighted average retirement age				22 65
23 Mortality table(s) (see instructions)	<input checked="" type="checkbox"/> Prescribed - combined <input type="checkbox"/> Prescribed - separate <input type="checkbox"/> Substitute			

Part VI Miscellaneous Items				
24 Has a change been made in the non-prescribed actuarial assumptions for the current plan year? If "Yes," see instructions regarding required attachment..... <input type="checkbox"/> Yes <input checked="" type="checkbox"/> No				
25 Has a method change been made for the current plan year? If "Yes," see instructions regarding required attachment. <input type="checkbox"/> Yes <input checked="" type="checkbox"/> No				
26 Demographic and benefit information				
a Is the plan required to provide a Schedule of Active Participants? If "Yes," see instructions regarding required attachment. <input checked="" type="checkbox"/> Yes <input type="checkbox"/> No				
b Is the plan required to provide a projection of expected benefit payments? If "Yes," see instructions regarding required attachment ... <input type="checkbox"/> Yes <input checked="" type="checkbox"/> No				
27 If the plan is subject to alternative funding rules, enter applicable code and see instructions regarding attachment.....				27

Part VII Reconciliation of Unpaid Minimum Required Contributions For Prior Years				
28 Unpaid minimum required contributions for all prior years				28 0
29 Discounted employer contributions allocated toward unpaid minimum required contributions from prior years (line 19a).....				29 0
30 Remaining amount of unpaid minimum required contributions (line 28 minus line 29)				30 0

Part VIII Minimum Required Contribution For Current Year				
31 Target normal cost and excess assets (see instructions):				
a Target normal cost (line 6c).....				31a 296,519
b Excess assets, if applicable, but not greater than line 31a				31b 296,519
32 Amortization installments:	Outstanding Balance		Installment	
a Net shortfall amortization installment	0		0	
b Waiver amortization installment	0		0	
33 If a waiver has been approved for this plan year, enter the date of the ruling letter granting the approval (Month _____ Day _____ Year _____) and the waived amount				33
34 Total funding requirement before reflecting carryover/prefunding balances (lines 31a - 31b + 32a + 32b - 33).....				34 0
	Carryover balance	Prefunding balance	Total balance	
35 Balances elected for use to offset funding requirement	0	0	0	
36 Additional cash requirement (line 34 minus line 35).....				36 0
37 Contributions allocated toward minimum required contribution for current year adjusted to valuation date (line 19c).....				37 0
38 Present value of excess contributions for current year (see instructions)				
a Total (excess, if any, of line 37 over line 36)				38a 0
b Portion included in line 38a attributable to use of prefunding and funding standard carryover balances				38b 0
39 Unpaid minimum required contribution for current year (excess, if any, of line 36 over line 37)				39 0
40 Unpaid minimum required contributions for all years				40 0

Part IX Pension Funding Relief Under the American Rescue Plan Act of 2021 (See Instructions)				
41 If an election was made to use the extended amortization rule for a plan year beginning on or before December 31, 2021, check the box to indicate the first plan year for which the rule applies. <input type="checkbox"/> 2019 <input type="checkbox"/> 2020 <input type="checkbox"/> 2021				

**RWK TOOL, INC.
CASH BALANCE PENSION PLAN
EIN 06-1340019 Plan Number 002**

Schedule SB, Line 22 - Description of Weighted Average Retirement Age.

The assumed average retirement age is 65.

Participants are assumed to retire at the plan's Normal Retirement Age,
or at the end of the current plan year if later.

**RWK TOOL, INC.
CASH BALANCE PENSION PLAN
EIN 06-1340019 Plan Number 002**

Schedule SB, Part V -- Summary of Plan Provisions

Effective Date	January 1, 2008 as amended through March 4, 2024.
Plan Status	RWK Tool Inc. Defined Benefit Pension Plan benefits were frozen as of January 1, 2012. RWK Tool Inc. Cash Balance Pension Plan formula is effective as of January 1, 2012.
Definitions	
- Plan Year	January 1 through December 31.
- Compensation	Total compensation paid during Plan Year.
- Years of Service	Service for eligibility, benefits and vesting based upon entire period of service. The 1000 hours of service method is used in measuring this service.
- Accrued Pension	Actuarial equivalent of the balance of the Participant's Cash Balance Account as of Valuation Date projected to his Normal Retirement Date.
- Actuarial Equivalence	Based on the 30-year Treasury interest rate for the second month preceding the first day of the plan year (not less than 4%) and mortality in accordance with the 1994 Group Annuity Reserving table projected to 2002.
- Actuarial Equivalence for the Frozen Accrued Benefits	Based on the Applicable Mortality Table and an interest rate of five percent.

- Cash Balance Account
Hypothetical account established for each participant. Each plan year, the account is credited with participant's Contribution Credit in accordance with the plan. Account accumulates guaranteed earnings based on 30-year Treasury securities interest rate for the second month preceding the first day of the plan year (not less than 4%).

- Contribution Credit
Contribution formula varies by participant.

For some participants, the contribution is the amount equivalent to providing an annual annuity of 0.50% of annual compensation, beginning at normal retirement age.

Contribution amounts this year range from 1.20% to 109.49% of expected compensation.

- Eligibility
Employees become eligible upon attainment of age 21 and completion of 1 year of service, and enter the plan on the January 1 or July 1 following completion of the eligibility requirements.

- Changes in Provisions
Robert Buggie, Lisa Buggie, Donna Buggie, Matthew Buggie and Kristofer Buggie are included starting 1/1/2023.

- Normal Retirement

 - Age
The later of age 65 and the fifth anniversary of the Participant's entry date.

 - Annual Pension
The participant's Accrued Benefit determined as of his Normal Retirement Date based on the actuarial equivalent value of the Cash Balance Account.

- Payment of Pensions Straight life annuity for single employees. Reduced Joint and 100% Survivor annuity for married employees. Optional forms of benefits include single sum and annuities.

Early Retirement Benefit Same as Severance Benefit.

Late Retirement Benefit Actuarial equivalent of the Cash Balance Account as of the participant's late retirement date.

Disability Benefit Actuarial equivalent value of accrued pension.

Severance Benefit Accrued Benefit times Vested Percentage. The Vested Percentage is based on Years of Service after 2007 as follows:

<u>Years of Service</u>	<u>Vested Percentage</u>
0 years	0%
1 years	0%
2 years	0%
3 years or more	100%

Death Benefit Before Retirement

- Active Participants Actuarial equivalent value of accrued pension.

- Former Participants 100% of the value of the vested deferred pension.

Top-Heavy Provisions

- Minimum Benefit For employees also participating in the RWK Tool, Inc. Profit Sharing Plan, contribution of 5% of total compensation to be provided under that plan.

- Minimum Vesting 100% after 3 years of service.

Voluntary Contributions Not Permitted.

Rollover Contributions

Not Permitted.

Loans to Participants

Not Permitted.