

<p><b>Form 5500</b></p> <p>Department of the Treasury Internal Revenue Service</p> <hr/> <p>Department of Labor Employee Benefits Security Administration</p> <hr/> <p>Pension Benefit Guaranty Corporation</p>	<p><b>Annual Return/Report of Employee Benefit Plan</b></p> <p>This form is required to be filed for employee benefit plans under sections 104 and 4065 of the Employee Retirement Income Security Act of 1974 (ERISA) and sections 6057(b) and 6058(a) of the Internal Revenue Code (the Code).</p> <p>▶ <b>Complete all entries in accordance with the instructions to the Form 5500.</b></p>	<p>OMB Nos. 1210-0110 1210-0089</p> <hr/> <p style="font-size: 24pt; font-weight: bold;">2024</p> <hr/> <p><b>This Form is Open to Public Inspection</b></p>
---	---	--

**Part I Annual Report Identification Information**  
 For calendar plan year 2024 or fiscal plan year beginning 01/01/2024 and ending 12/31/2024

**A** This return/report is for:  a multiemployer plan  a multiple-employer plan (Filers checking this box must provide participating employer information in accordance with the form instructions.)

a single-employer plan  a DFE (specify) \_\_\_\_\_

**B** This return/report is:  the first return/report  the final return/report

an amended return/report  a short plan year return/report (less than 12 months)

**C** If the plan is a collectively-bargained plan, check here. . . . . ▶

**D** Check box if filing under:  Form 5558  automatic extension  the DFVC program

special extension (enter description)

**E** If this is a retroactively adopted plan permitted by SECURE Act section 201, check here. . . . . ▶

**Part II Basic Plan Information—enter all requested information**

<p><b>1a</b> Name of plan <u>GENESYS RETIREMENT SAVINGS PLAN</u></p>	<p><b>1b</b> Three-digit plan number (PN) ▶ <u>001</u></p>
<p><b>2a</b> Plan sponsor's name (employer, if for a single-employer plan) Mailing address (include room, apt., suite no. and street, or P.O. Box) City or town, state or province, country, and ZIP or foreign postal code (if foreign, see instructions) <u>GENESYS CLOUD SERVICES, INC.</u></p> <p><u>1302 EL CAMINO REAL</u> <u>SUITE 300</u> <u>MENLO PARK, CA 94025</u></p>	<p><b>1c</b> Effective date of plan <u>01/01/1997</u></p> <p><b>2b</b> Employer Identification Number (EIN) <u>94-3120525</u></p> <p><b>2c</b> Plan Sponsor's telephone number <u>415-437-1100</u></p> <p><b>2d</b> Business code (see instructions) <u>541511</u></p>

**Caution: A penalty for the late or incomplete filing of this return/report will be assessed unless reasonable cause is established.**

Under penalties of perjury and other penalties set forth in the instructions, I declare that I have examined this return/report, including accompanying schedules, statements and attachments, as well as the electronic version of this return/report, and to the best of my knowledge and belief, it is true, correct, and complete.

<b>SIGN HERE</b>	Filed with authorized/valid electronic signature.	09/15/2025	EVA MAJERCSIK
	Signature of plan administrator	Date	Enter name of individual signing as plan administrator
<b>SIGN HERE</b>			
	Signature of employer/plan sponsor	Date	Enter name of individual signing as employer or plan sponsor
<b>SIGN HERE</b>			
	Signature of DFE	Date	Enter name of individual signing as DFE

<b>3a</b> Plan administrator's name and address <input checked="" type="checkbox"/> Same as Plan Sponsor	<b>3b</b> Administrator's EIN	
	<b>3c</b> Administrator's telephone number	
<b>4</b> If the name and/or EIN of the plan sponsor or the plan name has changed since the last return/report filed for this plan, enter the plan sponsor's name, EIN, the plan name and the plan number from the last return/report: <b>a</b> Sponsor's name <b>c</b> Plan Name	<b>4b</b> EIN	
	<b>4d</b> PN	
<b>5</b> Total number of participants at the beginning of the plan year	<b>5</b>	3963
<b>6</b> Number of participants as of the end of the plan year unless otherwise stated (welfare plans complete only lines <b>6a(1)</b> , <b>6a(2)</b> , <b>6b</b> , <b>6c</b> , and <b>6d</b> ). <b>a(1)</b> Total number of active participants at the beginning of the plan year ..... <b>a(2)</b> Total number of active participants at the end of the plan year ..... <b>b</b> Retired or separated participants receiving benefits..... <b>c</b> Other retired or separated participants entitled to future benefits ..... <b>d</b> Subtotal. Add lines <b>6a(2)</b> , <b>6b</b> , and <b>6c</b> ..... <b>e</b> Deceased participants whose beneficiaries are receiving or are entitled to receive benefits. .... <b>f</b> Total. Add lines <b>6d</b> and <b>6e</b> ..... <b>g(1)</b> Number of participants with account balances as of the beginning of the plan year (only defined contribution plans complete this item) ..... <b>g(2)</b> Number of participants with account balances as of the end of the plan year (only defined contribution plans complete this item) ..... <b>h</b> Number of participants who terminated employment during the plan year with accrued benefits that were less than 100% vested.....	<b>6a(1)</b>	2678
	<b>6a(2)</b>	2773
	<b>6b</b>	7
	<b>6c</b>	1174
	<b>6d</b>	3954
	<b>6e</b>	4
	<b>6f</b>	3958
	<b>6g(1)</b>	3652
	<b>6g(2)</b>	3628
<b>7</b> Enter the total number of employers obligated to contribute to the plan (only multiemployer plans complete this item) .....	<b>7</b>	

**8a** If the plan provides pension benefits, enter the applicable pension feature codes from the List of Plan Characteristics Codes in the instructions:  
2G 2J 2K 2T 3H 3D 2R 2F

**b** If the plan provides welfare benefits, enter the applicable welfare feature codes from the List of Plan Characteristics Codes in the instructions:

<b>9a</b> Plan funding arrangement (check all that apply)	<b>9b</b> Plan benefit arrangement (check all that apply)
(1) <input type="checkbox"/> Insurance	(1) <input type="checkbox"/> Insurance
(2) <input type="checkbox"/> Code section 412(e)(3) insurance contracts	(2) <input type="checkbox"/> Code section 412(e)(3) insurance contracts
(3) <input checked="" type="checkbox"/> Trust	(3) <input checked="" type="checkbox"/> Trust
(4) <input type="checkbox"/> General assets of the sponsor	(4) <input type="checkbox"/> General assets of the sponsor

**10** Check all applicable boxes in 10a and 10b to indicate which schedules are attached, and, where indicated, enter the number attached. (See instructions)

- a Pension Schedules**
- (1)  **R** (Retirement Plan Information)
  - (2)  **MB** (Multiemployer Defined Benefit Plan and Certain Money Purchase Plan Actuarial Information) - signed by the plan actuary
  - (3)  **SB** (Single-Employer Defined Benefit Plan Actuarial Information) - signed by the plan actuary
  - (4)  **DCG** (Individual Plan Information) – Number Attached \_\_\_\_\_
  - (5)  **MEP** (Multiple-Employer Retirement Plan Information)

- b General Schedules**
- (1)  **H** (Financial Information)
  - (2)  **I** (Financial Information – Small Plan)
  - (3)  **A** (Insurance Information) – Number Attached 0
  - (4)  **C** (Service Provider Information)
  - (5)  **D** (DFE/Participating Plan Information)
  - (6)  **G** (Financial Transaction Schedules)

---

**Part III Form M-1 Compliance Information (to be completed by welfare benefit plans)**

---

**11a** If the plan provides welfare benefits, was the plan subject to the Form M-1 filing requirements during the plan year? (See instructions and 29 CFR 2520.101-2.) .....  Yes  No

If "Yes" is checked, complete lines 11b and 11c.

---

**11b** Is the plan currently in compliance with the Form M-1 filing requirements? (See instructions and 29 CFR 2520.101-2.) .....  Yes  No

**11c** Enter the Receipt Confirmation Code for the 2024 Form M-1 annual report. If the plan was not required to file the 2024 Form M-1 annual report, enter the Receipt Confirmation Code for the most recent Form M-1 that was required to be filed under the Form M-1 filing requirements. (Failure to enter a valid Receipt Confirmation Code will subject the Form 5500 filing to rejection as incomplete.)

Receipt Confirmation Code \_\_\_\_\_

---

<b>SCHEDULE C</b> <b>(Form 5500)</b>  <small>Department of the Treasury Internal Revenue Service</small>  <small>Department of Labor Employee Benefits Security Administration</small>  <small>Pension Benefit Guaranty Corporation</small>	<b>Service Provider Information</b>  This schedule is required to be filed under section 104 of the Employee Retirement Income Security Act of 1974 (ERISA).  <b>▶ File as an attachment to Form 5500.</b>	<small>OMB No. 1210-0110</small>  <b>2024</b>  <b>This Form is Open to Public Inspection.</b>
--	--	---

For calendar plan year 2024 or fiscal plan year beginning **01/01/2024** and ending **12/31/2024**

<b>A</b> Name of plan <b>GENESYS RETIREMENT SAVINGS PLAN</b>	<b>B</b> Three-digit plan number (PN) ▶	<b>001</b>
<b>C</b> Plan sponsor's name as shown on line 2a of Form 5500 <b>GENESYS CLOUD SERVICES, INC.</b>	<b>D</b> Employer Identification Number (EIN) <b>94-3120525</b>	

**Part I Service Provider Information (see instructions)**

You must complete this Part, in accordance with the instructions, to report the information required for **each person** who received, directly or indirectly, \$5,000 or more in total compensation (i.e., money or anything else of monetary value) in connection with services rendered to the plan or the person's position with the plan during the plan year. If a person received **only** eligible indirect compensation for which the plan received the required disclosures, you are required to answer line 1 but are not required to include that person when completing the remainder of this Part.

**1 Information on Persons Receiving Only Eligible Indirect Compensation**

**a** Check "Yes" or "No" to indicate whether you are excluding a person from the remainder of this Part because they received only eligible indirect compensation for which the plan received the required disclosures (see instructions for definitions and conditions).....  Yes  No

**b** If you answered line 1a "Yes," enter the name and EIN or address of each person providing the required disclosures for the service providers who received only eligible indirect compensation. Complete as many entries as needed (see instructions).

**(b)** Enter name and EIN or address of person who provided you disclosures on eligible indirect compensation

**FIDELITY INVESTMENTS INSTITUTIONAL**

**04-2647786**

**(b)** Enter name and EIN or address of person who provided you disclosures on eligible indirect compensation

**(b)** Enter name and EIN or address of person who provided you disclosures on eligible indirect compensation

**(b)** Enter name and EIN or address of person who provided you disclosures on eligible indirect compensation

---

---

**(b)** Enter name and EIN or address of person who provided you disclosures on eligible indirect compensation

---

---

---

**(b)** Enter name and EIN or address of person who provided you disclosures on eligible indirect compensation

---

---

---

**(b)** Enter name and EIN or address of person who provided you disclosures on eligible indirect compensation

---

---

---

**(b)** Enter name and EIN or address of person who provided you disclosures on eligible indirect compensation

---

---

---

**(b)** Enter name and EIN or address of person who provided you disclosures on eligible indirect compensation

---

---

---

**(b)** Enter name and EIN or address of person who provided you disclosures on eligible indirect compensation

---

---

---

**(b)** Enter name and EIN or address of person who provided you disclosures on eligible indirect compensation

---

---

---

**(b)** Enter name and EIN or address of person who provided you disclosures on eligible indirect compensation

---

**2. Information on Other Service Providers Receiving Direct or Indirect Compensation.** Except for those persons for whom you answered "Yes" to line 1a above, complete as many entries as needed to list each person receiving, directly or indirectly, \$5,000 or more in total compensation (i.e., money or anything else of value) in connection with services rendered to the plan or their position with the plan during the plan year. (See instructions).

(a) Enter name and EIN or address (see instructions)

STRATEGIC ADVISORS, INC.

04-2654524

(b) Service Code(s)	(c) Relationship to employer, employee organization, or person known to be a party-in-interest	(d) Enter direct compensation paid by the plan. If none, enter -0-.	(e) Did service provider receive indirect compensation? (sources other than plan or plan sponsor)	(f) Did indirect compensation include eligible indirect compensation, for which the plan received the required disclosures?	(g) Enter total indirect compensation received by service provider excluding eligible indirect compensation for which you answered "Yes" to element (f). If none, enter -0-.	(h) Did the service provider give you a formula instead of an amount or estimated amount?
27	ADVISOR	242664	Yes <input type="checkbox"/> No <input checked="" type="checkbox"/>	Yes <input type="checkbox"/> No <input type="checkbox"/>		Yes <input type="checkbox"/> No <input type="checkbox"/>

(a) Enter name and EIN or address (see instructions)

MORGAN STANLEY DOMESTIC HOLDINGS,

20-8764829

(b) Service Code(s)	(c) Relationship to employer, employee organization, or person known to be a party-in-interest	(d) Enter direct compensation paid by the plan. If none, enter -0-.	(e) Did service provider receive indirect compensation? (sources other than plan or plan sponsor)	(f) Did indirect compensation include eligible indirect compensation, for which the plan received the required disclosures?	(g) Enter total indirect compensation received by service provider excluding eligible indirect compensation for which you answered "Yes" to element (f). If none, enter -0-.	(h) Did the service provider give you a formula instead of an amount or estimated amount?
27	INVESTMENT ADVISOR	105000	Yes <input type="checkbox"/> No <input checked="" type="checkbox"/>	Yes <input type="checkbox"/> No <input type="checkbox"/>		Yes <input type="checkbox"/> No <input type="checkbox"/>

(a) Enter name and EIN or address (see instructions)

FORVIS MAZARS, LLP

44-0160260

(b) Service Code(s)	(c) Relationship to employer, employee organization, or person known to be a party-in-interest	(d) Enter direct compensation paid by the plan. If none, enter -0-.	(e) Did service provider receive indirect compensation? (sources other than plan or plan sponsor)	(f) Did indirect compensation include eligible indirect compensation, for which the plan received the required disclosures?	(g) Enter total indirect compensation received by service provider excluding eligible indirect compensation for which you answered "Yes" to element (f). If none, enter -0-.	(h) Did the service provider give you a formula instead of an amount or estimated amount?
10	ACCOUNTANT/A UDITOR	20050	Yes <input type="checkbox"/> No <input checked="" type="checkbox"/>	Yes <input type="checkbox"/> No <input type="checkbox"/>		Yes <input type="checkbox"/> No <input type="checkbox"/>

**2. Information on Other Service Providers Receiving Direct or Indirect Compensation.** Except for those persons for whom you answered "Yes" to line 1a above, complete as many entries as needed to list each person receiving, directly or indirectly, \$5,000 or more in total compensation (i.e., money or anything else of value) in connection with services rendered to the plan or their position with the plan during the plan year. (See instructions).

(a) Enter name and EIN or address (see instructions)

FIDELITY INVESTMENTS INSTITUTIONAL

04-2647786

(b) Service Code(s)	(c) Relationship to employer, employee organization, or person known to be a party-in-interest	(d) Enter direct compensation paid by the plan. If none, enter -0-.	(e) Did service provider receive indirect compensation? (sources other than plan or plan sponsor)	(f) Did indirect compensation include eligible indirect compensation, for which the plan received the required disclosures?	(g) Enter total indirect compensation received by service provider excluding eligible indirect compensation for which you answered "Yes" to element (f). If none, enter -0-.	(h) Did the service provider give you a formula instead of an amount or estimated amount?
37 60 64 65 71	RECORDKEEPER	1517	Yes <input checked="" type="checkbox"/> No <input type="checkbox"/>	Yes <input checked="" type="checkbox"/> No <input type="checkbox"/>	0	Yes <input checked="" type="checkbox"/> No <input type="checkbox"/>

(a) Enter name and EIN or address (see instructions)

(b) Service Code(s)	(c) Relationship to employer, employee organization, or person known to be a party-in-interest	(d) Enter direct compensation paid by the plan. If none, enter -0-.	(e) Did service provider receive indirect compensation? (sources other than plan or plan sponsor)	(f) Did indirect compensation include eligible indirect compensation, for which the plan received the required disclosures?	(g) Enter total indirect compensation received by service provider excluding eligible indirect compensation for which you answered "Yes" to element (f). If none, enter -0-.	(h) Did the service provider give you a formula instead of an amount or estimated amount?
			Yes <input type="checkbox"/> No <input type="checkbox"/>	Yes <input type="checkbox"/> No <input type="checkbox"/>		Yes <input type="checkbox"/> No <input type="checkbox"/>

(a) Enter name and EIN or address (see instructions)

(b) Service Code(s)	(c) Relationship to employer, employee organization, or person known to be a party-in-interest	(d) Enter direct compensation paid by the plan. If none, enter -0-.	(e) Did service provider receive indirect compensation? (sources other than plan or plan sponsor)	(f) Did indirect compensation include eligible indirect compensation, for which the plan received the required disclosures?	(g) Enter total indirect compensation received by service provider excluding eligible indirect compensation for which you answered "Yes" to element (f). If none, enter -0-.	(h) Did the service provider give you a formula instead of an amount or estimated amount?
			Yes <input type="checkbox"/> No <input type="checkbox"/>	Yes <input type="checkbox"/> No <input type="checkbox"/>		Yes <input type="checkbox"/> No <input type="checkbox"/>

**Part I Service Provider Information (continued)**

3. If you reported on line 2 receipt of indirect compensation, other than eligible indirect compensation, by a service provider, and the service provider is a fiduciary or provides contract administrator, consulting, custodial, investment advisory, investment management, broker, or recordkeeping services, answer the following questions for (a) each source from whom the service provider received \$1,000 or more in indirect compensation and (b) each source for whom the service provider gave you a formula used to determine the indirect compensation instead of an amount or estimated amount of the indirect compensation. Complete as many entries as needed to report the required information for each source.

(a) Enter service provider name as it appears on line 2	(b) Service Codes (see instructions)	(c) Enter amount of indirect compensation
FIDELITY INVESTMENTS INSTITUTIONAL	60	0
(d) Enter name and EIN (address) of source of indirect compensation	(e) Describe the indirect compensation, including any formula used to determine the service provider's eligibility for or the amount of the indirect compensation.	
BWG HIGH YIELD A - FRANKLIN TEMPLE  94-3167260	0.50%	
(a) Enter service provider name as it appears on line 2	(b) Service Codes (see instructions)	(c) Enter amount of indirect compensation
FIDELITY INVESTMENTS INSTITUTIONAL	60	0
(d) Enter name and EIN (address) of source of indirect compensation	(e) Describe the indirect compensation, including any formula used to determine the service provider's eligibility for or the amount of the indirect compensation.	
C&S REAL ESTATE A - SS&C GIDS, INC      1345 AVENUE OF THE AMERICAS NEW YORK, NY 10105	0.45%	
(a) Enter service provider name as it appears on line 2	(b) Service Codes (see instructions)	(c) Enter amount of indirect compensation
FIDELITY INVESTMENTS INSTITUTIONAL	60	0
(d) Enter name and EIN (address) of source of indirect compensation	(e) Describe the indirect compensation, including any formula used to determine the service provider's eligibility for or the amount of the indirect compensation.	
COL DIVIDEND INC I - COLUMBIA MGT      430 W 7TH STREET STE 219104 KANSAS CITY, MO 64105	0.15%	

**Part I Service Provider Information (continued)**

3. If you reported on line 2 receipt of indirect compensation, other than eligible indirect compensation, by a service provider, and the service provider is a fiduciary or provides contract administrator, consulting, custodial, investment advisory, investment management, broker, or recordkeeping services, answer the following questions for (a) each source from whom the service provider received \$1,000 or more in indirect compensation and (b) each source for whom the service provider gave you a formula used to determine the indirect compensation instead of an amount or estimated amount of the indirect compensation. Complete as many entries as needed to report the required information for each source.

(a) Enter service provider name as it appears on line 2	(b) Service Codes (see instructions)	(c) Enter amount of indirect compensation
FIDELITY INVESTMENTS INSTITUTIONAL	60	0
(d) Enter name and EIN (address) of source of indirect compensation	(e) Describe the indirect compensation, including any formula used to determine the service provider's eligibility for or the amount of the indirect compensation.	
COL DIVIDEND INC S - COLUMBIA MGT 430 W 7TH STREET STE 219104 KANSAS CITY, MO 64105	0.40%	
(a) Enter service provider name as it appears on line 2	(b) Service Codes (see instructions)	(c) Enter amount of indirect compensation
FIDELITY INVESTMENTS INSTITUTIONAL	60	0
(d) Enter name and EIN (address) of source of indirect compensation	(e) Describe the indirect compensation, including any formula used to determine the service provider's eligibility for or the amount of the indirect compensation.	
CRLN E MID CAP GR I - U.S. BANCORP 777 E WISCONSIN AVE MILWAUKEE, WI 53202	0.15%	
(a) Enter service provider name as it appears on line 2	(b) Service Codes (see instructions)	(c) Enter amount of indirect compensation
FIDELITY INVESTMENTS INSTITUTIONAL	60	0
(d) Enter name and EIN (address) of source of indirect compensation	(e) Describe the indirect compensation, including any formula used to determine the service provider's eligibility for or the amount of the indirect compensation.	
FT BEHAV SM-CPEQ IS - ULTIMUS FUND  31-1663251	0.15%	

**Part I Service Provider Information (continued)**

3. If you reported on line 2 receipt of indirect compensation, other than eligible indirect compensation, by a service provider, and the service provider is a fiduciary or provides contract administrator, consulting, custodial, investment advisory, investment management, broker, or recordkeeping services, answer the following questions for (a) each source from whom the service provider received \$1,000 or more in indirect compensation and (b) each source for whom the service provider gave you a formula used to determine the indirect compensation instead of an amount or estimated amount of the indirect compensation. Complete as many entries as needed to report the required information for each source.

(a) Enter service provider name as it appears on line 2	(b) Service Codes (see instructions)	(c) Enter amount of indirect compensation
FIDELITY INVESTMENTS INSTITUTIONAL	60	0
(d) Enter name and EIN (address) of source of indirect compensation	(e) Describe the indirect compensation, including any formula used to determine the service provider's eligibility for or the amount of the indirect compensation.	
JPM SMALL CAP EQ R5 - J.P. MORGAN 430 W 7TH STREET, STE 219143 KANSAS CITY, MO 64105	0.10%	
(a) Enter service provider name as it appears on line 2	(b) Service Codes (see instructions)	(c) Enter amount of indirect compensation
FIDELITY INVESTMENTS INSTITUTIONAL	60	0
(d) Enter name and EIN (address) of source of indirect compensation	(e) Describe the indirect compensation, including any formula used to determine the service provider's eligibility for or the amount of the indirect compensation.	
VICTORY S ESTB VAL Y - FIS INVESTO 14785 PRESTON ROAD SUITE 1000 DALLAS, TX 75254	0.25%	
(a) Enter service provider name as it appears on line 2	(b) Service Codes (see instructions)	(c) Enter amount of indirect compensation
FIDELITY INVESTMENTS INSTITUTIONAL	60	0
(d) Enter name and EIN (address) of source of indirect compensation	(e) Describe the indirect compensation, including any formula used to determine the service provider's eligibility for or the amount of the indirect compensation.	
AMANA MUTUAL FD TRUST INC 1300 NORTH STATE ST BELLINGHAM, WA 98225	0.40%	

**Part I Service Provider Information (continued)**

3. If you reported on line 2 receipt of indirect compensation, other than eligible indirect compensation, by a service provider, and the service provider is a fiduciary or provides contract administrator, consulting, custodial, investment advisory, investment management, broker, or recordkeeping services, answer the following questions for (a) each source from whom the service provider received \$1,000 or more in indirect compensation and (b) each source for whom the service provider gave you a formula used to determine the indirect compensation instead of an amount or estimated amount of the indirect compensation. Complete as many entries as needed to report the required information for each source.

(a) Enter service provider name as it appears on line 2	(b) Service Codes (see instructions)	(c) Enter amount of indirect compensation
FIDELITY INVESTMENTS INSTITUTIONAL	60	0
(d) Enter name and EIN (address) of source of indirect compensation	(e) Describe the indirect compensation, including any formula used to determine the service provider's eligibility for or the amount of the indirect compensation.	
BLACKROCK TECHNOLOGY OPPORTUNITIES 40 EAST 52ND ST NEW YORK, NY 10022	0.40%	
(a) Enter service provider name as it appears on line 2	(b) Service Codes (see instructions)	(c) Enter amount of indirect compensation
FIDELITY INVESTMENTS INSTITUTIONAL	60	0
(d) Enter name and EIN (address) of source of indirect compensation	(e) Describe the indirect compensation, including any formula used to determine the service provider's eligibility for or the amount of the indirect compensation.	
FEDERATED HERMES MDT LRG CAP GROW 4000 ERICSSON DR WARRENDALE, PA 15086-7515	0.10%	
(a) Enter service provider name as it appears on line 2	(b) Service Codes (see instructions)	(c) Enter amount of indirect compensation
FIDELITY INVESTMENTS INSTITUTIONAL	60	0
(d) Enter name and EIN (address) of source of indirect compensation	(e) Describe the indirect compensation, including any formula used to determine the service provider's eligibility for or the amount of the indirect compensation.	
GLENMEDE LRG CAP GROWTH 1650 MARKET ST. STE 1200 PHILADELPHIA, PA 19103	0.40%	

**Part I Service Provider Information (continued)**

3. If you reported on line 2 receipt of indirect compensation, other than eligible indirect compensation, by a service provider, and the service provider is a fiduciary or provides contract administrator, consulting, custodial, investment advisory, investment management, broker, or recordkeeping services, answer the following questions for (a) each source from whom the service provider received \$1,000 or more in indirect compensation and (b) each source for whom the service provider gave you a formula used to determine the indirect compensation instead of an amount or estimated amount of the indirect compensation. Complete as many entries as needed to report the required information for each source.

(a) Enter service provider name as it appears on line 2	(b) Service Codes (see instructions)	(c) Enter amount of indirect compensation
FIDELITY INVESTMENTS INSTITUTIONAL	60	0
(d) Enter name and EIN (address) of source of indirect compensation	(e) Describe the indirect compensation, including any formula used to determine the service provider's eligibility for or the amount of the indirect compensation.	
EUROPAC GOLD FD CL A LOTS 81 82 ST C STE 204 DORADO, PR 00646	0.08%	
(a) Enter service provider name as it appears on line 2	(b) Service Codes (see instructions)	(c) Enter amount of indirect compensation
FIDELITY INVESTMENTS INSTITUTIONAL	60	0
(d) Enter name and EIN (address) of source of indirect compensation	(e) Describe the indirect compensation, including any formula used to determine the service provider's eligibility for or the amount of the indirect compensation.	
EUROPAC GOLD FD CL I LOTS 81 82 ST C STE 204 DORADO, PR 00646	0.10%	
(a) Enter service provider name as it appears on line 2	(b) Service Codes (see instructions)	(c) Enter amount of indirect compensation
FIDELITY INVESTMENTS INSTITUTIONAL	60	0
(d) Enter name and EIN (address) of source of indirect compensation	(e) Describe the indirect compensation, including any formula used to determine the service provider's eligibility for or the amount of the indirect compensation.	
JPMORGAN U.S. GARP EQUITY FD CL I 1111 POLARIS PARKWAY COLUMBUS, OH 43240	0.15%	

**Part I Service Provider Information (continued)**

3. If you reported on line 2 receipt of indirect compensation, other than eligible indirect compensation, by a service provider, and the service provider is a fiduciary or provides contract administrator, consulting, custodial, investment advisory, investment management, broker, or recordkeeping services, answer the following questions for (a) each source from whom the service provider received \$1,000 or more in indirect compensation and (b) each source for whom the service provider gave you a formula used to determine the indirect compensation instead of an amount or estimated amount of the indirect compensation. Complete as many entries as needed to report the required information for each source.

(a) Enter service provider name as it appears on line 2	(b) Service Codes (see instructions)	(c) Enter amount of indirect compensation
FIDELITY INVESTMENTS INSTITUTIONAL	60	0
(d) Enter name and EIN (address) of source of indirect compensation	(e) Describe the indirect compensation, including any formula used to determine the service provider's eligibility for or the amount of the indirect compensation.	
MADISON MID CAP FDCL Y 550 SCIENCE DR MADISON, WI 53711	0.40%	
(a) Enter service provider name as it appears on line 2	(b) Service Codes (see instructions)	(c) Enter amount of indirect compensation
FIDELITY INVESTMENTS INSTITUTIONAL	60	0
(d) Enter name and EIN (address) of source of indirect compensation	(e) Describe the indirect compensation, including any formula used to determine the service provider's eligibility for or the amount of the indirect compensation.	
MORGAN STANLEY DISCOVERY PORT CL A 522 FIFTH AVE 4TH FL NEW YORK, NY 10036	0.40%	
(a) Enter service provider name as it appears on line 2	(b) Service Codes (see instructions)	(c) Enter amount of indirect compensation
FIDELITY INVESTMENTS INSTITUTIONAL	60	0
(d) Enter name and EIN (address) of source of indirect compensation	(e) Describe the indirect compensation, including any formula used to determine the service provider's eligibility for or the amount of the indirect compensation.	
MORGAN STANLEY GROWTH PORTFOLIO A 522 FIFTH AVE 4TH FL NEW YORK, NY 10036	0.40%	

**Part I Service Provider Information (continued)**

3. If you reported on line 2 receipt of indirect compensation, other than eligible indirect compensation, by a service provider, and the service provider is a fiduciary or provides contract administrator, consulting, custodial, investment advisory, investment management, broker, or recordkeeping services, answer the following questions for (a) each source from whom the service provider received \$1,000 or more in indirect compensation and (b) each source for whom the service provider gave you a formula used to determine the indirect compensation instead of an amount or estimated amount of the indirect compensation. Complete as many entries as needed to report the required information for each source.

(a) Enter service provider name as it appears on line 2	(b) Service Codes (see instructions)	(c) Enter amount of indirect compensation
FIDELITY INVESTMENTS INSTITUTIONAL	60	0
(d) Enter name and EIN (address) of source of indirect compensation	(e) Describe the indirect compensation, including any formula used to determine the service provider's eligibility for or the amount of the indirect compensation.	
MORGAN STANLEY INSIGHT A 522 FIFTH AVE 4TH FL NEW YORK, NY 10036	0.40%	
(a) Enter service provider name as it appears on line 2	(b) Service Codes (see instructions)	(c) Enter amount of indirect compensation
FIDELITY INVESTMENTS INSTITUTIONAL	60	0
(d) Enter name and EIN (address) of source of indirect compensation	(e) Describe the indirect compensation, including any formula used to determine the service provider's eligibility for or the amount of the indirect compensation.	
MSIF GLOBAL INSIGHT PORT CL A 522 FIFTH AVE 4TH FL NEW YORK, NY 10036	0.40%	
(a) Enter service provider name as it appears on line 2	(b) Service Codes (see instructions)	(c) Enter amount of indirect compensation
FIDELITY INVESTMENTS INSTITUTIONAL	60	0
(d) Enter name and EIN (address) of source of indirect compensation	(e) Describe the indirect compensation, including any formula used to determine the service provider's eligibility for or the amount of the indirect compensation.	
MS INSTIT EMRG MRKTSLEADERS CL A 522 FIFTH AVE 4TH FL NEW YORK, NY 10036	0.40%	

**Part I Service Provider Information (continued)**

3. If you reported on line 2 receipt of indirect compensation, other than eligible indirect compensation, by a service provider, and the service provider is a fiduciary or provides contract administrator, consulting, custodial, investment advisory, investment management, broker, or recordkeeping services, answer the following questions for (a) each source from whom the service provider received \$1,000 or more in indirect compensation and (b) each source for whom the service provider gave you a formula used to determine the indirect compensation instead of an amount or estimated amount of the indirect compensation. Complete as many entries as needed to report the required information for each source.

(a) Enter service provider name as it appears on line 2	(b) Service Codes (see instructions)	(c) Enter amount of indirect compensation
FIDELITY INVESTMENTS INSTITUTIONAL	60	0
(d) Enter name and EIN (address) of source of indirect compensation	(e) Describe the indirect compensation, including any formula used to determine the service provider's eligibility for or the amount of the indirect compensation.	
EVENTIDE GILEAD FD CL N 80 ARKAY STE 110 HAUPPAUGE, NY 11788	0.40%	
(a) Enter service provider name as it appears on line 2	(b) Service Codes (see instructions)	(c) Enter amount of indirect compensation
FIDELITY INVESTMENTS INSTITUTIONAL	60	0
(d) Enter name and EIN (address) of source of indirect compensation	(e) Describe the indirect compensation, including any formula used to determine the service provider's eligibility for or the amount of the indirect compensation.	
EVENTIDE DIVIDEND GROWTH FD CL N 80 ARKAY STE 110 HAUPPAUGE, NY 11788	0.40%	
(a) Enter service provider name as it appears on line 2	(b) Service Codes (see instructions)	(c) Enter amount of indirect compensation
FIDELITY INVESTMENTS INSTITUTIONAL	60	0
(d) Enter name and EIN (address) of source of indirect compensation	(e) Describe the indirect compensation, including any formula used to determine the service provider's eligibility for or the amount of the indirect compensation.	
NORTH SQUARE PREF AND INC SEC I 10 S LASALLE ST STE 1925 CHICAGO, IL 60603	0.12%	

**Part I Service Provider Information (continued)**

3. If you reported on line 2 receipt of indirect compensation, other than eligible indirect compensation, by a service provider, and the service provider is a fiduciary or provides contract administrator, consulting, custodial, investment advisory, investment management, broker, or recordkeeping services, answer the following questions for (a) each source from whom the service provider received \$1,000 or more in indirect compensation and (b) each source for whom the service provider gave you a formula used to determine the indirect compensation instead of an amount or estimated amount of the indirect compensation. Complete as many entries as needed to report the required information for each source.

(a) Enter service provider name as it appears on line 2	(b) Service Codes (see instructions)	(c) Enter amount of indirect compensation
FIDELITY INVESTMENTS INSTITUTIONAL	60	0
(d) Enter name and EIN (address) of source of indirect compensation	(e) Describe the indirect compensation, including any formula used to determine the service provider's eligibility for or the amount of the indirect compensation.	
HCM INC PLUS FD INVT 1145 HEMBREE ROAD ROSWELL, GA 30076	0.40%	
(a) Enter service provider name as it appears on line 2	(b) Service Codes (see instructions)	(c) Enter amount of indirect compensation
FIDELITY INVESTMENTS INSTITUTIONAL	60	0
(d) Enter name and EIN (address) of source of indirect compensation	(e) Describe the indirect compensation, including any formula used to determine the service provider's eligibility for or the amount of the indirect compensation.	
HCM DIVIDEND SECTOR PLUS FD INVES 1145 HEMBREE ROAD ROSWELL, GA 30076	0.40%	
(a) Enter service provider name as it appears on line 2	(b) Service Codes (see instructions)	(c) Enter amount of indirect compensation
FIDELITY INVESTMENTS INSTITUTIONAL	60	0
(d) Enter name and EIN (address) of source of indirect compensation	(e) Describe the indirect compensation, including any formula used to determine the service provider's eligibility for or the amount of the indirect compensation.	
HCM TACTICAL GROWTH FD INVT 1145 HEMBREE ROAD ROSWELL, GA 30076	0.40%	

**Part I Service Provider Information (continued)**

3. If you reported on line 2 receipt of indirect compensation, other than eligible indirect compensation, by a service provider, and the service provider is a fiduciary or provides contract administrator, consulting, custodial, investment advisory, investment management, broker, or recordkeeping services, answer the following questions for (a) each source from whom the service provider received \$1,000 or more in indirect compensation and (b) each source for whom the service provider gave you a formula used to determine the indirect compensation instead of an amount or estimated amount of the indirect compensation. Complete as many entries as needed to report the required information for each source.

(a) Enter service provider name as it appears on line 2	(b) Service Codes (see instructions)	(c) Enter amount of indirect compensation
FIDELITY INVESTMENTS INSTITUTIONAL	60	0
(d) Enter name and EIN (address) of source of indirect compensation	(e) Describe the indirect compensation, including any formula used to determine the service provider's eligibility for or the amount of the indirect compensation.	
T ROWE PRICE COMM & TECHNOLOGY INV 4515 PAINTERS MILL RD OWINGS MILLS, MD 21117	0.15%	
(a) Enter service provider name as it appears on line 2	(b) Service Codes (see instructions)	(c) Enter amount of indirect compensation
FIDELITY INVESTMENTS INSTITUTIONAL	60	0
(d) Enter name and EIN (address) of source of indirect compensation	(e) Describe the indirect compensation, including any formula used to determine the service provider's eligibility for or the amount of the indirect compensation.	
T ROWE PRICE GLOBAL TECHNOLOGY 4515 PAINTERS MILL RD OWINGS MILLS, MD 21117	0.15%	
(a) Enter service provider name as it appears on line 2	(b) Service Codes (see instructions)	(c) Enter amount of indirect compensation
FIDELITY INVESTMENTS INSTITUTIONAL	60	0
(d) Enter name and EIN (address) of source of indirect compensation	(e) Describe the indirect compensation, including any formula used to determine the service provider's eligibility for or the amount of the indirect compensation.	
PGIM TOTAL RETURN BOND CL Z 655 BROAD ST NEWARK, NJ 07102	0.15%	

**Part I Service Provider Information (continued)**

3. If you reported on line 2 receipt of indirect compensation, other than eligible indirect compensation, by a service provider, and the service provider is a fiduciary or provides contract administrator, consulting, custodial, investment advisory, investment management, broker, or recordkeeping services, answer the following questions for (a) each source from whom the service provider received \$1,000 or more in indirect compensation and (b) each source for whom the service provider gave you a formula used to determine the indirect compensation instead of an amount or estimated amount of the indirect compensation. Complete as many entries as needed to report the required information for each source.

(a) Enter service provider name as it appears on line 2	(b) Service Codes (see instructions)	(c) Enter amount of indirect compensation
FIDELITY INVESTMENTS INSTITUTIONAL	60	0
(d) Enter name and EIN (address) of source of indirect compensation	(e) Describe the indirect compensation, including any formula used to determine the service provider's eligibility for or the amount of the indirect compensation.	
T ROWE PRICE DIVIDEND GROWTH 4515 PAINTERS MILL RD OWINGS MILLS, MD 21117	0.15%	
(a) Enter service provider name as it appears on line 2	(b) Service Codes (see instructions)	(c) Enter amount of indirect compensation
FIDELITY INVESTMENTS INSTITUTIONAL	60	0
(d) Enter name and EIN (address) of source of indirect compensation	(e) Describe the indirect compensation, including any formula used to determine the service provider's eligibility for or the amount of the indirect compensation.	
T ROWE PRICE U.S EQUITY RESEARCH F 4515 PAINTERS MILL RD OWINGS MILLS, MD 21117	0.15%	
(a) Enter service provider name as it appears on line 2	(b) Service Codes (see instructions)	(c) Enter amount of indirect compensation
FIDELITY INVESTMENTS INSTITUTIONAL	60	0
(d) Enter name and EIN (address) of source of indirect compensation	(e) Describe the indirect compensation, including any formula used to determine the service provider's eligibility for or the amount of the indirect compensation.	
T ROWE PRICE BLUE CHIP GROWTH INC 4515 PAINTERS MILL RD OWINGS MILLS, MD 21117	0.15%	

**Part I Service Provider Information (continued)**

3. If you reported on line 2 receipt of indirect compensation, other than eligible indirect compensation, by a service provider, and the service provider is a fiduciary or provides contract administrator, consulting, custodial, investment advisory, investment management, broker, or recordkeeping services, answer the following questions for (a) each source from whom the service provider received \$1,000 or more in indirect compensation and (b) each source for whom the service provider gave you a formula used to determine the indirect compensation instead of an amount or estimated amount of the indirect compensation. Complete as many entries as needed to report the required information for each source.

(a) Enter service provider name as it appears on line 2	(b) Service Codes (see instructions)	(c) Enter amount of indirect compensation
FIDELITY INVESTMENTS INSTITUTIONAL	60	0
(d) Enter name and EIN (address) of source of indirect compensation	(e) Describe the indirect compensation, including any formula used to determine the service provider's eligibility for or the amount of the indirect compensation.	
T ROWE PRICE EXTEND EQU MKT INDEX 4515 PAINTERS MILL RD OWINGS MILLS, MD 21117	0.15%	
(a) Enter service provider name as it appears on line 2	(b) Service Codes (see instructions)	(c) Enter amount of indirect compensation
FIDELITY INVESTMENTS INSTITUTIONAL	60	0
(d) Enter name and EIN (address) of source of indirect compensation	(e) Describe the indirect compensation, including any formula used to determine the service provider's eligibility for or the amount of the indirect compensation.	
T ROWE PRICE MID CAP GROWTH 4515 PAINTERS MILL RD OWINGS MILLS, MD 21117	0.15%	
(a) Enter service provider name as it appears on line 2	(b) Service Codes (see instructions)	(c) Enter amount of indirect compensation
FIDELITY INVESTMENTS INSTITUTIONAL	60	0
(d) Enter name and EIN (address) of source of indirect compensation	(e) Describe the indirect compensation, including any formula used to determine the service provider's eligibility for or the amount of the indirect compensation.	
AVE MARIA GROWTH 801 W. ANN ARBOR TRAIL STE 244 PLYMOUTH, MI 48170	0.40%	

**Part I Service Provider Information (continued)**

3. If you reported on line 2 receipt of indirect compensation, other than eligible indirect compensation, by a service provider, and the service provider is a fiduciary or provides contract administrator, consulting, custodial, investment advisory, investment management, broker, or recordkeeping services, answer the following questions for (a) each source from whom the service provider received \$1,000 or more in indirect compensation and (b) each source for whom the service provider gave you a formula used to determine the indirect compensation instead of an amount or estimated amount of the indirect compensation. Complete as many entries as needed to report the required information for each source.

(a) Enter service provider name as it appears on line 2	(b) Service Codes (see instructions)	(c) Enter amount of indirect compensation
FIDELITY INVESTMENTS INSTITUTIONAL	60	0
(d) Enter name and EIN (address) of source of indirect compensation	(e) Describe the indirect compensation, including any formula used to determine the service provider's eligibility for or the amount of the indirect compensation.	
SHELTON NASDAQ 100 INDEX INVT P.O. BOX 87 DENVER, CO 80201-0087	0.15%	
(a) Enter service provider name as it appears on line 2	(b) Service Codes (see instructions)	(c) Enter amount of indirect compensation
FIDELITY INVESTMENTS INSTITUTIONAL	60	0
(d) Enter name and EIN (address) of source of indirect compensation	(e) Describe the indirect compensation, including any formula used to determine the service provider's eligibility for or the amount of the indirect compensation.	
TIMOTHY SM CAP VALUE CL A 80 ARKAY DR STE 110 HAUPPAUGE, NY 11788	0.08%	
(a) Enter service provider name as it appears on line 2	(b) Service Codes (see instructions)	(c) Enter amount of indirect compensation
FIDELITY INVESTMENTS INSTITUTIONAL	60	0
(d) Enter name and EIN (address) of source of indirect compensation	(e) Describe the indirect compensation, including any formula used to determine the service provider's eligibility for or the amount of the indirect compensation.	
TIMOTHY PLAN LRG MID CAP GROWTH 80 ARKAY DR STE 110 HAUPPAUGE, NY 11788	0.08%	

**Part I Service Provider Information (continued)**

3. If you reported on line 2 receipt of indirect compensation, other than eligible indirect compensation, by a service provider, and the service provider is a fiduciary or provides contract administrator, consulting, custodial, investment advisory, investment management, broker, or recordkeeping services, answer the following questions for (a) each source from whom the service provider received \$1,000 or more in indirect compensation and (b) each source for whom the service provider gave you a formula used to determine the indirect compensation instead of an amount or estimated amount of the indirect compensation. Complete as many entries as needed to report the required information for each source.

(a) Enter service provider name as it appears on line 2	(b) Service Codes (see instructions)	(c) Enter amount of indirect compensation
FIDELITY INVESTMENTS INSTITUTIONAL	60	0
(d) Enter name and EIN (address) of source of indirect compensation	(e) Describe the indirect compensation, including any formula used to determine the service provider's eligibility for or the amount of the indirect compensation.	
VIRTUS KAR MID CAP CORE FD CL 100 SUMMIT LAKE DR 201 GREENFIELD, MA 01301	0.40%	
(a) Enter service provider name as it appears on line 2	(b) Service Codes (see instructions)	(c) Enter amount of indirect compensation
FIDELITY INVESTMENTS INSTITUTIONAL	60	0
(d) Enter name and EIN (address) of source of indirect compensation	(e) Describe the indirect compensation, including any formula used to determine the service provider's eligibility for or the amount of the indirect compensation.	
VIRTUS ZEVENBERGEN INNOVATIVE GR S 100 SUMMIT LAKE DR 201 GREENFIELD, MA 01301	0.40%	
(a) Enter service provider name as it appears on line 2	(b) Service Codes (see instructions)	(c) Enter amount of indirect compensation
FIDELITY INVESTMENTS INSTITUTIONAL	60	0
(d) Enter name and EIN (address) of source of indirect compensation	(e) Describe the indirect compensation, including any formula used to determine the service provider's eligibility for or the amount of the indirect compensation.	
VIRTUS ZEVENBERGEN TECHNOLOGY FD 100 SUMMIT LAKE DR 201 GREENFIELD, MA 01301	0.40%	

**Part I Service Provider Information (continued)**

3. If you reported on line 2 receipt of indirect compensation, other than eligible indirect compensation, by a service provider, and the service provider is a fiduciary or provides contract administrator, consulting, custodial, investment advisory, investment management, broker, or recordkeeping services, answer the following questions for (a) each source from whom the service provider received \$1,000 or more in indirect compensation and (b) each source for whom the service provider gave you a formula used to determine the indirect compensation instead of an amount or estimated amount of the indirect compensation. Complete as many entries as needed to report the required information for each source.

(a) Enter service provider name as it appears on line 2	(b) Service Codes (see instructions)	(c) Enter amount of indirect compensation
FIDELITY INVESTMENTS INSTITUTIONAL	60	0
(d) Enter name and EIN (address) of source of indirect compensation	(e) Describe the indirect compensation, including any formula used to determine the service provider's eligibility for or the amount of the indirect compensation.	
ALLSPRING DISCOVERY INNOVATION FD 525 MARKET ST MAC A0103 122 SAN FRANCISCO, CA 94105	0.40%	
(a) Enter service provider name as it appears on line 2	(b) Service Codes (see instructions)	(c) Enter amount of indirect compensation
(d) Enter name and EIN (address) of source of indirect compensation	(e) Describe the indirect compensation, including any formula used to determine the service provider's eligibility for or the amount of the indirect compensation.	
(a) Enter service provider name as it appears on line 2	(b) Service Codes (see instructions)	(c) Enter amount of indirect compensation
(d) Enter name and EIN (address) of source of indirect compensation	(e) Describe the indirect compensation, including any formula used to determine the service provider's eligibility for or the amount of the indirect compensation.	

**Part II Service Providers Who Fail or Refuse to Provide Information**

**4** Provide, to the extent possible, the following information for each service provider who failed or refused to provide the information necessary to complete this Schedule.

<b>(a)</b> Enter name and EIN or address of service provider (see instructions)	<b>(b)</b> Nature of Service Code(s)	<b>(c)</b> Describe the information that the service provider failed or refused to provide

<b>(a)</b> Enter name and EIN or address of service provider (see instructions)	<b>(b)</b> Nature of Service Code(s)	<b>(c)</b> Describe the information that the service provider failed or refused to provide

<b>(a)</b> Enter name and EIN or address of service provider (see instructions)	<b>(b)</b> Nature of Service Code(s)	<b>(c)</b> Describe the information that the service provider failed or refused to provide

<b>(a)</b> Enter name and EIN or address of service provider (see instructions)	<b>(b)</b> Nature of Service Code(s)	<b>(c)</b> Describe the information that the service provider failed or refused to provide

<b>(a)</b> Enter name and EIN or address of service provider (see instructions)	<b>(b)</b> Nature of Service Code(s)	<b>(c)</b> Describe the information that the service provider failed or refused to provide

<b>(a)</b> Enter name and EIN or address of service provider (see instructions)	<b>(b)</b> Nature of Service Code(s)	<b>(c)</b> Describe the information that the service provider failed or refused to provide

**Part III Termination Information on Accountants and Enrolled Actuaries (see instructions)**  
(complete as many entries as needed)

<b>a</b> Name:	<b>b</b> EIN:
<b>c</b> Position:	
<b>d</b> Address:	<b>e</b> Telephone:

Explanation:

<b>a</b> Name:	<b>b</b> EIN:
<b>c</b> Position:	
<b>d</b> Address:	<b>e</b> Telephone:

Explanation:

<b>a</b> Name:	<b>b</b> EIN:
<b>c</b> Position:	
<b>d</b> Address:	<b>e</b> Telephone:

Explanation:

<b>a</b> Name:	<b>b</b> EIN:
<b>c</b> Position:	
<b>d</b> Address:	<b>e</b> Telephone:

Explanation:

<b>a</b> Name:	<b>b</b> EIN:
<b>c</b> Position:	
<b>d</b> Address:	<b>e</b> Telephone:

Explanation:

<b>SCHEDULE D</b> <b>(Form 5500)</b>  <small>Department of the Treasury Internal Revenue Service</small>  <small>Department of Labor Employee Benefits Security Administration</small>	<b>DFE/Participating Plan Information</b>  This schedule is required to be filed under section 104 of the Employee Retirement Income Security Act of 1974 (ERISA).  <b>▶ File as an attachment to Form 5500.</b>	OMB No. 1210-0110  <hr/> <b>2024</b>  <b>This Form is Open to Public Inspection.</b>
---	--	--

For calendar plan year 2024 or fiscal plan year beginning 01/01/2024 and ending 12/31/2024

<b>A</b> Name of plan <u>GENESYS RETIREMENT SAVINGS PLAN</u>	<b>B</b> Three-digit plan number (PN) ▶	<u>001</u>
<b>C</b> Plan or DFE sponsor's name as shown on line 2a of Form 5500 <u>GENESYS CLOUD SERVICES, INC.</u>	<b>D</b> Employer Identification Number (EIN) <u>94-3120525</u>	

<b>Part I</b>	<b>Information on interests in MTIAs, CCTs, PSAs, and 103-12 IEs (to be completed by plans and DFEs)</b> (Complete as many entries as needed to report all interests in DFEs)
---------------	--

**a** Name of MTIA, CCT, PSA, or 103-12 IE: PIONEER LG CAP GR TR

**b** Name of sponsor of entity listed in (a): GREAT GRAY TRUST COMPANY

<b>c</b> EIN-PN <u>81-4278868-290</u>	<b>d</b> Entity code <u>C</u>	<b>e</b> Dollar value of interest in MTIA, CCT, PSA, or 103-12 IE at end of year (see instructions) <u>0</u>
---------------------------------------	-------------------------------	--

**a** Name of MTIA, CCT, PSA, or 103-12 IE: TRP RETIRE 2030 F

**b** Name of sponsor of entity listed in (a): T. ROWE PRICE TRUST COMPANY

<b>c</b> EIN-PN <u>38-7010946-001</u>	<b>d</b> Entity code <u>C</u>	<b>e</b> Dollar value of interest in MTIA, CCT, PSA, or 103-12 IE at end of year (see instructions) <u>26807873</u>
---------------------------------------	-------------------------------	---

**a** Name of MTIA, CCT, PSA, or 103-12 IE: TRP RETIRE 2055 F

**b** Name of sponsor of entity listed in (a): T. ROWE PRICE TRUST COMPANY

<b>c</b> EIN-PN <u>35-6941728-001</u>	<b>d</b> Entity code <u>C</u>	<b>e</b> Dollar value of interest in MTIA, CCT, PSA, or 103-12 IE at end of year (see instructions) <u>29887663</u>
---------------------------------------	-------------------------------	---

**a** Name of MTIA, CCT, PSA, or 103-12 IE: SS US BOND INDX XIV

**b** Name of sponsor of entity listed in (a): STATE STREET GLOBAL ADVISORS TRUST CO

<b>c</b> EIN-PN <u>90-0337987-477</u>	<b>d</b> Entity code <u>C</u>	<b>e</b> Dollar value of interest in MTIA, CCT, PSA, or 103-12 IE at end of year (see instructions) <u>6291380</u>
---------------------------------------	-------------------------------	--

**a** Name of MTIA, CCT, PSA, or 103-12 IE: TRP RETIRE 2045 F

**b** Name of sponsor of entity listed in (a): T. ROWE PRICE TRUST COMPANY

<b>c</b> EIN-PN <u>32-6199848-001</u>	<b>d</b> Entity code <u>C</u>	<b>e</b> Dollar value of interest in MTIA, CCT, PSA, or 103-12 IE at end of year (see instructions) <u>47462048</u>
---------------------------------------	-------------------------------	---

**a** Name of MTIA, CCT, PSA, or 103-12 IE: TRP RETIRE 2065 F

**b** Name of sponsor of entity listed in (a): T. ROWE PRICE TRUST COMPANY

<b>c</b> EIN-PN <u>85-1763138-001</u>	<b>d</b> Entity code <u>C</u>	<b>e</b> Dollar value of interest in MTIA, CCT, PSA, or 103-12 IE at end of year (see instructions) <u>3459055</u>
---------------------------------------	-------------------------------	--

**a** Name of MTIA, CCT, PSA, or 103-12 IE: TRP RETIRE 2050 F

**b** Name of sponsor of entity listed in (a): T. ROWE PRICE TRUST COMPANY

<b>c</b> EIN-PN <u>30-6303214-001</u>	<b>d</b> Entity code <u>C</u>	<b>e</b> Dollar value of interest in MTIA, CCT, PSA, or 103-12 IE at end of year (see instructions) <u>40640042</u>
---------------------------------------	-------------------------------	---

<b>a</b> Name of MTIA, CCT, PSA, or 103-12 IE: TRP RETIRE 2060 F		
<b>b</b> Name of sponsor of entity listed in (a): T. ROWE PRICE TRUST COMPANY		
<b>c</b> EIN-PN 47-1088316-001	<b>d</b> Entity code C	<b>e</b> Dollar value of interest in MTIA, CCT, PSA, or 103-12 IE at end of year (see instructions) 11346162
<b>a</b> Name of MTIA, CCT, PSA, or 103-12 IE: SS RSL SMMDCP IDX II		
<b>b</b> Name of sponsor of entity listed in (a): STATE STREET GLOBAL ADVISORS TRUST CO		
<b>c</b> EIN-PN 32-6528132-019	<b>d</b> Entity code C	<b>e</b> Dollar value of interest in MTIA, CCT, PSA, or 103-12 IE at end of year (see instructions) 9814916
<b>a</b> Name of MTIA, CCT, PSA, or 103-12 IE: TRP RETIRE 2020 F		
<b>b</b> Name of sponsor of entity listed in (a): T. ROWE PRICE TRUST COMPANY		
<b>c</b> EIN-PN 36-7594871-001	<b>d</b> Entity code C	<b>e</b> Dollar value of interest in MTIA, CCT, PSA, or 103-12 IE at end of year (see instructions) 6779389
<b>a</b> Name of MTIA, CCT, PSA, or 103-12 IE: TRP RETIRE 2025 F		
<b>b</b> Name of sponsor of entity listed in (a): T. ROWE PRICE TRUST COMPANY		
<b>c</b> EIN-PN 37-6495447-001	<b>d</b> Entity code C	<b>e</b> Dollar value of interest in MTIA, CCT, PSA, or 103-12 IE at end of year (see instructions) 18358689
<b>a</b> Name of MTIA, CCT, PSA, or 103-12 IE: SS S&P 500 INDEX II		
<b>b</b> Name of sponsor of entity listed in (a): STATE STREET GLOBAL ADVISORS TRUST CO		
<b>c</b> EIN-PN 04-0025081-078	<b>d</b> Entity code C	<b>e</b> Dollar value of interest in MTIA, CCT, PSA, or 103-12 IE at end of year (see instructions) 96814870
<b>a</b> Name of MTIA, CCT, PSA, or 103-12 IE: TRP RETIRE 2040 F		
<b>b</b> Name of sponsor of entity listed in (a): T. ROWE PRICE TRUST COMPANY		
<b>c</b> EIN-PN 35-6941729-001	<b>d</b> Entity code C	<b>e</b> Dollar value of interest in MTIA, CCT, PSA, or 103-12 IE at end of year (see instructions) 41056926
<b>a</b> Name of MTIA, CCT, PSA, or 103-12 IE: TRP RETIRE 2035 F		
<b>b</b> Name of sponsor of entity listed in (a): T. ROWE PRICE TRUST COMPANY		
<b>c</b> EIN-PN 36-7595013-001	<b>d</b> Entity code C	<b>e</b> Dollar value of interest in MTIA, CCT, PSA, or 103-12 IE at end of year (see instructions) 41706239
<b>a</b> Name of MTIA, CCT, PSA, or 103-12 IE: SS GACEQ EXUS IDX II		
<b>b</b> Name of sponsor of entity listed in (a): STATE STREET GLOBAL ADVISORS TRUST CO		
<b>c</b> EIN-PN 90-0337987-444	<b>d</b> Entity code C	<b>e</b> Dollar value of interest in MTIA, CCT, PSA, or 103-12 IE at end of year (see instructions) 10397993
<b>a</b> Name of MTIA, CCT, PSA, or 103-12 IE: MIP CL 2		
<b>b</b> Name of sponsor of entity listed in (a): FIDELITY MANAGEMENT TRUST COMPANY		
<b>c</b> EIN-PN 04-3022712-024	<b>d</b> Entity code C	<b>e</b> Dollar value of interest in MTIA, CCT, PSA, or 103-12 IE at end of year (see instructions) 9788613
<b>a</b> Name of MTIA, CCT, PSA, or 103-12 IE: TRP RETIRE 2005 F		
<b>b</b> Name of sponsor of entity listed in (a): T. ROWE PRICE TRUST COMPANY		
<b>c</b> EIN-PN 61-6434302-001	<b>d</b> Entity code C	<b>e</b> Dollar value of interest in MTIA, CCT, PSA, or 103-12 IE at end of year (see instructions) 36720

<b>a</b> Name of MTIA, CCT, PSA, or 103-12 IE: TRP RETIRE 2015 F		
<b>b</b> Name of sponsor of entity listed in (a): T. ROWE PRICE TRUST COMPANY		
<b>c</b> EIN-PN 35-6941654-001	<b>d</b> Entity code C	<b>e</b> Dollar value of interest in MTIA, CCT, PSA, or 103-12 IE at end of year (see instructions) 250813
<b>a</b> Name of MTIA, CCT, PSA, or 103-12 IE: SCHRODER INTL ALPHA		
<b>b</b> Name of sponsor of entity listed in (a): SEI TRUST COMPANY		
<b>c</b> EIN-PN 46-4679164-072	<b>d</b> Entity code C	<b>e</b> Dollar value of interest in MTIA, CCT, PSA, or 103-12 IE at end of year (see instructions) 19784367
<b>a</b> Name of MTIA, CCT, PSA, or 103-12 IE:		
<b>b</b> Name of sponsor of entity listed in (a):		
<b>c</b> EIN-PN	<b>d</b> Entity code	<b>e</b> Dollar value of interest in MTIA, CCT, PSA, or 103-12 IE at end of year (see instructions)
<b>a</b> Name of MTIA, CCT, PSA, or 103-12 IE:		
<b>b</b> Name of sponsor of entity listed in (a):		
<b>c</b> EIN-PN	<b>d</b> Entity code	<b>e</b> Dollar value of interest in MTIA, CCT, PSA, or 103-12 IE at end of year (see instructions)
<b>a</b> Name of MTIA, CCT, PSA, or 103-12 IE:		
<b>b</b> Name of sponsor of entity listed in (a):		
<b>c</b> EIN-PN	<b>d</b> Entity code	<b>e</b> Dollar value of interest in MTIA, CCT, PSA, or 103-12 IE at end of year (see instructions)
<b>a</b> Name of MTIA, CCT, PSA, or 103-12 IE:		
<b>b</b> Name of sponsor of entity listed in (a):		
<b>c</b> EIN-PN	<b>d</b> Entity code	<b>e</b> Dollar value of interest in MTIA, CCT, PSA, or 103-12 IE at end of year (see instructions)
<b>a</b> Name of MTIA, CCT, PSA, or 103-12 IE:		
<b>b</b> Name of sponsor of entity listed in (a):		
<b>c</b> EIN-PN	<b>d</b> Entity code	<b>e</b> Dollar value of interest in MTIA, CCT, PSA, or 103-12 IE at end of year (see instructions)
<b>a</b> Name of MTIA, CCT, PSA, or 103-12 IE:		
<b>b</b> Name of sponsor of entity listed in (a):		
<b>c</b> EIN-PN	<b>d</b> Entity code	<b>e</b> Dollar value of interest in MTIA, CCT, PSA, or 103-12 IE at end of year (see instructions)
<b>a</b> Name of MTIA, CCT, PSA, or 103-12 IE:		
<b>b</b> Name of sponsor of entity listed in (a):		
<b>c</b> EIN-PN	<b>d</b> Entity code	<b>e</b> Dollar value of interest in MTIA, CCT, PSA, or 103-12 IE at end of year (see instructions)
<b>a</b> Name of MTIA, CCT, PSA, or 103-12 IE:		
<b>b</b> Name of sponsor of entity listed in (a):		
<b>c</b> EIN-PN	<b>d</b> Entity code	<b>e</b> Dollar value of interest in MTIA, CCT, PSA, or 103-12 IE at end of year (see instructions)



<b>SCHEDULE H</b> <b>(Form 5500)</b>  <small>Department of the Treasury Internal Revenue Service</small>  <small>Department of Labor Employee Benefits Security Administration</small>  <small>Pension Benefit Guaranty Corporation</small>	<b>Financial Information</b>  This schedule is required to be filed under section 104 of the Employee Retirement Income Security Act of 1974 (ERISA), and section 6058(a) of the Internal Revenue Code (the Code).  <b>▶ File as an attachment to Form 5500.</b>	OMB No. 1210-0110  <b>2024</b>  <b>This Form is Open to Public Inspection</b>
--	--	---

For calendar plan year 2024 or fiscal plan year beginning <b>01/01/2024</b> and ending <b>12/31/2024</b>	
<b>A</b> Name of plan <b>GENESYS RETIREMENT SAVINGS PLAN</b>	<b>B</b> Three-digit plan number (PN) ▶ <b>001</b>
<b>C</b> Plan sponsor's name as shown on line 2a of Form 5500 <b>GENESYS CLOUD SERVICES, INC.</b>	<b>D</b> Employer Identification Number (EIN) <b>94-3120525</b>

<b>Part I</b>	<b>Asset and Liability Statement</b>
---------------	--------------------------------------

**1** Current value of plan assets and liabilities at the beginning and end of the plan year. Combine the value of plan assets held in more than one trust. Report the value of the plan's interest in a commingled fund containing the assets of more than one plan on a line-by-line basis unless the value is reportable on lines 1c(9) through 1c(14). Do not enter the value of that portion of an insurance contract which guarantees, during this plan year, to pay a specific dollar benefit at a future date. **Round off amounts to the nearest dollar.** MTIAs, CCTs, PSAs, and 103-12 IEs do not complete lines 1b(1), 1b(2), 1c(8), 1g, 1h, and 1i. CCTs, PSAs, and 103-12 IEs also do not complete lines 1d and 1e. See instructions.

		(a) Beginning of Year	(b) End of Year
<b>Assets</b>			
<b>a</b> Total noninterest-bearing cash .....	<b>1a</b>	0	0
<b>b</b> Receivables (less allowance for doubtful accounts):			
<b>(1)</b> Employer contributions .....	<b>1b(1)</b>	0	0
<b>(2)</b> Participant contributions .....	<b>1b(2)</b>	0	0
<b>(3)</b> Other .....	<b>1b(3)</b>	0	0
<b>c</b> General investments:			
<b>(1)</b> Interest-bearing cash (include money market accounts & certificates of deposit) .....	<b>1c(1)</b>	18954392	19463007
<b>(2)</b> U.S. Government securities .....	<b>1c(2)</b>	1201746	537328
<b>(3)</b> Corporate debt instruments (other than employer securities):			
<b>(A)</b> Preferred .....	<b>1c(3)(A)</b>	0	0
<b>(B)</b> All other .....	<b>1c(3)(B)</b>	151620	24912
<b>(4)</b> Corporate stocks (other than employer securities):			
<b>(A)</b> Preferred .....	<b>1c(4)(A)</b>	11805	58731
<b>(B)</b> Common .....	<b>1c(4)(B)</b>	10103855	14787834
<b>(5)</b> Partnership/joint venture interests .....	<b>1c(5)</b>	0	0
<b>(6)</b> Real estate (other than employer real property) .....	<b>1c(6)</b>	0	0
<b>(7)</b> Loans (other than to participants) .....	<b>1c(7)</b>	0	0
<b>(8)</b> Participant loans .....	<b>1c(8)</b>	3706578	3624544
<b>(9)</b> Value of interest in common/collective trusts .....	<b>1c(9)</b>	30544198	420683758
<b>(10)</b> Value of interest in pooled separate accounts .....	<b>1c(10)</b>	0	0
<b>(11)</b> Value of interest in master trust investment accounts .....	<b>1c(11)</b>	0	0
<b>(12)</b> Value of interest in 103-12 investment entities .....	<b>1c(12)</b>	0	0
<b>(13)</b> Value of interest in registered investment companies (e.g., mutual funds) .....	<b>1c(13)</b>	522391809	213437330
<b>(14)</b> Value of funds held in insurance company general account (unallocated contracts) .....	<b>1c(14)</b>	0	0
<b>(15)</b> Other .....	<b>1c(15)</b>	56144	215584

<b>1d</b> Employer-related investments:		(a) Beginning of Year	(b) End of Year
(1) Employer securities.....	<b>1d(1)</b>	0	0
(2) Employer real property.....	<b>1d(2)</b>	0	0
<b>e</b> Buildings and other property used in plan operation.....	<b>1e</b>	0	0
<b>f</b> Total assets (add all amounts in lines 1a through 1e).....	<b>1f</b>	587122147	672833028
<b>Liabilities</b>			
<b>g</b> Benefit claims payable.....	<b>1g</b>	0	0
<b>h</b> Operating payables.....	<b>1h</b>	0	0
<b>i</b> Acquisition indebtedness.....	<b>1i</b>	0	0
<b>j</b> Other liabilities.....	<b>1j</b>	0	1
<b>k</b> Total liabilities (add all amounts in lines 1g through 1j).....	<b>1k</b>	0	1
<b>Net Assets</b>			
<b>l</b> Net assets (subtract line 1k from line 1f).....	<b>1l</b>	587122147	672833027

**Part II Income and Expense Statement**

**2** Plan income, expenses, and changes in net assets for the year. Include all income and expenses of the plan, including any trust(s) or separately maintained fund(s) and any payments/receipts to/from insurance carriers. Round off amounts to the nearest dollar. MTIAs, CCTs, PSAs, and 103-12 IEs do not complete lines 2a, 2b(1)(E), 2e, 2f, and 2g.

<b>Income</b>		(a) Amount	(b) Total
<b>a Contributions:</b>			
(1) Received or receivable in cash from: <b>(A)</b> Employers.....	<b>2a(1)(A)</b>	8920854	
<b>(B)</b> Participants.....	<b>2a(1)(B)</b>	41544925	
<b>(C)</b> Others (including rollovers).....	<b>2a(1)(C)</b>	8578354	
(2) Noncash contributions.....	<b>2a(2)</b>	0	59044133
(3) Total contributions. Add lines <b>2a(1)(A)</b> , <b>(B)</b> , <b>(C)</b> , and line <b>2a(2)</b> .....	<b>2a(3)</b>		
<b>b Earnings on investments:</b>			
<b>(1) Interest:</b>			
<b>(A)</b> Interest-bearing cash (including money market accounts and certificates of deposit).....	<b>2b(1)(A)</b>	919262	1240493
<b>(B)</b> U.S. Government securities.....	<b>2b(1)(B)</b>	1233	
<b>(C)</b> Corporate debt instruments.....	<b>2b(1)(C)</b>	3609	
<b>(D)</b> Loans (other than to participants).....	<b>2b(1)(D)</b>	0	
<b>(E)</b> Participant loans.....	<b>2b(1)(E)</b>	316389	
<b>(F)</b> Other.....	<b>2b(1)(F)</b>	0	
<b>(G)</b> Total interest. Add lines <b>2b(1)(A)</b> through <b>(F)</b> .....	<b>2b(1)(G)</b>		1240493
<b>(2) Dividends:</b>			
<b>(A)</b> Preferred stock.....	<b>2b(2)(A)</b>	2932	8199157
<b>(B)</b> Common stock.....	<b>2b(2)(B)</b>	114863	
<b>(C)</b> Registered investment company shares (e.g. mutual funds).....	<b>2b(2)(C)</b>	8081362	
<b>(D)</b> Total dividends. Add lines <b>2b(2)(A)</b> , <b>(B)</b> , and <b>(C)</b> .....	<b>2b(2)(D)</b>		8199157
(3) Rents.....	<b>2b(3)</b>		0
<b>(4) Net gain (loss) on sale of assets:</b>			
<b>(A)</b> Aggregate proceeds.....	<b>2b(4)(A)</b>	33673980	1085713
<b>(B)</b> Aggregate carrying amount (see instructions).....	<b>2b(4)(B)</b>	32588267	
<b>(C)</b> Subtract line <b>2b(4)(B)</b> from line <b>2b(4)(A)</b> and enter result.....	<b>2b(4)(C)</b>		
<b>(5) Unrealized appreciation (depreciation) of assets:</b>			
<b>(A)</b> Real estate.....	<b>2b(5)(A)</b>	0	2883348
<b>(B)</b> Other.....	<b>2b(5)(B)</b>	2883348	
<b>(C)</b> Total unrealized appreciation of assets. Add lines <b>2b(5)(A)</b> and <b>(B)</b> .....	<b>2b(5)(C)</b>		

		(a) Amount	(b) Total
(6) Net investment gain (loss) from common/collective trusts .....	<b>2b(6)</b>		27118527
(7) Net investment gain (loss) from pooled separate accounts .....	<b>2b(7)</b>		0
(8) Net investment gain (loss) from master trust investment accounts .....	<b>2b(8)</b>		0
(9) Net investment gain (loss) from 103-12 investment entities .....	<b>2b(9)</b>		0
(10) Net investment gain (loss) from registered investment companies (e.g., mutual funds) .....	<b>2b(10)</b>		58174181
<b>c</b> Other income .....	<b>2c</b>		0
<b>d</b> Total income. Add all <b>income</b> amounts in column (b) and enter total .....	<b>2d</b>		157745552

**Expenses**

<b>e</b> Benefit payment and payments to provide benefits:			
(1) Directly to participants or beneficiaries, including direct rollovers .....	<b>2e(1)</b>	71637502	
(2) To insurance carriers for the provision of benefits .....	<b>2e(2)</b>	0	
(3) Other .....	<b>2e(3)</b>	0	
(4) Total benefit payments. Add lines <b>2e(1)</b> through <b>(3)</b> .....	<b>2e(4)</b>		71637502
<b>f</b> Corrective distributions (see instructions) .....	<b>2f</b>		2035
<b>g</b> Certain deemed distributions of participant loans (see instructions) .....	<b>2g</b>		31338
<b>h</b> Interest expense .....	<b>2h</b>		0
<b>i</b> Administrative expenses:			
(1) Salaries and allowances .....	<b>2i(1)</b>	0	
(2) Contract administrator fees .....	<b>2i(2)</b>	600	
(3) Recordkeeping fees .....	<b>2i(3)</b>	-4517	
(4) IQPA audit fees .....	<b>2i(4)</b>	20050	
(5) Investment advisory and investment management fees .....	<b>2i(5)</b>	347664	
(6) Bank or trust company trustee/custodial fees .....	<b>2i(6)</b>	0	
(7) Actuarial fees .....	<b>2i(7)</b>	0	
(8) Legal fees .....	<b>2i(8)</b>	0	
(9) Valuation/appraisal fees .....	<b>2i(9)</b>	0	
(10) Other trustee fees and expenses .....	<b>2i(10)</b>	0	
(11) Other expenses .....	<b>2i(11)</b>	0	
(12) Total administrative expenses. Add lines <b>2i(1)</b> through <b>(11)</b> .....	<b>2i(12)</b>		363797
<b>j</b> Total expenses. Add all <b>expense</b> amounts in column (b) and enter total .....	<b>2j</b>		72034672

**Net Income and Reconciliation**

<b>k</b> Net income (loss). Subtract line <b>2j</b> from line <b>2d</b> .....	<b>2k</b>		85710880
<b>l</b> Transfers of assets:			
(1) To this plan .....	<b>2l(1)</b>		0
(2) From this plan .....	<b>2l(2)</b>		0

**Part III Accountant's Opinion**

**3** Complete lines 3a through 3c if the opinion of an independent qualified public accountant is attached to this Form 5500. Complete line 3d if an opinion is not attached.

**a** The attached opinion of an independent qualified public accountant for this plan is (see instructions):

(1)  Unmodified (2)  Qualified (3)  Disclaimer (4)  Adverse

**b** Check the appropriate box(es) to indicate whether the IQPA performed an ERISA section 103(a)(3)(C) audit. Check both boxes (1) and (2) if the audit was performed pursuant to both 29 CFR 2520.103-8 and 29 CFR 2520.103-12(d). Check box (3) if pursuant to neither.

(1)  DOL Regulation 2520.103-8 (2)  DOL Regulation 2520.103-12(d) (3)  neither DOL Regulation 2520.103-8 nor DOL Regulation 2520.103-12(d).

**c** Enter the name and EIN of the accountant (or accounting firm) below:

(1) Name: **FORVIS MAZARS, LLP**

(2) EIN: **44-0160260**

**d** The opinion of an independent qualified public accountant is **not attached** as part of Schedule H because:

(1)  This form is filed for a CCT, PSA, DCG or MTIA. (2)  It will be attached to the next Form 5500 pursuant to 29 CFR 2520.104-50.

**Part IV Compliance Questions**

**4** CCTs and PSAs do not complete Part IV. MTIAs, 103-12 IEs, and GIAs do not complete lines 4a, 4e, 4f, 4g, 4h, 4k, 4m, 4n, or 5. 103-12 IEs also do not complete lines 4j and 4l. MTIAs also do not complete line 4l. DCGs do not complete lines 4e, 4f, 4k, 4l, and 5, and DCGs generally complete the rest of Part IV collectively for all plans in the DCG, except as otherwise provided (see instructions).

During the plan year:

	Yes	No	Amount
<b>a</b> Was there a failure to transmit to the plan any participant contributions within the time period described in 29 CFR 2510.3-102? Continue to answer "Yes" for any prior year failures until fully corrected. (See instructions and DOL's Voluntary Fiduciary Correction Program.)	<input checked="" type="checkbox"/>	<input type="checkbox"/>	10
<b>b</b> Were any loans by the plan or fixed income obligations due the plan in default as of the close of the plan year or classified during the year as uncollectible? Disregard participant loans secured by participant's account balance. (Attach Schedule G (Form 5500) Part I if "Yes" is checked.)	<input type="checkbox"/>	<input checked="" type="checkbox"/>	
<b>c</b> Were any leases to which the plan was a party in default or classified during the year as uncollectible? (Attach Schedule G (Form 5500) Part II if "Yes" is checked.)	<input type="checkbox"/>	<input checked="" type="checkbox"/>	
<b>d</b> Were there any nonexempt transactions with any party-in-interest? (Do not include transactions reported on line 4a. Attach Schedule G (Form 5500) Part III if "Yes" is checked.)	<input type="checkbox"/>	<input checked="" type="checkbox"/>	
<b>e</b> Was this plan covered by a fidelity bond?	<input checked="" type="checkbox"/>	<input type="checkbox"/>	1000000
<b>f</b> Did the plan have a loss, whether or not reimbursed by the plan's fidelity bond, that was caused by fraud or dishonesty?	<input type="checkbox"/>	<input checked="" type="checkbox"/>	
<b>g</b> Did the plan hold any assets whose current value was neither readily determinable on an established market nor set by an independent third party appraiser?	<input type="checkbox"/>	<input checked="" type="checkbox"/>	
<b>h</b> Did the plan receive any noncash contributions whose value was neither readily determinable on an established market nor set by an independent third party appraiser?	<input type="checkbox"/>	<input checked="" type="checkbox"/>	
<b>i</b> Did the plan have assets held for investment? (Attach schedule(s) of assets if "Yes" is checked, and see instructions for format requirements.)	<input checked="" type="checkbox"/>	<input type="checkbox"/>	
<b>j</b> Were any plan transactions or series of transactions in excess of 5% of the current value of plan assets? (Attach schedule of transactions if "Yes" is checked and see instructions for format requirements.)	<input type="checkbox"/>	<input checked="" type="checkbox"/>	
<b>k</b> Were all the plan assets either distributed to participants or beneficiaries, transferred to another plan, or brought under the control of the PBGC?	<input type="checkbox"/>	<input checked="" type="checkbox"/>	
<b>l</b> Has the plan failed to provide any benefit when due under the plan?	<input type="checkbox"/>	<input checked="" type="checkbox"/>	
<b>m</b> If this is an individual account plan, was there a blackout period? (See instructions and 29 CFR 2520.101-3.)	<input type="checkbox"/>	<input checked="" type="checkbox"/>	
<b>n</b> If 4m was answered "Yes," check the "Yes" box if you either provided the required notice or one of the exceptions to providing the notice applied under 29 CFR 2520.101-3.	<input type="checkbox"/>	<input checked="" type="checkbox"/>	

**5a** Has a resolution to terminate the plan been adopted during the plan year or any prior plan year?  Yes  No  
If "Yes," enter the amount of any plan assets that reverted to the employer this year \_\_\_\_\_.

**5b** If, during this plan year, any assets or liabilities were transferred from this plan to another plan(s), identify the plan(s) to which assets or liabilities were transferred. (See instructions.)

<b>5b(1)</b> Name of plan(s)	<b>5b(2)</b> EIN(s)	<b>5b(3)</b> PN(s)

**5c** Was the plan a defined benefit plan covered under the PBGC insurance program at any time during this plan year? (See ERISA section 4021 and instructions.) .....  Yes  No  Not determined  
 If "Yes" is checked, enter the My PAA confirmation number from the PBGC premium filing for this plan year \_\_\_\_\_.

<b>SCHEDULE R</b> <b>(Form 5500)</b>  <small>Department of the Treasury Internal Revenue Service</small>  <small>Department of Labor Employee Benefits Security Administration</small>  <small>Pension Benefit Guaranty Corporation</small>	<b>Retirement Plan Information</b>  This schedule is required to be filed under sections 104 and 4065 of the Employee Retirement Income Security Act of 1974 (ERISA) and section 6058(a) of the Internal Revenue Code (the Code).  <b>▶ File as an attachment to Form 5500.</b>	OMB No. 1210-0110  <b>2024</b>  <b>This Form is Open to Public Inspection.</b>
--	---	--

For calendar plan year 2024 or fiscal plan year beginning **01/01/2024** and ending **12/31/2024**

<b>A</b> Name of plan <b>GENESYS RETIREMENT SAVINGS PLAN</b>	<b>B</b> Three-digit plan number (PN) ▶	<b>001</b>
<b>C</b> Plan sponsor's name as shown on line 2a of Form 5500 <b>GENESYS CLOUD SERVICES, INC.</b>	<b>D</b> Employer Identification Number (EIN) <b>94-3120525</b>	

<b>Part I</b>	<b>Distributions</b>
---------------	----------------------

**All references to distributions relate only to payments of benefits during the plan year.**

<b>1</b> Total value of distributions paid in property other than in cash or the forms of property specified in the instructions.....	<b>1</b>	
<b>2</b> Enter the EIN(s) of payor(s) who paid benefits on behalf of the plan to participants or beneficiaries during the year (if more than two, enter EINs of the two payors who paid the greatest dollar amounts of benefits): EIN(s): <u>04-6568107</u>		
<b>Profit-sharing plans, ESOPs, and stock bonus plans, skip line 3.</b>		
<b>3</b> Number of participants (living or deceased) whose benefits were distributed in a single sum, during the plan year .....	<b>3</b>	

<b>Part II</b>	<b>Funding Information</b> (If the plan is not subject to the minimum funding requirements of section 412 of the Internal Revenue Code or ERISA section 302, skip this Part.)
----------------	---

<b>4</b> Is the plan administrator making an election under Code section 412(d)(2) or ERISA section 302(d)(2)? .....	<input type="checkbox"/> Yes	<input type="checkbox"/> No	<input type="checkbox"/> N/A
<b>If the plan is a defined benefit plan, go to line 8.</b>			
<b>5</b> If a waiver of the minimum funding standard for a prior year is being amortized in this plan year, see instructions and enter the date of the ruling letter granting the waiver. <b>Date:</b> Month _____ Day _____ Year _____ <b>If you completed line 5, complete lines 3, 9, and 10 of Schedule MB and do not complete the remainder of this schedule.</b>			
<b>6 a</b> Enter the minimum required contribution for this plan year (include any prior year accumulated funding deficiency not waived) .....	<b>6a</b>		
<b>b</b> Enter the amount contributed by the employer to the plan for this plan year .....	<b>6b</b>		
<b>c</b> Subtract the amount in line 6b from the amount in line 6a. Enter the result (enter a minus sign to the left of a negative amount).....	<b>6c</b>		
<b>If you completed line 6c, skip lines 8 and 9.</b>			
<b>7</b> Will the minimum funding amount reported on line 6c be met by the funding deadline?.....	<input type="checkbox"/> Yes	<input type="checkbox"/> No	<input type="checkbox"/> N/A
<b>8</b> If a change in actuarial cost method was made for this plan year pursuant to a revenue procedure or other authority providing automatic approval for the change or a class ruling letter, does the plan sponsor or plan administrator agree with the change? .....	<input type="checkbox"/> Yes	<input type="checkbox"/> No	<input type="checkbox"/> N/A

<b>Part III</b>	<b>Amendments</b>
-----------------	-------------------

<b>9</b> If this is a defined benefit pension plan, were any amendments adopted during this plan year that increased or decreased the value of benefits? If yes, check the appropriate box. If no, check the "No" box.....	<input type="checkbox"/> Increase	<input type="checkbox"/> Decrease	<input type="checkbox"/> Both	<input type="checkbox"/> No
--	-----------------------------------	-----------------------------------	-------------------------------	-----------------------------

<b>Part IV</b>	<b>ESOPs</b> (see instructions). If this is not a plan described under section 409(a) or 4975(e)(7) of the Internal Revenue Code, skip this Part.
----------------	---

<b>10</b> Were unallocated employer securities or proceeds from the sale of unallocated securities used to repay any exempt loan? .....	<input type="checkbox"/> Yes	<input type="checkbox"/> No
<b>11 a</b> Does the ESOP hold any preferred stock? .....	<input type="checkbox"/> Yes	<input type="checkbox"/> No
<b>b</b> If the ESOP has an outstanding exempt loan with the employer as lender, is such loan part of a "back-to-back" loan? (See instructions for definition of "back-to-back" loan.) .....	<input type="checkbox"/> Yes	<input type="checkbox"/> No
<b>12</b> Does the ESOP hold any stock that is not readily tradable on an established securities market? .....	<input type="checkbox"/> Yes	<input type="checkbox"/> No

**Part V Additional Information for Multiemployer Defined Benefit Pension Plans**

**13** Enter the following information for each employer that (1) contributed more than 5% of total contributions to the plan during the plan year or (2) was one of the top-ten highest contributors (measured in dollars). See instructions. Complete as many entries as needed to report all applicable employers.

**a** Name of contributing employer \_\_\_\_\_

**b** EIN \_\_\_\_\_ **c** Dollar amount contributed by employer \_\_\_\_\_

**d** Date collective bargaining agreement expires (If employer contributes under more than one collective bargaining agreement, check box  and see instructions regarding required attachment. Otherwise, enter the applicable date.) Month \_\_\_\_\_ Day \_\_\_\_\_ Year \_\_\_\_\_

**e** Contribution rate information (If more than one rate applies, check this box  and see instructions regarding required attachment. Otherwise, complete lines 13e(1) and 13e(2).)

(1) Contribution rate (in dollars and cents) \_\_\_\_\_

(2) Base unit measure:  Hourly  Weekly  Unit of production  Other (specify): \_\_\_\_\_

**a** Name of contributing employer \_\_\_\_\_

**b** EIN \_\_\_\_\_ **c** Dollar amount contributed by employer \_\_\_\_\_

**d** Date collective bargaining agreement expires (If employer contributes under more than one collective bargaining agreement, check box  and see instructions regarding required attachment. Otherwise, enter the applicable date.) Month \_\_\_\_\_ Day \_\_\_\_\_ Year \_\_\_\_\_

**e** Contribution rate information (If more than one rate applies, check this box  and see instructions regarding required attachment. Otherwise, complete lines 13e(1) and 13e(2).)

(1) Contribution rate (in dollars and cents) \_\_\_\_\_

(2) Base unit measure:  Hourly  Weekly  Unit of production  Other (specify): \_\_\_\_\_

**a** Name of contributing employer \_\_\_\_\_

**b** EIN \_\_\_\_\_ **c** Dollar amount contributed by employer \_\_\_\_\_

**d** Date collective bargaining agreement expires (If employer contributes under more than one collective bargaining agreement, check box  and see instructions regarding required attachment. Otherwise, enter the applicable date.) Month \_\_\_\_\_ Day \_\_\_\_\_ Year \_\_\_\_\_

**e** Contribution rate information (If more than one rate applies, check this box  and see instructions regarding required attachment. Otherwise, complete lines 13e(1) and 13e(2).)

(1) Contribution rate (in dollars and cents) \_\_\_\_\_

(2) Base unit measure:  Hourly  Weekly  Unit of production  Other (specify): \_\_\_\_\_

**a** Name of contributing employer \_\_\_\_\_

**b** EIN \_\_\_\_\_ **c** Dollar amount contributed by employer \_\_\_\_\_

**d** Date collective bargaining agreement expires (If employer contributes under more than one collective bargaining agreement, check box  and see instructions regarding required attachment. Otherwise, enter the applicable date.) Month \_\_\_\_\_ Day \_\_\_\_\_ Year \_\_\_\_\_

**e** Contribution rate information (If more than one rate applies, check this box  and see instructions regarding required attachment. Otherwise, complete lines 13e(1) and 13e(2).)

(1) Contribution rate (in dollars and cents) \_\_\_\_\_

(2) Base unit measure:  Hourly  Weekly  Unit of production  Other (specify): \_\_\_\_\_

**a** Name of contributing employer \_\_\_\_\_

**b** EIN \_\_\_\_\_ **c** Dollar amount contributed by employer \_\_\_\_\_

**d** Date collective bargaining agreement expires (If employer contributes under more than one collective bargaining agreement, check box  and see instructions regarding required attachment. Otherwise, enter the applicable date.) Month \_\_\_\_\_ Day \_\_\_\_\_ Year \_\_\_\_\_

**e** Contribution rate information (If more than one rate applies, check this box  and see instructions regarding required attachment. Otherwise, complete lines 13e(1) and 13e(2).)

(1) Contribution rate (in dollars and cents) \_\_\_\_\_

(2) Base unit measure:  Hourly  Weekly  Unit of production  Other (specify): \_\_\_\_\_

**a** Name of contributing employer \_\_\_\_\_

**b** EIN \_\_\_\_\_ **c** Dollar amount contributed by employer \_\_\_\_\_

**d** Date collective bargaining agreement expires (If employer contributes under more than one collective bargaining agreement, check box  and see instructions regarding required attachment. Otherwise, enter the applicable date.) Month \_\_\_\_\_ Day \_\_\_\_\_ Year \_\_\_\_\_

**e** Contribution rate information (If more than one rate applies, check this box  and see instructions regarding required attachment. Otherwise, complete lines 13e(1) and 13e(2).)

(1) Contribution rate (in dollars and cents) \_\_\_\_\_

(2) Base unit measure:  Hourly  Weekly  Unit of production  Other (specify): \_\_\_\_\_

**14** Enter the number of deferred vested and retired participants (inactive participants), as of the beginning of the plan year, whose contributing employer is no longer making contributions to the plan for:

<b>a</b> The current plan year. Check the box to indicate the counting method used to determine the number of inactive participants: <input type="checkbox"/> last contributing employer <input type="checkbox"/> alternative <input type="checkbox"/> reasonable approximation (see instructions for required attachment).....	<b>14a</b>	
<b>b</b> The plan year immediately preceding the current plan year. <input type="checkbox"/> Check the box if the number reported is a change from what was previously reported (see instructions for required attachment).....	<b>14b</b>	
<b>c</b> The second preceding plan year. <input type="checkbox"/> Check the box if the number reported is a change from what was previously reported (see instructions for required attachment).....	<b>14c</b>	

**15** Enter the ratio of the number of participants under the plan on whose behalf no employer had an obligation to make an employer contribution during the current plan year to:

<b>a</b> The corresponding number for the plan year immediately preceding the current plan year .....	<b>15a</b>	
<b>b</b> The corresponding number for the second preceding plan year .....	<b>15b</b>	

**16** Information with respect to any employers who withdrew from the plan during the preceding plan year:

<b>a</b> Enter the number of employers who withdrew during the preceding plan year .....	<b>16a</b>	
<b>b</b> If line 16a is greater than 0, enter the aggregate amount of withdrawal liability assessed or estimated to be assessed against such withdrawn employers.....	<b>16b</b>	

**17** If assets and liabilities from another plan have been transferred to or merged with this plan during the plan year, check box and see instructions regarding supplemental information to be included as an attachment .....

**Part VI Additional Information for Single-Employer and Multiemployer Defined Benefit Pension Plans**

**18** If any liabilities to participants or their beneficiaries under the plan as of the end of the plan year consist (in whole or in part) of liabilities to such participants and beneficiaries under two or more pension plans as of immediately before such plan year, check box and see instructions regarding supplemental information to be included as an attachment .....

**19** If the total number of participants is 1,000 or more, complete lines (a) and (b):

**a** Enter the percentage of plan assets held as:  
 Public Equity: \_\_\_\_\_% Private Equity: \_\_\_\_\_% Investment-Grade Debt and Interest Rate Hedging Assets: \_\_\_\_\_%  
 High-Yield Debt: \_\_\_\_\_% Real Assets: \_\_\_\_\_% Cash or Cash Equivalents: \_\_\_\_\_% Other: \_\_\_\_\_%

**b** Provide the average duration of the Investment-Grade Debt and Interest Rate Hedging Assets:  
 0-5 years  5-10 years  10-15 years  15 years or more

**20 PBGC missed contribution reporting requirements.** If this is a multiemployer plan or a single-employer plan that is not covered by PBGC, skip line 20.

**a** Is the amount of unpaid minimum required contributions for all years from Schedule SB (Form 5500) line 40 greater than zero?  Yes  No

**b** If line 20a is "Yes," has PBGC been notified as required by ERISA sections 4043(c)(5) and/or 303(k)(4)? Check the applicable box:  
 Yes.  
 No. Reporting was waived under 29 CFR 4043.25(c)(2) because contributions equal to or exceeding the unpaid minimum required contribution were made by the 30th day after the due date.  
 No. The 30-day period referenced in 29 CFR 4043.25(c)(2) has not yet ended, and the sponsor intends to make a contribution equal to or exceeding the unpaid minimum required contribution by the 30th day after the due date.  
 No. Other. Provide explanation: \_\_\_\_\_

**Part VII IRS Compliance Questions**

**21a** Does the plan satisfy the coverage and nondiscrimination tests of Code sections 410(b) and 401(a)(4) by combining this plan with any other plans under the permissive aggregation rules?  Yes  No

**21b** If this is a Code section 401(k) plan, check all boxes that apply to indicate how the plan is intended to satisfy the nondiscrimination requirements for employee deferrals and employer matching contributions (as applicable) under Code sections 401(k)(3) and 401(m)(2).  
 Design-based safe harbor method  
 "Prior year" ADP test  
 "Current year" ADP test  
 N/A

**22** If the plan sponsor is an adopter of a pre-approved plan that received a favorable IRS Opinion Letter, enter the date of the Opinion Letter 06 / 30 / 2020 (MM/DD/YYYY) and the Opinion Letter serial number Q702438A.




# **Genesys Retirement Savings Plan**

**EIN 94-3120525    PN 001**

**Independent Auditor's Report, Financial Statements,  
and Supplemental Schedules**

December 31, 2024 and 2023



**Genesys Retirement Savings Plan  
Contents  
December 31, 2024 and 2023**

---

**Independent Auditor’s Report** ..... 1

**Financial Statements**

    Statements of Net Assets Available for Benefits..... 5

    Statements of Changes in Net Assets Available for Benefits ..... 6

    Notes to Financial Statements ..... 7

**Supplemental Schedules**

    Schedule H, Line 4a - Schedule of Delinquent Participant Contributions..... 14

    Schedule H, Line 4i - Schedule of Assets (Held at End of Year) as of December 31, 2024 ..... 15

## Independent Auditor's Report

Plan Administrator and Plan Management  
Genesys Retirement Savings Plan  
Menlo Park, California

### ***Scope and Nature of the ERISA Section 103(a)(3)(C) Audit***

We have performed audits of the financial statements of Genesys Retirement Savings Plan, an employee benefit plan subject to the *Employee Retirement Income Security Act of 1974* (ERISA), as permitted by ERISA Section 103(a)(3)(C) (ERISA Section 103(a)(3)(C) audit). The financial statements comprise the statements of net assets available for benefits as of December 31, 2024 and 2023, and the related statements of changes in net assets available for benefits for the years then ended, and the related notes to the financial statements.

Management, having determined it is permissible in the circumstances, has elected to have the audits of Genesys Retirement Savings Plan's financial statements performed in accordance with ERISA Section 103(a)(3)(C) pursuant to 29 CFR 2520.103-8 of the Department of Labor's Rules and Regulations for Reporting and Disclosure under ERISA. As permitted by ERISA Section 103(a)(3)(C), our audits need not extend to any statements or information related to assets held for investment of the plan (investment information) by a bank or similar institution or insurance carrier that is regulated, supervised, and subject to periodic examination by a state or federal agency, provided that the statements or information regarding assets so held are prepared and certified to by the bank or similar institution or insurance carrier in accordance with 29 CFR 2520.103-5 of the Department of Labor's Rules and Regulations for Reporting and Disclosure under ERISA (qualified institution).

Management has obtained certifications from a qualified institution as of December 31, 2024 and 2023, and for the years then ended, stating that the certified investment information, as described in Note 3 to the financial statements, is complete and accurate.

### ***Opinion***

In our opinion, based on our audits and on the procedures performed as described in the Auditor's Responsibilities for the Audit of the Financial Statements section:

- The amounts and disclosures in the accompanying financial statements, other than those agreed to or derived from the certified investment information, are presented fairly, in all material respects, in accordance with accounting principles generally accepted in the United States of America.
- The information in the accompanying financial statements related to assets held by and certified to by a qualified institution agrees to, or is derived from, in all material respects, the information prepared and certified by an institution that management determined meets the requirements of ERISA Section 103(a)(3)(C).

### ***Basis for Opinion***

We conducted our audits in accordance with auditing standards generally accepted in the United States of America (GAAS). Our responsibilities under those standards are further described in the Auditor's Responsibilities for the Audit of the Financial Statements section of our report. We are required to be independent of Genesys Retirement Savings Plan and to meet our other ethical responsibilities, in accordance with the relevant ethical requirements relating to our audits. We believe that the audit evidence we have obtained is sufficient and appropriate to provide a basis for our ERISA Section 103(a)(3)(C) audit opinion.

### ***Responsibilities of Management for the Financial Statements***

Management is responsible for the preparation and fair presentation of the financial statements in accordance with accounting principles generally accepted in the United States of America, and for the design, implementation, and maintenance of internal control relevant to the preparation and fair presentation of financial statements that are free from material misstatement, whether due to fraud or error. Management's election of the ERISA Section 103(a)(3)(C) audit does not affect management's responsibility for the financial statements.

In preparing the financial statements, management is required to evaluate whether there are conditions or events, considered in the aggregate, that raise substantial doubt about Genesys Retirement Savings Plan's ability to continue as a going concern within one year after the date that these financial statements are available to be issued.

Management is also responsible for maintaining a current plan instrument, including all plan amendments, administering the plan, and determining that the plan's transactions that are presented and disclosed in the financial statements are in conformity with the plan's provisions, including maintaining sufficient records with respect to each of the participants, to determine the benefits due or which may become due to such participants.

### ***Auditor's Responsibilities for the Audit of the Financial Statements***

Except as described in the Scope and Nature of the ERISA Section 103(a)(3)(C) Audit section of our report, our objectives are to obtain reasonable assurance about whether the financial statements as a whole are free from material misstatement, whether due to fraud or error, and to issue an auditor's report that includes our opinion. Reasonable assurance is a high level of assurance but is not absolute assurance and therefore is not a guarantee that an audit conducted in accordance with GAAS will always detect a material misstatement when it exists. The risk of not detecting a material misstatement resulting from fraud is higher than for one resulting from error, as fraud may involve collusion, forgery, intentional omissions, misrepresentations, or the override of internal control. Misstatements are considered material if, there is a substantial likelihood that, individually or in the aggregate, they would influence the judgment made by a reasonable user based on the financial statements.

In performing an audit in accordance with GAAS, we:

- Exercise professional judgment and maintain professional skepticism throughout the audit.
- Identify and assess the risks of material misstatement of the financial statements, whether due to fraud or error, and design and perform audit procedures responsive to those risks. Such procedures include examining, on a test basis, evidence regarding the amounts and disclosures in the financial statements.
- Obtain an understanding of internal control relevant to the audit in order to design audit procedures that are appropriate in the circumstances, but not for the purpose of expressing an opinion on the effectiveness of Genesys Retirement Savings Plan's internal control. Accordingly, no such opinion is expressed.
- Evaluate the appropriateness of accounting policies used and the reasonableness of significant accounting estimates made by management, as well as evaluate the overall presentation of the financial statements.
- Conclude whether, in our judgment, there are conditions or events, considered in the aggregate, that raise substantial doubt about Genesys Retirement Savings Plan's ability to continue as a going concern for a reasonable period of time.

Our audits did not extend to the certified investment information, except for obtaining and reading the certification, comparing the certified investment information with the related information presented and disclosed in the financial statements, and reading the disclosures relating to the certified investment information to assess whether they are in accordance with the presentation and disclosure requirements of accounting principles generally accepted in the United States of America.

Accordingly, the objective of an ERISA Section 103(a)(3)(C) audit is not to express an opinion about whether the financial statements as a whole are presented fairly, in all material respects, in accordance with accounting principles generally accepted in the United States of America.

We are required to communicate with those charged with governance regarding, among other matters, the planned scope and timing of the audit, significant audit findings, and certain internal control-related matters that we identified during the audit.

### ***Other Matter – Supplemental Schedules Required by ERISA***

The supplemental schedules listed in the table of contents are presented for purposes of additional analysis and are not a required part of the financial statements but are supplementary information required by the Department of Labor's Rules and Regulations for Reporting and Disclosure under ERISA. Such information is the responsibility of management and was derived from and relates directly to the underlying accounting and other records used to prepare the financial statements. The information included in the supplemental schedules, other than that agreed to or derived from the certified investment information, has been subjected to auditing procedures applied in the audits of the financial statements and certain additional procedures, including comparing and reconciling such information directly to the underlying accounting and other records used to prepare the financial statements or to the financial statements themselves, and other additional procedures in accordance with GAAS. For information included in the supplemental schedules that agreed to or is derived from the certified investment information, we compared such information to the related certified investment information.

In forming our opinion on the supplemental schedules, we evaluated whether the supplemental schedules, other than the information agreed to or derived from the certified investment information, including their form and content, are presented in conformity with the Department of Labor's Rules and Regulations for Reporting and Disclosure under ERISA.

In our opinion:

- The form and content of the supplemental schedules, other than the information in the supplemental schedules that agreed to or is derived from the certified investment information, are presented, in all material respects, in conformity with the Department of Labor's Rules and Regulations for Reporting and Disclosure under ERISA.
- The information in the supplemental schedules related to assets held by and certified to by a qualified institution agrees to, or is derived from, in all material respects, the information prepared and certified by an institution that management determined meets the requirements of ERISA Section 103(a)(3)(C).

**Forvis Mazars, LLP**

**Indianapolis, Indiana  
August 28, 2025**

Federal Employer Identification Number: 44-0160260

**Genesys Retirement Savings Plan  
Statements of Net Assets Available for Benefits  
December 31, 2024 and 2023**

---

	<u>2024</u>	<u>2023</u>
<b>Assets</b>		
<b>Investments</b> , at fair value	\$ 669,840,092	\$ 584,169,130
<b>Notes Receivable From Participants</b>	<u>3,624,544</u>	<u>3,706,578</u>
<b>Net Assets Available for Benefits</b>	<u>\$ 673,464,636</u>	<u>\$ 587,875,708</u>

**Genesys Retirement Savings Plan**  
**Statements of Changes in Net Assets Available for Benefits**  
**Years Ended December 31, 2024 and 2023**

	<u>2024</u>	<u>2023</u>
<b>Additions</b>		
<b>Investment Income</b>		
Net appreciation in fair value of investments	\$ 89,775,935	\$ 85,634,496
Interest and dividends	8,487,143	13,330,029
Net investment income	<u>98,263,078</u>	<u>98,964,525</u>
<b>Interest Income on Notes Receivable From Participants</b>	<u>316,389</u>	<u>236,998</u>
<b>Contributions</b>		
Participants	41,544,925	37,471,505
Employer	8,920,854	8,792,631
Rollovers	<u>8,578,354</u>	<u>9,797,902</u>
	<u>59,044,133</u>	<u>56,062,038</u>
Total additions	<u>157,623,600</u>	<u>155,263,561</u>
<b>Deductions</b>		
Benefits paid to participants	71,670,875	61,690,616
Administrative expenses, net	<u>363,797</u>	<u>449,486</u>
Total deductions	<u>72,034,672</u>	<u>62,140,102</u>
<b>Net Increase</b>	85,588,928	93,123,459
<b>Net Assets Available for Benefits, Beginning of Year</b>	<u>587,875,708</u>	<u>494,752,249</u>
<b>Net Assets Available for Benefits, End of Year</b>	<u>\$ 673,464,636</u>	<u>\$ 587,875,708</u>

## **Note 1. Description of the Plan**

The following description of Genesys Retirement Savings Plan (Plan) provides only general information. Participants should refer to the Plan Document and *Summary Plan Description* for a more complete description of the Plan's provisions, which are available from the Plan Administrator.

### **General**

The Plan is a defined-contribution plan sponsored by Genesys Cloud Services, Inc. (Company) for the benefit of its employees who are age 19 or older. The Plan is subject to the provisions of the *Employee Retirement Income Security Act of 1974* (ERISA). Fidelity Management Trust Company (Fidelity) is the trustee of the Plan. Fidelity is also the custodian of the self-directed brokerage accounts.

During 2016, the Company acquired Interactive Intelligence Group, Inc. and those employees became participants of the Plan effective January 1, 2017. All assets from the Interactive Intelligence Group, Inc. 401(k) Savings Plan (ININ 401(k) Plan) transferred to the Plan in February 2018.

During 2021, the Company acquired Pointillist and those employees became participants of the Plan effective January 3, 2022. All assets from the Altisource Employee's Savings Plan (Pointillist) transferred to the Plan in June 2022.

### **Contributions**

The Plan permits eligible employees through a salary deferral election to make annual pre-tax contributions of up to 60% of eligible compensation. Participants may designate some or all of their deferral contributions as Roth deferral contributions. Participants are allowed to make voluntary after-tax contributions in an amount of not less than 1% of the participant's compensation up to 35% of eligible compensation. Rollover contributions are also permitted. Participants who have attained age 50 before the end of the Plan year are eligible to make catch-up contributions. The Plan provides for matching contributions of 50% of employees' salary deferral amounts not to exceed \$4,000 in a Plan year, calculated each Plan year. After-tax contributions are not matched. Contributions are subject to certain limitations.

### **Participant Investment Account Options**

Investment account options available include various mutual funds as well as self-directed brokerage accounts. Each participant has the option of directing their contributions into any of the funds and may change the allocation daily.

### **Participant Accounts**

Each participant's account is credited with the participant's contribution, the Company's contributions and Plan earnings and is charged with an allocation of administrative expenses. Allocations are based on participant earnings or account balances, as defined. The benefit to which a participant is entitled is the benefit that can be provided from the participant's vested account.

### **Vesting**

Participants are immediately vested in their voluntary contributions plus earnings thereon. Vesting in the Company's contribution portion of their accounts, plus earnings thereon, is based on years of continuous service. A participant is fully vested after one year of continuous service.

**Genesys Retirement Savings Plan  
Notes to Financial Statements  
December 31, 2024 and 2023**

---

Effective February 1, 2018, the employer matching contribution balances transferred from the ININ 401(k) Plan are 100% vested after four years of continuous service. Participants receive 25% of vested balance each year up to year four. Other employer contribution balances transferred from the ININ 401(k) Plan are 100% vested. The nonvested balance is forfeited upon termination of service. Forfeitures are used first to pay administrative expenses, then to reduce Company contributions.

***Payment of Benefits***

Upon termination of service, a participant may elect to receive a lump-sum amount equal to the vested value of their account or roll the balance over into another qualified plan. Withdrawals other than for termination, such as hardship and age 59 1/2 withdrawals, are permitted under certain circumstances provided by the Plan.

***Forfeited Accounts***

At December 31, 2024 and 2023, forfeited nonvested accounts totaled approximately \$28,100 and \$192,300, respectively. During 2024 and 2023, the Company used approximately \$28,900 and \$132,600, respectively, of forfeitures to pay Plan expenses. During 2024 and 2023, approximately \$302,000 and \$0, respectively, of forfeitures were used to offset Company contributions.

***Notes Receivable From Participants***

The Plan Document includes provisions authorizing loans from the Plan to active eligible participants. The minimum amount of a loan shall be \$1,000. The maximum amount of a participant's loan is determined by the available loan balance restricted to the lesser of \$50,000 or 50% of the participant's vested account balance. A participant may have no more than one loan outstanding at any one time. All loans are covered by demand notes and are repayable over a period not to exceed five years (except for loans for the purchase of a principal residence) through payroll withholdings unless the participant is paying the loan in full. Interest on the loans is based on local prevailing market rates.

Notes receivable from participants are reported at the amortized principal balance plus accrued but unpaid interest. Delinquent participant loans are reclassified as distributions based upon the terms of the Plan Document.

***Plan Termination***

Although it has not expressed an intention to do so, the Company has the right under the Plan to discontinue its contributions at any time and to terminate the Plan, subject to the provisions of ERISA. In the event of Plan termination, participants will become 100% vested in their accounts.

***Reconciliation of Financial Statements to Form 5500***

Differences between the Annual Return/Report of Employee Benefit Plan (Form 5500) filed with the Internal Revenue Service and the accompanying financial statements is the Fidelity Managed Income Portfolio Class II common collective trust in Form 5500 has not adopted ASU 2015-12 and the Form 5500 reflects an adjustment to the fair value of that investment of approximately \$626,000 and \$753,000 as of December 31, 2024 and 2023, respectively. The Form 5500 also reflects a timing difference within the self-directed accounts of approximately \$5,200 at December 31, 2024.

## **Note 2. Summary of Significant Accounting Policies**

### ***Basis of Accounting***

The accompanying financial statements are prepared on the accrual basis of accounting.

### ***Use of Estimates***

The preparation of financial statements in conformity with accounting principles generally accepted in the United States of America requires management to make estimates and assumptions that affect the reported amounts of net assets and changes in net assets and disclosure of contingent assets and liabilities at the date of the financial statements. Actual results could differ from those estimates.

### ***Valuation of Investments and Income Recognition***

Investments are reported at fair value. Quoted market prices, if available, are used to value investments. Mutual funds and the money market fund are valued at the net asset value (NAV) of shares held by the Plan at year end. The majority of the self-directed brokerage account assets are mutual funds, money market funds and common stocks. Common stocks are valued at the closing price reported on the active market on which the individual securities are traded. Corporate bonds held by the self-directed accounts are valued on the basis of yields currently available on comparable securities of issuers with similar credit ratings.

Common collective trusts are valued at the NAV of units for each trust. The NAV, as provided by the Trustee, is used as a practical expedient to estimate fair value. The NAV is based on the fair value of the underlying investments held by the fund less its liabilities. This practical expedient is not used when it is determined to be probable that the fund will sell the investment for an amount different than the reported NAV. Participant transactions (purchased and sales) may occur daily with no redemption restrictions and there are no unfunded commitments.

Purchases and sales of securities are recorded on a trade-date basis. Interest income is recorded on the accrual basis. Dividends are recorded on the ex-dividend date. Net appreciation in the fair value of investments includes the Plan's gains and losses on investments bought and sold as well as held during the year.

### ***Plan Tax Status***

The Plan operates under a non-standardized adoption agreement in connection with a prototype retirement plan and trust/custodial document sponsored by FMR, LLC. The Plan has not been submitted to the Internal Revenue Service (IRS) for an individual determination letter as the prototype document has a favorable opinion letter from the IRS. The Plan has been amended since the prototype has received its determination letter. However, the Plan Administrator believes that the Plan is currently designed and being operated in compliance with the applicable requirements of the Internal Revenue Code and that the Plan was qualified and the related trust was tax-exempt as of the financial statement date.

### ***Payment of Benefits***

Benefit payments to participants are recorded upon distribution.

### ***Administrative Expenses***

Administrative expenses may be paid by the Company or the Plan, at the Company's discretion.

**Genesys Retirement Savings Plan  
Notes to Financial Statements  
December 31, 2024 and 2023**

---

**Note 3. Certification of Plan Trustee**

The Plan Administrator has elected the method of annual reporting compliance permitted by ERISA Section 103(a)(3)(c) pursuant to 29 CFR 2520.103-8 of the Department of Labor's Rules and Regulations for Reporting and Disclosure under ERISA. Accordingly, Fidelity, a qualified institution, has certified the following information included in the accompanying financial statements and ERISA-required supplemental schedule is complete and accurate:

- Investments and notes receivable from participants as shown in the statements of net assets available for benefits and related disclosures as of December 31, 2024 and 2023
- Investment income and interest income from notes receivable from participants as shown in the statements of changes in net assets available for benefits for the years ended December 31, 2024 and 2023
- Investment information included in the accompanying schedule of assets (held at year end) as of December 31, 2024

The Plan's independent auditors did not perform auditing procedures with respect to this certified investment information, except for comparing such certified investment information to the related investment information included in the financial statements and ERISA-required supplemental schedule.

**Note 4. Disclosures About Fair Value of Plan Assets**

Fair value is the price that would be received to sell an asset or paid to transfer a liability in an orderly transaction between market participants at the measurement date. Fair value measurements must maximize the use of observable inputs and minimize the use of unobservable inputs. There is a hierarchy of three levels of inputs that may be used to measure fair value:

- Level 1** Quoted prices in active markets for identical assets or liabilities
- Level 2** Observable inputs other than Level 1 prices, such as quoted prices for similar assets or liabilities; quoted prices in markets that are not active; or other inputs that are observable or can be corroborated by observable market data for substantially the full term of the assets or liabilities
- Level 3** Unobservable inputs supported by little or no market activity and are significant to the fair value of the assets or liabilities

**Genesys Retirement Savings Plan**  
**Notes to Financial Statements**  
**December 31, 2024 and 2023**

***Recurring Measurements***

The following tables present the fair value measurements of assets recognized in the accompanying statements of net assets available for benefits measured at fair value on a recurring basis and the level within the fair value hierarchy in which the fair value measurements fall at December 31, 2024 and 2023:

	Fair Value	2024 Fair Value Measurements Using		
		Quoted Prices in Active Markets for Identical Assets (Level 1)	Significant Other Observable Inputs (Level 2)	Significant Unobservable Inputs (Level 3)
Mutual funds	\$ 196,133,285	\$ 196,133,285	\$ -	\$ -
Money market fund	10,617,861	10,617,861	-	-
Self-directed brokerage accounts	41,778,787	41,753,875	24,912	-
Total assets in the fair value hierarchy	248,529,933	<u>\$ 248,505,021</u>	<u>\$ 24,912</u>	<u>\$ -</u>
Investments measured at net asset value (A)	421,310,159			
Investments at fair value	<u>\$ 669,840,092</u>			

	Fair Value	2023 Fair Value Measurements Using		
		Quoted Prices in Active Markets for Identical Assets (Level 1)	Significant Other Observable Inputs (Level 2)	Significant Unobservable Inputs (Level 3)
Mutual funds	\$ 511,503,395	\$ 511,503,395	\$ -	\$ -
Money market fund	11,253,696	11,253,696	-	-
Self-directed brokerage accounts	30,114,481	29,962,861	151,620	-
Total assets in the fair value hierarchy	552,871,572	<u>\$ 552,719,952</u>	<u>\$ 151,620</u>	<u>\$ -</u>
Investments measured at net asset value (A)	31,297,558			
Investments at fair value	<u>\$ 584,169,130</u>			

(A) In accordance with Subtopic 820-10, certain investments that were measured at net asset value per share (or its equivalent) have not been classified in the fair value hierarchy. The fair value amounts presented in this table are intended to permit reconciliation of the fair value hierarchy to the line items presented in the statements of net assets available for benefits.

**Genesys Retirement Savings Plan  
Notes to Financial Statements  
December 31, 2024 and 2023**

---

Following is a description of the valuation methodologies and inputs used for assets measured at fair value on a recurring basis and recognized in the accompanying statements of net assets available for benefits, as well as the general classification of such assets pursuant to the valuation hierarchy. There have been no significant changes in the valuation techniques during the year ended December 31, 2024. The Plan had no liabilities measured at fair value on a recurring basis. In addition, the Plan had no assets or liabilities measured at fair value on a nonrecurring basis.

***Investments***

Where quoted market prices are available in an active market, securities are classified within Level 1 of the valuation hierarchy. Level 1 securities include mutual funds, common stocks and a money market fund. If quoted market prices are not available, then fair values are estimated by using pricing models, quoted prices of securities with similar characteristics or discounted cash flows. Level 2 securities include certificates of deposit held by the self-directed brokerage account. In certain cases where Level 1 or Level 2 inputs are not available, securities are classified within Level 3 of the hierarchy. There are no Level 3 securities held by the Plan.

**Note 5. Party-in-Interest Transactions**

Party-in-interest transactions include those with fiduciaries or employees of the Plan, any person who provides services to the Plan, an employer whose employees are covered by the Plan, an employee organization whose members are covered by the Plan, a person who owns 50 percent or more of such an employer or employee association, or relatives of such persons.

The Plan invests in certain funds of Fidelity. The Plan paid \$541,584 and \$571,159 of administrative and trustees fees to Fidelity during 2024 and 2023, respectively. The Plan paid fees of \$105,000 to Morgan Stanley, the Plan's investment advisor during 2024. The Plan paid fees of \$117,323 to Beacon Pointe Advisors, LLC, the Plan's investment advisor through September 2023, during 2023. The Plan paid \$20,050 and \$16,207 for other professional fees during 2024 and 2023, respectively.

The Plan receives revenue credits from Fidelity based on certain investments held and terms of the agreement. The revenue credit account had a balance of approximately \$22,000 and \$65,500 at December 31, 2024 and 2023, respectively. This account can be used by the Company to pay Plan expenses or allocated to participant accounts. \$302,837 and \$255,203 of credits received, during 2024 and 2023, respectively, were used to pay administrative expenses. These revenue credits are reflected in the "administrative expenses" line item on the statements of changes in net assets available for benefits.

The Company provides certain administrative services at no cost to the Plan.

**Note 6. Risks and Uncertainties**

The Plan invests in various investment securities. Investment securities are exposed to various risks such as interest rate, market and credit risks. Due to the level of risk associated with certain investment securities, it is at least reasonably possible that changes in the values of investment securities will occur in the near term and that such changes could materially affect the participants' account balances and the amounts reported in the statements of net assets available for benefits.

**Genesys Retirement Savings Plan  
Notes to Financial Statements  
December 31, 2024 and 2023**

---

**Note 7. Nonexempt Transactions**

Defined contribution plans are required to remit employee contributions to the Plan as soon as they can be reasonably segregated from the employer's general assets. While the Company remitted all employee contributions to the Plan, contributions of \$10 were not remitted within the required time period for the year ended December 31, 2024.

**Note 8. Subsequent Events**

Subsequent events have been evaluated August 28, 2025, which is the date the financial statements were available to be issued.

## ***Supplemental Schedules***

**Genesys Retirement Savings Plan**  
**EIN 94-3120525 PN 001**  
**Schedule H, Line 4a - Schedule of Delinquent Participant Contributions**  
**December 31, 2024**

<u>Identity</u>	<u>Relationship</u>	<u>Description</u>	<u>Participant Contributions Transferred Late to Plan</u>	<u>Total That Constitute Nonexempt Prohibited Transactions</u>
Genesys Cloud Services, Inc.	Employer and Sponsor	Participant contributions from July 2, 2024 pay date were not remitted to the Plan until October 25, 2024 outside of required DOL requirements	\$ 10	\$ -

**Genesys Retirement Savings Plan**  
**EIN 94-3120525 PN 001**  
**Schedule H, Line 4i - Schedule of Assets (Held at End of Year)**  
**December 31, 2024**

(a)(b) Identity of Issuer, Borrower, Lessor or Similar Party	(c) Description of Investment Including Maturity Date, Rate of Interest, Collateral, Par or Maturity Value	(e) Current Value
<b>Mutual Funds</b>		
Columbia Dividend Income Fund	451,045 shares	\$ 14,888,986
Carillon Eagle Mid Cap Growth Fund	158,640 shares	12,197,834
JPMorgan Large Cap Growth Fund R6	1,405,301 shares	117,679,873
Cohen & Steers Real Estate Securities Fund Class A	15,356 shares	246,469
FullerThaler Behavioral Small-Cap Equity Fund R6	328,940 shares	14,795,710
BrandywineGLOBAL High Yield Fund Class A	41,278 shares	425,160
Victory Sycamore Established Value Fund	379,018 shares	17,415,898
*Fidelity Investment Grade Bond Fund	2,610,643 shares	18,483,355
		196,133,285
<b>Common Collective Trust Funds</b>		
*Fidelity Managed Income Portfolio Class II	2.72%	9,788,613
T. Rowe Price Retirement 2065 Fund	229,990 shares	3,459,055
T. Rowe Price Retirement 2005 Fund	1,754 shares	36,720
T. Rowe Price Retirement 2015 Fund	10,267 shares	250,813
T. Rowe Price Retirement 2020 Fund	255,152 shares	6,779,389
T. Rowe Price Retirement 2025 Fund	632,404 shares	18,358,689
T. Rowe Price Retirement 2030 Fund	846,743 shares	26,807,873
T. Rowe Price Retirement 2035 Fund	1,219,837 shares	41,706,239
T. Rowe Price Retirement 2040 Fund	1,131,668 shares	41,056,926
T. Rowe Price Retirement 2045 Fund	1,268,699 shares	47,462,048
T. Rowe Price Retirement 2050 Fund	1,081,715 shares	40,640,042
T. Rowe Price Retirement 2055 Fund	795,519 shares	29,887,663
T. Rowe Price Retirement 2060 Fund	471,970 shares	11,346,162
Schroder International Alpha Trust	1,120,927 shares	19,784,367
State Street Global All Cap Equity ex-US Index	743,138 shares	10,397,993
State Street Russell Small/Mid Cap Index Securities- Lending Series Fund Class II	532,927 shares	9,814,916
State Street Equity 500 Index II	3,740,770 shares	96,814,870
State Street US Bond Index XIV	584,484 shares	6,291,380
		420,683,758
<b>Self-Directed Brokerage Accounts</b>	Various	41,778,787
<b>Money Market Fund</b>		
*Fidelity Governmental Money Market Fund	10,617,861 shares	10,617,861
<b>*Participant Loans</b>	4.25% - 10.50%, maturing January 2025 to December 2034	3,624,544
		\$ 672,838,235

\*Party-in-interest




# **Genesys Retirement Savings Plan**

**EIN 94-3120525    PN 001**

**Independent Auditor's Report, Financial Statements,  
and Supplemental Schedules**

December 31, 2024 and 2023



**Genesys Retirement Savings Plan  
Contents  
December 31, 2024 and 2023**

---

**Independent Auditor’s Report** ..... 1

**Financial Statements**

    Statements of Net Assets Available for Benefits..... 5

    Statements of Changes in Net Assets Available for Benefits ..... 6

    Notes to Financial Statements ..... 7

**Supplemental Schedules**

    Schedule H, Line 4a - Schedule of Delinquent Participant Contributions..... 14

    Schedule H, Line 4i - Schedule of Assets (Held at End of Year) as of December 31, 2024 ..... 15

## Independent Auditor's Report

Plan Administrator and Plan Management  
Genesys Retirement Savings Plan  
Menlo Park, California

### ***Scope and Nature of the ERISA Section 103(a)(3)(C) Audit***

We have performed audits of the financial statements of Genesys Retirement Savings Plan, an employee benefit plan subject to the *Employee Retirement Income Security Act of 1974* (ERISA), as permitted by ERISA Section 103(a)(3)(C) (ERISA Section 103(a)(3)(C) audit). The financial statements comprise the statements of net assets available for benefits as of December 31, 2024 and 2023, and the related statements of changes in net assets available for benefits for the years then ended, and the related notes to the financial statements.

Management, having determined it is permissible in the circumstances, has elected to have the audits of Genesys Retirement Savings Plan's financial statements performed in accordance with ERISA Section 103(a)(3)(C) pursuant to 29 CFR 2520.103-8 of the Department of Labor's Rules and Regulations for Reporting and Disclosure under ERISA. As permitted by ERISA Section 103(a)(3)(C), our audits need not extend to any statements or information related to assets held for investment of the plan (investment information) by a bank or similar institution or insurance carrier that is regulated, supervised, and subject to periodic examination by a state or federal agency, provided that the statements or information regarding assets so held are prepared and certified to by the bank or similar institution or insurance carrier in accordance with 29 CFR 2520.103-5 of the Department of Labor's Rules and Regulations for Reporting and Disclosure under ERISA (qualified institution).

Management has obtained certifications from a qualified institution as of December 31, 2024 and 2023, and for the years then ended, stating that the certified investment information, as described in Note 3 to the financial statements, is complete and accurate.

### ***Opinion***

In our opinion, based on our audits and on the procedures performed as described in the Auditor's Responsibilities for the Audit of the Financial Statements section:

- The amounts and disclosures in the accompanying financial statements, other than those agreed to or derived from the certified investment information, are presented fairly, in all material respects, in accordance with accounting principles generally accepted in the United States of America.
- The information in the accompanying financial statements related to assets held by and certified to by a qualified institution agrees to, or is derived from, in all material respects, the information prepared and certified by an institution that management determined meets the requirements of ERISA Section 103(a)(3)(C).

### ***Basis for Opinion***

We conducted our audits in accordance with auditing standards generally accepted in the United States of America (GAAS). Our responsibilities under those standards are further described in the Auditor's Responsibilities for the Audit of the Financial Statements section of our report. We are required to be independent of Genesys Retirement Savings Plan and to meet our other ethical responsibilities, in accordance with the relevant ethical requirements relating to our audits. We believe that the audit evidence we have obtained is sufficient and appropriate to provide a basis for our ERISA Section 103(a)(3)(C) audit opinion.

### ***Responsibilities of Management for the Financial Statements***

Management is responsible for the preparation and fair presentation of the financial statements in accordance with accounting principles generally accepted in the United States of America, and for the design, implementation, and maintenance of internal control relevant to the preparation and fair presentation of financial statements that are free from material misstatement, whether due to fraud or error. Management's election of the ERISA Section 103(a)(3)(C) audit does not affect management's responsibility for the financial statements.

In preparing the financial statements, management is required to evaluate whether there are conditions or events, considered in the aggregate, that raise substantial doubt about Genesys Retirement Savings Plan's ability to continue as a going concern within one year after the date that these financial statements are available to be issued.

Management is also responsible for maintaining a current plan instrument, including all plan amendments, administering the plan, and determining that the plan's transactions that are presented and disclosed in the financial statements are in conformity with the plan's provisions, including maintaining sufficient records with respect to each of the participants, to determine the benefits due or which may become due to such participants.

### ***Auditor's Responsibilities for the Audit of the Financial Statements***

Except as described in the Scope and Nature of the ERISA Section 103(a)(3)(C) Audit section of our report, our objectives are to obtain reasonable assurance about whether the financial statements as a whole are free from material misstatement, whether due to fraud or error, and to issue an auditor's report that includes our opinion. Reasonable assurance is a high level of assurance but is not absolute assurance and therefore is not a guarantee that an audit conducted in accordance with GAAS will always detect a material misstatement when it exists. The risk of not detecting a material misstatement resulting from fraud is higher than for one resulting from error, as fraud may involve collusion, forgery, intentional omissions, misrepresentations, or the override of internal control. Misstatements are considered material if, there is a substantial likelihood that, individually or in the aggregate, they would influence the judgment made by a reasonable user based on the financial statements.

In performing an audit in accordance with GAAS, we:

- Exercise professional judgment and maintain professional skepticism throughout the audit.
- Identify and assess the risks of material misstatement of the financial statements, whether due to fraud or error, and design and perform audit procedures responsive to those risks. Such procedures include examining, on a test basis, evidence regarding the amounts and disclosures in the financial statements.
- Obtain an understanding of internal control relevant to the audit in order to design audit procedures that are appropriate in the circumstances, but not for the purpose of expressing an opinion on the effectiveness of Genesys Retirement Savings Plan's internal control. Accordingly, no such opinion is expressed.
- Evaluate the appropriateness of accounting policies used and the reasonableness of significant accounting estimates made by management, as well as evaluate the overall presentation of the financial statements.
- Conclude whether, in our judgment, there are conditions or events, considered in the aggregate, that raise substantial doubt about Genesys Retirement Savings Plan's ability to continue as a going concern for a reasonable period of time.

Our audits did not extend to the certified investment information, except for obtaining and reading the certification, comparing the certified investment information with the related information presented and disclosed in the financial statements, and reading the disclosures relating to the certified investment information to assess whether they are in accordance with the presentation and disclosure requirements of accounting principles generally accepted in the United States of America.

Accordingly, the objective of an ERISA Section 103(a)(3)(C) audit is not to express an opinion about whether the financial statements as a whole are presented fairly, in all material respects, in accordance with accounting principles generally accepted in the United States of America.

We are required to communicate with those charged with governance regarding, among other matters, the planned scope and timing of the audit, significant audit findings, and certain internal control-related matters that we identified during the audit.

### ***Other Matter – Supplemental Schedules Required by ERISA***

The supplemental schedules listed in the table of contents are presented for purposes of additional analysis and are not a required part of the financial statements but are supplementary information required by the Department of Labor's Rules and Regulations for Reporting and Disclosure under ERISA. Such information is the responsibility of management and was derived from and relates directly to the underlying accounting and other records used to prepare the financial statements. The information included in the supplemental schedules, other than that agreed to or derived from the certified investment information, has been subjected to auditing procedures applied in the audits of the financial statements and certain additional procedures, including comparing and reconciling such information directly to the underlying accounting and other records used to prepare the financial statements or to the financial statements themselves, and other additional procedures in accordance with GAAS. For information included in the supplemental schedules that agreed to or is derived from the certified investment information, we compared such information to the related certified investment information.

In forming our opinion on the supplemental schedules, we evaluated whether the supplemental schedules, other than the information agreed to or derived from the certified investment information, including their form and content, are presented in conformity with the Department of Labor's Rules and Regulations for Reporting and Disclosure under ERISA.

In our opinion:

- The form and content of the supplemental schedules, other than the information in the supplemental schedules that agreed to or is derived from the certified investment information, are presented, in all material respects, in conformity with the Department of Labor's Rules and Regulations for Reporting and Disclosure under ERISA.
- The information in the supplemental schedules related to assets held by and certified to by a qualified institution agrees to, or is derived from, in all material respects, the information prepared and certified by an institution that management determined meets the requirements of ERISA Section 103(a)(3)(C).

**Forvis Mazars, LLP**

**Indianapolis, Indiana  
August 28, 2025**

Federal Employer Identification Number: 44-0160260

**Genesys Retirement Savings Plan  
Statements of Net Assets Available for Benefits  
December 31, 2024 and 2023**

---

	<u>2024</u>	<u>2023</u>
<b>Assets</b>		
<b>Investments</b> , at fair value	\$ 669,840,092	\$ 584,169,130
<b>Notes Receivable From Participants</b>	<u>3,624,544</u>	<u>3,706,578</u>
<b>Net Assets Available for Benefits</b>	<u>\$ 673,464,636</u>	<u>\$ 587,875,708</u>

**Genesys Retirement Savings Plan  
Statements of Changes in Net Assets Available for Benefits  
Years Ended December 31, 2024 and 2023**

	<u>2024</u>	<u>2023</u>
<b>Additions</b>		
<b>Investment Income</b>		
Net appreciation in fair value of investments	\$ 89,775,935	\$ 85,634,496
Interest and dividends	8,487,143	13,330,029
Net investment income	<u>98,263,078</u>	<u>98,964,525</u>
<b>Interest Income on Notes Receivable From Participants</b>	<u>316,389</u>	<u>236,998</u>
<b>Contributions</b>		
Participants	41,544,925	37,471,505
Employer	8,920,854	8,792,631
Rollovers	<u>8,578,354</u>	<u>9,797,902</u>
	<u>59,044,133</u>	<u>56,062,038</u>
Total additions	<u>157,623,600</u>	<u>155,263,561</u>
<b>Deductions</b>		
Benefits paid to participants	71,670,875	61,690,616
Administrative expenses, net	<u>363,797</u>	<u>449,486</u>
Total deductions	<u>72,034,672</u>	<u>62,140,102</u>
<b>Net Increase</b>	85,588,928	93,123,459
<b>Net Assets Available for Benefits, Beginning of Year</b>	<u>587,875,708</u>	<u>494,752,249</u>
<b>Net Assets Available for Benefits, End of Year</b>	<u>\$ 673,464,636</u>	<u>\$ 587,875,708</u>

## **Note 1. Description of the Plan**

The following description of Genesys Retirement Savings Plan (Plan) provides only general information. Participants should refer to the Plan Document and *Summary Plan Description* for a more complete description of the Plan's provisions, which are available from the Plan Administrator.

### **General**

The Plan is a defined-contribution plan sponsored by Genesys Cloud Services, Inc. (Company) for the benefit of its employees who are age 19 or older. The Plan is subject to the provisions of the *Employee Retirement Income Security Act of 1974* (ERISA). Fidelity Management Trust Company (Fidelity) is the trustee of the Plan. Fidelity is also the custodian of the self-directed brokerage accounts.

During 2016, the Company acquired Interactive Intelligence Group, Inc. and those employees became participants of the Plan effective January 1, 2017. All assets from the Interactive Intelligence Group, Inc. 401(k) Savings Plan (ININ 401(k) Plan) transferred to the Plan in February 2018.

During 2021, the Company acquired Pointillist and those employees became participants of the Plan effective January 3, 2022. All assets from the Altisource Employee's Savings Plan (Pointillist) transferred to the Plan in June 2022.

### **Contributions**

The Plan permits eligible employees through a salary deferral election to make annual pre-tax contributions of up to 60% of eligible compensation. Participants may designate some or all of their deferral contributions as Roth deferral contributions. Participants are allowed to make voluntary after-tax contributions in an amount of not less than 1% of the participant's compensation up to 35% of eligible compensation. Rollover contributions are also permitted. Participants who have attained age 50 before the end of the Plan year are eligible to make catch-up contributions. The Plan provides for matching contributions of 50% of employees' salary deferral amounts not to exceed \$4,000 in a Plan year, calculated each Plan year. After-tax contributions are not matched. Contributions are subject to certain limitations.

### **Participant Investment Account Options**

Investment account options available include various mutual funds as well as self-directed brokerage accounts. Each participant has the option of directing their contributions into any of the funds and may change the allocation daily.

### **Participant Accounts**

Each participant's account is credited with the participant's contribution, the Company's contributions and Plan earnings and is charged with an allocation of administrative expenses. Allocations are based on participant earnings or account balances, as defined. The benefit to which a participant is entitled is the benefit that can be provided from the participant's vested account.

### **Vesting**

Participants are immediately vested in their voluntary contributions plus earnings thereon. Vesting in the Company's contribution portion of their accounts, plus earnings thereon, is based on years of continuous service. A participant is fully vested after one year of continuous service.

**Genesys Retirement Savings Plan  
Notes to Financial Statements  
December 31, 2024 and 2023**

---

Effective February 1, 2018, the employer matching contribution balances transferred from the ININ 401(k) Plan are 100% vested after four years of continuous service. Participants receive 25% of vested balance each year up to year four. Other employer contribution balances transferred from the ININ 401(k) Plan are 100% vested. The nonvested balance is forfeited upon termination of service. Forfeitures are used first to pay administrative expenses, then to reduce Company contributions.

***Payment of Benefits***

Upon termination of service, a participant may elect to receive a lump-sum amount equal to the vested value of their account or roll the balance over into another qualified plan. Withdrawals other than for termination, such as hardship and age 59 1/2 withdrawals, are permitted under certain circumstances provided by the Plan.

***Forfeited Accounts***

At December 31, 2024 and 2023, forfeited nonvested accounts totaled approximately \$28,100 and \$192,300, respectively. During 2024 and 2023, the Company used approximately \$28,900 and \$132,600, respectively, of forfeitures to pay Plan expenses. During 2024 and 2023, approximately \$302,000 and \$0, respectively, of forfeitures were used to offset Company contributions.

***Notes Receivable From Participants***

The Plan Document includes provisions authorizing loans from the Plan to active eligible participants. The minimum amount of a loan shall be \$1,000. The maximum amount of a participant's loan is determined by the available loan balance restricted to the lesser of \$50,000 or 50% of the participant's vested account balance. A participant may have no more than one loan outstanding at any one time. All loans are covered by demand notes and are repayable over a period not to exceed five years (except for loans for the purchase of a principal residence) through payroll withholdings unless the participant is paying the loan in full. Interest on the loans is based on local prevailing market rates.

Notes receivable from participants are reported at the amortized principal balance plus accrued but unpaid interest. Delinquent participant loans are reclassified as distributions based upon the terms of the Plan Document.

***Plan Termination***

Although it has not expressed an intention to do so, the Company has the right under the Plan to discontinue its contributions at any time and to terminate the Plan, subject to the provisions of ERISA. In the event of Plan termination, participants will become 100% vested in their accounts.

***Reconciliation of Financial Statements to Form 5500***

Differences between the Annual Return/Report of Employee Benefit Plan (Form 5500) filed with the Internal Revenue Service and the accompanying financial statements is the Fidelity Managed Income Portfolio Class II common collective trust in Form 5500 has not adopted ASU 2015-12 and the Form 5500 reflects an adjustment to the fair value of that investment of approximately \$626,000 and \$753,000 as of December 31, 2024 and 2023, respectively. The Form 5500 also reflects a timing difference within the self-directed accounts of approximately \$5,200 at December 31, 2024.

## **Note 2. Summary of Significant Accounting Policies**

### ***Basis of Accounting***

The accompanying financial statements are prepared on the accrual basis of accounting.

### ***Use of Estimates***

The preparation of financial statements in conformity with accounting principles generally accepted in the United States of America requires management to make estimates and assumptions that affect the reported amounts of net assets and changes in net assets and disclosure of contingent assets and liabilities at the date of the financial statements. Actual results could differ from those estimates.

### ***Valuation of Investments and Income Recognition***

Investments are reported at fair value. Quoted market prices, if available, are used to value investments. Mutual funds and the money market fund are valued at the net asset value (NAV) of shares held by the Plan at year end. The majority of the self-directed brokerage account assets are mutual funds, money market funds and common stocks. Common stocks are valued at the closing price reported on the active market on which the individual securities are traded. Corporate bonds held by the self-directed accounts are valued on the basis of yields currently available on comparable securities of issuers with similar credit ratings.

Common collective trusts are valued at the NAV of units for each trust. The NAV, as provided by the Trustee, is used as a practical expedient to estimate fair value. The NAV is based on the fair value of the underlying investments held by the fund less its liabilities. This practical expedient is not used when it is determined to be probable that the fund will sell the investment for an amount different than the reported NAV. Participant transactions (purchased and sales) may occur daily with no redemption restrictions and there are no unfunded commitments.

Purchases and sales of securities are recorded on a trade-date basis. Interest income is recorded on the accrual basis. Dividends are recorded on the ex-dividend date. Net appreciation in the fair value of investments includes the Plan's gains and losses on investments bought and sold as well as held during the year.

### ***Plan Tax Status***

The Plan operates under a non-standardized adoption agreement in connection with a prototype retirement plan and trust/custodial document sponsored by FMR, LLC. The Plan has not been submitted to the Internal Revenue Service (IRS) for an individual determination letter as the prototype document has a favorable opinion letter from the IRS. The Plan has been amended since the prototype has received its determination letter. However, the Plan Administrator believes that the Plan is currently designed and being operated in compliance with the applicable requirements of the Internal Revenue Code and that the Plan was qualified and the related trust was tax-exempt as of the financial statement date.

### ***Payment of Benefits***

Benefit payments to participants are recorded upon distribution.

### ***Administrative Expenses***

Administrative expenses may be paid by the Company or the Plan, at the Company's discretion.

**Genesys Retirement Savings Plan  
Notes to Financial Statements  
December 31, 2024 and 2023**

---

**Note 3. Certification of Plan Trustee**

The Plan Administrator has elected the method of annual reporting compliance permitted by ERISA Section 103(a)(3)(c) pursuant to 29 CFR 2520.103-8 of the Department of Labor's Rules and Regulations for Reporting and Disclosure under ERISA. Accordingly, Fidelity, a qualified institution, has certified the following information included in the accompanying financial statements and ERISA-required supplemental schedule is complete and accurate:

- Investments and notes receivable from participants as shown in the statements of net assets available for benefits and related disclosures as of December 31, 2024 and 2023
- Investment income and interest income from notes receivable from participants as shown in the statements of changes in net assets available for benefits for the years ended December 31, 2024 and 2023
- Investment information included in the accompanying schedule of assets (held at year end) as of December 31, 2024

The Plan's independent auditors did not perform auditing procedures with respect to this certified investment information, except for comparing such certified investment information to the related investment information included in the financial statements and ERISA-required supplemental schedule.

**Note 4. Disclosures About Fair Value of Plan Assets**

Fair value is the price that would be received to sell an asset or paid to transfer a liability in an orderly transaction between market participants at the measurement date. Fair value measurements must maximize the use of observable inputs and minimize the use of unobservable inputs. There is a hierarchy of three levels of inputs that may be used to measure fair value:

- Level 1** Quoted prices in active markets for identical assets or liabilities
- Level 2** Observable inputs other than Level 1 prices, such as quoted prices for similar assets or liabilities; quoted prices in markets that are not active; or other inputs that are observable or can be corroborated by observable market data for substantially the full term of the assets or liabilities
- Level 3** Unobservable inputs supported by little or no market activity and are significant to the fair value of the assets or liabilities

**Genesys Retirement Savings Plan**  
**Notes to Financial Statements**  
**December 31, 2024 and 2023**

***Recurring Measurements***

The following tables present the fair value measurements of assets recognized in the accompanying statements of net assets available for benefits measured at fair value on a recurring basis and the level within the fair value hierarchy in which the fair value measurements fall at December 31, 2024 and 2023:

	Fair Value	2024 Fair Value Measurements Using		
		Quoted Prices in Active Markets for Identical Assets (Level 1)	Significant Other Observable Inputs (Level 2)	Significant Unobservable Inputs (Level 3)
Mutual funds	\$ 196,133,285	\$ 196,133,285	\$ -	\$ -
Money market fund	10,617,861	10,617,861	-	-
Self-directed brokerage accounts	41,778,787	41,753,875	24,912	-
Total assets in the fair value hierarchy	248,529,933	<u>\$ 248,505,021</u>	<u>\$ 24,912</u>	<u>\$ -</u>
Investments measured at net asset value (A)	421,310,159			
Investments at fair value	<u>\$ 669,840,092</u>			

	Fair Value	2023 Fair Value Measurements Using		
		Quoted Prices in Active Markets for Identical Assets (Level 1)	Significant Other Observable Inputs (Level 2)	Significant Unobservable Inputs (Level 3)
Mutual funds	\$ 511,503,395	\$ 511,503,395	\$ -	\$ -
Money market fund	11,253,696	11,253,696	-	-
Self-directed brokerage accounts	30,114,481	29,962,861	151,620	-
Total assets in the fair value hierarchy	552,871,572	<u>\$ 552,719,952</u>	<u>\$ 151,620</u>	<u>\$ -</u>
Investments measured at net asset value (A)	31,297,558			
Investments at fair value	<u>\$ 584,169,130</u>			

(A) In accordance with Subtopic 820-10, certain investments that were measured at net asset value per share (or its equivalent) have not been classified in the fair value hierarchy. The fair value amounts presented in this table are intended to permit reconciliation of the fair value hierarchy to the line items presented in the statements of net assets available for benefits.

**Genesys Retirement Savings Plan  
Notes to Financial Statements  
December 31, 2024 and 2023**

---

Following is a description of the valuation methodologies and inputs used for assets measured at fair value on a recurring basis and recognized in the accompanying statements of net assets available for benefits, as well as the general classification of such assets pursuant to the valuation hierarchy. There have been no significant changes in the valuation techniques during the year ended December 31, 2024. The Plan had no liabilities measured at fair value on a recurring basis. In addition, the Plan had no assets or liabilities measured at fair value on a nonrecurring basis.

***Investments***

Where quoted market prices are available in an active market, securities are classified within Level 1 of the valuation hierarchy. Level 1 securities include mutual funds, common stocks and a money market fund. If quoted market prices are not available, then fair values are estimated by using pricing models, quoted prices of securities with similar characteristics or discounted cash flows. Level 2 securities include certificates of deposit held by the self-directed brokerage account. In certain cases where Level 1 or Level 2 inputs are not available, securities are classified within Level 3 of the hierarchy. There are no Level 3 securities held by the Plan.

**Note 5. Party-in-Interest Transactions**

Party-in-interest transactions include those with fiduciaries or employees of the Plan, any person who provides services to the Plan, an employer whose employees are covered by the Plan, an employee organization whose members are covered by the Plan, a person who owns 50 percent or more of such an employer or employee association, or relatives of such persons.

The Plan invests in certain funds of Fidelity. The Plan paid \$541,584 and \$571,159 of administrative and trustees fees to Fidelity during 2024 and 2023, respectively. The Plan paid fees of \$105,000 to Morgan Stanley, the Plan's investment advisor during 2024. The Plan paid fees of \$117,323 to Beacon Pointe Advisors, LLC, the Plan's investment advisor through September 2023, during 2023. The Plan paid \$20,050 and \$16,207 for other professional fees during 2024 and 2023, respectively.

The Plan receives revenue credits from Fidelity based on certain investments held and terms of the agreement. The revenue credit account had a balance of approximately \$22,000 and \$65,500 at December 31, 2024 and 2023, respectively. This account can be used by the Company to pay Plan expenses or allocated to participant accounts. \$302,837 and \$255,203 of credits received, during 2024 and 2023, respectively, were used to pay administrative expenses. These revenue credits are reflected in the "administrative expenses" line item on the statements of changes in net assets available for benefits.

The Company provides certain administrative services at no cost to the Plan.

**Note 6. Risks and Uncertainties**

The Plan invests in various investment securities. Investment securities are exposed to various risks such as interest rate, market and credit risks. Due to the level of risk associated with certain investment securities, it is at least reasonably possible that changes in the values of investment securities will occur in the near term and that such changes could materially affect the participants' account balances and the amounts reported in the statements of net assets available for benefits.

**Genesys Retirement Savings Plan  
Notes to Financial Statements  
December 31, 2024 and 2023**

---

**Note 7. Nonexempt Transactions**

Defined contribution plans are required to remit employee contributions to the Plan as soon as they can be reasonably segregated from the employer's general assets. While the Company remitted all employee contributions to the Plan, contributions of \$10 were not remitted within the required time period for the year ended December 31, 2024.

**Note 8. Subsequent Events**

Subsequent events have been evaluated August 28, 2025, which is the date the financial statements were available to be issued.

## ***Supplemental Schedules***

**Genesys Retirement Savings Plan**  
**EIN 94-3120525 PN 001**  
**Schedule H, Line 4a - Schedule of Delinquent Participant Contributions**  
**December 31, 2024**

<u>Identity</u>	<u>Relationship</u>	<u>Description</u>	<u>Participant Contributions Transferred Late to Plan</u>	<u>Total That Constitute Nonexempt Prohibited Transactions</u>
Genesys Cloud Services, Inc.	Employer and Sponsor	Participant contributions from July 2, 2024 pay date were not remitted to the Plan until October 25, 2024 outside of required DOL requirements	\$ 10	\$ -

**Genesys Retirement Savings Plan**  
**EIN 94-3120525 PN 001**  
**Schedule H, Line 4i - Schedule of Assets (Held at End of Year)**  
**December 31, 2024**

(a)(b) Identity of Issuer, Borrower, Lessor or Similar Party	(c) Description of Investment Including Maturity Date, Rate of Interest, Collateral, Par or Maturity Value	(e) Current Value
<b>Mutual Funds</b>		
Columbia Dividend Income Fund	451,045 shares	\$ 14,888,986
Carillon Eagle Mid Cap Growth Fund	158,640 shares	12,197,834
JPMorgan Large Cap Growth Fund R6	1,405,301 shares	117,679,873
Cohen & Steers Real Estate Securities Fund Class A	15,356 shares	246,469
FullerThaler Behavioral Small-Cap Equity Fund R6	328,940 shares	14,795,710
BrandywineGLOBAL High Yield Fund Class A	41,278 shares	425,160
Victory Sycamore Established Value Fund	379,018 shares	17,415,898
*Fidelity Investment Grade Bond Fund	2,610,643 shares	18,483,355
		196,133,285
<b>Common Collective Trust Funds</b>		
*Fidelity Managed Income Portfolio Class II	2.72%	9,788,613
T. Rowe Price Retirement 2065 Fund	229,990 shares	3,459,055
T. Rowe Price Retirement 2005 Fund	1,754 shares	36,720
T. Rowe Price Retirement 2015 Fund	10,267 shares	250,813
T. Rowe Price Retirement 2020 Fund	255,152 shares	6,779,389
T. Rowe Price Retirement 2025 Fund	632,404 shares	18,358,689
T. Rowe Price Retirement 2030 Fund	846,743 shares	26,807,873
T. Rowe Price Retirement 2035 Fund	1,219,837 shares	41,706,239
T. Rowe Price Retirement 2040 Fund	1,131,668 shares	41,056,926
T. Rowe Price Retirement 2045 Fund	1,268,699 shares	47,462,048
T. Rowe Price Retirement 2050 Fund	1,081,715 shares	40,640,042
T. Rowe Price Retirement 2055 Fund	795,519 shares	29,887,663
T. Rowe Price Retirement 2060 Fund	471,970 shares	11,346,162
Schroder International Alpha Trust	1,120,927 shares	19,784,367
State Street Global All Cap Equity ex-US Index	743,138 shares	10,397,993
State Street Russell Small/Mid Cap Index Securities- Lending Series Fund Class II	532,927 shares	9,814,916
State Street Equity 500 Index II	3,740,770 shares	96,814,870
State Street US Bond Index XIV	584,484 shares	6,291,380
		420,683,758
<b>Self-Directed Brokerage Accounts</b>	Various	41,778,787
<b>Money Market Fund</b>		
*Fidelity Governmental Money Market Fund	10,617,861 shares	10,617,861
<b>*Participant Loans</b>	4.25% - 10.50%, maturing January 2025 to December 2034	3,624,544
		\$ 672,838,235

\*Party-in-interest




# **Genesys Retirement Savings Plan**

**EIN 94-3120525    PN 001**

**Independent Auditor's Report, Financial Statements,  
and Supplemental Schedules**

December 31, 2024 and 2023



**Genesys Retirement Savings Plan  
Contents  
December 31, 2024 and 2023**

---

**Independent Auditor’s Report** ..... 1

**Financial Statements**

    Statements of Net Assets Available for Benefits..... 5

    Statements of Changes in Net Assets Available for Benefits ..... 6

    Notes to Financial Statements ..... 7

**Supplemental Schedules**

    Schedule H, Line 4a - Schedule of Delinquent Participant Contributions..... 14

    Schedule H, Line 4i - Schedule of Assets (Held at End of Year) as of December 31, 2024 ..... 15

## Independent Auditor's Report

Plan Administrator and Plan Management  
Genesys Retirement Savings Plan  
Menlo Park, California

### ***Scope and Nature of the ERISA Section 103(a)(3)(C) Audit***

We have performed audits of the financial statements of Genesys Retirement Savings Plan, an employee benefit plan subject to the *Employee Retirement Income Security Act of 1974* (ERISA), as permitted by ERISA Section 103(a)(3)(C) (ERISA Section 103(a)(3)(C) audit). The financial statements comprise the statements of net assets available for benefits as of December 31, 2024 and 2023, and the related statements of changes in net assets available for benefits for the years then ended, and the related notes to the financial statements.

Management, having determined it is permissible in the circumstances, has elected to have the audits of Genesys Retirement Savings Plan's financial statements performed in accordance with ERISA Section 103(a)(3)(C) pursuant to 29 CFR 2520.103-8 of the Department of Labor's Rules and Regulations for Reporting and Disclosure under ERISA. As permitted by ERISA Section 103(a)(3)(C), our audits need not extend to any statements or information related to assets held for investment of the plan (investment information) by a bank or similar institution or insurance carrier that is regulated, supervised, and subject to periodic examination by a state or federal agency, provided that the statements or information regarding assets so held are prepared and certified to by the bank or similar institution or insurance carrier in accordance with 29 CFR 2520.103-5 of the Department of Labor's Rules and Regulations for Reporting and Disclosure under ERISA (qualified institution).

Management has obtained certifications from a qualified institution as of December 31, 2024 and 2023, and for the years then ended, stating that the certified investment information, as described in Note 3 to the financial statements, is complete and accurate.

### ***Opinion***

In our opinion, based on our audits and on the procedures performed as described in the Auditor's Responsibilities for the Audit of the Financial Statements section:

- The amounts and disclosures in the accompanying financial statements, other than those agreed to or derived from the certified investment information, are presented fairly, in all material respects, in accordance with accounting principles generally accepted in the United States of America.
- The information in the accompanying financial statements related to assets held by and certified to by a qualified institution agrees to, or is derived from, in all material respects, the information prepared and certified by an institution that management determined meets the requirements of ERISA Section 103(a)(3)(C).

### ***Basis for Opinion***

We conducted our audits in accordance with auditing standards generally accepted in the United States of America (GAAS). Our responsibilities under those standards are further described in the Auditor's Responsibilities for the Audit of the Financial Statements section of our report. We are required to be independent of Genesys Retirement Savings Plan and to meet our other ethical responsibilities, in accordance with the relevant ethical requirements relating to our audits. We believe that the audit evidence we have obtained is sufficient and appropriate to provide a basis for our ERISA Section 103(a)(3)(C) audit opinion.

### ***Responsibilities of Management for the Financial Statements***

Management is responsible for the preparation and fair presentation of the financial statements in accordance with accounting principles generally accepted in the United States of America, and for the design, implementation, and maintenance of internal control relevant to the preparation and fair presentation of financial statements that are free from material misstatement, whether due to fraud or error. Management's election of the ERISA Section 103(a)(3)(C) audit does not affect management's responsibility for the financial statements.

In preparing the financial statements, management is required to evaluate whether there are conditions or events, considered in the aggregate, that raise substantial doubt about Genesys Retirement Savings Plan's ability to continue as a going concern within one year after the date that these financial statements are available to be issued.

Management is also responsible for maintaining a current plan instrument, including all plan amendments, administering the plan, and determining that the plan's transactions that are presented and disclosed in the financial statements are in conformity with the plan's provisions, including maintaining sufficient records with respect to each of the participants, to determine the benefits due or which may become due to such participants.

### ***Auditor's Responsibilities for the Audit of the Financial Statements***

Except as described in the Scope and Nature of the ERISA Section 103(a)(3)(C) Audit section of our report, our objectives are to obtain reasonable assurance about whether the financial statements as a whole are free from material misstatement, whether due to fraud or error, and to issue an auditor's report that includes our opinion. Reasonable assurance is a high level of assurance but is not absolute assurance and therefore is not a guarantee that an audit conducted in accordance with GAAS will always detect a material misstatement when it exists. The risk of not detecting a material misstatement resulting from fraud is higher than for one resulting from error, as fraud may involve collusion, forgery, intentional omissions, misrepresentations, or the override of internal control. Misstatements are considered material if, there is a substantial likelihood that, individually or in the aggregate, they would influence the judgment made by a reasonable user based on the financial statements.

In performing an audit in accordance with GAAS, we:

- Exercise professional judgment and maintain professional skepticism throughout the audit.
- Identify and assess the risks of material misstatement of the financial statements, whether due to fraud or error, and design and perform audit procedures responsive to those risks. Such procedures include examining, on a test basis, evidence regarding the amounts and disclosures in the financial statements.
- Obtain an understanding of internal control relevant to the audit in order to design audit procedures that are appropriate in the circumstances, but not for the purpose of expressing an opinion on the effectiveness of Genesys Retirement Savings Plan's internal control. Accordingly, no such opinion is expressed.
- Evaluate the appropriateness of accounting policies used and the reasonableness of significant accounting estimates made by management, as well as evaluate the overall presentation of the financial statements.
- Conclude whether, in our judgment, there are conditions or events, considered in the aggregate, that raise substantial doubt about Genesys Retirement Savings Plan's ability to continue as a going concern for a reasonable period of time.

Our audits did not extend to the certified investment information, except for obtaining and reading the certification, comparing the certified investment information with the related information presented and disclosed in the financial statements, and reading the disclosures relating to the certified investment information to assess whether they are in accordance with the presentation and disclosure requirements of accounting principles generally accepted in the United States of America.

Accordingly, the objective of an ERISA Section 103(a)(3)(C) audit is not to express an opinion about whether the financial statements as a whole are presented fairly, in all material respects, in accordance with accounting principles generally accepted in the United States of America.

We are required to communicate with those charged with governance regarding, among other matters, the planned scope and timing of the audit, significant audit findings, and certain internal control-related matters that we identified during the audit.

### ***Other Matter – Supplemental Schedules Required by ERISA***

The supplemental schedules listed in the table of contents are presented for purposes of additional analysis and are not a required part of the financial statements but are supplementary information required by the Department of Labor's Rules and Regulations for Reporting and Disclosure under ERISA. Such information is the responsibility of management and was derived from and relates directly to the underlying accounting and other records used to prepare the financial statements. The information included in the supplemental schedules, other than that agreed to or derived from the certified investment information, has been subjected to auditing procedures applied in the audits of the financial statements and certain additional procedures, including comparing and reconciling such information directly to the underlying accounting and other records used to prepare the financial statements or to the financial statements themselves, and other additional procedures in accordance with GAAS. For information included in the supplemental schedules that agreed to or is derived from the certified investment information, we compared such information to the related certified investment information.

In forming our opinion on the supplemental schedules, we evaluated whether the supplemental schedules, other than the information agreed to or derived from the certified investment information, including their form and content, are presented in conformity with the Department of Labor's Rules and Regulations for Reporting and Disclosure under ERISA.

In our opinion:

- The form and content of the supplemental schedules, other than the information in the supplemental schedules that agreed to or is derived from the certified investment information, are presented, in all material respects, in conformity with the Department of Labor's Rules and Regulations for Reporting and Disclosure under ERISA.
- The information in the supplemental schedules related to assets held by and certified to by a qualified institution agrees to, or is derived from, in all material respects, the information prepared and certified by an institution that management determined meets the requirements of ERISA Section 103(a)(3)(C).

**Forvis Mazars, LLP**

**Indianapolis, Indiana  
August 28, 2025**

Federal Employer Identification Number: 44-0160260

**Genesys Retirement Savings Plan  
Statements of Net Assets Available for Benefits  
December 31, 2024 and 2023**

---

	<u>2024</u>	<u>2023</u>
<b>Assets</b>		
<b>Investments</b> , at fair value	\$ 669,840,092	\$ 584,169,130
<b>Notes Receivable From Participants</b>	<u>3,624,544</u>	<u>3,706,578</u>
<b>Net Assets Available for Benefits</b>	<u>\$ 673,464,636</u>	<u>\$ 587,875,708</u>

**Genesys Retirement Savings Plan  
Statements of Changes in Net Assets Available for Benefits  
Years Ended December 31, 2024 and 2023**

	<b>2024</b>	<b>2023</b>
<b>Additions</b>		
<b>Investment Income</b>		
Net appreciation in fair value of investments	\$ 89,775,935	\$ 85,634,496
Interest and dividends	8,487,143	13,330,029
Net investment income	<u>98,263,078</u>	<u>98,964,525</u>
<b>Interest Income on Notes Receivable From Participants</b>	<u>316,389</u>	<u>236,998</u>
<b>Contributions</b>		
Participants	41,544,925	37,471,505
Employer	8,920,854	8,792,631
Rollovers	<u>8,578,354</u>	<u>9,797,902</u>
	<u>59,044,133</u>	<u>56,062,038</u>
Total additions	<u>157,623,600</u>	<u>155,263,561</u>
<b>Deductions</b>		
Benefits paid to participants	71,670,875	61,690,616
Administrative expenses, net	<u>363,797</u>	<u>449,486</u>
Total deductions	<u>72,034,672</u>	<u>62,140,102</u>
<b>Net Increase</b>	85,588,928	93,123,459
<b>Net Assets Available for Benefits, Beginning of Year</b>	<u>587,875,708</u>	<u>494,752,249</u>
<b>Net Assets Available for Benefits, End of Year</b>	<u>\$ 673,464,636</u>	<u>\$ 587,875,708</u>

## **Note 1. Description of the Plan**

The following description of Genesys Retirement Savings Plan (Plan) provides only general information. Participants should refer to the Plan Document and *Summary Plan Description* for a more complete description of the Plan's provisions, which are available from the Plan Administrator.

### **General**

The Plan is a defined-contribution plan sponsored by Genesys Cloud Services, Inc. (Company) for the benefit of its employees who are age 19 or older. The Plan is subject to the provisions of the *Employee Retirement Income Security Act of 1974* (ERISA). Fidelity Management Trust Company (Fidelity) is the trustee of the Plan. Fidelity is also the custodian of the self-directed brokerage accounts.

During 2016, the Company acquired Interactive Intelligence Group, Inc. and those employees became participants of the Plan effective January 1, 2017. All assets from the Interactive Intelligence Group, Inc. 401(k) Savings Plan (ININ 401(k) Plan) transferred to the Plan in February 2018.

During 2021, the Company acquired Pointillist and those employees became participants of the Plan effective January 3, 2022. All assets from the Altisource Employee's Savings Plan (Pointillist) transferred to the Plan in June 2022.

### **Contributions**

The Plan permits eligible employees through a salary deferral election to make annual pre-tax contributions of up to 60% of eligible compensation. Participants may designate some or all of their deferral contributions as Roth deferral contributions. Participants are allowed to make voluntary after-tax contributions in an amount of not less than 1% of the participant's compensation up to 35% of eligible compensation. Rollover contributions are also permitted. Participants who have attained age 50 before the end of the Plan year are eligible to make catch-up contributions. The Plan provides for matching contributions of 50% of employees' salary deferral amounts not to exceed \$4,000 in a Plan year, calculated each Plan year. After-tax contributions are not matched. Contributions are subject to certain limitations.

### **Participant Investment Account Options**

Investment account options available include various mutual funds as well as self-directed brokerage accounts. Each participant has the option of directing their contributions into any of the funds and may change the allocation daily.

### **Participant Accounts**

Each participant's account is credited with the participant's contribution, the Company's contributions and Plan earnings and is charged with an allocation of administrative expenses. Allocations are based on participant earnings or account balances, as defined. The benefit to which a participant is entitled is the benefit that can be provided from the participant's vested account.

### **Vesting**

Participants are immediately vested in their voluntary contributions plus earnings thereon. Vesting in the Company's contribution portion of their accounts, plus earnings thereon, is based on years of continuous service. A participant is fully vested after one year of continuous service.

**Genesys Retirement Savings Plan  
Notes to Financial Statements  
December 31, 2024 and 2023**

---

Effective February 1, 2018, the employer matching contribution balances transferred from the ININ 401(k) Plan are 100% vested after four years of continuous service. Participants receive 25% of vested balance each year up to year four. Other employer contribution balances transferred from the ININ 401(k) Plan are 100% vested. The nonvested balance is forfeited upon termination of service. Forfeitures are used first to pay administrative expenses, then to reduce Company contributions.

***Payment of Benefits***

Upon termination of service, a participant may elect to receive a lump-sum amount equal to the vested value of their account or roll the balance over into another qualified plan. Withdrawals other than for termination, such as hardship and age 59 1/2 withdrawals, are permitted under certain circumstances provided by the Plan.

***Forfeited Accounts***

At December 31, 2024 and 2023, forfeited nonvested accounts totaled approximately \$28,100 and \$192,300, respectively. During 2024 and 2023, the Company used approximately \$28,900 and \$132,600, respectively, of forfeitures to pay Plan expenses. During 2024 and 2023, approximately \$302,000 and \$0, respectively, of forfeitures were used to offset Company contributions.

***Notes Receivable From Participants***

The Plan Document includes provisions authorizing loans from the Plan to active eligible participants. The minimum amount of a loan shall be \$1,000. The maximum amount of a participant's loan is determined by the available loan balance restricted to the lesser of \$50,000 or 50% of the participant's vested account balance. A participant may have no more than one loan outstanding at any one time. All loans are covered by demand notes and are repayable over a period not to exceed five years (except for loans for the purchase of a principal residence) through payroll withholdings unless the participant is paying the loan in full. Interest on the loans is based on local prevailing market rates.

Notes receivable from participants are reported at the amortized principal balance plus accrued but unpaid interest. Delinquent participant loans are reclassified as distributions based upon the terms of the Plan Document.

***Plan Termination***

Although it has not expressed an intention to do so, the Company has the right under the Plan to discontinue its contributions at any time and to terminate the Plan, subject to the provisions of ERISA. In the event of Plan termination, participants will become 100% vested in their accounts.

***Reconciliation of Financial Statements to Form 5500***

Differences between the Annual Return/Report of Employee Benefit Plan (Form 5500) filed with the Internal Revenue Service and the accompanying financial statements is the Fidelity Managed Income Portfolio Class II common collective trust in Form 5500 has not adopted ASU 2015-12 and the Form 5500 reflects an adjustment to the fair value of that investment of approximately \$626,000 and \$753,000 as of December 31, 2024 and 2023, respectively. The Form 5500 also reflects a timing difference within the self-directed accounts of approximately \$5,200 at December 31, 2024.

## **Note 2. Summary of Significant Accounting Policies**

### ***Basis of Accounting***

The accompanying financial statements are prepared on the accrual basis of accounting.

### ***Use of Estimates***

The preparation of financial statements in conformity with accounting principles generally accepted in the United States of America requires management to make estimates and assumptions that affect the reported amounts of net assets and changes in net assets and disclosure of contingent assets and liabilities at the date of the financial statements. Actual results could differ from those estimates.

### ***Valuation of Investments and Income Recognition***

Investments are reported at fair value. Quoted market prices, if available, are used to value investments. Mutual funds and the money market fund are valued at the net asset value (NAV) of shares held by the Plan at year end. The majority of the self-directed brokerage account assets are mutual funds, money market funds and common stocks. Common stocks are valued at the closing price reported on the active market on which the individual securities are traded. Corporate bonds held by the self-directed accounts are valued on the basis of yields currently available on comparable securities of issuers with similar credit ratings.

Common collective trusts are valued at the NAV of units for each trust. The NAV, as provided by the Trustee, is used as a practical expedient to estimate fair value. The NAV is based on the fair value of the underlying investments held by the fund less its liabilities. This practical expedient is not used when it is determined to be probable that the fund will sell the investment for an amount different than the reported NAV. Participant transactions (purchased and sales) may occur daily with no redemption restrictions and there are no unfunded commitments.

Purchases and sales of securities are recorded on a trade-date basis. Interest income is recorded on the accrual basis. Dividends are recorded on the ex-dividend date. Net appreciation in the fair value of investments includes the Plan's gains and losses on investments bought and sold as well as held during the year.

### ***Plan Tax Status***

The Plan operates under a non-standardized adoption agreement in connection with a prototype retirement plan and trust/custodial document sponsored by FMR, LLC. The Plan has not been submitted to the Internal Revenue Service (IRS) for an individual determination letter as the prototype document has a favorable opinion letter from the IRS. The Plan has been amended since the prototype has received its determination letter. However, the Plan Administrator believes that the Plan is currently designed and being operated in compliance with the applicable requirements of the Internal Revenue Code and that the Plan was qualified and the related trust was tax-exempt as of the financial statement date.

### ***Payment of Benefits***

Benefit payments to participants are recorded upon distribution.

### ***Administrative Expenses***

Administrative expenses may be paid by the Company or the Plan, at the Company's discretion.

**Genesys Retirement Savings Plan  
Notes to Financial Statements  
December 31, 2024 and 2023**

---

**Note 3. Certification of Plan Trustee**

The Plan Administrator has elected the method of annual reporting compliance permitted by ERISA Section 103(a)(3)(c) pursuant to 29 CFR 2520.103-8 of the Department of Labor's Rules and Regulations for Reporting and Disclosure under ERISA. Accordingly, Fidelity, a qualified institution, has certified the following information included in the accompanying financial statements and ERISA-required supplemental schedule is complete and accurate:

- Investments and notes receivable from participants as shown in the statements of net assets available for benefits and related disclosures as of December 31, 2024 and 2023
- Investment income and interest income from notes receivable from participants as shown in the statements of changes in net assets available for benefits for the years ended December 31, 2024 and 2023
- Investment information included in the accompanying schedule of assets (held at year end) as of December 31, 2024

The Plan's independent auditors did not perform auditing procedures with respect to this certified investment information, except for comparing such certified investment information to the related investment information included in the financial statements and ERISA-required supplemental schedule.

**Note 4. Disclosures About Fair Value of Plan Assets**

Fair value is the price that would be received to sell an asset or paid to transfer a liability in an orderly transaction between market participants at the measurement date. Fair value measurements must maximize the use of observable inputs and minimize the use of unobservable inputs. There is a hierarchy of three levels of inputs that may be used to measure fair value:

- Level 1** Quoted prices in active markets for identical assets or liabilities
- Level 2** Observable inputs other than Level 1 prices, such as quoted prices for similar assets or liabilities; quoted prices in markets that are not active; or other inputs that are observable or can be corroborated by observable market data for substantially the full term of the assets or liabilities
- Level 3** Unobservable inputs supported by little or no market activity and are significant to the fair value of the assets or liabilities

**Genesys Retirement Savings Plan**  
**Notes to Financial Statements**  
**December 31, 2024 and 2023**

***Recurring Measurements***

The following tables present the fair value measurements of assets recognized in the accompanying statements of net assets available for benefits measured at fair value on a recurring basis and the level within the fair value hierarchy in which the fair value measurements fall at December 31, 2024 and 2023:

	Fair Value	2024 Fair Value Measurements Using		
		Quoted Prices in Active Markets for Identical Assets (Level 1)	Significant Other Observable Inputs (Level 2)	Significant Unobservable Inputs (Level 3)
Mutual funds	\$ 196,133,285	\$ 196,133,285	\$ -	\$ -
Money market fund	10,617,861	10,617,861	-	-
Self-directed brokerage accounts	41,778,787	41,753,875	24,912	-
Total assets in the fair value hierarchy	248,529,933	<u>\$ 248,505,021</u>	<u>\$ 24,912</u>	<u>\$ -</u>
Investments measured at net asset value (A)	421,310,159			
Investments at fair value	<u>\$ 669,840,092</u>			

	Fair Value	2023 Fair Value Measurements Using		
		Quoted Prices in Active Markets for Identical Assets (Level 1)	Significant Other Observable Inputs (Level 2)	Significant Unobservable Inputs (Level 3)
Mutual funds	\$ 511,503,395	\$ 511,503,395	\$ -	\$ -
Money market fund	11,253,696	11,253,696	-	-
Self-directed brokerage accounts	30,114,481	29,962,861	151,620	-
Total assets in the fair value hierarchy	552,871,572	<u>\$ 552,719,952</u>	<u>\$ 151,620</u>	<u>\$ -</u>
Investments measured at net asset value (A)	31,297,558			
Investments at fair value	<u>\$ 584,169,130</u>			

(A) In accordance with Subtopic 820-10, certain investments that were measured at net asset value per share (or its equivalent) have not been classified in the fair value hierarchy. The fair value amounts presented in this table are intended to permit reconciliation of the fair value hierarchy to the line items presented in the statements of net assets available for benefits.

**Genesys Retirement Savings Plan  
Notes to Financial Statements  
December 31, 2024 and 2023**

---

Following is a description of the valuation methodologies and inputs used for assets measured at fair value on a recurring basis and recognized in the accompanying statements of net assets available for benefits, as well as the general classification of such assets pursuant to the valuation hierarchy. There have been no significant changes in the valuation techniques during the year ended December 31, 2024. The Plan had no liabilities measured at fair value on a recurring basis. In addition, the Plan had no assets or liabilities measured at fair value on a nonrecurring basis.

***Investments***

Where quoted market prices are available in an active market, securities are classified within Level 1 of the valuation hierarchy. Level 1 securities include mutual funds, common stocks and a money market fund. If quoted market prices are not available, then fair values are estimated by using pricing models, quoted prices of securities with similar characteristics or discounted cash flows. Level 2 securities include certificates of deposit held by the self-directed brokerage account. In certain cases where Level 1 or Level 2 inputs are not available, securities are classified within Level 3 of the hierarchy. There are no Level 3 securities held by the Plan.

**Note 5. Party-in-Interest Transactions**

Party-in-interest transactions include those with fiduciaries or employees of the Plan, any person who provides services to the Plan, an employer whose employees are covered by the Plan, an employee organization whose members are covered by the Plan, a person who owns 50 percent or more of such an employer or employee association, or relatives of such persons.

The Plan invests in certain funds of Fidelity. The Plan paid \$541,584 and \$571,159 of administrative and trustees fees to Fidelity during 2024 and 2023, respectively. The Plan paid fees of \$105,000 to Morgan Stanley, the Plan's investment advisor during 2024. The Plan paid fees of \$117,323 to Beacon Pointe Advisors, LLC, the Plan's investment advisor through September 2023, during 2023. The Plan paid \$20,050 and \$16,207 for other professional fees during 2024 and 2023, respectively.

The Plan receives revenue credits from Fidelity based on certain investments held and terms of the agreement. The revenue credit account had a balance of approximately \$22,000 and \$65,500 at December 31, 2024 and 2023, respectively. This account can be used by the Company to pay Plan expenses or allocated to participant accounts. \$302,837 and \$255,203 of credits received, during 2024 and 2023, respectively, were used to pay administrative expenses. These revenue credits are reflected in the "administrative expenses" line item on the statements of changes in net assets available for benefits.

The Company provides certain administrative services at no cost to the Plan.

**Note 6. Risks and Uncertainties**

The Plan invests in various investment securities. Investment securities are exposed to various risks such as interest rate, market and credit risks. Due to the level of risk associated with certain investment securities, it is at least reasonably possible that changes in the values of investment securities will occur in the near term and that such changes could materially affect the participants' account balances and the amounts reported in the statements of net assets available for benefits.

**Genesys Retirement Savings Plan  
Notes to Financial Statements  
December 31, 2024 and 2023**

---

**Note 7. Nonexempt Transactions**

Defined contribution plans are required to remit employee contributions to the Plan as soon as they can be reasonably segregated from the employer's general assets. While the Company remitted all employee contributions to the Plan, contributions of \$10 were not remitted within the required time period for the year ended December 31, 2024.

**Note 8. Subsequent Events**

Subsequent events have been evaluated August 28, 2025, which is the date the financial statements were available to be issued.

## ***Supplemental Schedules***

**Genesys Retirement Savings Plan**  
**EIN 94-3120525 PN 001**  
**Schedule H, Line 4a - Schedule of Delinquent Participant Contributions**  
**December 31, 2024**

<u>Identity</u>	<u>Relationship</u>	<u>Description</u>	<u>Participant Contributions Transferred Late to Plan</u>	<u>Total That Constitute Nonexempt Prohibited Transactions</u>
Genesys Cloud Services, Inc.	Employer and Sponsor	Participant contributions from July 2, 2024 pay date were not remitted to the Plan until October 25, 2024 outside of required DOL requirements	\$ 10	\$ -

**Genesys Retirement Savings Plan**  
**EIN 94-3120525 PN 001**  
**Schedule H, Line 4i - Schedule of Assets (Held at End of Year)**  
**December 31, 2024**

(a)(b) Identity of Issuer, Borrower, Lessor or Similar Party	(c) Description of Investment Including Maturity Date, Rate of Interest, Collateral, Par or Maturity Value	(e) Current Value
<b>Mutual Funds</b>		
Columbia Dividend Income Fund	451,045 shares	\$ 14,888,986
Carillon Eagle Mid Cap Growth Fund	158,640 shares	12,197,834
JPMorgan Large Cap Growth Fund R6	1,405,301 shares	117,679,873
Cohen & Steers Real Estate Securities Fund Class A	15,356 shares	246,469
FullerThaler Behavioral Small-Cap Equity Fund R6	328,940 shares	14,795,710
BrandywineGLOBAL High Yield Fund Class A	41,278 shares	425,160
Victory Sycamore Established Value Fund	379,018 shares	17,415,898
*Fidelity Investment Grade Bond Fund	2,610,643 shares	18,483,355
		196,133,285
<b>Common Collective Trust Funds</b>		
*Fidelity Managed Income Portfolio Class II	2.72%	9,788,613
T. Rowe Price Retirement 2065 Fund	229,990 shares	3,459,055
T. Rowe Price Retirement 2005 Fund	1,754 shares	36,720
T. Rowe Price Retirement 2015 Fund	10,267 shares	250,813
T. Rowe Price Retirement 2020 Fund	255,152 shares	6,779,389
T. Rowe Price Retirement 2025 Fund	632,404 shares	18,358,689
T. Rowe Price Retirement 2030 Fund	846,743 shares	26,807,873
T. Rowe Price Retirement 2035 Fund	1,219,837 shares	41,706,239
T. Rowe Price Retirement 2040 Fund	1,131,668 shares	41,056,926
T. Rowe Price Retirement 2045 Fund	1,268,699 shares	47,462,048
T. Rowe Price Retirement 2050 Fund	1,081,715 shares	40,640,042
T. Rowe Price Retirement 2055 Fund	795,519 shares	29,887,663
T. Rowe Price Retirement 2060 Fund	471,970 shares	11,346,162
Schroder International Alpha Trust	1,120,927 shares	19,784,367
State Street Global All Cap Equity ex-US Index	743,138 shares	10,397,993
State Street Russell Small/Mid Cap Index Securities- Lending Series Fund Class II	532,927 shares	9,814,916
State Street Equity 500 Index II	3,740,770 shares	96,814,870
State Street US Bond Index XIV	584,484 shares	6,291,380
		420,683,758
<b>Self-Directed Brokerage Accounts</b>	Various	41,778,787
<b>Money Market Fund</b>		
*Fidelity Governmental Money Market Fund	10,617,861 shares	10,617,861
<b>*Participant Loans</b>	4.25% - 10.50%, maturing January 2025 to December 2034	3,624,544
		\$ 672,838,235

\*Party-in-interest