

Form 5500

Annual Return/Report of Employee Benefit Plan

OMB Nos. 1210-0110 1210-0089

2024

This Form is Open to Public Inspection

Department of the Treasury Internal Revenue Service

Department of Labor Employee Benefits Security Administration

Pension Benefit Guaranty Corporation

This form is required to be filed for employee benefit plans under sections 104 and 4065 of the Employee Retirement Income Security Act of 1974 (ERISA) and sections 6057(b) and 6058(a) of the Internal Revenue Code (the Code).

Complete all entries in accordance with the instructions to the Form 5500.

Part I Annual Report Identification Information

For calendar plan year 2024 or fiscal plan year beginning 01/01/2024 and ending 12/31/2024

- A This return/report is for: [] a multiemployer plan [] a multiple-employer plan... [X] a single-employer plan [] a DFE... B This return/report is: [] the first return/report [] the final return/report... C If the plan is a collectively-bargained plan, check here... D Check box if filing under: [X] Form 5558 [] automatic extension... E If this is a retroactively adopted plan permitted by SECURE Act section 201, check here...

Part II Basic Plan Information—enter all requested information

1a Name of plan: MATRIX DESIGN GROUP 401(K) PLAN
1b Three-digit plan number (PN): 001
1c Effective date of plan: 01/01/2000
2a Plan sponsor's name (employer, if for a single-employer plan): MATRIX DESIGN GROUP, INC.
2b Employer Identification Number (EIN): 84-1515767
2c Plan Sponsor's telephone number: 719-575-0100
2d Business code (see instructions): 541330

Caution: A penalty for the late or incomplete filing of this return/report will be assessed unless reasonable cause is established.

Under penalties of perjury and other penalties set forth in the instructions, I declare that I have examined this return/report, including accompanying schedules, statements and attachments, as well as the electronic version of this return/report, and to the best of my knowledge and belief, it is true, correct, and complete.

Table with 4 columns: SIGN HERE, Signature of plan administrator, Date, Enter name of individual signing as plan administrator. Includes rows for employer/plan sponsor and DFE.

For Paperwork Reduction Act Notice, see the Instructions for Form 5500.

Form 5500 (2024) v. 240311

3a Plan administrator's name and address <input checked="" type="checkbox"/> Same as Plan Sponsor	3b Administrator's EIN	
	3c Administrator's telephone number	
4 If the name and/or EIN of the plan sponsor or the plan name has changed since the last return/report filed for this plan, enter the plan sponsor's name, EIN, the plan name and the plan number from the last return/report: a Sponsor's name c Plan Name	4b EIN	
	4d PN	
5 Total number of participants at the beginning of the plan year	5	301
6 Number of participants as of the end of the plan year unless otherwise stated (welfare plans complete only lines 6a(1) , 6a(2) , 6b , 6c , and 6d). a(1) Total number of active participants at the beginning of the plan year a(2) Total number of active participants at the end of the plan year b Retired or separated participants receiving benefits..... c Other retired or separated participants entitled to future benefits d Subtotal. Add lines 6a(2) , 6b , and 6c e Deceased participants whose beneficiaries are receiving or are entitled to receive benefits. f Total. Add lines 6d and 6e g(1) Number of participants with account balances as of the beginning of the plan year (only defined contribution plans complete this item) g(2) Number of participants with account balances as of the end of the plan year (only defined contribution plans complete this item) h Number of participants who terminated employment during the plan year with accrued benefits that were less than 100% vested.....	6a(1)	220
	6a(2)	210
	6b	1
	6c	99
	6d	310
	6e	0
	6f	310
	6g(1)	255
	6g(2)	274
7 Enter the total number of employers obligated to contribute to the plan (only multiemployer plans complete this item)	7	

8a If the plan provides pension benefits, enter the applicable pension feature codes from the List of Plan Characteristics Codes in the instructions:
 2E 2F 2G 2J 2K 2T 3D 3H

b If the plan provides welfare benefits, enter the applicable welfare feature codes from the List of Plan Characteristics Codes in the instructions:

9a Plan funding arrangement (check all that apply)	9b Plan benefit arrangement (check all that apply)
(1) <input checked="" type="checkbox"/> Insurance	(1) <input type="checkbox"/> Insurance
(2) <input type="checkbox"/> Code section 412(e)(3) insurance contracts	(2) <input type="checkbox"/> Code section 412(e)(3) insurance contracts
(3) <input checked="" type="checkbox"/> Trust	(3) <input checked="" type="checkbox"/> Trust
(4) <input type="checkbox"/> General assets of the sponsor	(4) <input type="checkbox"/> General assets of the sponsor

10 Check all applicable boxes in 10a and 10b to indicate which schedules are attached, and, where indicated, enter the number attached. (See instructions)

a Pension Schedules

- (1) **R** (Retirement Plan Information)
- (2) **MB** (Multiemployer Defined Benefit Plan and Certain Money Purchase Plan Actuarial Information) - signed by the plan actuary
- (3) **SB** (Single-Employer Defined Benefit Plan Actuarial Information) - signed by the plan actuary
- (4) **DCG** (Individual Plan Information) – Number Attached _____
- (5) **MEP** (Multiple-Employer Retirement Plan Information)

b General Schedules

- (1) **H** (Financial Information)
- (2) **I** (Financial Information – Small Plan)
- (3) **A** (Insurance Information) – Number Attached 1
- (4) **C** (Service Provider Information)
- (5) **D** (DFE/Participating Plan Information)
- (6) **G** (Financial Transaction Schedules)

Part III Form M-1 Compliance Information (to be completed by welfare benefit plans)

11a If the plan provides welfare benefits, was the plan subject to the Form M-1 filing requirements during the plan year? (See instructions and 29 CFR 2520.101-2.) Yes No

If "Yes" is checked, complete lines 11b and 11c.

11b Is the plan currently in compliance with the Form M-1 filing requirements? (See instructions and 29 CFR 2520.101-2.) Yes No

11c Enter the Receipt Confirmation Code for the 2024 Form M-1 annual report. If the plan was not required to file the 2024 Form M-1 annual report, enter the Receipt Confirmation Code for the most recent Form M-1 that was required to be filed under the Form M-1 filing requirements. (Failure to enter a valid Receipt Confirmation Code will subject the Form 5500 filing to rejection as incomplete.)

Receipt Confirmation Code _____

<p style="text-align: center;">SCHEDULE A (Form 5500)</p> <p style="text-align: center; font-size: small;">Department of the Treasury Internal Revenue Service</p> <hr/> <p style="text-align: center; font-size: small;">Department of Labor Employee Benefits Security Administration</p> <hr/> <p style="text-align: center; font-size: small;">Pension Benefit Guaranty Corporation</p>	<p>Insurance Information</p> <p>This schedule is required to be filed under section 104 of the Employee Retirement Income Security Act of 1974 (ERISA).</p> <p>▶ File as an attachment to Form 5500.</p> <p>▶ Insurance companies are required to provide the information pursuant to ERISA section 103(a)(2).</p>	<p>OMB No. 1210-0110</p> <hr/> <p style="font-size: 24pt;">2024</p> <hr/> <p>This Form is Open to Public Inspection</p>
---	--	---

For calendar plan year 2024 or fiscal plan year beginning 01/01/2024 and ending 12/31/2024

<p>A Name of plan MATRIX DESIGN GROUP 401(K) PLAN</p>	<p>B Three-digit plan number (PN) ▶</p>	<p>001</p>
<p>C Plan sponsor's name as shown on line 2a of Form 5500 MATRIX DESIGN GROUP, INC.</p>	<p>D Employer Identification Number (EIN) 84-1515767</p>	

Part I Information Concerning Insurance Contract Coverage, Fees, and Commissions Provide information for each contract on a separate Schedule A. Individual contracts grouped as a unit in Parts II and III can be reported on a single Schedule A.

1 Coverage Information:

(a) Name of insurance carrier
JOHN HANCOCK LIFE INSURANCE CO USA

(b) EIN	(c) NAIC code	(d) Contract or identification number	(e) Approximate number of persons covered at end of policy or contract year	Policy or contract year	
				(f) From	(g) To
01-0233346	65838	86096	280	01/01/2024	12/31/2024

2 Insurance fee and commission information. Enter the total fees and total commissions paid. List in line 3 the agents, brokers, and other persons in descending order of the amount paid.

<p>(a) Total amount of commissions paid</p> <p style="color: blue;">0</p>	<p>(b) Total amount of fees paid</p> <p style="color: blue;">26810</p>
--	---

3 Persons receiving commissions and fees. (Complete as many entries as needed to report all persons).

(a) Name and address of the agent, broker, or other person to whom commissions or fees were paid

TPA SERVICES, INC. 7108 S. ALTON WAY
BUILDING L, SUITE B
CENTENNIAL, CO 80112

(b) Amount of sales and base commissions paid	Fees and other commissions paid		(e) Organization code
	(c) Amount	(d) Purpose	
	26810	THIRD PARTY ADMINISTRATION	5

(a) Name and address of the agent, broker, or other person to whom commissions or fees were paid

(b) Amount of sales and base commissions paid	Fees and other commissions paid		(e) Organization code
	(c) Amount	(d) Purpose	

(a) Name and address of the agent, broker, or other person to whom commissions or fees were paid

(b) Amount of sales and base commissions paid	Fees and other commissions paid		(e) Organization code
	(c) Amount	(d) Purpose	

(a) Name and address of the agent, broker, or other person to whom commissions or fees were paid

(b) Amount of sales and base commissions paid	Fees and other commissions paid		(e) Organization code
	(c) Amount	(d) Purpose	

(a) Name and address of the agent, broker, or other person to whom commissions or fees were paid

(b) Amount of sales and base commissions paid	Fees and other commissions paid		(e) Organization code
	(c) Amount	(d) Purpose	

(a) Name and address of the agent, broker, or other person to whom commissions or fees were paid

(b) Amount of sales and base commissions paid	Fees and other commissions paid		(e) Organization code
	(c) Amount	(d) Purpose	

(a) Name and address of the agent, broker, or other person to whom commissions or fees were paid

(b) Amount of sales and base commissions paid	Fees and other commissions paid		(e) Organization code
	(c) Amount	(d) Purpose	

Part II Investment and Annuity Contract Information
 Where individual contracts are provided, the entire group of such individual contracts with each carrier may be treated as a unit for purposes of this report.

4 Current value of plan's interest under this contract in the general account at year end	4	16603558
5 Current value of plan's interest under this contract in separate accounts at year end.....	5	

6 Contracts With Allocated Funds:

a State the basis of premium rates ▶

b Premiums paid to carrier **6b**

c Premiums due but unpaid at the end of the year **6c**

d If the carrier, service, or other organization incurred any specific costs in connection with the acquisition or retention of the contract or policy, enter amount. **6d**
 Specify nature of costs ▶

e Type of contract: (1) individual policies (2) group deferred annuity
 (3) other (specify) ▶

f If contract purchased, in whole or in part, to distribute benefits from a terminating plan, check here ▶

7 Contracts With Unallocated Funds (Do not include portions of these contracts maintained in separate accounts)

a Type of contract: (1) deposit administration (2) immediate participation guarantee
 (3) guaranteed investment (4) other ▶ GROUP ANNUITY CONTRACT

b Balance at the end of the previous year	7b	0
c Additions: (1) Contributions deposited during the year	7c(1)	
	7c(2)	
	7c(3)	
	7c(4)	
	7c(5)	
	(6) Total additions	
d Total of balance and additions (add lines 7b and 7c(6))	7d	0
e Deductions: (1) Disbursed from fund to pay benefits or purchase annuities during year (2) Administration charge made by carrier..... (3) Transferred to separate account	7e(1)	
	7e(2)	
	7e(3)	
	7e(4)	
	(5) Total deductions	
f Balance at the end of the current year (subtract line 7e(5) from line 7d).....	7f	0

Part III Welfare Benefit Contract Information
 If more than one contract covers the same group of employees of the same employer(s) or members of the same employee organizations(s), the information may be combined for reporting purposes if such contracts are experience-rated as a unit. Where contracts cover individual employees, the entire group of such individual contracts with each carrier may be treated as a unit for purposes of this report.

8 Benefit and contract type (check all applicable boxes)

- a** Health (other than dental or vision)
- b** Dental
- c** Vision
- d** Life insurance
- e** Temporary disability (accident and sickness)
- f** Long-term disability
- g** Supplemental unemployment
- h** Prescription drug
- i** Stop loss (large deductible)
- j** HMO contract
- k** PPO contract
- l** Indemnity contract
- m** Other (specify) ▶

9 Experience-rated contracts:

a	Premiums: (1) Amount received	9a(1)			
	(2) Increase (decrease) in amount due but unpaid	9a(2)			
	(3) Increase (decrease) in unearned premium reserve	9a(3)			
	(4) Earned ((1) + (2) - (3))		9a(4)		0
b	Benefit charges (1) Claims paid	9b(1)			
	(2) Increase (decrease) in claim reserves	9b(2)			
	(3) Incurred claims (add (1) and (2))		9b(3)		0
	(4) Claims charged		9b(4)		
c	Remainder of premium: (1) Retention charges (on an accrual basis) --				
	(A) Commissions	9c(1)(A)			
	(B) Administrative service or other fees	9c(1)(B)			
	(C) Other specific acquisition costs	9c(1)(C)			
	(D) Other expenses	9c(1)(D)			
	(E) Taxes	9c(1)(E)			
	(F) Charges for risks or other contingencies	9c(1)(F)			
	(G) Other retention charges	9c(1)(G)			
	(H) Total retention		9c(1)(H)		0
	(2) Dividends or retroactive rate refunds. (These amounts were <input type="checkbox"/> paid in cash, or <input type="checkbox"/> credited.)		9c(2)		
d	Status of policyholder reserves at end of year: (1) Amount held to provide benefits after retirement		9d(1)		
	(2) Claim reserves		9d(2)		
	(3) Other reserves		9d(3)		
e	Dividends or retroactive rate refunds due. (Do not include amount entered in line 9c(2).)		9e		

10 Nonexperience-rated contracts:

a	Total premiums or subscription charges paid to carrier	10a		
b	If the carrier, service, or other organization incurred any specific costs in connection with the acquisition or retention of the contract or policy, other than reported in Part I, line 2 above, report amount.	10b		

Specify nature of costs.

Part IV Provision of Information

11 Did the insurance company fail to provide any information necessary to complete Schedule A? Yes No

12 If the answer to line 11 is "Yes," specify the information not provided. ▶

SCHEDULE C (Form 5500) <small>Department of the Treasury Internal Revenue Service</small> <small>Department of Labor Employee Benefits Security Administration</small> <small>Pension Benefit Guaranty Corporation</small>	Service Provider Information This schedule is required to be filed under section 104 of the Employee Retirement Income Security Act of 1974 (ERISA). ▶ File as an attachment to Form 5500.	<small>OMB No. 1210-0110</small> 2024 This Form is Open to Public Inspection.
--	--	---

For calendar plan year 2024 or fiscal plan year beginning **01/01/2024** and ending **12/31/2024**

A Name of plan MATRIX DESIGN GROUP 401(K) PLAN	B Three-digit plan number (PN) ▶	001
C Plan sponsor's name as shown on line 2a of Form 5500 MATRIX DESIGN GROUP, INC.	D Employer Identification Number (EIN) 84-1515767	

Part I Service Provider Information (see instructions)

You must complete this Part, in accordance with the instructions, to report the information required for **each person** who received, directly or indirectly, \$5,000 or more in total compensation (i.e., money or anything else of monetary value) in connection with services rendered to the plan or the person's position with the plan during the plan year. If a person received **only** eligible indirect compensation for which the plan received the required disclosures, you are required to answer line 1 but are not required to include that person when completing the remainder of this Part.

1 Information on Persons Receiving Only Eligible Indirect Compensation

a Check "Yes" or "No" to indicate whether you are excluding a person from the remainder of this Part because they received only eligible indirect compensation for which the plan received the required disclosures (see instructions for definitions and conditions)..... Yes No

b If you answered line 1a "Yes," enter the name and EIN or address of each person providing the required disclosures for the service providers who received only eligible indirect compensation. Complete as many entries as needed (see instructions).

(b) Enter name and EIN or address of person who provided you disclosures on eligible indirect compensation

(b) Enter name and EIN or address of person who provided you disclosures on eligible indirect compensation

(b) Enter name and EIN or address of person who provided you disclosures on eligible indirect compensation

(b) Enter name and EIN or address of person who provided you disclosures on eligible indirect compensation

(b) Enter name and EIN or address of person who provided you disclosures on eligible indirect compensation

(b) Enter name and EIN or address of person who provided you disclosures on eligible indirect compensation

(b) Enter name and EIN or address of person who provided you disclosures on eligible indirect compensation

(b) Enter name and EIN or address of person who provided you disclosures on eligible indirect compensation

(b) Enter name and EIN or address of person who provided you disclosures on eligible indirect compensation

(b) Enter name and EIN or address of person who provided you disclosures on eligible indirect compensation

(b) Enter name and EIN or address of person who provided you disclosures on eligible indirect compensation

(b) Enter name and EIN or address of person who provided you disclosures on eligible indirect compensation

2. Information on Other Service Providers Receiving Direct or Indirect Compensation. Except for those persons for whom you answered "Yes" to line 1a above, complete as many entries as needed to list each person receiving, directly or indirectly, \$5,000 or more in total compensation (i.e., money or anything else of value) in connection with services rendered to the plan or their position with the plan during the plan year. (See instructions).

(a) Enter name and EIN or address (see instructions)

JOHN HANCOCK LIFE INSURANCE CO.

P.O. BOX 600
BUFFALO, NY 14201-0600

01-0233346

(b) Service Code(s)	(c) Relationship to employer, employee organization, or person known to be a party-in-interest	(d) Enter direct compensation paid by the plan. If none, enter -0-.	(e) Did service provider receive indirect compensation? (sources other than plan or plan sponsor)	(f) Did indirect compensation include eligible indirect compensation, for which the plan received the required disclosures?	(g) Enter total indirect compensation received by service provider excluding eligible indirect compensation for which you answered "Yes" to element (f). If none, enter -0-.	(h) Did the service provider give you a formula instead of an amount or estimated amount?
15	RECORDKEEPER	1542	Yes <input checked="" type="checkbox"/> No <input type="checkbox"/>	Yes <input checked="" type="checkbox"/> No <input type="checkbox"/>	0	Yes <input checked="" type="checkbox"/> No <input type="checkbox"/>

(a) Enter name and EIN or address (see instructions)

(b) Service Code(s)	(c) Relationship to employer, employee organization, or person known to be a party-in-interest	(d) Enter direct compensation paid by the plan. If none, enter -0-.	(e) Did service provider receive indirect compensation? (sources other than plan or plan sponsor)	(f) Did indirect compensation include eligible indirect compensation, for which the plan received the required disclosures?	(g) Enter total indirect compensation received by service provider excluding eligible indirect compensation for which you answered "Yes" to element (f). If none, enter -0-.	(h) Did the service provider give you a formula instead of an amount or estimated amount?
			Yes <input type="checkbox"/> No <input type="checkbox"/>	Yes <input type="checkbox"/> No <input type="checkbox"/>		Yes <input type="checkbox"/> No <input type="checkbox"/>

(a) Enter name and EIN or address (see instructions)

(b) Service Code(s)	(c) Relationship to employer, employee organization, or person known to be a party-in-interest	(d) Enter direct compensation paid by the plan. If none, enter -0-.	(e) Did service provider receive indirect compensation? (sources other than plan or plan sponsor)	(f) Did indirect compensation include eligible indirect compensation, for which the plan received the required disclosures?	(g) Enter total indirect compensation received by service provider excluding eligible indirect compensation for which you answered "Yes" to element (f). If none, enter -0-.	(h) Did the service provider give you a formula instead of an amount or estimated amount?
			Yes <input type="checkbox"/> No <input type="checkbox"/>	Yes <input type="checkbox"/> No <input type="checkbox"/>		Yes <input type="checkbox"/> No <input type="checkbox"/>

Part I Service Provider Information (continued)

3. If you reported on line 2 receipt of indirect compensation, other than eligible indirect compensation, by a service provider, and the service provider is a fiduciary or provides contract administrator, consulting, custodial, investment advisory, investment management, broker, or recordkeeping services, answer the following questions for (a) each source from whom the service provider received \$1,000 or more in indirect compensation and (b) each source for whom the service provider gave you a formula used to determine the indirect compensation instead of an amount or estimated amount of the indirect compensation. Complete as many entries as needed to report the required information for each source.

(a) Enter service provider name as it appears on line 2	(b) Service Codes (see instructions)	(c) Enter amount of indirect compensation
(d) Enter name and EIN (address) of source of indirect compensation	(e) Describe the indirect compensation, including any formula used to determine the service provider's eligibility for or the amount of the indirect compensation.	
(a) Enter service provider name as it appears on line 2	(b) Service Codes (see instructions)	(c) Enter amount of indirect compensation
(d) Enter name and EIN (address) of source of indirect compensation	(e) Describe the indirect compensation, including any formula used to determine the service provider's eligibility for or the amount of the indirect compensation.	
(a) Enter service provider name as it appears on line 2	(b) Service Codes (see instructions)	(c) Enter amount of indirect compensation
(d) Enter name and EIN (address) of source of indirect compensation	(e) Describe the indirect compensation, including any formula used to determine the service provider's eligibility for or the amount of the indirect compensation.	

Part II Service Providers Who Fail or Refuse to Provide Information

4 Provide, to the extent possible, the following information for each service provider who failed or refused to provide the information necessary to complete this Schedule.

(a) Enter name and EIN or address of service provider (see instructions)	(b) Nature of Service Code(s)	(c) Describe the information that the service provider failed or refused to provide
(a) Enter name and EIN or address of service provider (see instructions)	(b) Nature of Service Code(s)	(c) Describe the information that the service provider failed or refused to provide
(a) Enter name and EIN or address of service provider (see instructions)	(b) Nature of Service Code(s)	(c) Describe the information that the service provider failed or refused to provide
(a) Enter name and EIN or address of service provider (see instructions)	(b) Nature of Service Code(s)	(c) Describe the information that the service provider failed or refused to provide
(a) Enter name and EIN or address of service provider (see instructions)	(b) Nature of Service Code(s)	(c) Describe the information that the service provider failed or refused to provide
(a) Enter name and EIN or address of service provider (see instructions)	(b) Nature of Service Code(s)	(c) Describe the information that the service provider failed or refused to provide

Part III Termination Information on Accountants and Enrolled Actuaries (see instructions)
(complete as many entries as needed)

a Name:	b EIN:
c Position:	
d Address:	e Telephone:

Explanation:

a Name:	b EIN:
c Position:	
d Address:	e Telephone:

Explanation:

a Name:	b EIN:
c Position:	
d Address:	e Telephone:

Explanation:

a Name:	b EIN:
c Position:	
d Address:	e Telephone:

Explanation:

a Name:	b EIN:
c Position:	
d Address:	e Telephone:

Explanation:

SCHEDULE D (Form 5500) <small>Department of the Treasury Internal Revenue Service</small> <small>Department of Labor Employee Benefits Security Administration</small>	DFE/Participating Plan Information This schedule is required to be filed under section 104 of the Employee Retirement Income Security Act of 1974 (ERISA). ▶ File as an attachment to Form 5500.	<small>OMB No. 1210-0110</small> 2024 This Form is Open to Public Inspection.
---	--	---

For calendar plan year 2024 or fiscal plan year beginning 01/01/2024 and ending 12/31/2024

A Name of plan <u>MATRIX DESIGN GROUP 401(K) PLAN</u>	B Three-digit plan number (PN) ▶	<u>001</u>
C Plan or DFE sponsor's name as shown on line 2a of Form 5500 <u>MATRIX DESIGN GROUP, INC.</u>	D Employer Identification Number (EIN) <u>84-1515767</u>	

Part I	Information on interests in MTIAs, CCTs, PSAs, and 103-12 IEs (to be completed by plans and DFEs) (Complete as many entries as needed to report all interests in DFEs)
---------------	--

a Name of MTIA, CCT, PSA, or 103-12 IE: <u>VANGUARD TARGET RET 2065</u>				
b Name of sponsor of entity listed in (a): <u>JOHN HANCOCK LIFE INSURANCE CO USA</u>				
c EIN-PN <u>01-0233346-000</u>	d Entity code <u>P</u>	e Dollar value of interest in MTIA, CCT, PSA, or 103-12 IE at end of year (see instructions)	<u>312446</u>	
a Name of MTIA, CCT, PSA, or 103-12 IE: <u>VANGUARD TARGET RET 2060</u>				
b Name of sponsor of entity listed in (a): <u>JOHN HANCOCK LIFE INSURANCE CO USA</u>				
c EIN-PN <u>01-0233346-000</u>	d Entity code <u>P</u>	e Dollar value of interest in MTIA, CCT, PSA, or 103-12 IE at end of year (see instructions)	<u>1042965</u>	
a Name of MTIA, CCT, PSA, or 103-12 IE: <u>VANGUARD TARGET RET 2055</u>				
b Name of sponsor of entity listed in (a): <u>JOHN HANCOCK LIFE INSURANCE CO USA</u>				
c EIN-PN <u>01-0233346-000</u>	d Entity code <u>P</u>	e Dollar value of interest in MTIA, CCT, PSA, or 103-12 IE at end of year (see instructions)	<u>1538433</u>	
a Name of MTIA, CCT, PSA, or 103-12 IE: <u>VANGUARD TARGET RET 2050</u>				
b Name of sponsor of entity listed in (a): <u>JOHN HANCOCK LIFE INSURANCE CO USA</u>				
c EIN-PN <u>01-0233346-000</u>	d Entity code <u>P</u>	e Dollar value of interest in MTIA, CCT, PSA, or 103-12 IE at end of year (see instructions)	<u>1618282</u>	
a Name of MTIA, CCT, PSA, or 103-12 IE: <u>VANGUARD TARGET RET 2045</u>				
b Name of sponsor of entity listed in (a): <u>JOHN HANCOCK LIFE INSURANCE CO USA</u>				
c EIN-PN <u>01-0233346-000</u>	d Entity code <u>P</u>	e Dollar value of interest in MTIA, CCT, PSA, or 103-12 IE at end of year (see instructions)	<u>1262630</u>	
a Name of MTIA, CCT, PSA, or 103-12 IE: <u>VANGUARD TARGET RET 2040</u>				
b Name of sponsor of entity listed in (a): <u>JOHN HANCOCK LIFE INSURANCE CO USA</u>				
c EIN-PN <u>01-0233346-000</u>	d Entity code <u>P</u>	e Dollar value of interest in MTIA, CCT, PSA, or 103-12 IE at end of year (see instructions)	<u>1462699</u>	
a Name of MTIA, CCT, PSA, or 103-12 IE: <u>VANGUARD TARGET RET 2035</u>				
b Name of sponsor of entity listed in (a): <u>JOHN HANCOCK LIFE INSURANCE CO USA</u>				
c EIN-PN <u>01-0233346-000</u>	d Entity code <u>P</u>	e Dollar value of interest in MTIA, CCT, PSA, or 103-12 IE at end of year (see instructions)	<u>1449867</u>	

a Name of MTIA, CCT, PSA, or 103-12 IE: VANGUARD TARGET RET 2030		
b Name of sponsor of entity listed in (a): JOHN HANCOCK LIFE INSURANCE CO USA		
c EIN-PN 01-0233346-000	d Entity code P	e Dollar value of interest in MTIA, CCT, PSA, or 103-12 IE at end of year (see instructions) 1295681
a Name of MTIA, CCT, PSA, or 103-12 IE: VANGUARD TARGET RET 2025		
b Name of sponsor of entity listed in (a): JOHN HANCOCK LIFE INSURANCE CO USA		
c EIN-PN 01-0233346-000	d Entity code P	e Dollar value of interest in MTIA, CCT, PSA, or 103-12 IE at end of year (see instructions) 1727988
a Name of MTIA, CCT, PSA, or 103-12 IE: VANGUARD TARGET RET 2020		
b Name of sponsor of entity listed in (a): JOHN HANCOCK LIFE INSURANCE CO USA		
c EIN-PN 01-0233346-000	d Entity code P	e Dollar value of interest in MTIA, CCT, PSA, or 103-12 IE at end of year (see instructions) 303
a Name of MTIA, CCT, PSA, or 103-12 IE: VANGUARD TARGET RET INCOME		
b Name of sponsor of entity listed in (a): JOHN HANCOCK LIFE INSURANCE CO USA		
c EIN-PN 01-0233346-000	d Entity code P	e Dollar value of interest in MTIA, CCT, PSA, or 103-12 IE at end of year (see instructions) 237811
a Name of MTIA, CCT, PSA, or 103-12 IE: AMERICAN CENTURY HERITAGE		
b Name of sponsor of entity listed in (a): JOHN HANCOCK LIFE INSURANCE CO USA		
c EIN-PN 01-0233346-000	d Entity code P	e Dollar value of interest in MTIA, CCT, PSA, or 103-12 IE at end of year (see instructions) 18604
a Name of MTIA, CCT, PSA, or 103-12 IE: COHEN & STEERS REAL ESTATE		
b Name of sponsor of entity listed in (a): JOHN HANCOCK LIFE INSURANCE CO USA		
c EIN-PN 01-0233346-000	d Entity code P	e Dollar value of interest in MTIA, CCT, PSA, or 103-12 IE at end of year (see instructions) 60886
a Name of MTIA, CCT, PSA, or 103-12 IE: DFA EMERGING MARKETS VALUE		
b Name of sponsor of entity listed in (a): JOHN HANCOCK LIFE INSURANCE CO USA		
c EIN-PN 01-0233346-000	d Entity code P	e Dollar value of interest in MTIA, CCT, PSA, or 103-12 IE at end of year (see instructions) 60327
a Name of MTIA, CCT, PSA, or 103-12 IE: DFA US TARGETED VALUE FUND		
b Name of sponsor of entity listed in (a): JOHN HANCOCK LIFE INSURANCE CO USA		
c EIN-PN 01-0233346-000	d Entity code P	e Dollar value of interest in MTIA, CCT, PSA, or 103-12 IE at end of year (see instructions) 165078
a Name of MTIA, CCT, PSA, or 103-12 IE: DFA U.S. SMALL CAP FUND		
b Name of sponsor of entity listed in (a): JOHN HANCOCK LIFE INSURANCE CO USA		
c EIN-PN 01-0233346-000	d Entity code P	e Dollar value of interest in MTIA, CCT, PSA, or 103-12 IE at end of year (see instructions) 128021
a Name of MTIA, CCT, PSA, or 103-12 IE: FIDELITY MID CAP INDEX FUND		
b Name of sponsor of entity listed in (a): JOHN HANCOCK LIFE INSURANCE CO USA		
c EIN-PN 01-0233346-000	d Entity code P	e Dollar value of interest in MTIA, CCT, PSA, or 103-12 IE at end of year (see instructions) 342499

a Name of MTIA, CCT, PSA, or 103-12 IE: JPMORGAN LARGE CAP GROWTH			
b Name of sponsor of entity listed in (a): JOHN HANCOCK LIFE INSURANCE CO USA			
c EIN-PN 01-0233346-000	d Entity code P	e Dollar value of interest in MTIA, CCT, PSA, or 103-12 IE at end of year (see instructions)	875716

a Name of MTIA, CCT, PSA, or 103-12 IE: JPMORGAN MIDCAP VALUE FUND			
b Name of sponsor of entity listed in (a): JOHN HANCOCK LIFE INSURANCE CO USA			
c EIN-PN 01-0233346-000	d Entity code P	e Dollar value of interest in MTIA, CCT, PSA, or 103-12 IE at end of year (see instructions)	31390

a Name of MTIA, CCT, PSA, or 103-12 IE: PUTNAM SMALL CAP GROWTH FUND			
b Name of sponsor of entity listed in (a): JOHN HANCOCK LIFE INSURANCE CO USA			
c EIN-PN 01-0233346-000	d Entity code P	e Dollar value of interest in MTIA, CCT, PSA, or 103-12 IE at end of year (see instructions)	306203

a Name of MTIA, CCT, PSA, or 103-12 IE: 500 INDEX FUND			
b Name of sponsor of entity listed in (a): JOHN HANCOCK LIFE INSURANCE CO USA			
c EIN-PN 01-0233346-000	d Entity code P	e Dollar value of interest in MTIA, CCT, PSA, or 103-12 IE at end of year (see instructions)	980972

a Name of MTIA, CCT, PSA, or 103-12 IE: COLUMBIA OVERSEAS VALUE FUND			
b Name of sponsor of entity listed in (a): JOHN HANCOCK LIFE INSURANCE CO USA			
c EIN-PN 01-0233346-000	d Entity code P	e Dollar value of interest in MTIA, CCT, PSA, or 103-12 IE at end of year (see instructions)	31388

a Name of MTIA, CCT, PSA, or 103-12 IE: FIDELITY INTERNATIONAL INDEX			
b Name of sponsor of entity listed in (a): JOHN HANCOCK LIFE INSURANCE CO USA			
c EIN-PN 01-0233346-000	d Entity code P	e Dollar value of interest in MTIA, CCT, PSA, or 103-12 IE at end of year (see instructions)	183010

a Name of MTIA, CCT, PSA, or 103-12 IE: PUTNAM LARGE CAP VALUE FUND			
b Name of sponsor of entity listed in (a): JOHN HANCOCK LIFE INSURANCE CO USA			
c EIN-PN 01-0233346-000	d Entity code P	e Dollar value of interest in MTIA, CCT, PSA, or 103-12 IE at end of year (see instructions)	76328

a Name of MTIA, CCT, PSA, or 103-12 IE: DFA INFLATION-PROTECTED SEC			
b Name of sponsor of entity listed in (a): JOHN HANCOCK LIFE INSURANCE CO USA			
c EIN-PN 01-0233346-000	d Entity code P	e Dollar value of interest in MTIA, CCT, PSA, or 103-12 IE at end of year (see instructions)	110959

a Name of MTIA, CCT, PSA, or 103-12 IE: FIDELITY ADVISOR TOTAL BOND			
b Name of sponsor of entity listed in (a): JOHN HANCOCK LIFE INSURANCE CO USA			
c EIN-PN 01-0233346-000	d Entity code P	e Dollar value of interest in MTIA, CCT, PSA, or 103-12 IE at end of year (see instructions)	9244

a Name of MTIA, CCT, PSA, or 103-12 IE: JPMORGAN CORE BOND FUND			
b Name of sponsor of entity listed in (a): JOHN HANCOCK LIFE INSURANCE CO USA			
c EIN-PN 01-0233346-000	d Entity code P	e Dollar value of interest in MTIA, CCT, PSA, or 103-12 IE at end of year (see instructions)	117317

a Name of MTIA, CCT, PSA, or 103-12 IE: JPMORGAN GLOBAL BOND OPPS

b Name of sponsor of entity listed in (a): JOHN HANCOCK LIFE INSURANCE CO USA

c EIN-PN 01-0233346-000	d Entity code P	e Dollar value of interest in MTIA, CCT, PSA, or 103-12 IE at end of year (see instructions) 6700
--------------------------------	------------------------	--

a Name of MTIA, CCT, PSA, or 103-12 IE: JOHN HANCOCK STABLE VAL

b Name of sponsor of entity listed in (a): JOHN HANCOCK LIFE INSURANCE CO USA

c EIN-PN 01-0233346-000	d Entity code P	e Dollar value of interest in MTIA, CCT, PSA, or 103-12 IE at end of year (see instructions) 1149811
--------------------------------	------------------------	---

a Name of MTIA, CCT, PSA, or 103-12 IE:

b Name of sponsor of entity listed in (a):

c EIN-PN	d Entity code	e Dollar value of interest in MTIA, CCT, PSA, or 103-12 IE at end of year (see instructions)
-----------------	----------------------	---

a Name of MTIA, CCT, PSA, or 103-12 IE:

b Name of sponsor of entity listed in (a):

c EIN-PN	d Entity code	e Dollar value of interest in MTIA, CCT, PSA, or 103-12 IE at end of year (see instructions)
-----------------	----------------------	---

a Name of MTIA, CCT, PSA, or 103-12 IE:

b Name of sponsor of entity listed in (a):

c EIN-PN	d Entity code	e Dollar value of interest in MTIA, CCT, PSA, or 103-12 IE at end of year (see instructions)
-----------------	----------------------	---

a Name of MTIA, CCT, PSA, or 103-12 IE:

b Name of sponsor of entity listed in (a):

c EIN-PN	d Entity code	e Dollar value of interest in MTIA, CCT, PSA, or 103-12 IE at end of year (see instructions)
-----------------	----------------------	---

a Name of MTIA, CCT, PSA, or 103-12 IE:

b Name of sponsor of entity listed in (a):

c EIN-PN	d Entity code	e Dollar value of interest in MTIA, CCT, PSA, or 103-12 IE at end of year (see instructions)
-----------------	----------------------	---

a Name of MTIA, CCT, PSA, or 103-12 IE:

b Name of sponsor of entity listed in (a):

c EIN-PN	d Entity code	e Dollar value of interest in MTIA, CCT, PSA, or 103-12 IE at end of year (see instructions)
-----------------	----------------------	---

a Name of MTIA, CCT, PSA, or 103-12 IE:

b Name of sponsor of entity listed in (a):

c EIN-PN	d Entity code	e Dollar value of interest in MTIA, CCT, PSA, or 103-12 IE at end of year (see instructions)
-----------------	----------------------	---

a Name of MTIA, CCT, PSA, or 103-12 IE:

b Name of sponsor of entity listed in (a):

c EIN-PN	d Entity code	e Dollar value of interest in MTIA, CCT, PSA, or 103-12 IE at end of year (see instructions)
-----------------	----------------------	---

SCHEDULE H (Form 5500) <small>Department of the Treasury Internal Revenue Service</small> <small>Department of Labor Employee Benefits Security Administration</small> <small>Pension Benefit Guaranty Corporation</small>	Financial Information This schedule is required to be filed under section 104 of the Employee Retirement Income Security Act of 1974 (ERISA), and section 6058(a) of the Internal Revenue Code (the Code). ▶ File as an attachment to Form 5500.	<small>OMB No. 1210-0110</small> 2024 This Form is Open to Public Inspection
--	--	--

For calendar plan year 2024 or fiscal plan year beginning 01/01/2024 and ending 12/31/2024	
A Name of plan MATRIX DESIGN GROUP 401(K) PLAN	B Three-digit plan number (PN) ▶ 001
C Plan sponsor's name as shown on line 2a of Form 5500 MATRIX DESIGN GROUP, INC.	D Employer Identification Number (EIN) 84-1515767

Part I	Asset and Liability Statement
---------------	--------------------------------------

1 Current value of plan assets and liabilities at the beginning and end of the plan year. Combine the value of plan assets held in more than one trust. Report the value of the plan's interest in a commingled fund containing the assets of more than one plan on a line-by-line basis unless the value is reportable on lines 1c(9) through 1c(14). Do not enter the value of that portion of an insurance contract which guarantees, during this plan year, to pay a specific dollar benefit at a future date. **Round off amounts to the nearest dollar.** MTIAs, CCTs, PSAs, and 103-12 IEs do not complete lines 1b(1), 1b(2), 1c(8), 1g, 1h, and 1i. CCTs, PSAs, and 103-12 IEs also do not complete lines 1d and 1e. See instructions.

		(a) Beginning of Year	(b) End of Year
Assets			
a Total noninterest-bearing cash	1a	7764	24838
b Receivables (less allowance for doubtful accounts):			
(1) Employer contributions	1b(1)	227785	239683
(2) Participant contributions	1b(2)		
(3) Other	1b(3)		
c General investments:			
(1) Interest-bearing cash (include money market accounts & certificates of deposit)	1c(1)		
(2) U.S. Government securities	1c(2)		
(3) Corporate debt instruments (other than employer securities):			
(A) Preferred	1c(3)(A)		
(B) All other	1c(3)(B)		
(4) Corporate stocks (other than employer securities):			
(A) Preferred	1c(4)(A)		
(B) Common	1c(4)(B)		
(5) Partnership/joint venture interests	1c(5)		
(6) Real estate (other than employer real property)	1c(6)		
(7) Loans (other than to participants)	1c(7)		
(8) Participant loans	1c(8)	43793	109119
(9) Value of interest in common/collective trusts	1c(9)		
(10) Value of interest in pooled separate accounts	1c(10)		
(11) Value of interest in master trust investment accounts	1c(11)		
(12) Value of interest in 103-12 investment entities	1c(12)		
(13) Value of interest in registered investment companies (e.g., mutual funds)	1c(13)	12308471	15453747
(14) Value of funds held in insurance company general account (unallocated contracts).....	1c(14)		
(15) Other.....	1c(15)	1368069	1149811

1d Employer-related investments:		(a) Beginning of Year	(b) End of Year
(1) Employer securities.....	1d(1)		
(2) Employer real property.....	1d(2)		
e Buildings and other property used in plan operation.....	1e		
f Total assets (add all amounts in lines 1a through 1e).....	1f	13955882	16977198
Liabilities			
g Benefit claims payable.....	1g		
h Operating payables.....	1h		
i Acquisition indebtedness.....	1i		
j Other liabilities.....	1j	0	0
k Total liabilities (add all amounts in lines 1g through 1j).....	1k	0	0
Net Assets			
l Net assets (subtract line 1k from line 1f).....	1l	13955882	16977198

Part II Income and Expense Statement

2 Plan income, expenses, and changes in net assets for the year. Include all income and expenses of the plan, including any trust(s) or separately maintained fund(s) and any payments/receipts to/from insurance carriers. Round off amounts to the nearest dollar. MTIAs, CCTs, PSAs, and 103-12 IEs do not complete lines 2a, 2b(1)(E), 2e, 2f, and 2g.

Income		(a) Amount	(b) Total
a Contributions:			
(1) Received or receivable in cash from: (A) Employers.....	2a(1)(A)	231134	
(B) Participants.....	2a(1)(B)	1597145	
(C) Others (including rollovers).....	2a(1)(C)	534999	
(2) Noncash contributions.....	2a(2)		
(3) Total contributions. Add lines 2a(1)(A), (B), (C), and line 2a(2).....	2a(3)		2363278
b Earnings on investments:			
(1) Interest:			
(A) Interest-bearing cash (including money market accounts and certificates of deposit).....	2b(1)(A)		
(B) U.S. Government securities.....	2b(1)(B)		
(C) Corporate debt instruments.....	2b(1)(C)		
(D) Loans (other than to participants).....	2b(1)(D)		
(E) Participant loans.....	2b(1)(E)	8801	
(F) Other.....	2b(1)(F)		
(G) Total interest. Add lines 2b(1)(A) through (F).....	2b(1)(G)		8801
(2) Dividends:			
(A) Preferred stock.....	2b(2)(A)		
(B) Common stock.....	2b(2)(B)		
(C) Registered investment company shares (e.g. mutual funds).....	2b(2)(C)		
(D) Total dividends. Add lines 2b(2)(A), (B), and (C).....	2b(2)(D)		0
(3) Rents.....	2b(3)		
(4) Net gain (loss) on sale of assets:			
(A) Aggregate proceeds.....	2b(4)(A)		
(B) Aggregate carrying amount (see instructions).....	2b(4)(B)		
(C) Subtract line 2b(4)(B) from line 2b(4)(A) and enter result.....	2b(4)(C)		
(5) Unrealized appreciation (depreciation) of assets:			
(A) Real estate.....	2b(5)(A)		
(B) Other.....	2b(5)(B)		
(C) Total unrealized appreciation of assets. Add lines 2b(5)(A) and (B).....	2b(5)(C)		

		(a) Amount	(b) Total
(6) Net investment gain (loss) from common/collective trusts	2b(6)		
(7) Net investment gain (loss) from pooled separate accounts	2b(7)		1828296
(8) Net investment gain (loss) from master trust investment accounts	2b(8)		
(9) Net investment gain (loss) from 103-12 investment entities	2b(9)		
(10) Net investment gain (loss) from registered investment companies (e.g., mutual funds)	2b(10)		
c Other income	2c		
d Total income. Add all income amounts in column (b) and enter total.....	2d		4200375

Expenses

e Benefit payment and payments to provide benefits:			
(1) Directly to participants or beneficiaries, including direct rollovers.....	2e(1)	1073228	
(2) To insurance carriers for the provision of benefits	2e(2)		
(3) Other.....	2e(3)		
(4) Total benefit payments. Add lines 2e(1) through (3)	2e(4)		1073228
f Corrective distributions (see instructions)	2f		
g Certain deemed distributions of participant loans (see instructions).....	2g		
h Interest expense.....	2h		
i Administrative expenses:			
(1) Salaries and allowances	2i(1)		
(2) Contract administrator fees	2i(2)	40428	
(3) Recordkeeping fees	2i(3)	19168	
(4) IQPA audit fees	2i(4)		
(5) Investment advisory and investment management fees	2i(5)	46235	
(6) Bank or trust company trustee/custodial fees	2i(6)		
(7) Actuarial fees	2i(7)		
(8) Legal fees	2i(8)		
(9) Valuation/appraisal fees	2i(9)		
(10) Other trustee fees and expenses	2i(10)		
(11) Other expenses.....	2i(11)		
(12) Total administrative expenses. Add lines 2i(1) through (11)	2i(12)		105831
j Total expenses. Add all expense amounts in column (b) and enter total.....	2j		1179059

Net Income and Reconciliation

k Net income (loss). Subtract line 2j from line 2d.....	2k		3021316
l Transfers of assets:			
(1) To this plan.....	2l(1)		
(2) From this plan	2l(2)		

Part III Accountant's Opinion

3 Complete lines 3a through 3c if the opinion of an independent qualified public accountant is attached to this Form 5500. Complete line 3d if an opinion is not attached.

a The attached opinion of an independent qualified public accountant for this plan is (see instructions):

(1) Unmodified (2) Qualified (3) Disclaimer (4) Adverse

b Check the appropriate box(es) to indicate whether the IQPA performed an ERISA section 103(a)(3)(C) audit. Check both boxes (1) and (2) if the audit was performed pursuant to both 29 CFR 2520.103-8 and 29 CFR 2520.103-12(d). Check box (3) if pursuant to neither.

(1) DOL Regulation 2520.103-8 (2) DOL Regulation 2520.103-12(d) (3) neither DOL Regulation 2520.103-8 nor DOL Regulation 2520.103-12(d).

c Enter the name and EIN of the accountant (or accounting firm) below:

(1) Name: HAYNIE & COMPANY

(2) EIN: 87-0325228

d The opinion of an independent qualified public accountant is **not attached** as part of Schedule H because:

(1) This form is filed for a CCT, PSA, DCG or MTIA. (2) It will be attached to the next Form 5500 pursuant to 29 CFR 2520.104-50.

Part IV Compliance Questions

4 CCTs and PSAs do not complete Part IV. MTIAs, 103-12 IEs, and GIAs do not complete lines 4a, 4e, 4f, 4g, 4h, 4k, 4m, 4n, or 5. 103-12 IEs also do not complete lines 4j and 4l. MTIAs also do not complete line 4l. DCGs do not complete lines 4e, 4f, 4k, 4l, and 5, and DCGs generally complete the rest of Part IV collectively for all plans in the DCG, except as otherwise provided (see instructions).

During the plan year:

	Yes	No	Amount
a Was there a failure to transmit to the plan any participant contributions within the time period described in 29 CFR 2510.3-102? Continue to answer "Yes" for any prior year failures until fully corrected. (See instructions and DOL's Voluntary Fiduciary Correction Program.)		X	
b Were any loans by the plan or fixed income obligations due the plan in default as of the close of the plan year or classified during the year as uncollectible? Disregard participant loans secured by participant's account balance. (Attach Schedule G (Form 5500) Part I if "Yes" is checked.)		X	
c Were any leases to which the plan was a party in default or classified during the year as uncollectible? (Attach Schedule G (Form 5500) Part II if "Yes" is checked.)		X	
d Were there any nonexempt transactions with any party-in-interest? (Do not include transactions reported on line 4a. Attach Schedule G (Form 5500) Part III if "Yes" is checked.)		X	
e Was this plan covered by a fidelity bond?	X		1140000
f Did the plan have a loss, whether or not reimbursed by the plan's fidelity bond, that was caused by fraud or dishonesty?		X	
g Did the plan hold any assets whose current value was neither readily determinable on an established market nor set by an independent third party appraiser?		X	
h Did the plan receive any noncash contributions whose value was neither readily determinable on an established market nor set by an independent third party appraiser?		X	
i Did the plan have assets held for investment? (Attach schedule(s) of assets if "Yes" is checked, and see instructions for format requirements.)	X		
j Were any plan transactions or series of transactions in excess of 5% of the current value of plan assets? (Attach schedule of transactions if "Yes" is checked and see instructions for format requirements.)		X	
k Were all the plan assets either distributed to participants or beneficiaries, transferred to another plan, or brought under the control of the PBGC?		X	
l Has the plan failed to provide any benefit when due under the plan?		X	
m If this is an individual account plan, was there a blackout period? (See instructions and 29 CFR 2520.101-3.)		X	
n If 4m was answered "Yes," check the "Yes" box if you either provided the required notice or one of the exceptions to providing the notice applied under 29 CFR 2520.101-3.			

5a Has a resolution to terminate the plan been adopted during the plan year or any prior plan year? Yes No
If "Yes," enter the amount of any plan assets that reverted to the employer this year _____.

5b If, during this plan year, any assets or liabilities were transferred from this plan to another plan(s), identify the plan(s) to which assets or liabilities were transferred. (See instructions.)

5b(1) Name of plan(s)	5b(2) EIN(s)	5b(3) PN(s)

5c Was the plan a defined benefit plan covered under the PBGC insurance program at any time during this plan year? (See ERISA section 4021 and instructions.) Yes No Not determined
If "Yes" is checked, enter the My PAA confirmation number from the PBGC premium filing for this plan year _____.

SCHEDULE R (Form 5500) <small>Department of the Treasury Internal Revenue Service</small> <small>Department of Labor Employee Benefits Security Administration</small> <small>Pension Benefit Guaranty Corporation</small>	Retirement Plan Information This schedule is required to be filed under sections 104 and 4065 of the Employee Retirement Income Security Act of 1974 (ERISA) and section 6058(a) of the Internal Revenue Code (the Code). ▶ File as an attachment to Form 5500.	<small>OMB No. 1210-0110</small> 2024 This Form is Open to Public Inspection.
--	---	---

For calendar plan year 2024 or fiscal plan year beginning **01/01/2024** and ending **12/31/2024**

A Name of plan MATRIX DESIGN GROUP 401(K) PLAN	B Three-digit plan number (PN) ▶	001
C Plan sponsor's name as shown on line 2a of Form 5500 MATRIX DESIGN GROUP, INC.	D Employer Identification Number (EIN) 84-1515767	

Part I	Distributions
---------------	----------------------

All references to distributions relate only to payments of benefits during the plan year.

1 Total value of distributions paid in property other than in cash or the forms of property specified in the instructions.....

1		0
----------	--	----------

2 Enter the EIN(s) of payor(s) who paid benefits on behalf of the plan to participants or beneficiaries during the year (if more than two, enter EINs of the two payors who paid the greatest dollar amounts of benefits):
EIN(s): 01-0233346

Profit-sharing plans, ESOPs, and stock bonus plans, skip line 3.

3 Number of participants (living or deceased) whose benefits were distributed in a single sum, during the plan year.....

3	
----------	--

Part II	Funding Information (If the plan is not subject to the minimum funding requirements of section 412 of the Internal Revenue Code or ERISA section 302, skip this Part.)
----------------	---

4 Is the plan administrator making an election under Code section 412(d)(2) or ERISA section 302(d)(2)? Yes No N/A
If the plan is a defined benefit plan, go to line 8.

5 If a waiver of the minimum funding standard for a prior year is being amortized in this plan year, see instructions and enter the date of the ruling letter granting the waiver. **Date:** Month _____ Day _____ Year _____
If you completed line 5, complete lines 3, 9, and 10 of Schedule MB and do not complete the remainder of this schedule.

6 a Enter the minimum required contribution for this plan year (include any prior year accumulated funding deficiency not waived)	6a	
b Enter the amount contributed by the employer to the plan for this plan year	6b	
c Subtract the amount in line 6b from the amount in line 6a. Enter the result (enter a minus sign to the left of a negative amount).....	6c	

If you completed line 6c, skip lines 8 and 9.

7 Will the minimum funding amount reported on line 6c be met by the funding deadline?..... Yes No N/A

8 If a change in actuarial cost method was made for this plan year pursuant to a revenue procedure or other authority providing automatic approval for the change or a class ruling letter, does the plan sponsor or plan administrator agree with the change? Yes No N/A

Part III	Amendments
-----------------	-------------------

9 If this is a defined benefit pension plan, were any amendments adopted during this plan year that increased or decreased the value of benefits? If yes, check the appropriate box. If no, check the "No" box..... Increase Decrease Both No

Part IV	ESOPs (see instructions). If this is not a plan described under section 409(a) or 4975(e)(7) of the Internal Revenue Code, skip this Part.
----------------	---

10 Were unallocated employer securities or proceeds from the sale of unallocated securities used to repay any exempt loan? Yes No

11 a Does the ESOP hold any preferred stock? Yes No

b If the ESOP has an outstanding exempt loan with the employer as lender, is such loan part of a "back-to-back" loan? (See instructions for definition of "back-to-back" loan.) Yes No

12 Does the ESOP hold any stock that is not readily tradable on an established securities market? Yes No

Part V Additional Information for Multiemployer Defined Benefit Pension Plans

13 Enter the following information for each employer that (1) contributed more than 5% of total contributions to the plan during the plan year or (2) was one of the top-ten highest contributors (measured in dollars). See instructions. Complete as many entries as needed to report all applicable employers.

a Name of contributing employer _____

b EIN _____ **c** Dollar amount contributed by employer _____

d Date collective bargaining agreement expires (If employer contributes under more than one collective bargaining agreement, check box and see instructions regarding required attachment. Otherwise, enter the applicable date.) Month _____ Day _____ Year _____

e Contribution rate information (If more than one rate applies, check this box and see instructions regarding required attachment. Otherwise, complete lines 13e(1) and 13e(2).)

(1) Contribution rate (in dollars and cents) _____

(2) Base unit measure: Hourly Weekly Unit of production Other (specify): _____

a Name of contributing employer _____

b EIN _____ **c** Dollar amount contributed by employer _____

d Date collective bargaining agreement expires (If employer contributes under more than one collective bargaining agreement, check box and see instructions regarding required attachment. Otherwise, enter the applicable date.) Month _____ Day _____ Year _____

e Contribution rate information (If more than one rate applies, check this box and see instructions regarding required attachment. Otherwise, complete lines 13e(1) and 13e(2).)

(1) Contribution rate (in dollars and cents) _____

(2) Base unit measure: Hourly Weekly Unit of production Other (specify): _____

a Name of contributing employer _____

b EIN _____ **c** Dollar amount contributed by employer _____

d Date collective bargaining agreement expires (If employer contributes under more than one collective bargaining agreement, check box and see instructions regarding required attachment. Otherwise, enter the applicable date.) Month _____ Day _____ Year _____

e Contribution rate information (If more than one rate applies, check this box and see instructions regarding required attachment. Otherwise, complete lines 13e(1) and 13e(2).)

(1) Contribution rate (in dollars and cents) _____

(2) Base unit measure: Hourly Weekly Unit of production Other (specify): _____

a Name of contributing employer _____

b EIN _____ **c** Dollar amount contributed by employer _____

d Date collective bargaining agreement expires (If employer contributes under more than one collective bargaining agreement, check box and see instructions regarding required attachment. Otherwise, enter the applicable date.) Month _____ Day _____ Year _____

e Contribution rate information (If more than one rate applies, check this box and see instructions regarding required attachment. Otherwise, complete lines 13e(1) and 13e(2).)

(1) Contribution rate (in dollars and cents) _____

(2) Base unit measure: Hourly Weekly Unit of production Other (specify): _____

a Name of contributing employer _____

b EIN _____ **c** Dollar amount contributed by employer _____

d Date collective bargaining agreement expires (If employer contributes under more than one collective bargaining agreement, check box and see instructions regarding required attachment. Otherwise, enter the applicable date.) Month _____ Day _____ Year _____

e Contribution rate information (If more than one rate applies, check this box and see instructions regarding required attachment. Otherwise, complete lines 13e(1) and 13e(2).)

(1) Contribution rate (in dollars and cents) _____

(2) Base unit measure: Hourly Weekly Unit of production Other (specify): _____

a Name of contributing employer _____

b EIN _____ **c** Dollar amount contributed by employer _____

d Date collective bargaining agreement expires (If employer contributes under more than one collective bargaining agreement, check box and see instructions regarding required attachment. Otherwise, enter the applicable date.) Month _____ Day _____ Year _____

e Contribution rate information (If more than one rate applies, check this box and see instructions regarding required attachment. Otherwise, complete lines 13e(1) and 13e(2).)

(1) Contribution rate (in dollars and cents) _____

(2) Base unit measure: Hourly Weekly Unit of production Other (specify): _____

14 Enter the number of deferred vested and retired participants (inactive participants), as of the beginning of the plan year, whose contributing employer is no longer making contributions to the plan for:

a The current plan year. Check the box to indicate the counting method used to determine the number of inactive participants: <input type="checkbox"/> last contributing employer <input type="checkbox"/> alternative <input type="checkbox"/> reasonable approximation (see instructions for required attachment).....	14a	
b The plan year immediately preceding the current plan year. <input type="checkbox"/> Check the box if the number reported is a change from what was previously reported (see instructions for required attachment).....	14b	
c The second preceding plan year. <input type="checkbox"/> Check the box if the number reported is a change from what was previously reported (see instructions for required attachment).....	14c	

15 Enter the ratio of the number of participants under the plan on whose behalf no employer had an obligation to make an employer contribution during the current plan year to:

a The corresponding number for the plan year immediately preceding the current plan year	15a	
b The corresponding number for the second preceding plan year	15b	

16 Information with respect to any employers who withdrew from the plan during the preceding plan year:

a Enter the number of employers who withdrew during the preceding plan year	16a	
b If line 16a is greater than 0, enter the aggregate amount of withdrawal liability assessed or estimated to be assessed against such withdrawn employers.....	16b	

17 If assets and liabilities from another plan have been transferred to or merged with this plan during the plan year, check box and see instructions regarding supplemental information to be included as an attachment

Part VI Additional Information for Single-Employer and Multiemployer Defined Benefit Pension Plans

18 If any liabilities to participants or their beneficiaries under the plan as of the end of the plan year consist (in whole or in part) of liabilities to such participants and beneficiaries under two or more pension plans as of immediately before such plan year, check box and see instructions regarding supplemental information to be included as an attachment

19 If the total number of participants is 1,000 or more, complete lines (a) and (b):

a Enter the percentage of plan assets held as:
 Public Equity: _____% Private Equity: _____% Investment-Grade Debt and Interest Rate Hedging Assets: _____%
 High-Yield Debt: _____% Real Assets: _____% Cash or Cash Equivalents: _____% Other: _____%

b Provide the average duration of the Investment-Grade Debt and Interest Rate Hedging Assets:
 0-5 years 5-10 years 10-15 years 15 years or more

20 PBGC missed contribution reporting requirements. If this is a multiemployer plan or a single-employer plan that is not covered by PBGC, skip line 20.

a Is the amount of unpaid minimum required contributions for all years from Schedule SB (Form 5500) line 40 greater than zero? Yes No

b If line 20a is "Yes," has PBGC been notified as required by ERISA sections 4043(c)(5) and/or 303(k)(4)? Check the applicable box:
 Yes.
 No. Reporting was waived under 29 CFR 4043.25(c)(2) because contributions equal to or exceeding the unpaid minimum required contribution were made by the 30th day after the due date.
 No. The 30-day period referenced in 29 CFR 4043.25(c)(2) has not yet ended, and the sponsor intends to make a contribution equal to or exceeding the unpaid minimum required contribution by the 30th day after the due date.
 No. Other. Provide explanation: _____

Part VII IRS Compliance Questions

21a Does the plan satisfy the coverage and nondiscrimination tests of Code sections 410(b) and 401(a)(4) by combining this plan with any other plans under the permissive aggregation rules? Yes No

21b If this is a Code section 401(k) plan, check all boxes that apply to indicate how the plan is intended to satisfy the nondiscrimination requirements for employee deferrals and employer matching contributions (as applicable) under Code sections 401(k)(3) and 401(m)(2).
 Design-based safe harbor method
 "Prior year" ADP test
 "Current year" ADP test
 N/A

22 If the plan sponsor is an adopter of a pre-approved plan that received a favorable IRS Opinion Letter, enter the date of the Opinion Letter 06 / 30 / 2020 (MM/DD/YYYY) and the Opinion Letter serial number Q703912A.

Matrix Design Group 401(k) Plan

Financial Statements and Supplemental Schedule
with Independent Auditors' Report

December 31, 2024 and 2023





INDEX

	Page
Independent Auditors' Report	1
Financial Statements:	
Statements of Net Assets Available for Benefits December 31, 2024 and 2023	4
Statement of Changes in Net Assets Available for Benefits For the Year Ended December 31, 2024	5
Notes to Financial Statements	6
Supplemental Schedule:	
Schedule H, Line 4i - Schedule of Assets (Held at End of Year) December 31, 2024	15



1221 W. Mineral Avenue, Suite 202
Littleton, CO 80120

 303-734-4800

 303-795-3356

 www.HaynieCPAs.com

INDEPENDENT AUDITORS' REPORT

The Plan Administrator
Matrix Design Group 401(k) Plan:

Scope and Nature of the ERISA Section 103(a)(3)(C) Audit

We have performed audits of the accompanying financial statements of Matrix Design Group 401(k) Plan, an employee benefit plan subject to the Employee Retirement Income Security Act of 1974 (ERISA), as permitted by ERISA Section 103(a)(3)(C) [ERISA Section 103(a)(3)(C) audit]. The financial statements comprise the statements of net assets available for benefits as of December 31, 2024 and 2023, and the related statement of changes in net assets available for benefits for the year ended December 31, 2024, and the related notes to the financial statements.

Management, having determined it is permissible in the circumstances, has elected to have the audits of Matrix Design Group 401(k) Plan's financial statements performed in accordance with ERISA Section 103(a)(3)(C) pursuant to 29 CFR 2520.103-8 of the Department of Labor's Rules and Regulations for Reporting and Disclosure under ERISA. As permitted by ERISA Section 103(a)(3)(C), our audits need not extend to any statements or information related to assets held for investment of the plan (investment information) by a bank or similar institution or insurance carrier that is regulated, supervised, and subject to periodic examination by a state or federal agency, provided that the statements or information regarding assets so held are prepared and certified to by the bank or similar institution or insurance carrier in accordance with 29 CFR 2520.103-5 of the Department of Labor's Rules and Regulations for Reporting and Disclosure under ERISA (qualified institution).

Management has obtained certifications from a qualified institution as of December 31, 2024 and 2023, and for the year ended December 31, 2024, stating that the certified investment information, as described in Note 5 to the financial statements, is complete and accurate.

Opinion

In our opinion, based on our audits and on the procedures performed as described in the Auditors' Responsibilities for the Audit of the Financial Statements section—

- the amounts and disclosures in the financial statements referred to above, other than those agreed to or derived from the certified investment information, are presented fairly, in all material respects, in accordance with accounting principles generally accepted in the United States of America.
- the information in the financial statements referred to above related to assets held by and certified to by a qualified institution agrees to, or is derived from, in all material respects, the information prepared and certified by an institution that management determined meets the requirements of ERISA Section 103(a)(3)(C).

Basis for Opinion

We conducted our audits in accordance with auditing standards generally accepted in the United States of America. Our responsibilities under those standards are further described in the Auditors' Responsibilities for the Audit of the Financial Statements section of our report. We are required to be independent of Matrix Design Group 401(k) Plan and to meet our other ethical responsibilities in accordance with the relevant ethical requirements relating to our audits. We believe that the audit evidence we have obtained is sufficient and appropriate to provide a basis for our ERISA Section 103(a)(3)(C) audit opinion.

Responsibilities of Management for the Financial Statements

Management is responsible for the preparation and fair presentation of the financial statements in accordance with accounting principles generally accepted in the United States of America, and for the design, implementation, and maintenance of internal control relevant to the preparation and fair presentation of financial statements that are free from material misstatement, whether due to fraud or error. Management's election of the ERISA Section 103(a)(3)(C) audit does not affect management's responsibility for the financial statements.

In preparing the financial statements, management is required to evaluate whether there are conditions or events, considered in the aggregate, that raise substantial doubt about Matrix Design Group 401(k) Plan's ability to continue as a going concern for one year after the date the financial statements are available to be issued.

Management is also responsible for maintaining a current plan instrument, including all plan amendments, administering the plan, and determining that the plan's transactions that are presented and disclosed in the financial statements are in conformity with the plan's provisions, including maintaining sufficient records with respect to each of the participants, to determine the benefits due or which may become due to such participants.

Auditors' Responsibilities for the Audit of the Financial Statements

Except as described in the Scope and Nature of the ERISA Section 103(a)(3)(C) Audit section of our report, our objectives are to obtain reasonable assurance about whether the financial statements as a whole are free from material misstatement, whether due to fraud or error, and to issue an auditors' report that includes our opinion. Reasonable assurance is a high level of assurance but is not absolute assurance and therefore is not a guarantee that an audit conducted in accordance with generally accepted auditing standards will always detect a material misstatement when it exists. The risk of not detecting a material misstatement resulting from fraud is higher than for one resulting from error, as fraud may involve collusion, forgery, intentional omissions, misrepresentations, or the override of internal control. Misstatements are considered material if there is a substantial likelihood that, individually or in the aggregate, they would influence the judgment made by a reasonable user based on the financial statements.

In performing an audit in accordance with generally accepted auditing standards, we:

- Exercise professional judgment and maintain professional skepticism throughout the audit.
- Identify and assess the risks of material misstatement of the financial statements, whether due to fraud or error, and design and perform audit procedures responsive to those risks. Such procedures include examining, on a test basis, evidence regarding the amounts and disclosures in the financial statements.
- Obtain an understanding of internal control relevant to the audit in order to design audit procedures that are appropriate in the circumstances, but not for the purpose of expressing an opinion on the effectiveness of Matrix Design Group 401(k) Plan's internal control. Accordingly, no such opinion is expressed.
- Evaluate the appropriateness of accounting policies used and the reasonableness of significant accounting estimates made by management, as well as evaluate the overall presentation of the financial statements.
- Conclude whether, in our judgment, there are conditions or events, considered in the aggregate, that raise substantial doubt about Matrix Design Group 401(k) Plan's ability to continue as a going concern for a reasonable period of time.

Our audits did not extend to the certified investment information, except for obtaining and reading the certification, comparing the certified investment information with the related information presented and disclosed in the financial statements, and reading the disclosures relating to the certified investment information to assess whether they are in accordance with the presentation and disclosure requirements of accounting principles generally accepted in the United States of America.

Accordingly, the objective of an ERISA Section 103(a)(3)(C) audit is not to express an opinion about whether the financial statements as a whole are presented fairly, in all material respects, in accordance with accounting principles generally accepted in the United States of America.

We are required to communicate with those charged with governance regarding, among other matters, the planned scope and timing of the audit, significant audit findings, and certain internal control-related matters that we identified during the audit.


Supplemental Schedule Required by ERISA

The supplemental Schedule of Assets (Held at End of Year) as of December 31, 2024 is presented for purposes of additional analysis and is not a required part of the financial statements but is supplementary information required by the Department of Labor's Rules and Regulations for Reporting and Disclosure under ERISA. Such information is the responsibility of management and was derived from and relates directly to the underlying accounting and other records used to prepare the financial statements. The information included in the supplemental schedule, other than that agreed to or derived from the certified investment information, has been subjected to auditing procedures applied in the audits of the financial statements and certain additional procedures, including comparing and reconciling such information directly to the underlying accounting and other records used to prepare the financial statements or to the financial statements themselves, and other additional procedures in accordance with generally accepted auditing standards. For information included in the supplemental schedule that agreed to or is derived from the certified investment information, we compared such information to the related certified investment information.

In forming our opinion on the supplemental schedule, we evaluated whether the supplemental schedule, other than the information agreed to or derived from the certified investment information, including its form and content, is presented in conformity with the Department of Labor's Rules and Regulations for Reporting and Disclosure under ERISA.

In our opinion—

- the form and content of the supplemental schedule, other than the information in the supplemental schedule that agreed to or is derived from the certified investment information, is presented, in all material respects, in conformity with the Department of Labor's Rules and Regulations for Reporting and Disclosure under ERISA.
- the information in the supplemental schedule related to assets held by and certified to by a qualified institution agrees to or is derived from, in all material respects, the information prepared and certified by an institution that management determined meets the requirements of ERISA Section 103(a)(3)(C).



Haynie & Company
Littleton, Colorado
September 12, 2025

Matrix Design Group 401(k) Plan
Statements of Net Assets Available for Benefits
December 31, 2024 and 2023

	2024	2023
Assets		
Investments at fair value:		
Pooled separate accounts	\$ 16,603,558	\$ 13,676,540
Noninterest-bearing cash	24,838	7,764
Notes receivable from participants	109,119	43,793
Employer contributions receivable	238,898	226,999
Employer receivable - other	785	785
Total Receivables	348,802	271,577
 Total Assets	 16,977,198	 13,955,881
 Liabilities		
Due to participant	26,836	24,397
Net Assets Available for Benefits	\$ 16,950,362	\$ 13,931,484

The accompanying notes are an integral part of these financial statements.

Matrix Design Group 401(k) Plan
Statement of Changes in Net Assets Available for Benefits
For the Year Ended December 31, 2024

	2024
Additions:	
Investment income:	
Net appreciation in fair value of investments	\$ 1,825,857
Interest income on notes receivable from participants	8,801
Contributions:	
Employer	231,134
Participant	1,597,146
Rollover	534,999
	2,363,279
Total additions	4,197,937
Deductions:	
Benefits paid to participants	1,073,228
Administrative fees and expenses	105,831
Total deductions	1,179,059
Net increase	3,018,878
Net assets available for benefits:	
Beginning of year	13,931,484
Ending of year	\$ 16,950,362

The accompanying notes are an integral part of these financial statements.

Matrix Design Group 401(k) Plan

Notes to Financial Statements

Years Ended December 31, 2024 and 2023

1. Description of Plan

The following description of the Matrix Design Group 401(k) Plan (“the Plan”) provides only general information. Participants should refer to the Plan agreement for a more complete description of the Plan’s provisions.

Participating employers in the Plan include Matrix Design Group, Inc. and its subsidiary Matrix Environmental, LLC (here in after, jointly “the Company”).

General

The Plan is a participant-directed defined contribution plan, under which participants may direct their contributions into various investment options (generally mutual funds) offered by the Plan. An employee may participate at age 21 with one month of service. The Plan is subject to the provisions of the Employee Retirement Income Security Act (ERISA). John Hancock Life Insurance Company (John Hancock) serves as the Plan custodian. The Board of Trustees and plan management are responsible for the oversight of the Plan, and determine the appropriateness of the Plan’s investment offerings, and monitor investment performance.

Contributions

Participants may generally defer annual compensation to a specified limit (\$23,000 in 2024) as defined in the Plan and by statute. Annual additions to the plan are also limited to the lesser of annual compensation or a statutory limit. Participants may also transfer in amounts representing distributions from other qualified plans (rollovers). Contributions are also subject to other statutory limitations, with certain “catch-up” adjustments also permitted for participants age 50 or older.

In 2018, the Plan was amended to provide for automatic enrollment, and new participants in 2018 and thereafter are automatically enrolled at a 4% contribution rate, unless the participant elects a different deferral or declines to participate.

The Company can contribute matching or discretionary profit-sharing contributions, and has accrued a contribution equal to 25% of participants’ first 6% in deferrals at December 31, 2024 and 2023, respectively, which are recorded as employer receivables by the Plan.

Participants may designate all or a portion of their elective deferrals as Roth elective deferrals.

Participant Accounts

Each participant’s account is credited with the participant’s contributions and Company matching contributions, as well as allocations of the Company’s profit sharing contributions (if any) and Plan earnings. Participant accounts are charged with an allocation of administrative expenses that are paid by the Plan. Allocations are based on participant earnings, account balances, or specific participant transactions, as defined. The benefit to which a participant is entitled is the benefit that can be provided from the participant’s vested account.

Matrix Design Group 401(k) Plan
Notes to Financial Statements (continued)
Years Ended December 31, 2024 and 2023

1. Description of Plan (continued)

Vesting

Participants are immediately vested in their contributions and earnings thereon. Vesting in Company contributions and earnings thereon is based on total years of service. A year of service is based upon 1,000 hours of service in a 12 month period. The vesting schedule is as follows:

<u>Total years of service</u>	<u>% Vested</u>
Less than 2	- 0 -
2	20%
3	40%
4	60%
5	80%
6	100%

Participants are fully vested upon death or total and permanent disability.

Notes Receivable from Participants

Participants may borrow from their fund accounts a minimum of \$1,000 up to a maximum generally equal to the lesser of \$50,000 (with certain reductions for loans already outstanding) or 50% of their vested account balance. The loans are secured by the balance in the participant's account and bear interest at rates ranging from 5.25% to 10.5%, which are commensurate with prevailing rates at the origination of the loan, as determined periodically by the Plan's third-party administrator. Principal and interest are paid ratably through bi-weekly payroll deductions, generally over terms not exceeding five years, with longer terms for loans used to acquire a primary residence.

Participant Allocations

Participants generally must be employed at December 31 to receive allocations of matching contributions and discretionary employer profit sharing contributions.

Payment of Benefits

Distributions under the Plan are generally to be made in lump sums. Partial withdrawals are generally only permitted for required minimum distributions. Hardship distributions are permitted, and in-service distributions may be made if the participant has reached age 59 ½. Distributions of less than \$5,000 do not require participant consent.

Forfeited Accounts

At December 31, 2024 and 2023, forfeited non-vested accounts totaled \$24,838 and \$7,764, respectively. Forfeitures may be used to reduce employer contributions and to pay Plan expenses. In 2024, \$7,764 were used to reduce employer contributions, and in 2023, \$30,650 of forfeitures were used as an additional discretionary profit-sharing contribution.

Matrix Design Group 401(k) Plan
Notes to Financial Statements (continued)
Years Ended December 31, 2024 and 2023

2. Significant Accounting Policies

Basis of Accounting

The accompanying financial statements of the Plan are prepared on the accrual basis of accounting.

Use of Estimates

The preparation of financial statements in conformity with generally accepted accounting principles requires management to make estimates and assumptions that affect the reported amounts of assets and liabilities and changes therein, and disclosures of contingent assets and liabilities. Actual results could differ from those estimates.

Investment Valuation and Income Recognition

Investments are reported at fair value. Fair value is the price that would be received to sell an asset or paid to transfer a liability in an orderly transaction between market participants at the measurement date. Fair value of pooled separate accounts is measured at the net unit value, which is based on the fair value of the underlying assets of the account. The Trustees determine the Plan's valuation policies based on input from the Custodian. See note 10 for a discussion of fair value measurements.

Purchases and sales of securities are recorded on a trade-date basis. Dividends are recorded on the ex-dividend date. Interest income is reported on the accrual basis. Net appreciation (depreciation) includes the Plan's gains and losses on investments bought and sold as well as held during the year.

Excess Contributions Payable

Amounts payable to participants for contributions in excess of amounts allowed by the IRS are recorded as a liability with corresponding reduction to contributions. There were no excess contributions in 2024 or in 2023.

Notes Receivable From Participants

Notes receivable from participants are measured at their unpaid principal balance plus any accrued but unpaid interest. Interest income is recorded on the accrual basis. Related fees are recorded as administrative expenses, are charged directly to the related participant, and are expensed when they are incurred. There was no allowance for credit losses recorded as of December 31, 2024 and 2023.

Due to Participant

Due to participant represents an account balance due to a terminated employee who did not receive the correct distribution. The balance is measured at the participant's account balance as of December 31, 2024.

Matrix Design Group 401(k) Plan

Notes to Financial Statements (continued)

Years Ended December 31, 2024 and 2023

2. Significant Accounting Policies (continued)

Payment of Benefits

Benefits are recorded when paid.

Expenses

The Company pays for certain direct Plan administrative and other expenses, but this is discretionary, and such expenses are excluded from these financial statements. Additionally, Company employees provide certain administrative duties at no charge to the Plan. Participants are charged directly for loan and distribution fees. Certain fees are also paid through revenue sharing from plan investments to John Hancock and to the plan's investment advisor and the third-party administrator, which are generally included in investment appreciation.

3. Tax Status

The Plan has not obtained a determination letter. The volume submitter plan has received a letter from the IRS dated June 30, 2020, stating that the plan document form is acceptable under Section 401. Although the Plan has since been amended, the Plan Trustees believe that the Plan is designed and is currently being operated in compliance with the applicable requirements of the Internal Revenue Code, and therefore believe that the Plan is qualified and the related Trust is tax-exempt.

Accounting principles generally accepted in the United States of America require plan management to evaluate tax positions taken by the plan and recognize a tax liability (or asset) if the organization has taken an uncertain position that more likely than not would not be sustained upon examination by the applicable tax authorities. The Plan administrator has analyzed the tax positions taken by the Plan, and has concluded that as of December 31, 2024, there are no uncertain positions taken or expected to be taken that would require recognition of a liability (or asset) or disclosure in the financial statements. The Plan is subject to routine audits by taxing jurisdictions; however, there are currently no audits for any tax periods in progress. Because plan management believes that the Plan had no taxable income, no income tax returns have been filed for December 31, 2024 or prior years.

4. Subsequent Events

Management has conducted a review of subsequent events for possible disclosure in or correction of these financial statements through September 12, 2025, the date the financial statements were available to be issued.

Matrix Design Group 401(k) Plan
Notes to Financial Statements (continued)
Years Ended December 31, 2024 and 2023

5. Information Prepared and Certified by Custodian

The following information included in the accompanying financial statements and supplemental schedule was obtained from data that has been prepared and certified as complete and accurate by the custodian:

- All investments, cash, and notes receivable from participants
- Investment income and interest income on notes receivable from participants
- Information presented in the supplemental schedule

6. Plan Termination

Although it has not expressed any intent to do so, the Company has the right under the Plan to discontinue its contributions at any time and to terminate the Plan subject to the provisions of ERISA. In the event of Plan termination, participants will become 100% vested in their employer contributions.

7. Related Party and Party In Interest Transactions

John Hancock, the custodian of the Plan, manages certain plan assets. Therefore, these transactions qualify as party in interest transactions. The custodian, the plan's investment advisor, and the third-party administrator receive 12(b)(1) and similar fees from mutual funds in which the Plan has invested. The custodian maintains the pooled account which holds the plan's mutual funds, and also sponsors certain funds (the Target Date funds and the Stable Value Fund are the most significant of such funds) held by the Plan.

8. Risks and Uncertainties

The Plan invests in various investment securities. Investment securities are exposed to various risks such as interest rate, market, and credit risks. Due to the level of risk associated with certain investment securities, it is at least reasonably possible that changes in the values of the securities will occur in the near term, and that such changes could materially affect participants' account balances and the amounts reported in the statement of net assets available for benefits.

Matrix Design Group 401(k) Plan
Notes to Financial Statements (continued)
Years Ended December 31, 2024 and 2023

9. Form 5500 Reconciliation

A reconciliation of the statement of net assets available for benefits to Form 5500 as reported at December 31, 2024 and 2023 as follows:

	<u>2024</u>	<u>2023</u>
Net assets available for benefits, reported herein	\$16,950,362	\$13,931,484
Due to participant	<u>26,836</u>	<u>24,397</u>
Net assets available for benefits, per Form 5500	\$16,977,198	\$13,955,881

A reconciliation of the net increase in net assets available for benefits to Form 5500 as reported at December 31, 2024 and 2023 as follows:

	<u>2024</u>	<u>2023</u>
Net increase (decrease) in net assets available, reported herein	\$ 3,018,878	\$ 3,041,336
Earnings (losses) due to participant	<u>2,438</u>	<u>2,925</u>
Net increase (decrease) in assets available, per Form 5500	\$ 3,021,316	\$ 3,044,261

10. Fair Value Measurements

The framework for measuring fair value provides a fair value hierarchy that prioritizes the inputs to valuation techniques used to measure fair value. The hierarchy gives the highest priority to unadjusted quoted prices in active markets for identical assets or liabilities (level 1 measurements) and the lowest priority to unobservable inputs (level 3 measurements). The three levels of the fair value hierarchy under FASB ASC Section 820 are described as follows:

Level 1 Inputs to the valuation methodology are unadjusted quoted prices for identical assets or liabilities in active markets that the Plan has the ability to access.

Level 2 Inputs to the valuation methodology include

- quoted prices for similar assets or liabilities in active markets;
- quoted prices for identical or similar assets or liabilities in inactive markets;
- inputs other than quoted prices that are observable for the asset or liability;
- inputs that are derived principally from or corroborated by observable market data by correlation or other means.

If the asset or liability has a specified (contractual) term, the level 2 input must be observable for substantially the full term of the asset or liability.

Matrix Design Group 401(k) Plan
Notes to Financial Statements (continued)
Years Ended December 31, 2024 and 2023

10. Fair Value Measurements (continued)

Level 3 Inputs to the valuation methodology are unobservable and significant to the fair value measurement.

The asset or liability's fair value measurement level within the fair value hierarchy is based on the lowest level of any input that is significant to the fair value measurement. Valuation techniques used need to maximize the use of observable inputs and minimize the use of unobservable inputs.

Following is a description of the valuation methodologies used for investments measured at fair value within the pooled account. John Hancock publishes daily the relevant unit costs based on the methods described (with deductions for administrative and other fees). There have been no changes in the methodologies used at December 31, 2024 and 2023 from those used in the prior year.

Mutual Funds in the pooled account excluding Stable Value Fund: Valued generally based on the daily closing price as reported by the John Hancock pooled separate account. The mutual funds held by the Plan in the pooled account are open-end mutual funds that are registered with the Securities and Exchange Commission. These funds are required to publish their daily net asset value (NAV) and to transact at that price.

Stable Value Fund: Valued generally by reference to a Collective Trust which is the only investment of the fund (see Note 11), using the unit price quoted daily by John Hancock in its pooled separate account.

The preceding methods described may produce a fair value calculation that may not be indicative of net realizable value or reflective of future fair value. Furthermore, although the Plan believes its valuation methods are appropriate and consistent with other market participants, the use of different methodologies or assumptions to determine the fair value of certain financial instruments could result in a different fair value measurement at the reporting date.

The availability of observable market data is monitored to assess the appropriate classification of financial instruments within the fair value hierarchy. Changes in economic conditions or model-based valuation techniques may require the transfer of financial instruments from one fair value level to another. In such instances, the transfer is reported at the beginning of the reporting period.

The Trustees evaluate the significance of transfers between levels based upon the nature of the financial instrument and size of the transfer relative to total net assets available for benefits. There were no transfers in December 31, 2024 and 2023.

Matrix Design Group 401(k) Plan
Notes to Financial Statements (continued)
Years Ended December 31, 2024 and 2023

10. Fair Value Measurements (continued)

The following tables set forth by level, within the fair value hierarchy, the Plan's investment assets at fair value as of December 31, 2024 and 2023.

	<u>December 31, 2024</u>			
	<u>Level 1</u>	<u>Level 2</u>	<u>Level 3</u>	<u>Total</u>
Pooled Separate Account:				
Mutual funds	\$ -	\$ 15,453,747	\$ -	\$ 15,453,747
Stable Value Fund	-	1,149,811	-	1,149,811
Total investments at fair value	<u>\$ -</u>	<u>\$ 16,603,558</u>	<u>\$ -</u>	<u>\$ 16,603,558</u>

	<u>December 31, 2023</u>			
	<u>Level 1</u>	<u>Level 2</u>	<u>Level 3</u>	<u>Total</u>
Pooled Separate Account:				
Mutual funds	\$ -	\$ 12,308,471	\$ -	\$ 12,308,471
Stable Value Fund	-	1,368,069	-	1,368,069
Total investments at fair value	<u>\$ -</u>	<u>\$ 13,676,540</u>	<u>\$ -</u>	<u>\$ 13,676,540</u>

11. Stable Value Investment

Contributions to the JH John Hancock Stable Value Fund (SVF) are invested solely in units of the John Hancock Stable Value Fund Collective Investment Trust, (the "Trust"), a collective trust. The Unit Value is determined from the fair value of the underlying Trust as adjusted to account for the reinvestment of distributions from the underlying Trust and the deduction of Fund expenses. The Trust invests in U.S. Government and Agency obligations, corporate debt, mutual funds, insurance company common/collective trusts, and similar investments. Most of these are classified by the Trust as level 2 investments. Because of the indirect holdings of the Plan, this investment is not considered to be a fully benefit-responsive investment contract.

Withdrawals from this Sub-account are subject to the same restrictions that apply to the underlying Trust. Withdrawals are generally made at the current Unit Value on a daily basis. Payment of "Individual Participant Directed Withdrawals", as defined in the underlying Trust's

Declaration of Trust, may be delayed for up to thirty calendar days in the event that the Trustee determines in its discretion that an earlier withdrawal may have an adverse impact on the Trust.

Matrix Design Group 401(k) Plan
Notes to Financial Statements (continued)
Years Ended December 31, 2024 and 2023

11. Stable Value Investment (continued)

Payment of “Participating Plan Directed Withdrawals”, as defined in the underlying Trust’s Declaration of Trust, may be delayed for up to 12 months at the discretion of the Trustee (for example, the Plan adding competing investment options). Alternatively, unitholders may elect to receive payment without such delay, subject to the application of a market value adjustment factor to the amount of the requested withdrawal if, at the time the withdrawal is to be made, the market value of the net assets of the Trust is less than its contract value. Where such, or any, restrictions or price adjustments are invoked by the underlying Trust with respect to a particular withdrawal under a particular Contract, the custodian will apply such restrictions or price adjustments to those withdrawals.

No market adjustment would have been required at December 31, 2024 and 2023.

The Plan Trustee does not believe that any events which would limit the Plan’s ability to transact at unit value with participants, such as termination of the plan, bankruptcy of the sponsor, termination of the contract with John Hancock, and other matters are probable at present.

There are no reserves against unit value for credit risk of the contract issuer or otherwise.

This information is only a summary of certain key provisions of the SVF, and participants should refer to the SVF for a complete review of its provisions, including the impact of Investing Fiduciary Initiated Events (such as mergers, layoffs, bankruptcy, full or partial Plan termination, and early retirement incentive programs) as defined therein.

Supplemental Information

**Matrix Design Group 401(k) Plan
Plan #001, EIN 84-1515767
Schedule H, Line 4i -
Schedule of Assets (Held at End of Year)
December 31, 2024**

(a)	(b) Identity of issue, borrower, lessor, or similar party	(c) Description of investment	(d) Cost (2)	(e) Current Value
	Vanguard	Target Retirement 2025 Fund (1)		\$ 1,727,988
	Vanguard	Target Retirement 2050 Fund (1)		1,618,282
	Vanguard	Target Retirement 2055 Fund (1)		1,538,433
	Vanguard	Target Retirement 2040 Fund (1)		1,462,699
	Vanguard	Target Retirement 2035 Fund (1)		1,449,867
	Vanguard	Target Retirement 2030 Fund (1)		1,295,681
	Vanguard	Target Retirement 2045 Fund (1)		1,262,630
*	John Hancock Life Ins Co	JH Stable Value Fund (1)		1,149,811
	Vanguard	Target Retirement 2060 Fund (1)		1,042,965
*	John Hancock	500 Index Fund		980,972
	JPMorgan	Large Cap Growth		875,716
	Fidelity Advisor	Mid Cap Index Fund		342,499
	Vanguard	Target Retirement 2065 Fund (1)		312,446
	Putnam	Small Cap Growth Fund		306,203
	Vanguard	Target Retirement Income		237,811
	Fidelity Advisor	International Index		183,010
	DFA	Targeted Value Fund		165,078
	DFA	U.S. Small Cap Fund		128,021
	JPMorgan	Core Bond Fund		117,317
	DFA	Inflation-Protected Securities Fund		110,959
	Putnam	Large Cap Value Fund		76,328
	Cohen & Steers	Real Estate Fund		60,886
	DFA	Emerging Markets Value		60,327
	JPMorgan	MidCap Value Fund		31,390
	Columbia	Overseas Value Fund		31,388
	American Century	Heritage Fund		18,604
	Fidelity Advisor	Total Bond		9,244
	JPMorgan	Global Bond Opportunities Fund		6,700
	Vanguard	Target Retirement 2020 Fund (1)		303
		Total investments - pooled account		<u>\$ 16,603,558</u>
*		Notes Receivable from Participants, 5.25% - 10.5%	-0-	<u>\$ 109,119</u>

* Parties-in-Interest

(1) Fund sponsored by John Hancock

(2) Cost information is not presented because all investments are participant-directed.

The accompanying notes are an integral part of these financial statements.

**Matrix Design Group 401(k) Plan
Plan #001, EIN 84-1515767
Schedule H, Line 4i -
Schedule of Assets (Held at End of Year)
December 31, 2024**

(a)	(b) Identity of issue, borrower, lessor, or similar party	(c) Description of investment	(d) Cost (2)	(e) Current Value
	Vanguard	Target Retirement 2025 Fund (1)		\$ 1,727,988
	Vanguard	Target Retirement 2050 Fund (1)		1,618,282
	Vanguard	Target Retirement 2055 Fund (1)		1,538,433
	Vanguard	Target Retirement 2040 Fund (1)		1,462,699
	Vanguard	Target Retirement 2035 Fund (1)		1,449,867
	Vanguard	Target Retirement 2030 Fund (1)		1,295,681
	Vanguard	Target Retirement 2045 Fund (1)		1,262,630
*	John Hancock Life Ins Co	JH Stable Value Fund (1)		1,149,811
	Vanguard	Target Retirement 2060 Fund (1)		1,042,965
*	John Hancock	500 Index Fund		980,972
	JPMorgan	Large Cap Growth		875,716
	Fidelity Advisor	Mid Cap Index Fund		342,499
	Vanguard	Target Retirement 2065 Fund (1)		312,446
	Putnam	Small Cap Growth Fund		306,203
	Vanguard	Target Retirement Income		237,811
	Fidelity Advisor	International Index		183,010
	DFA	Targeted Value Fund		165,078
	DFA	U.S. Small Cap Fund		128,021
	JPMorgan	Core Bond Fund		117,317
	DFA	Inflation-Protected Securities Fund		110,959
	Putnam	Large Cap Value Fund		76,328
	Cohen & Steers	Real Estate Fund		60,886
	DFA	Emerging Markets Value		60,327
	JPMorgan	MidCap Value Fund		31,390
	Columbia	Overseas Value Fund		31,388
	American Century	Heritage Fund		18,604
	Fidelity Advisor	Total Bond		9,244
	JPMorgan	Global Bond Opportunities Fund		6,700
	Vanguard	Target Retirement 2020 Fund (1)		303
		Total investments - pooled account		<u>\$ 16,603,558</u>
*		Notes Receivable from Participants, 5.25% - 10.5%	-0-	<u>\$ 109,119</u>

* Parties-in-Interest

(1) Fund sponsored by John Hancock

(2) Cost information is not presented because all investments are participant-directed.

The accompanying notes are an integral part of these financial statements.