

Form 5500-SF

Department of the Treasury Internal Revenue Service

Department of Labor Employee Benefits Security Administration Pension Benefit Guaranty Corporation

Short Form Annual Return/Report of Small Employee Benefit Plan

This form is required to be filed under sections 104 and 4065 of the Employee Retirement Income Security Act of 1974 (ERISA), and sections 6057(b) and 6058(a) of the Internal Revenue Code (the Code).

Complete all entries in accordance with the instructions to the Form 5500-SF.

OMB Nos. 1210-0110 1210-0089

2024

This Form is Open to Public Inspection

Part I Annual Report Identification Information

For calendar plan year 2024 or fiscal plan year beginning 01/01/2024 and ending 12/31/2024

- A This return/report is for: [X] a single-employer plan [] a multiple-employer plan (not multiemployer) (Pension Plan filers checking this box must attach Schedule MEP. Other plans must attach a list of participating employer information in accordance with the form instructions.)
B This return/report is [] the first return/report [] the final return/report [] an amended return/report [] a short plan year return/report (less than 12 months)
C Check box if filing under: [X] Form 5558 [] automatic extension [] DFVC program [] special extension (enter description)
D If the plan is a collectively-bargained plan, check here []
E If this is a retroactively adopted plan permitted by SECURE Act section 201, check here []

Part II Basic Plan Information—enter all requested information

1a Name of plan NEW PHARMACY PENSION PLAN
1b Three-digit plan number (PN) 002
1c Effective date of plan 10/01/2019
2a Plan sponsor's name (employer, if for a single-employer plan) Mailing address (include room, apt., suite no. and street, or P.O. Box) City or town, state or province, country, and ZIP or foreign postal code (if foreign, see instructions) MDM PHARMACY SERVICES, LLC MICHAEL MAHER 57725 29 PALMS HWY YUCCA VALLEY, CA 92284-3044 57725 29 PALMS HWY YUCCA VALLEY, CA 92284-3044
2b Employer Identification Number (EIN) 45-3719859
2c Sponsor's telephone number 760-228-1600
2d Business code (see instructions) 446110
3a Plan administrator's name and address [X] Same as Plan Sponsor.
3b Administrator's EIN
3c Administrator's telephone number
4 If the name and/or EIN of the plan sponsor or the plan name has changed since the last return/report filed for this plan, enter the plan sponsor's name, EIN, the plan name and the plan number from the last return/report.
a Sponsor's name
c Plan Name
4b EIN
4d PN
5a Total number of participants at the beginning of the plan year 19
b Total number of participants at the end of the plan year 18
c(1) Number of participants with account balances as of the beginning of the plan year (only defined contribution plans complete this item)
c(2) Number of participants with account balances as of the end of the plan year (only defined contribution plans complete this item)
d(1) Total number of active participants at the beginning of the plan year 12
d(2) Total number of active participants at the end of the plan year 12
e Number of participants who terminated employment during the plan year with accrued benefits that were less than 100% vested 1

Caution: A penalty for the late or incomplete filing of this return/report will be assessed unless reasonable cause is established. Under penalties of perjury and other penalties set forth in the instructions, I declare that I have examined this return/report, including, if applicable, a Schedule SB or Schedule MB completed and signed by an enrolled actuary, as well as the electronic version of this return/report, and to the best of my knowledge and belief, it is true, correct, and complete.

Table with 4 columns: SIGN HERE, Signature of plan administrator, Date, and MICHAEL MAHER. Includes a second row for the employer/plan sponsor signature.

- 6a** Were all of the plan's assets during the plan year invested in eligible assets? (See instructions.) Yes No
- b** Are you claiming a waiver of the annual examination and report of an independent qualified public accountant (IQPA) under 29 CFR 2520.104-46? (See instructions on waiver eligibility and conditions.) Yes No
- If you answered "No" to either line 6a or line 6b, the plan cannot use Form 5500-SF and must instead use Form 5500.**
- c** If the plan is a defined benefit plan, is it covered under the PBGC insurance program (see ERISA section 4021)? Yes No Not determined
- If "Yes" is checked, enter the My PAA confirmation number from the PBGC premium filing for this plan year _____ (See instructions.)

Part III Financial Information			
7 Plan Assets and Liabilities		(a) Beginning of Year	(b) End of Year
a Total plan assets	7a	1594309	1726564
b Total plan liabilities	7b		
c Net plan assets (subtract line 7b from line 7a)	7c	1594309	1726564
8 Income, Expenses, and Transfers for this Plan Year		(a) Amount	(b) Total
a Contributions received or receivable from:			
(1) Employers	8a(1)		
(2) Participants	8a(2)		
(3) Others (including rollovers)	8a(3)		
b Other income (loss)	8b	132255	
c Total income (add lines 8a(1), 8a(2), 8a(3), and 8b)	8c		132255
d Benefits paid (including direct rollovers and insurance premiums to provide benefits)	8d		
e Certain deemed and/or corrective distributions (see instructions) .	8e		
f Administrative service providers (salaries, fees, commissions)	8f		
g Other expenses	8g		
h Total expenses (add lines 8d, 8e, 8f, and 8g)	8h		
i Net income (loss) (subtract line 8h from line 8c)	8i		132255
j Transfers to (from) the plan (see instructions)	8j		

Part IV Plan Characteristics	
9a	If the plan provides pension benefits, enter the applicable pension feature codes from the List of Plan Characteristic Codes in the instructions: 1A 3D
b	If the plan provides welfare benefits, enter the applicable welfare feature codes from the List of Plan Characteristic Codes in the instructions:

Part V Compliance Questions				
10 During the plan year:		Yes	No	Amount
a Was there a failure to transmit to the plan any participant contributions within the time period described in 29 CFR 2510.3-102? Continue to answer "Yes" for any prior year failures until fully corrected. (See instructions and DOL's Voluntary Fiduciary Correction Program)	10a		X	
b Were there any nonexempt transactions with any party-in-interest? (Do not include transactions reported on line 10a.)	10b		X	
c Was the plan covered by a fidelity bond?	10c	X		250000
d Did the plan have a loss, whether or not reimbursed by the plan's fidelity bond, that was caused by fraud or dishonesty?	10d		X	
e Were any fees or commissions paid to any brokers, agents, or other persons by an insurance carrier, insurance service, or other organization that provides some or all of the benefits under the plan? (See instructions.)	10e		X	
f Has the plan failed to provide any benefit when due under the plan?	10f		X	
g Did the plan have any participant loans? (If "Yes," enter amount as of year-end.)	10g		X	
h If this is an individual account plan, was there a blackout period? (See instructions and 29 CFR 2520.101-3.)	10h		X	
i If 10h was answered "Yes," check the box if you either provided the required notice or one of the exceptions to providing the notice applied under 29 CFR 2520.101-3	10i			

Part VI Pension Funding Compliance

11 Is this a defined benefit plan subject to minimum funding requirements? (If "Yes," see instructions and complete Schedule SB (Form 5500) and lines 11a and b below.) If this is a defined contribution pension plan, leave line 11 blank and complete line 12 below. Yes No

a Enter the unpaid minimum required contributions for all years from Schedule SB (Form 5500) line 40 **11a** 0

b PBGC missed contribution reporting requirements. If the plan is covered by PBGC and the amount reported on line 11a is greater than \$0, has PBGC been notified as required by ERISA sections 4043(c)(5) and/or 303(k)(4)? Check the applicable box:
 Yes.
 No. Reporting was waived under 29 CFR 4043.25(c)(2) because contributions equal to or exceeding the unpaid minimum required contribution were made by the 30th day after the due date.
 No. The 30-day period referenced in 29 CFR 4043.25(c)(2) has not yet ended, and the sponsor intends to make a contribution equal to or exceeding the unpaid minimum required contribution by the 30th day after the due date.
 No. Other. Provide explanation _____

12 Is this a defined contribution plan subject to the minimum funding requirements of section 412 of the Code or section 302 of ERISA? Yes No
(If "Yes," complete line 12a or lines 12b, 12c, 12d, and 12e below, as applicable.) If this is a defined benefit pension plan, leave line 12 blank and complete line 11 above.

a If a waiver of the minimum funding standard for a prior year is being amortized in this plan year, see instructions, and enter the date of the letter ruling granting the waiver. Month Day Year

If you completed line 12a, complete lines 3, 9, and 10 of Schedule MB (Form 5500), and skip to line 13.

b Enter the minimum required contribution for this plan year **12b**

c Enter the amount contributed by the employer to the plan for this plan year **12c**

d Subtract the amount in line 12c from the amount in line 12b. Enter the result (enter a minus sign to the left of a negative amount) **12d**

e Will the minimum funding amount reported on line 12d be met by the funding deadline?..... Yes No N/A

Part VII Plan Terminations and Transfers of Assets

13a Has a resolution to terminate the plan been adopted in any plan year? Yes No

a If "Yes," enter the amount of any plan assets that reverted to the employer this year..... **13a**

b Were all the plan assets distributed to participants or beneficiaries, transferred to another plan, or brought under the control of the PBGC? Yes No

c If, during this plan year, any assets or liabilities were transferred from this plan to another plan(s), identify the plan(s) to which assets or liabilities were transferred. (See instructions.)

13c(1) Name of plan(s):	13c(2) EIN(s)	13c(3) PN(s)

Part VIII IRS Compliance Questions

14a Does the plan satisfy the coverage and nondiscrimination tests of Code sections 410(b) and 401(a)(4) by combining this plan with any other plans under the permissive aggregation rules? Yes No

14b If this is a Code section 401(k) plan, check all boxes that apply to indicate how the plan is intended to satisfy the nondiscrimination requirements for employee deferrals and employer matching contributions (as applicable) under Code sections 401(k)(3) and 401(m)(2).
 Design-based safe harbor method
 "Prior year" ADP test
 "Current year" ADP test
 N/A

15 If the plan sponsor is an adopter of a pre-approved plan that received a favorable IRS Opinion Letter, enter the date of the Opinion Letter 02 / 28 / 2023 (MM/DD/YYYY) and the Opinion Letter serial number Q705110A.

SCHEDULE SB (Form 5500) <small>Department of the Treasury Internal Revenue Service</small> <small>Department of Labor Employee Benefits Security Administration</small> <small>Pension Benefit Guaranty Corporation</small>	Single-Employer Defined Benefit Plan Actuarial Information This schedule is required to be filed under section 104 of the Employee Retirement Income Security Act of 1974 (ERISA) and section 6059 of the Internal Revenue Code (the Code). ▶ File as an attachment to Form 5500 or 5500-SF.	<small>OMB No. 1210-0110</small> 2024 This Form is Open to Public Inspection
---	--	--

For calendar plan year 2024 or fiscal plan year beginning 01/01/2024 and ending 12/31/2024

▶ **Round off amounts to nearest dollar.**
▶ **Caution:** A penalty of \$1,000 will be assessed for late filing of this report unless reasonable cause is established.

A Name of plan <u>NEW PHARMACY PENSION PLAN</u>	B Three-digit plan number (PN) ▶	<u>002</u>
C Plan sponsor's name as shown on line 2a of Form 5500 or 5500-SF <u>MDM PHARMACY SERVICES, LLC</u>	D Employer Identification Number (EIN) <u>45-3719859</u>	
E Type of plan: <input checked="" type="checkbox"/> Single <input type="checkbox"/> Multiple-A <input type="checkbox"/> Multiple-B	F Prior year plan size: <input checked="" type="checkbox"/> 100 or fewer <input type="checkbox"/> 101-500 <input type="checkbox"/> More than 500	

Part I Basic Information

1	Enter the valuation date: Month <u>12</u> Day <u>31</u> Year <u>2024</u>		
2	Assets:		
	a Market value	2a	<u>1726564</u>
	b Actuarial value	2b	<u>1726564</u>
3	Funding target/participant count breakdown	(1) Number of participants	(2) Vested Funding Target
	a For retired participants and beneficiaries receiving payment	<u>0</u>	<u>0</u>
	b For terminated vested participants	<u>6</u>	<u>49420</u>
	c For active participants	<u>12</u>	<u>640918</u>
	d Total	<u>18</u>	<u>690338</u>
4	If the plan is in at-risk status, check the box and complete lines (a) and (b)..... <input type="checkbox"/>		
	a Funding target disregarding prescribed at-risk assumptions	4a	
	b Funding target reflecting at-risk assumptions, but disregarding transition rule for plans that have been in at-risk status for fewer than five consecutive years and disregarding loading factor	4b	
5	Effective interest rate	5	<u>5.45 %</u>
6	Target normal cost		
	a Present value of current plan year accruals	6a	<u>126576</u>
	b Expected plan-related expenses	6b	<u>0</u>
	c Target normal cost	6c	<u>126576</u>

Statement by Enrolled Actuary
To the best of my knowledge, the information supplied in this schedule and accompanying schedules, statements and attachments, if any, is complete and accurate. Each prescribed assumption was applied in accordance with applicable law and regulations. In my opinion, each other assumption is reasonable (taking into account the experience of the plan and reasonable expectations) and such other assumptions, in combination, offer my best estimate of anticipated experience under the plan.

SIGN HERE		<u>10/01/2025</u>
	Signature of actuary	Date
	<u>SAMUEL VENOZIOU</u>	<u>23-08976</u>
	Type or print name of actuary	Most recent enrollment number
	<u>PENCERT, LTD.</u>	<u>630-789-0700</u>
	Firm name	Telephone number (including area code)
	<u>735 N.CASS AVE</u> <u>WESTMONT, IL 60559</u>	
	Address of the firm	

If the actuary has not fully reflected any regulation or ruling promulgated under the statute in completing this schedule, check the box and see instructions

Part II Beginning of Year Carryover and Prefunding Balances		(a) Carryover balance	(b) Prefunding balance
7	Balance at beginning of prior year after applicable adjustments (line 13 from prior year)	0	0
8	Portion elected for use to offset prior year's funding requirement (line 35 from prior year)	0	0
9	Amount remaining (line 7 minus line 8)	0	0
10	Interest on line 9 using prior year's actual return of <u>7.88</u> %	0	0
11	Prior year's excess contributions to be added to prefunding balance:		
a	Present value of excess contributions (line 38a from prior year)		102131
b(1)	Interest on the excess, if any, of line 38a over line 38b from prior year Schedule SB, using prior year's effective interest rate of <u>5.46</u> %		0
b(2)	Interest on line 38b from prior year Schedule SB, using prior year's actual return		0
c	Total available at beginning of current plan year to add to prefunding balance		102131
d	Portion of (c) to be added to prefunding balance		0
12	Other reductions in balances due to elections or deemed elections	0	0
13	Balance at beginning of current year (line 9 + line 10 + line 11d – line 12)	0	0

Part III Funding Percentages			
14	Funding target attainment percentage	14	219.56 %
15	Adjusted funding target attainment percentage	15	187.42 %
16	Prior year's funding percentage for purposes of determining whether carryover/prefunding balances may be used to reduce current year's funding requirement	16	187.26 %
17	If the current value of the assets of the plan is less than 70 percent of the funding target, enter such percentage	17	%

Part IV Contributions and Liquidity Shortfalls		18 Contributions made to the plan for the plan year by employer(s) and employees:			
(a) Date (MM-DD-YYYY)	(b) Amount paid by employer(s)	(c) Amount paid by employees	(a) Date (MM-DD-YYYY)	(b) Amount paid by employer(s)	(c) Amount paid by employees
			Totals ▶	18(b)	18(c)

19 Discounted employer contributions – see instructions for small plan with a valuation date after the beginning of the year:

a Contributions allocated toward unpaid minimum required contributions from prior years	19a	
b Contributions made to avoid restrictions adjusted to valuation date	19b	
c Contributions allocated toward minimum required contribution for current year adjusted to valuation date	19c	

20 Quarterly contributions and liquidity shortfalls:

a Did the plan have a "funding shortfall" for the prior year? Yes No

b If line 20a is "Yes," were required quarterly installments for the current year made in a timely manner? Yes No

c If line 20a is "Yes," see instructions and complete the following table as applicable:

Liquidity shortfall as of end of quarter of this plan year			
(1) 1st	(2) 2nd	(3) 3rd	(4) 4th

Part V Assumptions Used to Determine Funding Target and Target Normal Cost

21 Discount rate:				
a Segment rates:	1st segment: 5.01 %	2nd segment: 5.26 %	3rd segment: 5.59 %	<input type="checkbox"/> N/A, full yield curve used
b Applicable month (enter code)				21b 0
22 Weighted average retirement age				22 65
23 Mortality table(s) (see instructions)	<input checked="" type="checkbox"/> Prescribed - combined	<input type="checkbox"/> Prescribed - separate	<input type="checkbox"/> Substitute	

Part VI Miscellaneous Items

24 Has a change been made in the non-prescribed actuarial assumptions for the current plan year? If "Yes," see instructions regarding required attachment.....	<input type="checkbox"/> Yes	<input checked="" type="checkbox"/> No
25 Has a method change been made for the current plan year? If "Yes," see instructions regarding required attachment.....	<input type="checkbox"/> Yes	<input checked="" type="checkbox"/> No
26 Demographic and benefit information		
a Is the plan required to provide a Schedule of Active Participants? If "Yes," see instructions regarding required attachment.....	<input type="checkbox"/> Yes	<input checked="" type="checkbox"/> No
b Is the plan required to provide a projection of expected benefit payments? If "Yes," see instructions regarding required attachment ...	<input type="checkbox"/> Yes	<input checked="" type="checkbox"/> No
27 If the plan is subject to alternative funding rules, enter applicable code and see instructions regarding attachment.....	27	

Part VII Reconciliation of Unpaid Minimum Required Contributions For Prior Years

28 Unpaid minimum required contributions for all prior years	28	0
29 Discounted employer contributions allocated toward unpaid minimum required contributions from prior years (line 19a).....	29	
30 Remaining amount of unpaid minimum required contributions (line 28 minus line 29).....	30	0

Part VIII Minimum Required Contribution For Current Year

31 Target normal cost and excess assets (see instructions):			
a Target normal cost (line 6c)	31a	126576	
b Excess assets, if applicable, but not greater than line 31a	31b	126576	
32 Amortization installments:	Outstanding Balance	Installment	
a Net shortfall amortization installment	0	0	
b Waiver amortization installment.....	0	0	
33 If a waiver has been approved for this plan year, enter the date of the ruling letter granting the approval (Month _____ Day _____ Year _____) and the waived amount	33		
34 Total funding requirement before reflecting carryover/prefunding balances (lines 31a - 31b + 32a + 32b - 33).....	34	0	
	Carryover balance	Prefunding balance	Total balance
35 Balances elected for use to offset funding requirement	0	0	0
36 Additional cash requirement (line 34 minus line 35)	36	0	
37 Contributions allocated toward minimum required contribution for current year adjusted to valuation date (line 19c)	37		
38 Present value of excess contributions for current year (see instructions)			
a Total (excess, if any, of line 37 over line 36)	38a	0	
b Portion included in line 38a attributable to use of prefunding and funding standard carryover balances.....	38b	0	
39 Unpaid minimum required contribution for current year (excess, if any, of line 36 over line 37)	39	0	
40 Unpaid minimum required contributions for all years	40	0	

Part IX Pension Funding Relief Under the American Rescue Plan Act of 2021 (See Instructions)

41 If an election was made to use the extended amortization rule for a plan year beginning on or before December 31, 2021, check the box to indicate the first plan year for which the rule applies. <input type="checkbox"/> 2019 <input type="checkbox"/> 2020 <input type="checkbox"/> 2021

Schedule SB, Part V

Statement of Actuarial Assumptions/Methods

New Pharmacy Pension Plan

45-3719859 / 002

For the plan year 01/01/2024 through 12/31/2024

Valuation Date: 12/31/2024

Funding Method: As prescribed in IRC Section 430
Age - Eligibility age at last birthday and other ages at last birthday

Retrospective Compensation - Highest 3 consecutive years of participation

Form of Payment - Assumed form of payment for funding is lump sum equivalent of normal form. Funding Target for lump sum is the greater of the present value of accrued benefit computed using funding segment rates and 417(e) Applicable Mortality Table or lump sum at the assumed retirement date of accrued benefit using plan actuarial equivalence discounted using appropriate segment rate. Lump sum on plan actuarial equivalence rates will not exceed 415 maximum allowable distribution, which is the lesser amount computed using a) 5.5% interest and the Applicable Mortality Table or b) the greater of plan actuarial equivalence interest and mortality or 417(e) Minimum

Interest Rates -

Segment rates for the Valuation Date as permitted under IRC 430(h)(2)(C)

Segment #	Year	Rate %
Segment 1	0 - 5	5.01
Segment 2	6 - 20	5.26
Segment 3	> 20	5.36

Segment rates as of September 30, 2023 As permitted under IRC 430(h)(2)(C)(iv)(II) - ARP

Segment #	Year	Rate %
Segment 1	0 - 5	5.01
Segment 2	6 - 20	5.26
Segment 3	> 20	5.59

Pre-Retirement - Mortality Table - None
Improvement Scale - None
Early Retirement Table - None
Turnover Table - None
Disability Table - None
Salary Scale - None
Expense Load - None
Ancillary Ben Load - None

Post-Retirement - Mortality Table - 24A - 2012 base table for Annuitant
Improvement Scale - N21 - 2024 Adjusted Scale MP-2021 Rates Generational
Cost of Living - None
Lump Sum - RP2 - RP-2000 Mortality Table at 6%
or
24E - 2024 Applicable Mortality Table for 417(e) (unisex)

Asset Valuation Method: Fair market value of assets adjusted for contributions under IRC 430(g)(4)

Discrimination Test Assumptions:

HCE Determination - Based on all employees

Otherwise Excludable - Otherwise Excludable HCEs are included with the Not Otherwise Excludable employees

Schedule SB, Part V

Statement of Actuarial Assumptions/Methods

New Pharmacy Pension Plan

45-3719859 / 002

For the plan year 01/01/2024 through 12/31/2024

410(b)/401(a)(4) Testing:

Pre-Retirement - Interest - 8.5%

Post-Retirement - Interest - 8.5%

Mortality Table - Applicable Mortality Table - IRC 417(e)(3)

Permissively Aggregated Plans - Not tested As Single Plan

Compensation - Use current compensation to calculate the benefit accrual rate (annual method)

Testing Age - Normal retirement age or attained age, if older

Testing Service - Separate benefiting service for DC and for DB for Accrued-to-Date Method

Normal Form for MVAR - Joint with 50% Survivor Benefits

401(a)(26) Testing:

Compensation - Use current compensation to calculate the benefit accrual rate for 401(a)(26)

Testing Age - Normal retirement age or attained age, if older

Actuarial Certification and Disclosures

New Pharmacy Pension Plan

For the plan year 01/01/2024 through 12/31/2024

Valuation Date: 12/31/2024

The Actuarial Report is comprised of the Actuarial Communications and Documents listed below for the above reference plan year:

- Valuation report including Plan Provisions and applied Actuarial Assumptions and Methods
- Form 5500 Schedule SB and its attachments
- AFTAP Certification(s)
- Contribution letter/communication
- Any other written, electronic or oral communications with respect to actuarial services provided in connection with the issuance of the valuation report

Additional Communications: No additional materials are incorporated into this Actuarial Report.

Compliance with Actuarial Standards: The Actuarial Standards of Practice (ASOPs) offer broad guidelines on whether the assumptions, data, methods, and models utilized in the Actuarial Report are suitable for the intended purpose, ensuring they are adequately reasonable, consistent, and comprehensive. The Actuary, in their professional judgment, has applied the pertinent ASOPs to assess, document, disclose, and present the Actuarial Report, along with the mentioned materials, to the designated recipients. Details regarding the Actuary's assessments, comments, modifications, and disclosures are outlined in this Actuarial Certification and Disclosure report.

Intended Users and Scope: The Actuarial Report is exclusively intended for the Plan Sponsor, ERISA Plan Administrator, and Trustee(s) of the Plan. It should not be relied upon for purposes beyond its specified scope, such as FAS Accounting, Participant Distribution, or Plan Termination. The report's focus is on providing the Minimum Required Contribution for the plan year, supporting compliance with Internal Revenue Code Sections 430 and 436.

Legislative Considerations: The Actuarial Report takes into account the provisions of the Pension Protection Act of 2006, incorporating modifications introduced by the Worker, Retiree, and Employer Recovery Act of 2008 (WRERA), the Preservation of Access to Care for Medicare Beneficiaries and Pension Relief Act of 2010 (PRA 2010), Moving Ahead for Progress in the 21st Century Act (MAP-21), the Cooperative and Small Employer Charity Pension Flexibility Act of 2014 (CSEC Act), the Highway and Transportation Funding Act of 2014 (HATFA), the Bipartisan Budget Act of 2015 (BBA'15), the Coronavirus Aid, Relief, and Economic Security Act (CARES Act), the American Rescue Plan Act of 2021 (ARP), and any other amendments to the funding rules that have been enacted. It's essential to note that the report doesn't assess the likelihood or consequences of potential future changes in laws and regulations.

Reliability and Quality of Data: Data, including employer contribution(s) and plan documents, are sourced from the Plan Sponsor, ERISA Plan Administrator, Trustee(s), or their representatives. Data is relied upon for accuracy while quality reviews have been conducted consistent with ASOP 23. Inaccurate data may impact the correctness of the Actuarial Report.

Selection of Economic Assumptions: The Statement of Actuarial Assumptions/Methods and Summary of Plan Provisions provides a comprehensive overview of the techniques, procedures, and assumptions utilized in forming the actuarial opinion for the plan year. Prescribed assumptions, mandated or selected within specified acceptable ranges by legal, regulatory, or authoritative constraints, are meticulously outlined. This includes details on the prescribed funding method, interest and mortality rates, plan asset value, and valuation date permissible under Internal Revenue Code Section 430. In instances where multiple options exist within these prescribed items, the Plan Sponsor's choices are clearly indicated. Importantly, since prescribed assumptions are mandated, their reasonableness is not subject to evaluation within the scope of the valuation report.

The Salary Scale assumption is employed to enhance the current considered compensation for projecting ultimate benefits under the plan. However, it is explicitly clarified that any assumed salary scale in this plan is expected to have minimal impact on funding computations. This is primarily due to the compensation for the majority owner significantly exceeding any anticipated allowable increase under Internal Revenue Code 401(a) (17), and the present value of the majority owner's retirement benefit being constrained by Internal Revenue Code 415.

Actuarial Certification and Disclosures

New Pharmacy Pension Plan

For the plan year 01/01/2024 through 12/31/2024

Valuation Date: 12/31/2024

Selection of Demographic and Other Noneconomic Assumptions: 1. Pre-Retirement Mortality Assumption: This assumption is employed to determine the likelihood of an employee, not eligible for retirement, passing away. Given the plan's census, all participants are assumed to survive until retirement. The use of a pre-retirement mortality table is not expected to yield materially different results due to the plan's small covered population.

2. Withdrawal Assumption: This assumption determines when an employee, not eligible for retirement, will terminate employment. Based on the plan's census, participants are assumed to remain employed until retirement. In the event of early termination, a similar employee is assumed to be hired to sustain the benefits stream.

3. Disability Assumption: This assumption is utilized to determine when an employee becomes disabled and qualifies for disability benefits. However, as the plan does not provide disability benefits or subsidies, no disability assumption is incorporated.

4. Form of Payment Assumption: A lump sum payment is assumed. While this assumption inherently includes a subsidy per 417(e), the valuation method for funding benefits payable as lump sums considers the impact of prescribed method and funding segment rates, requiring no further assumption.

5. Marital Status Assumption: This assumption considers the impact of marriage, divorce, or remarriage on benefit payments. Since the value of benefits is not contingent on marital status, and lump sum payments are assumed for all participants, no assumption regarding marital status is applied.

Any non-prescribed assumption, not chosen by the Plan Sponsor, incorporated in the valuation is reasonably related to the Plan's experience and reflect the best estimate of anticipated Plan experience.

Asset Valuation Method: The asset valuation method employed is the Market Value of Assets (MVA). In this method, the Actuarial Value of Assets is determined by utilizing the MVA and includes interest-adjusted contribution(s) from the prior plan year not included and excludes interest adjusted contribution(s) for the current plan year made during the year. The Actuarial Value of Assets is then reduced by credit and prefunding balances elected by the Plan Sponsor. Opting for the MVA as the asset valuation method allows for the recognition of full value of market fluctuations within a plan year. Consequently, both the Actuarial Value of Assets and plan cost may exhibit less stability even when assets are prudently invested.

Measuring Obligations and Determining Contributions: The Minimum Required Contribution (MRC) represents the outcome of the funding method based on census data, asset value, and assumptions, both prescribed and non-prescribed by laws and regulations. It signifies the minimum amount to be contributed to fulfill the plan's liabilities for the given plan year. The Low-Default-Risk Obligation Measure (LDROM) goes beyond the MRC, calculated using an interest rate derived from a high-quality bond yield rate of 4% and/or non-stabilized segment rates higher than those used to determine the MRC.

The LDROM suggests a contribution level, typically larger than the MRC, indicating the potential additional cost the Plan Sponsor might need to cover if the plan's investments shift to an all-bond or more conservative asset portfolio. Alternate LDROM measures project potential savings based on a diversified portfolio. It's crucial to note that the funded status in the actuarial valuation isn't based on LDROM rates. However, if the plan's investment policy were to change, especially towards all bonds or conservative assets, the LDROM predicts a lower or significantly lower reported funded status.

Risk Assessment: While the Actuarial Report outlines its scope, it is important to acknowledge certain events and anomalies that are now identified to transparently disclose risks and their potential impact on the Plan and its cost. Recognizing that the assessment and disclosure of these risks may reasonably anticipate differences from actual future results, it is crucial to note that these risks can significantly influence pension obligations, actuarially determined contributions, and the funded status of the Plan.

Investment Risk: As the return on the plan trust assets is subject to market return, should the actual rate of return be lower than the expected return the cost of the plan will rise and vice versa.

Asset Liability Mismatch Risk: The changes in assets are not tied to the changes in the value of liabilities.

Interest Rate Risk: As the prescribed interest segment rates mandated under Section 430 are 24-month averaged rates further constrained to stated corridors change, the valuing of liabilities of the plan benefits are adjusted. If the segment rates are higher than previous years, the impact will be to lower the stated liabilities owed by the plan. This may not align with the payable liabilities and thus, the plan liabilities may need to be reviewed on a plan termination basis. This amount has been estimated by the shortfall on a plan termination basis provided by the Contribution Requirements report included in the annual valuation.

**SCHEDULE SB
(Form 5500)**

Department of the Treasury
Internal Revenue Service

Department of Labor
Employee Benefits Security Administration
Pension Benefit Guaranty Corporation

**Single-Employer Defined Benefit Plan
Actuarial Information**

This schedule is required to be filed under section 104 of the Employee Retirement Income Security Act of 1974 (ERISA) and section 6059 of the Internal Revenue Code (the Code).

▶ File as an attachment to Form 5500 or 5500-SF.

OMB No. 1210-0110

2024

This Form is Open to Public Inspection

For calendar plan year 2024 or fiscal plan year beginning 01/01/2024 and ending 12/31/2024

▶ Round off amounts to nearest dollar.

▶ Caution: A penalty of \$1,000 will be assessed for late filing of this report unless reasonable cause is established.

A Name of plan New Pharmacy Pension Plan	B Three-digit plan number (PN) ▶	002
C Plan sponsor's name as shown on line 2a of Form 5500 or 5500-SF MDM Pharmacy Services, LLC	D Employer Identification Number (EIN) 45-3719859	

E Type of plan: Single Multiple-A Multiple-B Multiple-C Multiple-D Multiple-E Multiple-F Multiple-G Multiple-H Multiple-I Multiple-J Multiple-K Multiple-L Multiple-M Multiple-N Multiple-O Multiple-P Multiple-Q Multiple-R Multiple-S Multiple-T Multiple-U Multiple-V Multiple-W Multiple-X Multiple-Y Multiple-Z Other

F Prior year plan size: 100 or fewer 101-500 More than 500

Part I Basic Information

1 Enter the valuation date: Month 12 Day 31 Year 2024

2 Assets:		
a Market value	2a	1,726,564
b Actuarial value	2b	1,726,564

3 Funding target/participant count breakdown:	(1) Number of participants	(2) Vested Funding Target	(3) Total Funding Target
a For retired participants and beneficiaries receiving payment	0	0	0
b For terminated vested participants	6	49,420	49,420
c For active participants	12	640,918	736,951
d Total	18	690,338	786,371


4 If the plan is in at-risk status, check the box and complete lines (a) and (b)

a Funding target disregarding prescribed at-risk assumptions	4a	
b Funding target reflecting at-risk assumptions, but disregarding transition rule for plans that have been in at-risk status for fewer than five consecutive years and disregarding loading factor	4b	

5 Effective interest rate **5** 5.45 %

6 Target normal cost	
a Present value of current plan year accruals	6a 126,576
b Expected plan-related expenses	6b 0
c Target normal cost	6c 126,576

Statement by Enrolled Actuary
To the best of my knowledge, the information supplied in this schedule and accompanying schedules, statements and attachments, if any, is complete and accurate. Each prescribed assumption was applied in accordance with applicable law and regulations. In my opinion, each other assumption is reasonable (taking into account the experience of the plan and reasonable expectations) and such other assumptions, in combination, offer my best estimate of anticipated experience under the plan.

SIGN HERE		10/01/2025
	Signature of actuary	Date
	Samuel Venouziou	23-08976
	Type or print name of actuary	Most recent enrollment number
	PENCERT, LTD.	(630) 789-0700
	Firm name	Telephone number (including area code)
	735 N Cass Ave	
	US Westmont IL 60559	
	Address of the firm	

If the actuary has not fully reflected any regulation or ruling promulgated under the statute in completing this schedule, check the box and see instructions

Part II Beginning of Year Carryover and Prefunding Balances

	(a) Carryover balance	(b) Prefunding balance
7 Balance at beginning of prior year after applicable adjustments (line 13 from prior year)	0	0
8 Portion elected for use to offset prior year's funding requirement (line 35 from prior year)	0	0
9 Amount remaining (line 7 minus line 8)	0	0
10 Interest on line 9 using prior year's actual return of <u>7.88</u> %	0	0
11 Prior year's excess contributions to be added to prefunding balance:		
a Present value of excess contributions (line 38a from prior year)		102,131
b(1) Interest on the excess, if any, of line 38a over line 38b from prior year Schedule SB, using prior year's effective interest rate of <u>5.46</u> % ...		0
b(2) Interest on line 38b from prior year Schedule SB, using prior year's actual return		0
c Total available at beginning of current plan year to add to prefunding balance		102,131
d Portion of (c) to be added to prefunding balance		0
12 Other reductions in balances due to elections or deemed elections	0	0
13 Balance at beginning of current year (line 9 + line 10 + line 11d - line 12)	0	0

Part III Funding Percentages

14 Funding target attainment percentage	14	219.56 %
15 Adjusted funding target attainment percentage	15	187.42 %
16 Prior year's funding percentage for purposes of determining whether carryover/prefunding balances may be used to reduce current year's funding requirement	16	187.26 %
17 If the current value of the assets of the plan is less than 70 percent of the funding target, enter such percentage	17	%

Part IV Contributions and Liquidity Shortfalls

18 Contributions made to the plan for the plan year by employer(s) and employees:

(a) Date (MM-DD-YYYY)	(b) Amount paid by employer(s)	(c) Amount paid by employees	(a) Date (MM-DD-YYYY)	(b) Amount paid by employer(s)	(c) Amount paid by employees
Totals ▶			18(b)	0	18(c)
					0

19 Discounted employer contributions -- see instructions for small plan with a valuation date after the beginning of the year:

a Contributions allocated toward unpaid minimum required contributions from prior years	19a	0
b Contributions made to avoid restrictions adjusted to valuation date	19b	0
c Contributions allocated toward minimum required contribution for current year adjusted to valuation date	19c	0

20 Quarterly contributions and liquidity shortfalls:

a Did the plan have a "funding shortfall" for the prior year? Yes No

b If line 20a is "Yes," were required quarterly installments for the current year made in a timely manner? Yes No

c If line 20a is "Yes," see instructions and complete the following table as applicable:

Liquidity shortfall as of end of quarter of this plan year			
(1) 1st	(2) 2nd	(3) 3rd	(4) 4th

Part V Assumptions Used To Determine Funding Target and Target Normal Cost

21 Discount rate:

a Segment rates:	1st segment: 5.01 %	2nd segment: 5.26 %	3rd segment: 5.59 %	<input type="checkbox"/> N/A, full yield curve used
b Applicable month (enter code)				21b 0

22 Weighted average retirement age **22** 65

23 Mortality table(s) (see instructions) Prescribed - combined Prescribed - separate Substitute

Part VI Miscellaneous items

24 Has a change been made in the non-prescribed actuarial assumptions for the current plan year? If "Yes," see instructions regarding required attachment Yes No

25 Has a method change been made for the current plan year? If "Yes," see instructions regarding required attachment Yes No

26 Demographic and benefit information

a Is the plan required to provide a Schedule of Active Participants? If "Yes," see instructions regarding required attachment Yes No

b Is the plan required to provide a projection of expected benefit payments? If "Yes," see instructions regarding required attachment Yes No

27 If the plan is subject to alternative funding rules, enter applicable code and see instructions regarding attachment **27**

Part VII Reconciliation of Unpaid Minimum Required Contributions For Prior Years

28 Unpaid minimum required contributions for all prior years	28	0
29 Discounted employer contributions allocated toward unpaid minimum required contributions from prior years (line 19a)	29	0
30 Remaining amount of unpaid minimum required contributions (line 28 minus line 29)	30	0

Part VIII Minimum Required Contribution For Current Year

31 Target normal cost and excess assets (see instructions):

a Target normal cost (line 6c)	31a	126,576
b Excess assets, if applicable, but not greater than line 31a	31b	126,576

32 Amortization installments:

	Outstanding Balance	Installment
a Net shortfall amortization installment	0	0
b Waiver amortization installment	0	0

33 If a waiver has been approved for this plan year, enter the date of the ruling letter granting the approval (Month _____ Day _____ Year _____) and the waived amount **33**

34 Total funding requirement before reflecting carryover/prefunding balances (lines 31a - 31b + 32a + 32b - 33) **34** 0

	Carryover balance	Prefunding Balance	Total balance
35 Balances elected for use to offset funding requirement	0	0	0

36 Additional cash requirement (line 34 minus line 35) **36** 0

37 Contributions allocated toward minimum required contribution for current year adjusted to valuation date (line 19c) **37** 0

38 Present value of excess contributions for current year (see instructions)

a Total (excess, if any, of line 37 over line 36)	38a	0
b Portion included in line 38a attributable to use of prefunding and funding standard carryover balances	38b	0

39 Unpaid minimum required contribution for current year (excess, if any, of line 36 over line 37) **39** 0

40 Unpaid minimum required contributions for all years **40** 0

Part IX Pension Funding Relief Under the American Rescue Plan Act of 2021 (See Instructions)

41 If an election was made to use the extended amortization rule for a plan year beginning on or before December 31, 2021, check the box to indicate the first plan year for which the rule applies. 2019 2020 2021

**SCHEDULE SB
(Form 5500)**

Department of the Treasury
Internal Revenue Service

Department of Labor
Employee Benefits Security Administration
Pension Benefit Guaranty Corporation

**Single-Employer Defined Benefit Plan
Actuarial Information**

This schedule is required to be filed under section 104 of the Employee Retirement Income Security Act of 1974 (ERISA) and section 6059 of the Internal Revenue Code (the Code).

▶ File as an attachment to Form 5500 or 5500-SF.

OMB No. 1210-0110

2024

This Form is Open to Public Inspection

For calendar plan year 2024 or fiscal plan year beginning 01/01/2024 and ending 12/31/2024

▶ Round off amounts to nearest dollar.

▶ Caution: A penalty of \$1,000 will be assessed for late filing of this report unless reasonable cause is established.

A Name of plan New Pharmacy Pension Plan	B Three-digit plan number (PN) ▶	002
C Plan sponsor's name as shown on line 2a of Form 5500 or 5500-SF MDM Pharmacy Services, LLC	D Employer Identification Number (EIN) 45-3719859	

E Type of plan: Single Multiple-A Multiple-B Other **F** Prior year plan size: 100 or fewer 101-500 More than 500

Part I Basic Information

1 Enter the valuation date: Month 12 Day 31 Year 2024

2 Assets:		
a Market value	2a	1,726,564
b Actuarial value	2b	1,726,564

3 Funding target/participant count breakdown:	(1) Number of participants	(2) Vested Funding Target	(3) Total Funding Target
a For retired participants and beneficiaries receiving payment	0	0	0
b For terminated vested participants	6	49,420	49,420
c For active participants	12	640,918	736,951
d Total	18	690,338	786,371


4 If the plan is in at-risk status, check the box and complete lines (a) and (b)

a Funding target disregarding prescribed at-risk assumptions	4a	
b Funding target reflecting at-risk assumptions, but disregarding transition rule for plans that have been in at-risk status for fewer than five consecutive years and disregarding loading factor	4b	

5 Effective interest rate **5** 5.45 %

6 Target normal cost	
a Present value of current plan year accruals	6a 126,576
b Expected plan-related expenses	6b 0
c Target normal cost	6c 126,576

Statement by Enrolled Actuary
To the best of my knowledge, the information supplied in this schedule and accompanying schedules, statements and attachments, if any, is complete and accurate. Each prescribed assumption was applied in accordance with applicable law and regulations. In my opinion, each other assumption is reasonable (taking into account the experience of the plan and reasonable expectations) and such other assumptions, in combination, offer my best estimate of anticipated experience under the plan.

SIGN HERE		10/01/2025
	Signature of actuary	Date
	Samuel Venouziou	23-08976
	Type or print name of actuary	Most recent enrollment number
	PENCERT, LTD.	(630) 789-0700
	Firm name	Telephone number (including area code)
	735 N Cass Ave	
	US Westmont IL 60559	
	Address of the firm	

If the actuary has not fully reflected any regulation or ruling promulgated under the statute in completing this schedule, check the box and see instructions

Part II Beginning of Year Carryover and Prefunding Balances

	(a) Carryover balance	(b) Prefunding balance
7 Balance at beginning of prior year after applicable adjustments (line 13 from prior year)	0	0
8 Portion elected for use to offset prior year's funding requirement (line 35 from prior year)	0	0
9 Amount remaining (line 7 minus line 8)	0	0
10 Interest on line 9 using prior year's actual return of <u>7.88</u> %	0	0
11 Prior year's excess contributions to be added to prefunding balance:		
a Present value of excess contributions (line 38a from prior year)		102,131
b(1) Interest on the excess, if any, of line 38a over line 38b from prior year Schedule SB, using prior year's effective interest rate of <u>5.46</u> % ...		0
b(2) Interest on line 38b from prior year Schedule SB, using prior year's actual return		0
c Total available at beginning of current plan year to add to prefunding balance		102,131
d Portion of (c) to be added to prefunding balance		0
12 Other reductions in balances due to elections or deemed elections	0	0
13 Balance at beginning of current year (line 9 + line 10 + line 11d - line 12)	0	0

Part III Funding Percentages

14 Funding target attainment percentage	14	219.56 %
15 Adjusted funding target attainment percentage	15	187.42 %
16 Prior year's funding percentage for purposes of determining whether carryover/prefunding balances may be used to reduce current year's funding requirement	16	187.26 %
17 If the current value of the assets of the plan is less than 70 percent of the funding target, enter such percentage	17	%

Part IV Contributions and Liquidity Shortfalls

18 Contributions made to the plan for the plan year by employer(s) and employees:

(a) Date (MM-DD-YYYY)	(b) Amount paid by employer(s)	(c) Amount paid by employees	(a) Date (MM-DD-YYYY)	(b) Amount paid by employer(s)	(c) Amount paid by employees
Totals ▶			18(b)	0	18(c)
					0

19 Discounted employer contributions -- see instructions for small plan with a valuation date after the beginning of the year:

a Contributions allocated toward unpaid minimum required contributions from prior years	19a	0
b Contributions made to avoid restrictions adjusted to valuation date	19b	0
c Contributions allocated toward minimum required contribution for current year adjusted to valuation date	19c	0

20 Quarterly contributions and liquidity shortfalls:

a Did the plan have a "funding shortfall" for the prior year? Yes No

b If line 20a is "Yes," were required quarterly installments for the current year made in a timely manner? Yes No

c If line 20a is "Yes," see instructions and complete the following table as applicable:

Liquidity shortfall as of end of quarter of this plan year			
(1) 1st	(2) 2nd	(3) 3rd	(4) 4th

Part V Assumptions Used To Determine Funding Target and Target Normal Cost

21 Discount rate:

a Segment rates:	1st segment: 5.01 %	2nd segment: 5.26 %	3rd segment: 5.59 %	<input type="checkbox"/> N/A, full yield curve used
b Applicable month (enter code)				21b 0

22 Weighted average retirement age **22** 65

23 Mortality table(s) (see instructions) Prescribed - combined Prescribed - separate Substitute

Part VI Miscellaneous items

24 Has a change been made in the non-prescribed actuarial assumptions for the current plan year? If "Yes," see instructions regarding required attachment Yes No

25 Has a method change been made for the current plan year? If "Yes," see instructions regarding required attachment Yes No

26 Demographic and benefit information

a Is the plan required to provide a Schedule of Active Participants? If "Yes," see instructions regarding required attachment Yes No

b Is the plan required to provide a projection of expected benefit payments? If "Yes," see instructions regarding required attachment Yes No

27 If the plan is subject to alternative funding rules, enter applicable code and see instructions regarding attachment **27**

Part VII Reconciliation of Unpaid Minimum Required Contributions For Prior Years

28 Unpaid minimum required contributions for all prior years	28	0
29 Discounted employer contributions allocated toward unpaid minimum required contributions from prior years (line 19a)	29	0
30 Remaining amount of unpaid minimum required contributions (line 28 minus line 29)	30	0

Part VIII Minimum Required Contribution For Current Year

31 Target normal cost and excess assets (see instructions):

a Target normal cost (line 6c)	31a	126,576
b Excess assets, if applicable, but not greater than line 31a	31b	126,576

32 Amortization installments:

	Outstanding Balance	Installment
a Net shortfall amortization installment	0	0
b Waiver amortization installment	0	0

33 If a waiver has been approved for this plan year, enter the date of the ruling letter granting the approval (Month _____ Day _____ Year _____) and the waived amount **33**

34 Total funding requirement before reflecting carryover/prefunding balances (lines 31a - 31b + 32a + 32b - 33) **34** 0

	Carryover balance	Prefunding Balance	Total balance
35 Balances elected for use to offset funding requirement	0	0	0

36 Additional cash requirement (line 34 minus line 35) **36** 0

37 Contributions allocated toward minimum required contribution for current year adjusted to valuation date (line 19c) **37** 0

38 Present value of excess contributions for current year (see instructions)

a Total (excess, if any, of line 37 over line 36)	38a	0
b Portion included in line 38a attributable to use of prefunding and funding standard carryover balances	38b	0

39 Unpaid minimum required contribution for current year (excess, if any, of line 36 over line 37) **39** 0

40 Unpaid minimum required contributions for all years **40** 0

Part IX Pension Funding Relief Under the American Rescue Plan Act of 2021 (See Instructions)

41 If an election was made to use the extended amortization rule for a plan year beginning on or before December 31, 2021, check the box to indicate the first plan year for which the rule applies. 2019 2020 2021

Schedule SB, Part V Summary of Plan Provisions

New Pharmacy Pension Plan

45-3719859 / 002

For the plan year 01/01/2024 through 12/31/2024

<u>Employer:</u>	MDM Pharmacy Services, LLC		
Type of Entity -	S Corporation		
EIN: 45-3719859	TIN: 43-3719859	Plan #: 002	Plan Type: Defined Benefit
<u>Dates:</u>	Effective - 10/01/2019	Valuation - 12/31/2024	
	Top Heavy Years - 2021		
<u>Eligibility:</u>	All employees excluding non-resident aliens and members of an excluded class		
	Minimum age - 21	Months of service - 12	
Hours Required for - Eligibility - 1000	Benefit accrual - 1000	Vesting - 1000	
Plan Entry -	First day of 1st, 4th, 7th, or 10th month of the plan year on or next following eligibility satisfaction		
<u>Retirement:</u>	Normal -	Attainment of age 65 and completion of the 5th anniversary of the 1st day of the initial plan year of participation	
	Early -	Attainment of age 59.5 and completion of the 5th anniversary of the 1st day of the initial plan year of participation and completion of 5 years of participation	
<u>Average Compensation:</u>	Highest 3 consecutive years of participation		
Top Heavy Minimum Benefit -	Highest 5 consecutive top heavy years of participation		
<u>Plan Benefits:</u>	Retirement -	Derived from the unit credit benefit formula below:	
		4% of average monthly compensation per year of service beginning year 1 limited to 10 year(s)	
Accrued Benefit -	Pro-rata based on service		
	Minimum Benefit -	None	
	Maximum Benefit -	None	
	Maximum allowable distribution is lump sum equivalent of normal form not to exceed 415 maximum allowable distribution, which is the lesser amount computed using a) 5.5% interest and the Applicable Mortality Table or b) the greater of plan actuarial equivalence interest and mortality or 417(e) Minimum		
Early Retirement -	Accrued Benefit actuarially reduced for early commencement		
Death Benefit -	Greater of Face Amount or Present Value of Accrued Benefit limited to xxx times the Monthly Retirement Benefit		
Disability Benefit -	None		
<u>Top Heavy Minimum:</u>	None		
<u>IRS Limitations:</u>	415 Limits -	Percent: 100	Dollar: \$275,000
	Maximum 401(a)(17) compensation - \$345,000		
<u>Normal Form:</u>	Life Annuity		
<u>Optional Forms:</u>	Lump Sum		
	Life Annuity Guaranteed for 0, 5, 10, 15 or 20 Years		
	Annuity Guaranteed for 0 Years		
	Joint with 0%, 50%, 66.67%, 75% or 100% Survivor Benefit		
<u>Vesting Schedule:</u>	Years	Percent	
	0-1	0%	
	2	20%	
	3	40%	
	4	60%	
	5	80%	
	6	100%	

Service is calculated using all years of service, except years prior to age 18

Schedule SB, Part V Summary of Plan Provisions

New Pharmacy Pension Plan 45-3719859 / 002

For the plan year 01/01/2024 through 12/31/2024

Present Value of Accrued Benefit: Based on the greater of 417(e) or Actuarial Equivalence

417(e):

Interest Rates -	First Month Prior to Plan Yr Beg		
	<u>Segment #</u>	<u>Years</u>	<u>Rate %</u>
	Segment 1	0 - 5	5.01
	Segment 2	6 - 20	5.13
Segment 3	> 20	5.15	

Mortality Table - 24E - 2024 Applicable Mortality Table for 417(e) (unisex)

Actuarial Equivalence:

Pre-Retirement - Interest - 6%
Mortality Table - RP2 - RP-2000 Mortality Table

Post-Retirement - Interest - 6%
Mortality Table - RP2 - RP-2000 Mortality Table

**Administrator of the
New Pharmacy Pension Plan
57725 29 Palms Hwy
Yucca Valley, CA 92284**


Certification of Adjusted Funding Target Attainment Percentage (AFTAP) for the 2025 Plan Year

The Pension Protection Act of 2006 (PPA) and Section 436 of the Internal Revenue Code require the calculation of a funding ratio called the Adjusted Funding Target Attainment Percentage (AFTAP) in order to determine whether the Plan is subject to new restrictions on plan amendments, lump sum distributions and benefit accruals.

Determination of AFTAP as of December 31, 2024

1.	Funding Target plus Target Normal Cost	\$921,213
2.	a. Market Value of Assets	\$1,726,564
	b. Discounted Receivable Contributions, Received by AFTAP Certification date	0
	c. Carryover Balance	0
	d. Carryover Balance Voluntary Reduction	0
	e. Carryover Balance Deemed Reduction to Avoid Restrictions	0
	e1. Deemed Reduction due to Presumed AFTAP at Beginning of Plan Year	0
	e2. Deemed Reduction due to Presumed AFTAP at Beginning of Fourth Month	0
	e3. Deemed Reduction at Certification of AFTAP	0
	f. Remaining Carryover Balance (2c - 2d - 2e)	0
	g. Prefunding Balance	0
	h. Portion of Excess Contribution to Add to Prefunding Balance	0
	i. Prefunding Balance Voluntary Reduction	0
	j. Prefunding Balance Deemed Reduction to Avoid Restrictions	0
	j1. Deemed Reduction due to Presumed AFTAP at Beginning of Plan Year	0
	j2. Deemed Reduction due to Presumed AFTAP at Beginning of Fourth Month	0
	j3. Deemed Reduction at Certification of AFTAP	0
	k. Remaining Prefunding Balance (2g + 2h - 2i - 2j)	0
3.	Funding Target Attainment Percentage (FTAP Exempt) (equals items (2a + 2b) divided by item 1)	187.42%
4.	Adjustment for Annuity Purchases for NHCE's during the last 2 years	\$0
5.	Adjusted Funding Target Attainment Percentage (AFTAP) (equals items (2a + 2b + 4) divided by items (1 + 4))	187.42%

If FTAP Exempt (Item 3) is greater than or equal to 100% then AFTAP (Item 5) is equal to FTAP Exempt adjusted for Annuity Purchase for NHCE's (Item 4)


 _____ 09/30/2025 23-08976
 Samuel Venouziou, EA, MSEA Date Enrollment Number

To the best of my knowledge, the information supplied in this certification is complete and accurate. I have relied on the asset, census, and plan provision information that has been provided by the Plan's third party administrator and/or Plan Administrator. Regulations for determining an AFTAP for a plan with an end of year valuation are not issued; however, this certification represents a good faith interpretation of the law.

New Pharmacy Pension Plan

Assumptions Used for Determination of 2025 AFTAP as of December 31, 2024

Funding Method: As prescribed in IRC Section 430
Age - Eligibility age at last birthday and other ages at last birthday

Retrospective Compensation - Highest 3 consecutive years of participation

Form of Payment - Assumed form of payment for funding is lump sum equivalent of normal form. Funding Target for lump sum is the greater of the present value of accrued benefit computed using funding segment rates and 417(e) Applicable Mortality Table or lump sum at the assumed retirement date of accrued benefit using plan actuarial equivalence discounted using appropriate segment rate. Lump sum on plan actuarial equivalence rates will not exceed 415 maximum allowable distribution, which is the lesser amount computed using a) 5.5% interest and the Applicable Mortality Table or b) the greater of plan actuarial equivalence interest and mortality or 417(e) Minimum

Interest Rates -	Segment rates for the Valuation Date as permitted under IRC 430(h)(2)(C)	Segment rates as of September 30, 2024 As permitted under IRC 430(h)(2)(C)(iv)(II) - ARP																								
	<table border="1"> <thead> <tr> <th>Segment #</th> <th>Year</th> <th>Rate %</th> </tr> </thead> <tbody> <tr> <td>Segment 1</td> <td>0 - 5</td> <td>5.01</td> </tr> <tr> <td>Segment 2</td> <td>6 - 20</td> <td>5.26</td> </tr> <tr> <td>Segment 3</td> <td>> 20</td> <td>5.36</td> </tr> </tbody> </table>	Segment #	Year	Rate %	Segment 1	0 - 5	5.01	Segment 2	6 - 20	5.26	Segment 3	> 20	5.36	<table border="1"> <thead> <tr> <th>Segment #</th> <th>Year</th> <th>Rate %</th> </tr> </thead> <tbody> <tr> <td>Segment 1</td> <td>0 - 5</td> <td>5.01</td> </tr> <tr> <td>Segment 2</td> <td>6 - 20</td> <td>5.26</td> </tr> <tr> <td>Segment 3</td> <td>> 20</td> <td>5.50</td> </tr> </tbody> </table>	Segment #	Year	Rate %	Segment 1	0 - 5	5.01	Segment 2	6 - 20	5.26	Segment 3	> 20	5.50
Segment #	Year	Rate %																								
Segment 1	0 - 5	5.01																								
Segment 2	6 - 20	5.26																								
Segment 3	> 20	5.36																								
Segment #	Year	Rate %																								
Segment 1	0 - 5	5.01																								
Segment 2	6 - 20	5.26																								
Segment 3	> 20	5.50																								

Pre-Retirement - Mortality Table - None
Improvement Scale - None
Early Retirement Table - None
Turnover Table - None
Disability Table - None
Salary Scale - None
Expense Load - None
Ancillary Ben Load - None

Post-Retirement - Mortality Table - 24A - 2012 base table for Annuitant
Improvement Scale - N21 - 2024 Adjusted Scale MP-2021 Rates Generational
Cost of Living - None
Lump Sum - RP2 - RP-2000 Mortality Table at 6%
or
24E - 2024 Applicable Mortality Table for 417(e) (unisex)

Asset Valuation Method: Fair market value of assets adjusted for contributions under IRC 430(g)(4)

Schedule SB, Line 15 - Different Rates for AFTAP

New Pharmacy Pension Plan
45-3719859 / 002
For the plan year 01/01/2024 through 12/31/2024

Assumptions used to determine the AFTAP

Discount rate:

a. Segment rates

1st	2nd	3rd
5.01	5.26	5.50

N/A, full yield curve used

b. Applicable month - Valuation date

0

**Schedule SB, line 22 -
Description of Weighted Average Retirement Age**

New Pharmacy Pension Plan

45-3719859 / 002

For the plan year 01/01/2024 through 12/31/2024

The age reported is the weighted average of the assumed retirement ages for all active participants as of the valuation date based on their funding target or target normal cost should the funding target of the plan be zero rounded to the nearest whole age. For an active late retiree, the assumed retirement age may be later than the Plan's normal retirement age. Each participant's rate of retirement is assumed to be 100% of his/her assumed retirement age.