

Form 5500

Annual Return/Report of Employee Benefit Plan

OMB Nos. 1210-0110 1210-0089

2024

This Form is Open to Public Inspection

Department of the Treasury Internal Revenue Service

Department of Labor Employee Benefits Security Administration

Pension Benefit Guaranty Corporation

This form is required to be filed for employee benefit plans under sections 104 and 4065 of the Employee Retirement Income Security Act of 1974 (ERISA) and sections 6057(b) and 6058(a) of the Internal Revenue Code (the Code).

Complete all entries in accordance with the instructions to the Form 5500.

Part I Annual Report Identification Information

For calendar plan year 2024 or fiscal plan year beginning 01/01/2024 and ending 12/31/2024

- A This return/report is for: [ ] a multiemployer plan [ ] a multiple-employer plan... [X] a single-employer plan [ ] a DFE... B This return/report is: [ ] the first return/report [ ] the final return/report... C If the plan is a collectively-bargained plan... D Check box if filing under: [X] Form 5558 [ ] automatic extension... E If this is a retroactively adopted plan...

Part II Basic Plan Information—enter all requested information

1a Name of plan: MANNINGTON RESILIENT HOURLY PENSION PLAN AND TRUST
1b Three-digit plan number (PN): 002
1c Effective date of plan: 09/01/1969
2a Plan sponsor's name (employer, if for a single-employer plan): MANNINGTON MILLS, INC.
2b Employer Identification Number (EIN): 21-0506420
2c Plan Sponsor's telephone number: 856-935-3000
2d Business code (see instructions): 339900

Caution: A penalty for the late or incomplete filing of this return/report will be assessed unless reasonable cause is established.

Under penalties of perjury and other penalties set forth in the instructions, I declare that I have examined this return/report, including accompanying schedules, statements and attachments, as well as the electronic version of this return/report, and to the best of my knowledge and belief, it is true, correct, and complete.

Table with 4 columns: SIGN HERE, Signature of plan administrator, Date, Enter name of individual signing as plan administrator. Includes rows for employer/plan sponsor and DFE.

For Paperwork Reduction Act Notice, see the Instructions for Form 5500.

Form 5500 (2024) v. 240311

<b>3a</b> Plan administrator's name and address <input checked="" type="checkbox"/> Same as Plan Sponsor	<b>3b</b> Administrator's EIN	
	<b>3c</b> Administrator's telephone number	
<b>4</b> If the name and/or EIN of the plan sponsor or the plan name has changed since the last return/report filed for this plan, enter the plan sponsor's name, EIN, the plan name and the plan number from the last return/report: <b>a</b> Sponsor's name <b>c</b> Plan Name	<b>4b</b> EIN	
	<b>4d</b> PN	
<b>5</b> Total number of participants at the beginning of the plan year	<b>5</b>	601
<b>6</b> Number of participants as of the end of the plan year unless otherwise stated (welfare plans complete only lines <b>6a(1)</b> , <b>6a(2)</b> , <b>6b</b> , <b>6c</b> , and <b>6d</b> ). <b>a(1)</b> Total number of active participants at the beginning of the plan year ..... <b>a(2)</b> Total number of active participants at the end of the plan year ..... <b>b</b> Retired or separated participants receiving benefits..... <b>c</b> Other retired or separated participants entitled to future benefits ..... <b>d</b> Subtotal. Add lines <b>6a(2)</b> , <b>6b</b> , and <b>6c</b> ..... <b>e</b> Deceased participants whose beneficiaries are receiving or are entitled to receive benefits. .... <b>f</b> Total. Add lines <b>6d</b> and <b>6e</b> ..... <b>g(1)</b> Number of participants with account balances as of the beginning of the plan year (only defined contribution plans complete this item) ..... <b>g(2)</b> Number of participants with account balances as of the end of the plan year (only defined contribution plans complete this item) ..... <b>h</b> Number of participants who terminated employment during the plan year with accrued benefits that were less than 100% vested.....	<b>6a(1)</b>	63
	<b>6a(2)</b>	0
	<b>6b</b>	0
	<b>6c</b>	0
	<b>6d</b>	0
	<b>6e</b>	0
	<b>6f</b>	0
	<b>6g(1)</b>	
	<b>6g(2)</b>	
<b>h</b>	<b>6h</b>	0
<b>7</b> Enter the total number of employers obligated to contribute to the plan (only multiemployer plans complete this item) .....	<b>7</b>	

**8a** If the plan provides pension benefits, enter the applicable pension feature codes from the List of Plan Characteristics Codes in the instructions:  
1B 3H 1I

**b** If the plan provides welfare benefits, enter the applicable welfare feature codes from the List of Plan Characteristics Codes in the instructions:

<b>9a</b> Plan funding arrangement (check all that apply)	<b>9b</b> Plan benefit arrangement (check all that apply)
(1) <input type="checkbox"/> Insurance	(1) <input type="checkbox"/> Insurance
(2) <input type="checkbox"/> Code section 412(e)(3) insurance contracts	(2) <input type="checkbox"/> Code section 412(e)(3) insurance contracts
(3) <input checked="" type="checkbox"/> Trust	(3) <input checked="" type="checkbox"/> Trust
(4) <input type="checkbox"/> General assets of the sponsor	(4) <input type="checkbox"/> General assets of the sponsor

**10** Check all applicable boxes in 10a and 10b to indicate which schedules are attached, and, where indicated, enter the number attached. (See instructions)

<b>a Pension Schedules</b>		<b>b General Schedules</b>	
(1) <input checked="" type="checkbox"/> <b>R</b> (Retirement Plan Information)		(1) <input checked="" type="checkbox"/> <b>H</b> (Financial Information)	
(2) <input type="checkbox"/> <b>MB</b> (Multiemployer Defined Benefit Plan and Certain Money Purchase Plan Actuarial Information) - signed by the plan actuary		(2) <input type="checkbox"/> <b>I</b> (Financial Information – Small Plan)	
(3) <input type="checkbox"/> <b>SB</b> (Single-Employer Defined Benefit Plan Actuarial Information) - signed by the plan actuary		(3) <input type="checkbox"/> <b>A</b> (Insurance Information) – Number Attached <u>0</u>	
(4) <input type="checkbox"/> <b>DCG</b> (Individual Plan Information) – Number Attached _____		(4) <input checked="" type="checkbox"/> <b>C</b> (Service Provider Information)	
(5) <input type="checkbox"/> <b>MEP</b> (Multiple-Employer Retirement Plan Information)		(5) <input checked="" type="checkbox"/> <b>D</b> (DFE/Participating Plan Information)	
		(6) <input type="checkbox"/> <b>G</b> (Financial Transaction Schedules)	

---

**Part III Form M-1 Compliance Information (to be completed by welfare benefit plans)**

---

**11a** If the plan provides welfare benefits, was the plan subject to the Form M-1 filing requirements during the plan year? (See instructions and 29 CFR 2520.101-2.) .....  Yes  No

If "Yes" is checked, complete lines 11b and 11c.

---

**11b** Is the plan currently in compliance with the Form M-1 filing requirements? (See instructions and 29 CFR 2520.101-2.) .....  Yes  No

**11c** Enter the Receipt Confirmation Code for the 2024 Form M-1 annual report. If the plan was not required to file the 2024 Form M-1 annual report, enter the Receipt Confirmation Code for the most recent Form M-1 that was required to be filed under the Form M-1 filing requirements. (Failure to enter a valid Receipt Confirmation Code will subject the Form 5500 filing to rejection as incomplete.)

Receipt Confirmation Code \_\_\_\_\_

---

<b>SCHEDULE C</b> <b>(Form 5500)</b>  <small>Department of the Treasury Internal Revenue Service</small>  <small>Department of Labor Employee Benefits Security Administration</small>  <small>Pension Benefit Guaranty Corporation</small>	<b>Service Provider Information</b>  This schedule is required to be filed under section 104 of the Employee Retirement Income Security Act of 1974 (ERISA).  <b>▶ File as an attachment to Form 5500.</b>	<small>OMB No. 1210-0110</small>  <b>2024</b>  <b>This Form is Open to Public Inspection.</b>
--	--	---

For calendar plan year 2024 or fiscal plan year beginning **01/01/2024** and ending **12/31/2024**

<b>A</b> Name of plan <b>MANNINGTON RESILIENT HOURLY PENSION PLAN AND TRUST</b>	<b>B</b> Three-digit plan number (PN) ▶	<b>002</b>
<b>C</b> Plan sponsor's name as shown on line 2a of Form 5500 <b>MANNINGTON MILLS, INC.</b>	<b>D</b> Employer Identification Number (EIN) <b>21-0506420</b>	

**Part I Service Provider Information (see instructions)**

You must complete this Part, in accordance with the instructions, to report the information required for **each person** who received, directly or indirectly, \$5,000 or more in total compensation (i.e., money or anything else of monetary value) in connection with services rendered to the plan or the person's position with the plan during the plan year. If a person received **only** eligible indirect compensation for which the plan received the required disclosures, you are required to answer line 1 but are not required to include that person when completing the remainder of this Part.

**1 Information on Persons Receiving Only Eligible Indirect Compensation**

**a** Check "Yes" or "No" to indicate whether you are excluding a person from the remainder of this Part because they received only eligible indirect compensation for which the plan received the required disclosures (see instructions for definitions and conditions)...  Yes  No

**b** If you answered line 1a "Yes," enter the name and EIN or address of each person providing the required disclosures for the service providers who received only eligible indirect compensation. Complete as many entries as needed (see instructions).

**(b)** Enter name and EIN or address of person who provided you disclosures on eligible indirect compensation

**(b)** Enter name and EIN or address of person who provided you disclosures on eligible indirect compensation

**(b)** Enter name and EIN or address of person who provided you disclosures on eligible indirect compensation

**(b)** Enter name and EIN or address of person who provided you disclosures on eligible indirect compensation

---

---

**(b)** Enter name and EIN or address of person who provided you disclosures on eligible indirect compensation

---

---

---

**(b)** Enter name and EIN or address of person who provided you disclosures on eligible indirect compensation

---

---

---

**(b)** Enter name and EIN or address of person who provided you disclosures on eligible indirect compensation

---

---

---

**(b)** Enter name and EIN or address of person who provided you disclosures on eligible indirect compensation

---

---

---

**(b)** Enter name and EIN or address of person who provided you disclosures on eligible indirect compensation

---

---

---

**(b)** Enter name and EIN or address of person who provided you disclosures on eligible indirect compensation

---

---

---

**(b)** Enter name and EIN or address of person who provided you disclosures on eligible indirect compensation

---

---

---

**(b)** Enter name and EIN or address of person who provided you disclosures on eligible indirect compensation

---

**2. Information on Other Service Providers Receiving Direct or Indirect Compensation.** Except for those persons for whom you answered "Yes" to line 1a above, complete as many entries as needed to list each person receiving, directly or indirectly, \$5,000 or more in total compensation (i.e., money or anything else of value) in connection with services rendered to the plan or their position with the plan during the plan year. (See instructions).

(a) Enter name and EIN or address (see instructions)

EMPOWER ANNUITY INSURANCE COMPANY

06-1050034

(b) Service Code(s)	(c) Relationship to employer, employee organization, or person known to be a party-in-interest	(d) Enter direct compensation paid by the plan. If none, enter -0-.	(e) Did service provider receive indirect compensation? (sources other than plan or plan sponsor)	(f) Did indirect compensation include eligible indirect compensation, for which the plan received the required disclosures?	(g) Enter total indirect compensation received by service provider excluding eligible indirect compensation for which you answered "Yes" to element (f). If none, enter -0-.	(h) Did the service provider give you a formula instead of an amount or estimated amount?
11	NONE	202495	Yes <input type="checkbox"/> No <input checked="" type="checkbox"/>	Yes <input type="checkbox"/> No <input type="checkbox"/>		Yes <input type="checkbox"/> No <input type="checkbox"/>

(a) Enter name and EIN or address (see instructions)

THE BANK OF NEW YORK MELLON

13-5160382

(b) Service Code(s)	(c) Relationship to employer, employee organization, or person known to be a party-in-interest	(d) Enter direct compensation paid by the plan. If none, enter -0-.	(e) Did service provider receive indirect compensation? (sources other than plan or plan sponsor)	(f) Did indirect compensation include eligible indirect compensation, for which the plan received the required disclosures?	(g) Enter total indirect compensation received by service provider excluding eligible indirect compensation for which you answered "Yes" to element (f). If none, enter -0-.	(h) Did the service provider give you a formula instead of an amount or estimated amount?
21	NONE	71999	Yes <input type="checkbox"/> No <input checked="" type="checkbox"/>	Yes <input type="checkbox"/> No <input type="checkbox"/>		Yes <input type="checkbox"/> No <input type="checkbox"/>

(a) Enter name and EIN or address (see instructions)

J.L. KREISCHER, PC ET AL PTRS

23-1980475

(b) Service Code(s)	(c) Relationship to employer, employee organization, or person known to be a party-in-interest	(d) Enter direct compensation paid by the plan. If none, enter -0-.	(e) Did service provider receive indirect compensation? (sources other than plan or plan sponsor)	(f) Did indirect compensation include eligible indirect compensation, for which the plan received the required disclosures?	(g) Enter total indirect compensation received by service provider excluding eligible indirect compensation for which you answered "Yes" to element (f). If none, enter -0-.	(h) Did the service provider give you a formula instead of an amount or estimated amount?
65 10	NONE	26500	Yes <input type="checkbox"/> No <input checked="" type="checkbox"/>	Yes <input type="checkbox"/> No <input type="checkbox"/>		Yes <input type="checkbox"/> No <input type="checkbox"/>

**Part I Service Provider Information (continued)**

3. If you reported on line 2 receipt of indirect compensation, other than eligible indirect compensation, by a service provider, and the service provider is a fiduciary or provides contract administrator, consulting, custodial, investment advisory, investment management, broker, or recordkeeping services, answer the following questions for (a) each source from whom the service provider received \$1,000 or more in indirect compensation and (b) each source for whom the service provider gave you a formula used to determine the indirect compensation instead of an amount or estimated amount of the indirect compensation. Complete as many entries as needed to report the required information for each source.

<b>(a)</b> Enter service provider name as it appears on line 2	<b>(b)</b> Service Codes (see instructions)	<b>(c)</b> Enter amount of indirect compensation
<b>(d)</b> Enter name and EIN (address) of source of indirect compensation	<b>(e)</b> Describe the indirect compensation, including any formula used to determine the service provider's eligibility for or the amount of the indirect compensation.	
<b>(a)</b> Enter service provider name as it appears on line 2	<b>(b)</b> Service Codes (see instructions)	<b>(c)</b> Enter amount of indirect compensation
<b>(d)</b> Enter name and EIN (address) of source of indirect compensation	<b>(e)</b> Describe the indirect compensation, including any formula used to determine the service provider's eligibility for or the amount of the indirect compensation.	
<b>(a)</b> Enter service provider name as it appears on line 2	<b>(b)</b> Service Codes (see instructions)	<b>(c)</b> Enter amount of indirect compensation
<b>(d)</b> Enter name and EIN (address) of source of indirect compensation	<b>(e)</b> Describe the indirect compensation, including any formula used to determine the service provider's eligibility for or the amount of the indirect compensation.	

**Part II Service Providers Who Fail or Refuse to Provide Information**

**4** Provide, to the extent possible, the following information for each service provider who failed or refused to provide the information necessary to complete this Schedule.

<b>(a)</b> Enter name and EIN or address of service provider (see instructions)	<b>(b)</b> Nature of Service Code(s)	<b>(c)</b> Describe the information that the service provider failed or refused to provide

<b>(a)</b> Enter name and EIN or address of service provider (see instructions)	<b>(b)</b> Nature of Service Code(s)	<b>(c)</b> Describe the information that the service provider failed or refused to provide

<b>(a)</b> Enter name and EIN or address of service provider (see instructions)	<b>(b)</b> Nature of Service Code(s)	<b>(c)</b> Describe the information that the service provider failed or refused to provide

<b>(a)</b> Enter name and EIN or address of service provider (see instructions)	<b>(b)</b> Nature of Service Code(s)	<b>(c)</b> Describe the information that the service provider failed or refused to provide

<b>(a)</b> Enter name and EIN or address of service provider (see instructions)	<b>(b)</b> Nature of Service Code(s)	<b>(c)</b> Describe the information that the service provider failed or refused to provide

<b>(a)</b> Enter name and EIN or address of service provider (see instructions)	<b>(b)</b> Nature of Service Code(s)	<b>(c)</b> Describe the information that the service provider failed or refused to provide

**Part III Termination Information on Accountants and Enrolled Actuaries (see instructions)**  
(complete as many entries as needed)

<b>a</b> Name:	<b>b</b> EIN:
<b>c</b> Position:	
<b>d</b> Address:	<b>e</b> Telephone:

Explanation:

<b>a</b> Name:	<b>b</b> EIN:
<b>c</b> Position:	
<b>d</b> Address:	<b>e</b> Telephone:

Explanation:

<b>a</b> Name:	<b>b</b> EIN:
<b>c</b> Position:	
<b>d</b> Address:	<b>e</b> Telephone:

Explanation:

<b>a</b> Name:	<b>b</b> EIN:
<b>c</b> Position:	
<b>d</b> Address:	<b>e</b> Telephone:

Explanation:

<b>a</b> Name:	<b>b</b> EIN:
<b>c</b> Position:	
<b>d</b> Address:	<b>e</b> Telephone:

Explanation:

<b>SCHEDULE D</b> <b>(Form 5500)</b>  Department of the Treasury Internal Revenue Service  Department of Labor Employee Benefits Security Administration	<b>DFE/Participating Plan Information</b>  This schedule is required to be filed under section 104 of the Employee Retirement Income Security Act of 1974 (ERISA).  <b>▶ File as an attachment to Form 5500.</b>	OMB No. 1210-0110  <hr/> <b>2024</b>  <hr/> <b>This Form is Open to Public Inspection.</b>
---	--	--

For calendar plan year 2024 or fiscal plan year beginning <u>01/01/2024</u> and ending <u>12/31/2024</u>	
<b>A</b> Name of plan <u>MANNINGTON RESILIENT HOURLY PENSION PLAN AND TRUST</u>	<b>B</b> Three-digit plan number (PN) <span style="float: right;">▶</span> <u>002</u>
<b>C</b> Plan or DFE sponsor's name as shown on line 2a of Form 5500 <u>MANNINGTON MILLS, INC.</u>	<b>D</b> Employer Identification Number (EIN) <u>21-0506420</u>

<b>Part I</b>	<b>Information on interests in MTIAs, CCTs, PSAs, and 103-12 IEs (to be completed by plans and DFEs)</b> (Complete as many entries as needed to report all interests in DFEs)
---------------	--

<b>a</b> Name of MTIA, CCT, PSA, or 103-12 IE: <u>BNY MELLON LONG DURATION FUND</u>		
<b>b</b> Name of sponsor of entity listed in (a): <u>THE BANK OF NEW YORK MELLON</u>		
<b>c</b> EIN-PN <u>25-6078093-329</u>	<b>d</b> Entity code <u>C</u>	<b>e</b> Dollar value of interest in MTIA, CCT, PSA, or 103-12 IE at end of year (see instructions) <u>0</u>
<b>a</b> Name of MTIA, CCT, PSA, or 103-12 IE: <u>BNY MELLON DB SL LT CRD BIF</u>		
<b>b</b> Name of sponsor of entity listed in (a): <u>THE BANK OF NEW YORK MELLON</u>		
<b>c</b> EIN-PN <u>25-6078093-062</u>	<b>d</b> Entity code <u>C</u>	<b>e</b> Dollar value of interest in MTIA, CCT, PSA, or 103-12 IE at end of year (see instructions) <u>0</u>
<b>a</b> Name of MTIA, CCT, PSA, or 103-12 IE: <u>EB TEMP INV FD VAR RT</u>		
<b>b</b> Name of sponsor of entity listed in (a): <u>THE BANK OF NEW YORK MELLON</u>		
<b>c</b> EIN-PN <u>25-6078093-023</u>	<b>d</b> Entity code <u>C</u>	<b>e</b> Dollar value of interest in MTIA, CCT, PSA, or 103-12 IE at end of year (see instructions) <u>175414</u>
<b>a</b> Name of MTIA, CCT, PSA, or 103-12 IE: <u>BNY MELLON DB SL INT CREDIT BIF</u>		
<b>b</b> Name of sponsor of entity listed in (a): <u>THE BANK OF NEW YORK MELLON</u>		
<b>c</b> EIN-PN <u>25-6078093-060</u>	<b>d</b> Entity code <u>C</u>	<b>e</b> Dollar value of interest in MTIA, CCT, PSA, or 103-12 IE at end of year (see instructions) <u>0</u>
<b>a</b> Name of MTIA, CCT, PSA, or 103-12 IE: <u>BNY MELLON DB SL INT GOVT BIF</u>		
<b>b</b> Name of sponsor of entity listed in (a): <u>THE BANK OF NEW YORK MELLON</u>		
<b>c</b> EIN-PN <u>25-6078093-061</u>	<b>d</b> Entity code <u>C</u>	<b>e</b> Dollar value of interest in MTIA, CCT, PSA, or 103-12 IE at end of year (see instructions) <u>0</u>
<b>a</b> Name of MTIA, CCT, PSA, or 103-12 IE: <u>BNY MELLON DB SL LT CRD BIF</u>		
<b>b</b> Name of sponsor of entity listed in (a): <u>THE BANK OF NEW YORK MELLON</u>		
<b>c</b> EIN-PN <u>25-6078093-062</u>	<b>d</b> Entity code <u>C</u>	<b>e</b> Dollar value of interest in MTIA, CCT, PSA, or 103-12 IE at end of year (see instructions) <u>0</u>
<b>a</b> Name of MTIA, CCT, PSA, or 103-12 IE: <u>BNY MELLON DB SL LT GOVT BIF</u>		
<b>b</b> Name of sponsor of entity listed in (a): <u>THE BANK OF NEW YORK MELLON</u>		
<b>c</b> EIN-PN <u>25-6078093-063</u>	<b>d</b> Entity code <u>C</u>	<b>e</b> Dollar value of interest in MTIA, CCT, PSA, or 103-12 IE at end of year (see instructions) <u>0</u>

**a** Name of MTIA, CCT, PSA, or 103-12 IE:

**b** Name of sponsor of entity listed in (a):

**c** EIN-PN

**d** Entity code

**e** Dollar value of interest in MTIA, CCT, PSA, or 103-12 IE at end of year (see instructions)

**a** Name of MTIA, CCT, PSA, or 103-12 IE:

**b** Name of sponsor of entity listed in (a):

**c** EIN-PN

**d** Entity code

**e** Dollar value of interest in MTIA, CCT, PSA, or 103-12 IE at end of year (see instructions)

**a** Name of MTIA, CCT, PSA, or 103-12 IE:

**b** Name of sponsor of entity listed in (a):

**c** EIN-PN

**d** Entity code

**e** Dollar value of interest in MTIA, CCT, PSA, or 103-12 IE at end of year (see instructions)

**a** Name of MTIA, CCT, PSA, or 103-12 IE:

**b** Name of sponsor of entity listed in (a):

**c** EIN-PN

**d** Entity code

**e** Dollar value of interest in MTIA, CCT, PSA, or 103-12 IE at end of year (see instructions)

**a** Name of MTIA, CCT, PSA, or 103-12 IE:

**b** Name of sponsor of entity listed in (a):

**c** EIN-PN

**d** Entity code

**e** Dollar value of interest in MTIA, CCT, PSA, or 103-12 IE at end of year (see instructions)

**a** Name of MTIA, CCT, PSA, or 103-12 IE:

**b** Name of sponsor of entity listed in (a):

**c** EIN-PN

**d** Entity code

**e** Dollar value of interest in MTIA, CCT, PSA, or 103-12 IE at end of year (see instructions)

**a** Name of MTIA, CCT, PSA, or 103-12 IE:

**b** Name of sponsor of entity listed in (a):

**c** EIN-PN

**d** Entity code

**e** Dollar value of interest in MTIA, CCT, PSA, or 103-12 IE at end of year (see instructions)

**a** Name of MTIA, CCT, PSA, or 103-12 IE:

**b** Name of sponsor of entity listed in (a):

**c** EIN-PN

**d** Entity code

**e** Dollar value of interest in MTIA, CCT, PSA, or 103-12 IE at end of year (see instructions)

**a** Name of MTIA, CCT, PSA, or 103-12 IE:

**b** Name of sponsor of entity listed in (a):

**c** EIN-PN

**d** Entity code

**e** Dollar value of interest in MTIA, CCT, PSA, or 103-12 IE at end of year (see instructions)

**a** Name of MTIA, CCT, PSA, or 103-12 IE:

**b** Name of sponsor of entity listed in (a):

**c** EIN-PN

**d** Entity code

**e** Dollar value of interest in MTIA, CCT, PSA, or 103-12 IE at end of year (see instructions)



<b>SCHEDULE H</b> <b>(Form 5500)</b>  <small>Department of the Treasury Internal Revenue Service</small>  <small>Department of Labor Employee Benefits Security Administration</small>  <small>Pension Benefit Guaranty Corporation</small>	<b>Financial Information</b>  This schedule is required to be filed under section 104 of the Employee Retirement Income Security Act of 1974 (ERISA), and section 6058(a) of the Internal Revenue Code (the Code).  ▶ <b>File as an attachment to Form 5500.</b>	<small>OMB No. 1210-0110</small>  <b>2024</b>  <b>This Form is Open to Public Inspection</b>
--	--	--

For calendar plan year 2024 or fiscal plan year beginning <b>01/01/2024</b> and ending <b>12/31/2024</b>	
<b>A</b> Name of plan <b>MANNINGTON RESILIENT HOURLY PENSION PLAN AND TRUST</b>	<b>B</b> Three-digit plan number (PN) ▶ <b>002</b>
<b>C</b> Plan sponsor's name as shown on line 2a of Form 5500 <b>MANNINGTON MILLS, INC.</b>	<b>D</b> Employer Identification Number (EIN) <b>21-0506420</b>

<b>Part I</b>	<b>Asset and Liability Statement</b>
---------------	--------------------------------------

**1** Current value of plan assets and liabilities at the beginning and end of the plan year. Combine the value of plan assets held in more than one trust. Report the value of the plan's interest in a commingled fund containing the assets of more than one plan on a line-by-line basis unless the value is reportable on lines 1c(9) through 1c(14). Do not enter the value of that portion of an insurance contract which guarantees, during this plan year, to pay a specific dollar benefit at a future date. **Round off amounts to the nearest dollar.** MTIAs, CCTs, PSAs, and 103-12 IEs do not complete lines 1b(1), 1b(2), 1c(8), 1g, 1h, and 1i. CCTs, PSAs, and 103-12 IEs also do not complete lines 1d and 1e. See instructions.

<b>Assets</b>	<b>(a) Beginning of Year</b>	<b>(b) End of Year</b>
<b>a</b> Total noninterest-bearing cash .....	<b>1a</b>	
<b>b</b> Receivables (less allowance for doubtful accounts):		
<b>(1)</b> Employer contributions .....	<b>1b(1)</b>	399408
<b>(2)</b> Participant contributions .....	<b>1b(2)</b>	
<b>(3)</b> Other .....	<b>1b(3)</b>	5826
<b>c</b> General investments:		
<b>(1)</b> Interest-bearing cash (include money market accounts & certificates of deposit) .....	<b>1c(1)</b>	
<b>(2)</b> U.S. Government securities .....	<b>1c(2)</b>	
<b>(3)</b> Corporate debt instruments (other than employer securities):		
<b>(A)</b> Preferred .....	<b>1c(3)(A)</b>	
<b>(B)</b> All other .....	<b>1c(3)(B)</b>	
<b>(4)</b> Corporate stocks (other than employer securities):		
<b>(A)</b> Preferred .....	<b>1c(4)(A)</b>	
<b>(B)</b> Common .....	<b>1c(4)(B)</b>	
<b>(5)</b> Partnership/joint venture interests .....	<b>1c(5)</b>	
<b>(6)</b> Real estate (other than employer real property) .....	<b>1c(6)</b>	
<b>(7)</b> Loans (other than to participants) .....	<b>1c(7)</b>	
<b>(8)</b> Participant loans .....	<b>1c(8)</b>	
<b>(9)</b> Value of interest in common/collective trusts .....	<b>1c(9)</b>	28158029
<b>(10)</b> Value of interest in pooled separate accounts .....	<b>1c(10)</b>	
<b>(11)</b> Value of interest in master trust investment accounts .....	<b>1c(11)</b>	
<b>(12)</b> Value of interest in 103-12 investment entities .....	<b>1c(12)</b>	
<b>(13)</b> Value of interest in registered investment companies (e.g., mutual funds) .....	<b>1c(13)</b>	
<b>(14)</b> Value of funds held in insurance company general account (unallocated contracts) .....	<b>1c(14)</b>	
<b>(15)</b> Other .....	<b>1c(15)</b>	175414

1d Employer-related investments:		(a) Beginning of Year	(b) End of Year
(1) Employer securities.....	1d(1)		
(2) Employer real property.....	1d(2)		
e Buildings and other property used in plan operation.....	1e		
f Total assets (add all amounts in lines 1a through 1e).....	1f	28563263	176860
<b>Liabilities</b>			
g Benefit claims payable.....	1g		
h Operating payables.....	1h		
i Acquisition indebtedness.....	1i		
j Other liabilities.....	1j		
k Total liabilities (add all amounts in lines 1g through 1j).....	1k	0	0
<b>Net Assets</b>			
l Net assets (subtract line 1k from line 1f).....	1l	28563263	176860

**Part II Income and Expense Statement**

2 Plan income, expenses, and changes in net assets for the year. Include all income and expenses of the plan, including any trust(s) or separately maintained fund(s) and any payments/receipts to/from insurance carriers. Round off amounts to the nearest dollar. MTIAs, CCTs, PSAs, and 103-12 IEs do not complete lines 2a, 2b(1)(E), 2e, 2f, and 2g.

<b>Income</b>		(a) Amount	(b) Total
<b>a Contributions:</b>			
(1) Received or receivable in cash from: (A) Employers.....	2a(1)(A)	3650000	
(B) Participants.....	2a(1)(B)		
(C) Others (including rollovers).....	2a(1)(C)		
(2) Noncash contributions.....	2a(2)		
(3) Total contributions. Add lines 2a(1)(A), (B), (C), and line 2a(2).....	2a(3)		3650000
<b>b Earnings on investments:</b>			
(1) Interest:			
(A) Interest-bearing cash (including money market accounts and certificates of deposit).....	2b(1)(A)		
(B) U.S. Government securities.....	2b(1)(B)		
(C) Corporate debt instruments.....	2b(1)(C)		
(D) Loans (other than to participants).....	2b(1)(D)		
(E) Participant loans.....	2b(1)(E)		
(F) Other.....	2b(1)(F)		
(G) Total interest. Add lines 2b(1)(A) through (F).....	2b(1)(G)		0
(2) Dividends:			
(A) Preferred stock.....	2b(2)(A)		
(B) Common stock.....	2b(2)(B)		
(C) Registered investment company shares (e.g. mutual funds).....	2b(2)(C)		
(D) Total dividends. Add lines 2b(2)(A), (B), and (C).....	2b(2)(D)		0
(3) Rents.....	2b(3)		
(4) Net gain (loss) on sale of assets:			
(A) Aggregate proceeds.....	2b(4)(A)		
(B) Aggregate carrying amount (see instructions).....	2b(4)(B)		
(C) Subtract line 2b(4)(B) from line 2b(4)(A) and enter result.....	2b(4)(C)		
(5) Unrealized appreciation (depreciation) of assets:			
(A) Real estate.....	2b(5)(A)		
(B) Other.....	2b(5)(B)		
(C) Total unrealized appreciation of assets. Add lines 2b(5)(A) and (B).....	2b(5)(C)		

		(a) Amount	(b) Total
(6) Net investment gain (loss) from common/collective trusts .....	<b>2b(6)</b>		1127841
(7) Net investment gain (loss) from pooled separate accounts .....	<b>2b(7)</b>		
(8) Net investment gain (loss) from master trust investment accounts .....	<b>2b(8)</b>		
(9) Net investment gain (loss) from 103-12 investment entities .....	<b>2b(9)</b>		
(10) Net investment gain (loss) from registered investment companies (e.g., mutual funds) .....	<b>2b(10)</b>		
<b>c</b> Other income .....	<b>2c</b>		
<b>d</b> Total income. Add all <b>income</b> amounts in column (b) and enter total .....	<b>2d</b>		4777841

**Expenses**

<b>e</b> Benefit payment and payments to provide benefits:			
(1) Directly to participants or beneficiaries, including direct rollovers .....	<b>2e(1)</b>	32802549	
(2) To insurance carriers for the provision of benefits .....	<b>2e(2)</b>		
(3) Other .....	<b>2e(3)</b>		
(4) Total benefit payments. Add lines <b>2e(1)</b> through <b>(3)</b> .....	<b>2e(4)</b>		32802549
<b>f</b> Corrective distributions (see instructions) .....	<b>2f</b>		
<b>g</b> Certain deemed distributions of participant loans (see instructions) .....	<b>2g</b>		
<b>h</b> Interest expense .....	<b>2h</b>		
<b>i</b> Administrative expenses:			
(1) Salaries and allowances .....	<b>2i(1)</b>		
(2) Contract administrator fees .....	<b>2i(2)</b>		
(3) Recordkeeping fees .....	<b>2i(3)</b>		
(4) IQPA audit fees .....	<b>2i(4)</b>		
(5) Investment advisory and investment management fees .....	<b>2i(5)</b>		
(6) Bank or trust company trustee/custodial fees .....	<b>2i(6)</b>	71999	
(7) Actuarial fees .....	<b>2i(7)</b>	202495	
(8) Legal fees .....	<b>2i(8)</b>		
(9) Valuation/appraisal fees .....	<b>2i(9)</b>		
(10) Other trustee fees and expenses .....	<b>2i(10)</b>		
(11) Other expenses .....	<b>2i(11)</b>	87201	
(12) Total administrative expenses. Add lines <b>2i(1)</b> through <b>(11)</b> .....	<b>2i(12)</b>		361695
<b>j</b> Total expenses. Add all <b>expense</b> amounts in column (b) and enter total .....	<b>2j</b>		33164244

**Net Income and Reconciliation**

<b>k</b> Net income (loss). Subtract line <b>2j</b> from line <b>2d</b> .....	<b>2k</b>		-28386403
<b>l</b> Transfers of assets:			
(1) To this plan .....	<b>2l(1)</b>		
(2) From this plan .....	<b>2l(2)</b>		

**Part III Accountant's Opinion**

**3** Complete lines 3a through 3c if the opinion of an independent qualified public accountant is attached to this Form 5500. Complete line 3d if an opinion is not attached.

**a** The attached opinion of an independent qualified public accountant for this plan is (see instructions):

(1)  Unmodified (2)  Qualified (3)  Disclaimer (4)  Adverse

**b** Check the appropriate box(es) to indicate whether the IQPA performed an ERISA section 103(a)(3)(C) audit. Check both boxes (1) and (2) if the audit was performed pursuant to both 29 CFR 2520.103-8 and 29 CFR 2520.103-12(d). Check box (3) if pursuant to neither.

(1)  DOL Regulation 2520.103-8 (2)  DOL Regulation 2520.103-12(d) (3)  neither DOL Regulation 2520.103-8 nor DOL Regulation 2520.103-12(d).

**c** Enter the name and EIN of the accountant (or accounting firm) below:

(1) Name: **KREISCHER MILLER**

(2) EIN: **23-1980475**

**d** The opinion of an independent qualified public accountant is **not attached** as part of Schedule H because:

(1)  This form is filed for a CCT, PSA, DCG or MTIA. (2)  It will be attached to the next Form 5500 pursuant to 29 CFR 2520.104-50.

**Part IV Compliance Questions**

**4** CCTs and PSAs do not complete Part IV. MTIAs, 103-12 IEs, and GIAs do not complete lines 4a, 4e, 4f, 4g, 4h, 4k, 4m, 4n, or 5. 103-12 IEs also do not complete lines 4j and 4l. MTIAs also do not complete line 4l. DCGs do not complete lines 4e, 4f, 4k, 4l, and 5, and DCGs generally complete the rest of Part IV collectively for all plans in the DCG, except as otherwise provided (see instructions).

During the plan year:

	Yes	No	Amount
<b>a</b> Was there a failure to transmit to the plan any participant contributions within the time period described in 29 CFR 2510.3-102? Continue to answer "Yes" for any prior year failures until fully corrected. (See instructions and DOL's Voluntary Fiduciary Correction Program.)		X	
<b>b</b> Were any loans by the plan or fixed income obligations due the plan in default as of the close of the plan year or classified during the year as uncollectible? Disregard participant loans secured by participant's account balance. (Attach Schedule G (Form 5500) Part I if "Yes" is checked.)		X	
<b>c</b> Were any leases to which the plan was a party in default or classified during the year as uncollectible? (Attach Schedule G (Form 5500) Part II if "Yes" is checked.)		X	
<b>d</b> Were there any nonexempt transactions with any party-in-interest? (Do not include transactions reported on line 4a. Attach Schedule G (Form 5500) Part III if "Yes" is checked.)		X	
<b>e</b> Was this plan covered by a fidelity bond?	X		5000000
<b>f</b> Did the plan have a loss, whether or not reimbursed by the plan's fidelity bond, that was caused by fraud or dishonesty?		X	
<b>g</b> Did the plan hold any assets whose current value was neither readily determinable on an established market nor set by an independent third party appraiser?		X	
<b>h</b> Did the plan receive any noncash contributions whose value was neither readily determinable on an established market nor set by an independent third party appraiser?		X	
<b>i</b> Did the plan have assets held for investment? (Attach schedule(s) of assets if "Yes" is checked, and see instructions for format requirements.)	X		
<b>j</b> Were any plan transactions or series of transactions in excess of 5% of the current value of plan assets? (Attach schedule of transactions if "Yes" is checked and see instructions for format requirements.)	X		
<b>k</b> Were all the plan assets either distributed to participants or beneficiaries, transferred to another plan, or brought under the control of the PBGC?		X	
<b>l</b> Has the plan failed to provide any benefit when due under the plan?		X	
<b>m</b> If this is an individual account plan, was there a blackout period? (See instructions and 29 CFR 2520.101-3.)			
<b>n</b> If 4m was answered "Yes," check the "Yes" box if you either provided the required notice or one of the exceptions to providing the notice applied under 29 CFR 2520.101-3.			

**5a** Has a resolution to terminate the plan been adopted during the plan year or any prior plan year?  Yes  No  
 If "Yes," enter the amount of any plan assets that reverted to the employer this year 0.

**5b** If, during this plan year, any assets or liabilities were transferred from this plan to another plan(s), identify the plan(s) to which assets or liabilities were transferred. (See instructions.)

<b>5b(1)</b> Name of plan(s)	<b>5b(2)</b> EIN(s)	<b>5b(3)</b> PN(s)

**5c** Was the plan a defined benefit plan covered under the PBGC insurance program at any time during this plan year? (See ERISA section 4021 and instructions.) .....  Yes  No  Not determined

If "Yes" is checked, enter the My PAA confirmation number from the PBGC premium filing for this plan year 556060.

<b>SCHEDULE R</b> <b>(Form 5500)</b>  <small>Department of the Treasury Internal Revenue Service</small>  <small>Department of Labor Employee Benefits Security Administration</small>  <small>Pension Benefit Guaranty Corporation</small>	<b>Retirement Plan Information</b>  This schedule is required to be filed under sections 104 and 4065 of the Employee Retirement Income Security Act of 1974 (ERISA) and section 6058(a) of the Internal Revenue Code (the Code).  <b>▶ File as an attachment to Form 5500.</b>	<small>OMB No. 1210-0110</small>  <b>2024</b>  <b>This Form is Open to Public Inspection.</b>
--	---	---

For calendar plan year 2024 or fiscal plan year beginning 01/01/2024 and ending 12/31/2024

<b>A</b> Name of plan <u>MANNINGTON RESILIENT HOURLY PENSION PLAN AND TRUST</u>	<b>B</b> Three-digit plan number (PN) ▶	<u>002</u>
<b>C</b> Plan sponsor's name as shown on line 2a of Form 5500 <u>MANNINGTON MILLS, INC.</u>	<b>D</b> Employer Identification Number (EIN) <u>21-0506420</u>	

<b>Part I</b>	<b>Distributions</b>
---------------	----------------------

**All references to distributions relate only to payments of benefits during the plan year.**

<b>1</b> Total value of distributions paid in property other than in cash or the forms of property specified in the instructions.....	1	0
---	---	---

**2** Enter the EIN(s) of payor(s) who paid benefits on behalf of the plan to participants or beneficiaries during the year (if more than two, enter EINs of the two payors who paid the greatest dollar amounts of benefits):  
 EIN(s): 25-6078093

**Profit-sharing plans, ESOPs, and stock bonus plans, skip line 3.**

<b>3</b> Number of participants (living or deceased) whose benefits were distributed in a single sum, during the plan year .....	3	151
--	---	-----

<b>Part II</b>	<b>Funding Information</b> (If the plan is not subject to the minimum funding requirements of section 412 of the Internal Revenue Code or ERISA section 302, skip this Part.)
----------------	---

**4** Is the plan administrator making an election under Code section 412(d)(2) or ERISA section 302(d)(2)? .....  Yes  No  N/A  
**If the plan is a defined benefit plan, go to line 8.**

**5** If a waiver of the minimum funding standard for a prior year is being amortized in this plan year, see instructions and enter the date of the ruling letter granting the waiver. **Date:** Month \_\_\_\_\_ Day \_\_\_\_\_ Year \_\_\_\_\_  
**If you completed line 5, complete lines 3, 9, and 10 of Schedule MB and do not complete the remainder of this schedule.**

<b>6 a</b> Enter the minimum required contribution for this plan year (include any prior year accumulated funding deficiency not waived) .....	6a	
<b>b</b> Enter the amount contributed by the employer to the plan for this plan year .....	6b	
<b>c</b> Subtract the amount in line 6b from the amount in line 6a. Enter the result (enter a minus sign to the left of a negative amount).....	6c	

**If you completed line 6c, skip lines 8 and 9.**

**7** Will the minimum funding amount reported on line 6c be met by the funding deadline? .....  Yes  No  N/A

**8** If a change in actuarial cost method was made for this plan year pursuant to a revenue procedure or other authority providing automatic approval for the change or a class ruling letter, does the plan sponsor or plan administrator agree with the change? .....  Yes  No  N/A

<b>Part III</b>	<b>Amendments</b>
-----------------	-------------------

**9** If this is a defined benefit pension plan, were any amendments adopted during this plan year that increased or decreased the value of benefits? If yes, check the appropriate box. If no, check the "No" box.....  Increase  Decrease  Both  No

<b>Part IV</b>	<b>ESOPs</b> (see instructions). If this is not a plan described under section 409(a) or 4975(e)(7) of the Internal Revenue Code, skip this Part.
----------------	---

**10** Were unallocated employer securities or proceeds from the sale of unallocated securities used to repay any exempt loan? .....  Yes  No

**11 a** Does the ESOP hold any preferred stock? .....  Yes  No

**b** If the ESOP has an outstanding exempt loan with the employer as lender, is such loan part of a "back-to-back" loan? (See instructions for definition of "back-to-back" loan.) .....  Yes  No

**12** Does the ESOP hold any stock that is not readily tradable on an established securities market? .....  Yes  No

**Part V Additional Information for Multiemployer Defined Benefit Pension Plans**

**13** Enter the following information for each employer that (1) contributed more than 5% of total contributions to the plan during the plan year or (2) was one of the top-ten highest contributors (measured in dollars). See instructions. Complete as many entries as needed to report all applicable employers.

**a** Name of contributing employer \_\_\_\_\_

**b** EIN \_\_\_\_\_ **c** Dollar amount contributed by employer \_\_\_\_\_

**d** Date collective bargaining agreement expires (If employer contributes under more than one collective bargaining agreement, check box  and see instructions regarding required attachment. Otherwise, enter the applicable date.) Month \_\_\_\_\_ Day \_\_\_\_\_ Year \_\_\_\_\_

**e** Contribution rate information (If more than one rate applies, check this box  and see instructions regarding required attachment. Otherwise, complete lines 13e(1) and 13e(2).)

(1) Contribution rate (in dollars and cents) \_\_\_\_\_

(2) Base unit measure:  Hourly  Weekly  Unit of production  Other (specify): \_\_\_\_\_

**a** Name of contributing employer \_\_\_\_\_

**b** EIN \_\_\_\_\_ **c** Dollar amount contributed by employer \_\_\_\_\_

**d** Date collective bargaining agreement expires (If employer contributes under more than one collective bargaining agreement, check box  and see instructions regarding required attachment. Otherwise, enter the applicable date.) Month \_\_\_\_\_ Day \_\_\_\_\_ Year \_\_\_\_\_

**e** Contribution rate information (If more than one rate applies, check this box  and see instructions regarding required attachment. Otherwise, complete lines 13e(1) and 13e(2).)

(1) Contribution rate (in dollars and cents) \_\_\_\_\_

(2) Base unit measure:  Hourly  Weekly  Unit of production  Other (specify): \_\_\_\_\_

**a** Name of contributing employer \_\_\_\_\_

**b** EIN \_\_\_\_\_ **c** Dollar amount contributed by employer \_\_\_\_\_

**d** Date collective bargaining agreement expires (If employer contributes under more than one collective bargaining agreement, check box  and see instructions regarding required attachment. Otherwise, enter the applicable date.) Month \_\_\_\_\_ Day \_\_\_\_\_ Year \_\_\_\_\_

**e** Contribution rate information (If more than one rate applies, check this box  and see instructions regarding required attachment. Otherwise, complete lines 13e(1) and 13e(2).)

(1) Contribution rate (in dollars and cents) \_\_\_\_\_

(2) Base unit measure:  Hourly  Weekly  Unit of production  Other (specify): \_\_\_\_\_

**a** Name of contributing employer \_\_\_\_\_

**b** EIN \_\_\_\_\_ **c** Dollar amount contributed by employer \_\_\_\_\_

**d** Date collective bargaining agreement expires (If employer contributes under more than one collective bargaining agreement, check box  and see instructions regarding required attachment. Otherwise, enter the applicable date.) Month \_\_\_\_\_ Day \_\_\_\_\_ Year \_\_\_\_\_

**e** Contribution rate information (If more than one rate applies, check this box  and see instructions regarding required attachment. Otherwise, complete lines 13e(1) and 13e(2).)

(1) Contribution rate (in dollars and cents) \_\_\_\_\_

(2) Base unit measure:  Hourly  Weekly  Unit of production  Other (specify): \_\_\_\_\_

**a** Name of contributing employer \_\_\_\_\_

**b** EIN \_\_\_\_\_ **c** Dollar amount contributed by employer \_\_\_\_\_

**d** Date collective bargaining agreement expires (If employer contributes under more than one collective bargaining agreement, check box  and see instructions regarding required attachment. Otherwise, enter the applicable date.) Month \_\_\_\_\_ Day \_\_\_\_\_ Year \_\_\_\_\_

**e** Contribution rate information (If more than one rate applies, check this box  and see instructions regarding required attachment. Otherwise, complete lines 13e(1) and 13e(2).)

(1) Contribution rate (in dollars and cents) \_\_\_\_\_

(2) Base unit measure:  Hourly  Weekly  Unit of production  Other (specify): \_\_\_\_\_

**a** Name of contributing employer \_\_\_\_\_

**b** EIN \_\_\_\_\_ **c** Dollar amount contributed by employer \_\_\_\_\_

**d** Date collective bargaining agreement expires (If employer contributes under more than one collective bargaining agreement, check box  and see instructions regarding required attachment. Otherwise, enter the applicable date.) Month \_\_\_\_\_ Day \_\_\_\_\_ Year \_\_\_\_\_

**e** Contribution rate information (If more than one rate applies, check this box  and see instructions regarding required attachment. Otherwise, complete lines 13e(1) and 13e(2).)

(1) Contribution rate (in dollars and cents) \_\_\_\_\_

(2) Base unit measure:  Hourly  Weekly  Unit of production  Other (specify): \_\_\_\_\_

**14** Enter the number of deferred vested and retired participants (inactive participants), as of the beginning of the plan year, whose contributing employer is no longer making contributions to the plan for:

<b>a</b> The current plan year. Check the box to indicate the counting method used to determine the number of inactive participants: <input type="checkbox"/> last contributing employer <input type="checkbox"/> alternative <input type="checkbox"/> reasonable approximation (see instructions for required attachment).....	<b>14a</b>	
<b>b</b> The plan year immediately preceding the current plan year. <input type="checkbox"/> Check the box if the number reported is a change from what was previously reported (see instructions for required attachment).....	<b>14b</b>	
<b>c</b> The second preceding plan year. <input type="checkbox"/> Check the box if the number reported is a change from what was previously reported (see instructions for required attachment).....	<b>14c</b>	

**15** Enter the ratio of the number of participants under the plan on whose behalf no employer had an obligation to make an employer contribution during the current plan year to:

<b>a</b> The corresponding number for the plan year immediately preceding the current plan year .....	<b>15a</b>	
<b>b</b> The corresponding number for the second preceding plan year .....	<b>15b</b>	

**16** Information with respect to any employers who withdrew from the plan during the preceding plan year:

<b>a</b> Enter the number of employers who withdrew during the preceding plan year .....	<b>16a</b>	
<b>b</b> If line 16a is greater than 0, enter the aggregate amount of withdrawal liability assessed or estimated to be assessed against such withdrawn employers.....	<b>16b</b>	

**17** If assets and liabilities from another plan have been transferred to or merged with this plan during the plan year, check box and see instructions regarding supplemental information to be included as an attachment .....

**Part VI Additional Information for Single-Employer and Multiemployer Defined Benefit Pension Plans**

**18** If any liabilities to participants or their beneficiaries under the plan as of the end of the plan year consist (in whole or in part) of liabilities to such participants and beneficiaries under two or more pension plans as of immediately before such plan year, check box and see instructions regarding supplemental information to be included as an attachment .....

**19** If the total number of participants is 1,000 or more, complete lines (a) and (b):

**a** Enter the percentage of plan assets held as:  
 Public Equity: \_\_\_\_\_% Private Equity: \_\_\_\_\_% Investment-Grade Debt and Interest Rate Hedging Assets: \_\_\_\_\_%  
 High-Yield Debt: \_\_\_\_\_% Real Assets: \_\_\_\_\_% Cash or Cash Equivalents: \_\_\_\_\_% Other: \_\_\_\_\_%

**b** Provide the average duration of the Investment-Grade Debt and Interest Rate Hedging Assets:  
 0-5 years  5-10 years  10-15 years  15 years or more

**20 PBGC missed contribution reporting requirements.** If this is a multiemployer plan or a single-employer plan that is not covered by PBGC, skip line 20.

**a** Is the amount of unpaid minimum required contributions for all years from Schedule SB (Form 5500) line 40 greater than zero?  Yes  No

**b** If line 20a is "Yes," has PBGC been notified as required by ERISA sections 4043(c)(5) and/or 303(k)(4)? Check the applicable box:  
 Yes.  
 No. Reporting was waived under 29 CFR 4043.25(c)(2) because contributions equal to or exceeding the unpaid minimum required contribution were made by the 30th day after the due date.  
 No. The 30-day period referenced in 29 CFR 4043.25(c)(2) has not yet ended, and the sponsor intends to make a contribution equal to or exceeding the unpaid minimum required contribution by the 30th day after the due date.  
 No. Other. Provide explanation: \_\_\_\_\_

**Part VII IRS Compliance Questions**

**21a** Does the plan satisfy the coverage and nondiscrimination tests of Code sections 410(b) and 401(a)(4) by combining this plan with any other plans under the permissive aggregation rules?  Yes  No

**21b** If this is a Code section 401(k) plan, check all boxes that apply to indicate how the plan is intended to satisfy the nondiscrimination requirements for employee deferrals and employer matching contributions (as applicable) under Code sections 401(k)(3) and 401(m)(2).  
 Design-based safe harbor method  
 "Prior year" ADP test  
 "Current year" ADP test  
 N/A

**22** If the plan sponsor is an adopter of a pre-approved plan that received a favorable IRS Opinion Letter, enter the date of the Opinion Letter \_\_\_/\_\_\_/\_\_\_\_ (MM/DD/YYYY) and the Opinion Letter serial number \_\_\_\_\_.

# Mannington Resilient Hourly Pension Plan

Financial Statements

December 31, 2024 and 2023

**Mannington Resilient Hourly Pension Plan**  
**December 31, 2024 and 2023**

**Contents**

---

---

INDEPENDENT AUDITORS' REPORT

---

FINANCIAL STATEMENTS

Statements of Net Assets in Liquidation Available for Benefits	1
Statements of Changes in Net Assets in Liquidation Available for Benefits	2
Notes to Financial Statements	3-8

SUPPLEMENTAL SCHEDULES

Schedule I – Schedule H, Line 4i – Schedule of Assets (Held at End of Year)	9
Schedule II – Schedule H, Line 4j – Schedule of Reportable Transactions	10

---

## Independent Auditors' Report

The Retirement Funds Investment Committee  
Mannington Resilient Hourly Pension Plan  
Salem, New Jersey

### *Scope and Nature of the ERISA Section 103(a)(3)(C) Audit*

We have performed audits of the financial statements of Mannington Resilient Hourly Pension Plan (the Plan), an employee benefit plan subject to the Employee Retirement Income Security Act of 1974 (ERISA), as permitted by ERISA Section 103(a)(3)(C) (ERISA Section 103(a)(3)(C) audit). The financial statements comprise the statements of net assets in liquidation available for benefits as of December 31, 2024 and 2023, and the related statements of changes in net assets in liquidation available for benefits for the years then ended, and the related notes to the financial statements.

Management, having determined it is permissible in the circumstances, has elected to have the audits of the financial statements performed in accordance with ERISA Section 103(a)(3)(C) pursuant to 29 CFR 2520.103-8 of the Department of Labor's Rules and Regulations for Reporting and Disclosure under ERISA. As permitted by ERISA Section 103(a)(3)(C), our audits need not extend to any statements or information related to assets held for investment of the plan (investment information) by a bank or similar institution or insurance carrier that is regulated, supervised, and subject to periodic examination by a state or federal agency, provided that the statements or information regarding assets so held are prepared and certified to by the bank or similar institution or insurance carrier in accordance with 29 CFR 2520.103-5 of the Department of Labor's Rules and Regulations for Reporting and Disclosure under ERISA (qualified institution).

Management has obtained a certification from a qualified institution as of and for the years ended December 31, 2024 and 2023, stating that the certified investment information, as described in Note 4 to the financial statements, is complete and accurate.

### *Opinion*

In our opinion, based on our audits and on the procedures performed as described in the Auditors' Responsibilities for the Audit of the Financial Statements section

- the amounts and disclosures in the accompanying financial statements, other than those agreed to or derived from the certified investment information, are presented fairly, in all material respects, in accordance with accounting principles generally accepted in the United States of America.

- the information in the accompanying financial statements related to assets held by and certified to by a qualified institution agrees to, or is derived from, in all material respects, the information prepared and certified by an institution that management determined meet the requirements of ERISA Section 103(a)(3)(C).

### ***Basis for Opinion***

We conducted our audits in accordance with auditing standards generally accepted in the United States of America (GAAS). Our responsibilities under those standards are further described in the Auditors' Responsibilities for the Audit of the Financial Statements section of our report. We are required to be independent of the Plan and to meet our other ethical responsibilities, in accordance with the relevant ethical requirements relating to our audits. We believe that the audit evidence we have obtained is sufficient and appropriate to provide a basis for our ERISA Section 103(a)(3)(C) audit opinion.

### ***Emphasis of Matter***

As discussed in Note 1 to the accompanying financial statements, the plan sponsor terminated the Plan effective October 31, 2023.

### ***Responsibilities of Management for the Financial Statements***

Management is responsible for the preparation and fair presentation of the financial statements in accordance with accounting principles generally accepted in the United States of America, and for the design, implementation, and maintenance of internal control relevant to the preparation and fair presentation of financial statements that are free from material misstatement, whether due to fraud or error. Management's election of the ERISA Section 103(a)(3)(C) audit does not affect management's responsibility for the financial statements.

In preparing the financial statements, management is required to evaluate whether there are conditions or events, considered in the aggregate, that raise substantial doubt about the Plan's ability to continue as a going concern for one year after the date that the financial statements are issued.

Management is also responsible for maintaining a current plan instrument, including all plan amendments, administering the plan, and determining that the plan's transactions that are presented and disclosed in the financial statements are in conformity with the plan's provisions, including maintaining sufficient records with respect to each of the participants, to determine the benefits due or which may become due to such participants.

## ***Auditors' Responsibilities for the Audit of the Financial Statements***

Except as described in the Scope and Nature of the ERISA Section 103(a)(3)(C) Audit section of our report, our objectives are to obtain reasonable assurance about whether the financial statements as a whole are free from material misstatement, whether due to fraud or error, and to issue an auditors' report that includes our opinion. Reasonable assurance is a high level of assurance but is not absolute assurance and therefore is not a guarantee that an audit conducted in accordance with GAAS will always detect a material misstatement when it exists. The risk of not detecting a material misstatement resulting from fraud is higher than for one resulting from error, as fraud may involve collusion, forgery, intentional omissions, misrepresentations, or the override of internal control. Misstatements are considered material if, there is a substantial likelihood that, individually or in the aggregate, they would influence the judgment made by a reasonable user based on the financial statements.

In performing an audit in accordance with GAAS, we:

- Exercise professional judgment and maintain professional skepticism throughout the audit.
- Identify and assess the risks of material misstatement of the financial statements, whether due to fraud or error, and design and perform audit procedures responsive to those risks. Such procedures include examining, on a test basis, evidence regarding the amounts and disclosures in the financial statements.
- Obtain an understanding of internal control relevant to the audit in order to design audit procedures that are appropriate in the circumstances, but not for the purpose of expressing an opinion on the effectiveness of the Plan's internal control. Accordingly, no such opinion is expressed.
- Evaluate the appropriateness of accounting policies used and the reasonableness of significant accounting estimates made by management, as well as evaluate the overall presentation of the financial statements.
- Conclude whether, in our judgment, there are conditions or events, considered in the aggregate, that raise substantial doubt about the Plan's ability to continue as a going concern for a reasonable period of time.

Our audits did not extend to the certified investment information, except for obtaining and reading the certifications, comparing the certified investment information with the related information presented and disclosed in the financial statements, and reading the disclosures relating to the certified investment information to assess whether they are in accordance with the presentation and disclosure requirements of accounting principles generally accepted in the United States of America.

Accordingly, the objective of an ERISA Section 103(a)(3)(C) audit is not to express an opinion about whether the financial statements as a whole are presented fairly, in all material respects, in accordance with accounting principles generally accepted in the United States of America.

We are required to communicate with those charged with governance regarding, among other matters, the planned scope and timing of the audit, significant audit findings, and certain internal control-related matters that we identified during the audit.


### ***Other Matter - Supplemental Schedules Required by ERISA***

The supplemental schedules of Schedule H, Line 4i – Schedule of Assets (Held at End of Year) and Schedule H, Line 4j – Schedule of Reportable Transactions as of and for the year ended December 31, 2024 are presented for purposes of additional analysis and are not a required part of the financial statements but are supplementary information required by the Department of Labor's Rules and Regulations for Reporting and Disclosure under ERISA. Such information is the responsibility of management and was derived from and relates directly to the underlying accounting and other records used to prepare the financial statements. The information included in the supplemental schedules, other than that agreed to or derived from the certified investment information, has been subjected to auditing procedures applied in the audits of the financial statements and certain additional procedures, including comparing and reconciling such information directly to the underlying accounting and other records used to prepare the financial statements or to the financial statements themselves, and other additional procedures in accordance with GAAS. For information included in the supplemental schedules that agreed to or is derived from the certified investment information, we compared such information to the related certified investment information.

In forming our opinion on the supplemental schedules, we evaluated whether the supplemental schedules, other than the information agreed to or derived from the certified investment information, including their form and content, are presented in conformity with the Department of Labor's Rules and Regulations for Reporting and Disclosure under ERISA.

In our opinion

- the form and content of the supplemental schedules, other than the information in the supplemental schedules that agreed to or is derived from the certified investment information, are presented, in all material respects, in conformity with the Department of Labor's Rules and Regulations for Reporting and Disclosure under ERISA.
- the information in the supplemental schedule related to assets held by and certified to by a qualified institution agrees to, or is derived from, in all material respects, the information prepared and certified by an institution that management determined meets the requirements of ERISA Section 103(a)(3)(C).



Horsham, Pennsylvania  
September 18, 2025

## Mannington Resilient Hourly Pension Plan

### Statements of Net Assets in Liquidation Available for Benefits December 31, 2024 and 2023

---

	2024	2023
Assets:		
Investments, at fair value	\$ 175,414	\$ 28,158,029
Receivables:		
Employer contributions- liquidation	-	399,408
Accrued liquidation interest and dividends	1,446	5,826
Net assets in liquidation available for benefits	<u>\$ 176,860</u>	<u>\$ 28,563,263</u>

See accompanying notes to financial statements.

## Mannington Resilient Hourly Pension Plan

### Statements of Changes in Net Assets in Liquidation Available for Benefits Years Ended December 31, 2024 and 2023

	2024	2023
Additions to net assets in liquidation attributed to:		
Investment income:		
Net appreciation in fair value of investments	\$ 915,110	\$ 3,603,443
Interest	212,731	19,515
Dividends	-	89,720
Employer contributions- liquidation	3,650,000	399,408
Total additions	4,777,841	4,112,086
Deductions from net assets in liquidation attributed to:		
Benefits paid to participants	32,802,549	2,450,704
Administrative expenses	361,695	477,662
Total deductions	33,164,244	2,928,366
Net increase (decrease)	(28,386,403)	1,183,720
Net assets in liquidation available for benefits:		
Beginning of year	28,563,263	27,379,543
End of year	\$ 176,860	\$ 28,563,263

See accompanying notes to financial statements.

# Mannington Resilient Hourly Pension Plan

## Notes to Financial Statements

December 31, 2024 and 2023

---

### (1) Description of Plan

The following brief description of the Mannington Resilient Hourly Pension Plan (the Plan) is provided for general information purposes only. Participants should refer to the plan document for more complete information.

#### ***General***

The Plan is a noncontributory defined benefit plan that permits participation by hourly employees of the Mannington Resilient Division of Mannington Mills, Inc. (the Company) with one year of service, without a minimum age requirement. The Company contributes amounts as necessary on an actuarial basis to provide the Plan with assets sufficient to meet the benefits to be paid to participants. The Plan is subject to the provisions of the Employee Retirement Income Security Act of 1974 (ERISA), as amended. The Plan is administered by the Company's Retirement Funds Investment Committee (the Committee). The Committee has overall responsibility for the operation and administration of the Plan. The Committee determines the appropriateness of the Plan's investment offerings, monitors investment performance, and reports to the Company's Board of Directors.

#### ***Plan Termination***

Effective September 8, 2023, the Board of Directors of the Company voted to terminate the Plan as of October 31, 2023 (the Plan Termination Date). As of December 31, 2023, the Plan assets have not been distributed to the participants. The Plan intends to make distributions to participants as soon as administratively feasible. As of October 1, 2024 the Plan had received determination about the Plan's qualification status at termination and the plan assets have been distributed to the participants.

#### ***Funding Policy***

The Company's funding policy is for the Company to contribute an amount that will meet or exceed the annual ERISA minimum funding requirement. No employee contributions are permitted. Contributions from the Company are accrued based upon amounts recommended by the actuary to be sufficient to fund the benefits provided by the Plan. The Company's contributions met the minimum funding requirements of ERISA for the years ended December 31, 2024 and 2023.

#### ***Benefit Payments***

All active associates are categorized into four groups: legacy, transition, new hires, and others, with specific benefits provided to each group based upon their age and length of service as of December 31, 2006. Effective January 1, 2007, no participant shall accrue benefits under the Plan after December 31, 2006, unless participants are members of the legacy group or certain members of the transition group. The benefits for all transition group members whose benefits were not frozen as of December 31, 2006 were frozen as of December 31, 2011. For the legacy group, there is no change in the retirement benefits offered by the Company due to their age, length of service, or close proximity to retirement.

# Mannington Resilient Hourly Pension Plan

## Notes to Financial Statements

December 31, 2024 and 2023

---

### (1) Description of Plan, Continued

#### *Benefit Payments, Continued*

The net assets of the Plan will be allocated as prescribed by the terms and the provisions of the Plan in accordance with ERISA and its regulations. Prior to the aforementioned amendment, participants were entitled to monthly pension benefits at retirement age 65 equal to the product of (1) the number of years of credited service, and (2) a benefit amount ranging from \$7 to \$29 monthly, depending on the termination date of the employee.

Except as noted above, a participant who has completed 10 years of service and becomes totally and permanently disabled, as defined in the plan document, shall be entitled to receive a monthly disability benefit equal to his or her accrued benefit.

The yield (interest, dividends, and net appreciation) on investments of the Plan serves to reduce future contributions to the Plan that would otherwise be required to provide for the defined level of benefits under the Plan.

Upon the Plan Termination Date, participants were provided the option to elect either a lump sum distribution or have their balance rolled into an IRA account in their name. During 2024, lump sum distributions associated with the plan termination approximated \$32,802,549. As of October 1 2024, the Plan had a few remaining net assets in liquidation that will be distributed in 2025.

### (2) Summary of Significant Accounting Policies

#### *Basis of Accounting*

The accompanying financial statements are prepared on the liquidation basis of accounting.

#### *Use of Estimates*

The preparation of financial statements in accordance with accounting principles generally accepted in the United States of America requires management to make estimates and assumptions that affect the reported amounts of assets, liabilities and changes therein, disclosure of contingent assets and liabilities, and the actuarial present value of the accumulated plan benefits at the date of the financial statements, and changes therein. Actual results could differ from those estimates.

#### *Investment Valuation and Income Recognition*

Investments are reported at fair value. Fair value is the price that would be received to sell an asset or paid to transfer a liability in an orderly transaction between market participants at the measurement date. The Committee determines the Plan's valuation policies utilizing information provided by its investment advisors and plan trustee. See Note 5 for a discussion of the fair value measurements.

# Mannington Resilient Hourly Pension Plan

## Notes to Financial Statements

December 31, 2024 and 2023

---

### (2) Summary of Significant Accounting Policies, Continued

Purchases and sales of securities are recorded on a trade-date basis. Interest income is recorded on the accrual basis. Dividends are recorded on the ex-dividend date. Net appreciation includes the Plan's gains and losses on investments bought and sold as well as held during the year.

#### *Payment of Benefits*

Benefit payments to participants are recorded upon distribution.

#### *Expenses*

Administrative expenses paid by the Plan amounted to \$361,695 and \$477,662 for the years ended December 31, 2024 and 2023, respectively, which include fees paid to service providers as well as the Pension Benefit Guaranty Corporation (PBGC) expenses and are recorded as deductions in the accompanying statements of changes in net assets in liquidation available for benefits. In addition, certain investment related expenses are included in net appreciation in fair value of investments presented in the accompanying statements of changes in net assets in liquidation available for benefits.

#### *Subsequent Events*

The Plan has evaluated subsequent events through September 18, 2025, the date the financial statements were available to be issued.

### (3) Actuarial Present Value of Accumulated Plan Benefits

Accumulated plan benefits were those future periodic payments, including lump-sum distributions which were attributable under the Plan's provisions to the service employees had rendered. Accumulated plan benefits included benefits that had expected to be paid to (a) retired or terminated employees or their beneficiaries, (b) beneficiaries of employees who have died, and (c) present employees or their beneficiaries. Benefits under the Plan were based on a percentage of employees' final average annual compensation multiplied by the years of credited service. Benefits payable under all circumstances (retirement, death, disability, and termination of employment) were included, to the extent they were deemed attributable to employee service rendered to the valuation date.

The actuarial present value of accumulated plan benefits was determined by an independent actuary and was the amount that results from applying actuarial assumptions to adjust the accumulated plan benefits to reflect the time value of money (through discounts for interest) and the probability of payment (by means of decrements such as for death, disability, withdrawal or retirement) between the valuation date and the expected date of payment.

## Mannington Resilient Hourly Pension Plan

### Notes to Financial Statements

December 31, 2024 and 2023

---

#### (3) Actuarial Present Value of Accumulated Plan Benefits, Continued

As of January 1, 2023, the actuarial present value of accumulated benefits was \$28,220,352, which represents the final computation performed as a result of the plan termination. Had the valuation been performed as of December 31, 2023, the distributions and administrative expenses that occurred during the period January 1, 2024 through October 1, 2024 would be reflected, actual market gains/losses would be reflected, and different actuarial assumptions would have been used.

#### (4) Investments Certified by the Trustee

Certain information related to investments at December 31, 2024 and 2023 disclosed in the accompanying financial statements and ERISA-required supplemental schedules, and net appreciation in fair value of investments, interest and dividends for the years ended December 31, 2024 and 2023, was obtained by management and agreed to or derived from information certified as complete and accurate by The Bank of New York Mellon/BNY Mellon (BNY), the trustee of the Plan.

#### (5) Fair Value Measurements

Financial Accounting Standards Board (FASB) *Accounting Standards Codification (ASC) 820, Fair Value Measurements and Disclosures*, provides the framework for measuring fair value. That framework provides a fair value hierarchy that prioritizes the inputs to valuation techniques used to measure fair value. The hierarchy gives the highest priority to unadjusted quoted prices in active markets for identical assets or liabilities (level 1 measurements) and the lowest priority to unobservable inputs (level 3 measurements). The three levels of the fair value hierarchy under FASB ASC 820 are described as follows:

Level 1: Inputs to the valuation methodology are unadjusted quoted prices for identical assets or liabilities in active markets that the Plan has the ability to access.

Level 2: Inputs to the valuation methodology include

- quoted prices for similar assets or liabilities in active markets;
- quoted prices for identical or similar assets or liabilities in inactive markets;
- inputs other than quoted prices that are observable for the asset or liability; and
- inputs that are derived principally from or corroborated by observable market data by correlation or other means.

If the asset or liability has a specified (contractual) term, the level 2 input must be observable for substantially the full term of the asset or liability.

# Mannington Resilient Hourly Pension Plan

## Notes to Financial Statements

December 31, 2024 and 2023

### (5) Fair Value Measurements, Continued

Level 3: Inputs to the valuation methodology are unobservable and significant to the fair value measurement.

The asset or liability's fair value measurement level within the fair value hierarchy is based on the lowest level of any input that is significant to the fair value measurement. Valuation techniques used need to maximize the use of observable inputs and minimize the use of unobservable inputs.

Following is a description of the valuation methodologies used for assets measured at fair value. There have been no changes in the methodologies used at December 31, 2024 and 2023.

*Registered investment companies:* Valued at the daily closing price as reported by the fund. Registered investment companies held by the Plan are open end funds that are registered with the Securities and Exchange Commission. These funds are required to publish their daily net asset value (NAV) and to transact at that price. The funds held by the Plan are deemed to be actively traded.

*Common collective trusts:* Valued at the NAV of units held. The NAV is used as a practical expedient to estimate fair value. The NAV is based on the fair value of the underlying investments held by the fund less its liabilities. This practical expedient is not used when it is determined to be probable that the fund will sell the investment for an amount different than the reported NAV.

The following table sets forth by level, within the fair value hierarchy, the Plan's assets at fair value as of December 31:

	Assets at Fair Value as of December 31, 2024			
	Level 1	Level 2	Level 3	Total
Registered investment companies	\$ -	\$ -	\$ -	\$ -
Investments measured at NAV as a practical expedient				175,414
Investments, at fair value				\$ 175,414
	Assets at Fair Value as of December 31, 2023			
	Level 1	Level 2	Level 3	Total
Registered investment companies	\$ -	\$ -	\$ -	\$ -
Investments measured at NAV as a practical expedient				28,158,029
Investments, at fair value				\$ 28,158,029

Certain investments that are measured at NAV per share (or its equivalent) as a practical expedient have not been classified in the fair value hierarchy. The fair value amounts presented in this table are intended to permit reconciliation of the fair value hierarchy to the line item presented in the statements of net assets in liquidation available for benefits.

## Mannington Resilient Hourly Pension Plan

### Notes to Financial Statements

December 31, 2024 and 2023

---

#### (5) Fair Value Measurements, Continued

There were no significant transfers among investment levels during the years ended December 31, 2024 and 2023.

The following table summarizes investments measured at fair value based on the NAV per share as a practical expedient as of December 31:

Investment	2024	2023	Unfunded Commitments	Redemption Frequency	Redemption Notice Period
Common collective trusts	\$ 175,414	\$ 28,158,029	Not applicable	Daily	Daily

#### (6) Tax Status

The Plan obtained its latest determination letter on January 31, 2025 (2025 Determination Letter) in which the Internal Revenue Service (IRS) stated that the termination of the plan did not affect its qualification for federal tax purposes under the requirements of the Internal Revenue Code (IRC). Prior to the 2025 Determination Letter, the Plan operated under a determination letter dated July 11, 2017, that the Plan and related trust are designed in accordance with the applicable sections of the Internal Revenue Code (IRC). The plan administrator believes that the Plan is designed and is currently being operated in compliance with the applicable requirements of the IRC.

Accounting principles generally accepted in the United States of America require plan management to evaluate tax positions taken by the Plan and recognize a tax liability if the Plan has taken an uncertain position that more likely than not would not be sustained upon examination by the IRS. The Plan is subject to routine audits by taxing jurisdictions; however, there are currently no audits for any tax periods in progress.

#### (7) Related Party Transactions and Party-In-Interest Transactions

Certain plan investments represent common collective trusts managed by The Bank of New York Mellon/BNY Mellon (BNY). BNY is the trustee of the Plan and, therefore, these transactions qualify as party-in-interest transactions, which are exempt from the prohibited transaction rules of ERISA.

## SUPPLEMENTAL SCHEDULES

## Mannington Resilient Hourly Pension Plan

EIN: 21-0506420

Plan: 002

## Supplemental Schedule

Schedule H, Line 4i - Schedule of Assets (Held at End of Year)

December 31, 2024

(a)	(b)	(c)	(d)	(e)
Identity of Issue, Borrower, Lessor, or Similar Party	Description of Investments Including Maturity Date, Rate of Interest, Par, or Maturity Value	Cost	Current Value	
Common collective trusts:				
*	BNY Mellon	EB Temporary Investment Fund	\$ 175,414	\$ 175,414
			<u>\$ 175,414</u>	<u>\$ 175,414</u>

\* Party-in-interest

## Mannington Resilient Hourly Pension Plan

EIN: 21-0506420

Plan Number: 002

## Supplemental Schedule

Schedule H, Line 4j - Schedule of Reportable Transactions

Year Ended December 31, 2024

(a) Identity of Party Involved	(b) Description of Asset	(c) Purchase Price	(d) Selling Price	(g) Cost of Asset	(h) Current Value on Transaction Date	(i) Net Gain (Loss)
BNY	EB Temporary Investment Fund	(S) \$ -	\$ 3,777,120	\$ 3,777,120	\$ 3,777,120	\$ -
BNY	EB Temporary Investment Fund	(S) \$ 15,945,471	\$ -	\$ 15,945,471	\$ 15,945,471	\$ -
BNY	EB Temporary Investment Fund	(S) \$ 6,607,848	\$ -	\$ 6,607,848	\$ 6,607,848	\$ -
BNY	EB Temporary Investment Fund	(S) \$ 3,590,303	\$ -	\$ 3,590,303	\$ 3,590,303	\$ -
BNY	EB Temporary Investment Fund	(S) \$ -	\$ 26,689,304	\$ 26,689,304	\$ 26,689,304	\$ -
BNY	EB Temporary Investment Fund	(A) \$ 29,462,269	\$ -	\$ 29,462,269	\$ 29,462,269	\$ -
BNY	EB Temporary Investment Fund	(A) \$ -	\$ 33,055,836	\$ 33,055,836	\$ 33,055,836	\$ -
BNY	BNYM Mellon DB SL International Government Bond Index Fund	(S) \$ -	\$ 4,716,904	\$ 4,397,624		\$ (4,397,624)
BNY	BNYM Mellon DB SL International Government Bond Index Fund	(A) \$ -	\$ 5,381,904	\$ 5,045,956	\$ 5,381,904	\$ 335,949
BNY	BNYM Mellon DB SL International Credit Bond Index Fund	(S) \$ -	\$ 3,357,055	\$ 3,016,210	\$ 3,357,055	\$ 340,845
BNY	BNYM Mellon DB SL International Credit Bond Index Fund	(A) \$ -	\$ 3,932,055	\$ 3,562,419	\$ 3,932,055	\$ 369,636
BNY	BNYM Mellon DB SL Long Term Government Bond Index Fund	(S) \$ -	\$ 4,242,098	\$ 3,813,586	\$ 4,242,098	\$ 428,512
BNY	BNYM Mellon DB SL Long Term Government Bond Index Fund	(A) \$ -	\$ 4,672,098	\$ 4,216,960	\$ 4,672,098	\$ 455,138
BNY	BNYM Mellon DB SL Long Term Credit Bond Index Fund	(S) \$ -	\$ 3,629,413	\$ 3,115,550	\$ 3,629,413	\$ 513,864
BNY	BNYM Mellon DB SL Long Term Credit Bond Index Fund	(A) \$ -	\$ 3,964,413	\$ 3,418,926	\$ 3,964,413	\$ 545,487
BNY	BNY Mellon Long Duration Fund	(S) \$ -	\$ 6,573,687	\$ 5,619,153	\$ 6,573,687	\$ 954,534
BNY	BNY Mellon Long Duration Fund	(A) \$ -	\$ 7,453,687	\$ 6,414,873	\$ 7,453,687	\$ 1,038,814

(S) Represents a single transaction that exceeds 5% of net assets available for benefits at the beginning of the plan year.

(A) Represents aggregate transactions that exceed 5% of net assets available for benefits at the beginning of the plan year.

# Mannington Resilient Hourly Pension Plan

Financial Statements

December 31, 2024 and 2023

**Mannington Resilient Hourly Pension Plan**  
**December 31, 2024 and 2023**

**Contents**

---

---

INDEPENDENT AUDITORS' REPORT

---

FINANCIAL STATEMENTS

Statements of Net Assets in Liquidation Available for Benefits	1
Statements of Changes in Net Assets in Liquidation Available for Benefits	2
Notes to Financial Statements	3-8

SUPPLEMENTAL SCHEDULES

Schedule I – Schedule H, Line 4i – Schedule of Assets (Held at End of Year)	9
Schedule II – Schedule H, Line 4j – Schedule of Reportable Transactions	10

---

## Independent Auditors' Report

The Retirement Funds Investment Committee  
Mannington Resilient Hourly Pension Plan  
Salem, New Jersey

### *Scope and Nature of the ERISA Section 103(a)(3)(C) Audit*

We have performed audits of the financial statements of Mannington Resilient Hourly Pension Plan (the Plan), an employee benefit plan subject to the Employee Retirement Income Security Act of 1974 (ERISA), as permitted by ERISA Section 103(a)(3)(C) (ERISA Section 103(a)(3)(C) audit). The financial statements comprise the statements of net assets in liquidation available for benefits as of December 31, 2024 and 2023, and the related statements of changes in net assets in liquidation available for benefits for the years then ended, and the related notes to the financial statements.

Management, having determined it is permissible in the circumstances, has elected to have the audits of the financial statements performed in accordance with ERISA Section 103(a)(3)(C) pursuant to 29 CFR 2520.103-8 of the Department of Labor's Rules and Regulations for Reporting and Disclosure under ERISA. As permitted by ERISA Section 103(a)(3)(C), our audits need not extend to any statements or information related to assets held for investment of the plan (investment information) by a bank or similar institution or insurance carrier that is regulated, supervised, and subject to periodic examination by a state or federal agency, provided that the statements or information regarding assets so held are prepared and certified to by the bank or similar institution or insurance carrier in accordance with 29 CFR 2520.103-5 of the Department of Labor's Rules and Regulations for Reporting and Disclosure under ERISA (qualified institution).

Management has obtained a certification from a qualified institution as of and for the years ended December 31, 2024 and 2023, stating that the certified investment information, as described in Note 4 to the financial statements, is complete and accurate.

### *Opinion*

In our opinion, based on our audits and on the procedures performed as described in the Auditors' Responsibilities for the Audit of the Financial Statements section

- the amounts and disclosures in the accompanying financial statements, other than those agreed to or derived from the certified investment information, are presented fairly, in all material respects, in accordance with accounting principles generally accepted in the United States of America.

- the information in the accompanying financial statements related to assets held by and certified to by a qualified institution agrees to, or is derived from, in all material respects, the information prepared and certified by an institution that management determined meet the requirements of ERISA Section 103(a)(3)(C).

### ***Basis for Opinion***

We conducted our audits in accordance with auditing standards generally accepted in the United States of America (GAAS). Our responsibilities under those standards are further described in the Auditors' Responsibilities for the Audit of the Financial Statements section of our report. We are required to be independent of the Plan and to meet our other ethical responsibilities, in accordance with the relevant ethical requirements relating to our audits. We believe that the audit evidence we have obtained is sufficient and appropriate to provide a basis for our ERISA Section 103(a)(3)(C) audit opinion.

### ***Emphasis of Matter***

As discussed in Note 1 to the accompanying financial statements, the plan sponsor terminated the Plan effective October 31, 2023.

### ***Responsibilities of Management for the Financial Statements***

Management is responsible for the preparation and fair presentation of the financial statements in accordance with accounting principles generally accepted in the United States of America, and for the design, implementation, and maintenance of internal control relevant to the preparation and fair presentation of financial statements that are free from material misstatement, whether due to fraud or error. Management's election of the ERISA Section 103(a)(3)(C) audit does not affect management's responsibility for the financial statements.

In preparing the financial statements, management is required to evaluate whether there are conditions or events, considered in the aggregate, that raise substantial doubt about the Plan's ability to continue as a going concern for one year after the date that the financial statements are issued.

Management is also responsible for maintaining a current plan instrument, including all plan amendments, administering the plan, and determining that the plan's transactions that are presented and disclosed in the financial statements are in conformity with the plan's provisions, including maintaining sufficient records with respect to each of the participants, to determine the benefits due or which may become due to such participants.

## ***Auditors' Responsibilities for the Audit of the Financial Statements***

Except as described in the Scope and Nature of the ERISA Section 103(a)(3)(C) Audit section of our report, our objectives are to obtain reasonable assurance about whether the financial statements as a whole are free from material misstatement, whether due to fraud or error, and to issue an auditors' report that includes our opinion. Reasonable assurance is a high level of assurance but is not absolute assurance and therefore is not a guarantee that an audit conducted in accordance with GAAS will always detect a material misstatement when it exists. The risk of not detecting a material misstatement resulting from fraud is higher than for one resulting from error, as fraud may involve collusion, forgery, intentional omissions, misrepresentations, or the override of internal control. Misstatements are considered material if, there is a substantial likelihood that, individually or in the aggregate, they would influence the judgment made by a reasonable user based on the financial statements.

In performing an audit in accordance with GAAS, we:

- Exercise professional judgment and maintain professional skepticism throughout the audit.
- Identify and assess the risks of material misstatement of the financial statements, whether due to fraud or error, and design and perform audit procedures responsive to those risks. Such procedures include examining, on a test basis, evidence regarding the amounts and disclosures in the financial statements.
- Obtain an understanding of internal control relevant to the audit in order to design audit procedures that are appropriate in the circumstances, but not for the purpose of expressing an opinion on the effectiveness of the Plan's internal control. Accordingly, no such opinion is expressed.
- Evaluate the appropriateness of accounting policies used and the reasonableness of significant accounting estimates made by management, as well as evaluate the overall presentation of the financial statements.
- Conclude whether, in our judgment, there are conditions or events, considered in the aggregate, that raise substantial doubt about the Plan's ability to continue as a going concern for a reasonable period of time.

Our audits did not extend to the certified investment information, except for obtaining and reading the certifications, comparing the certified investment information with the related information presented and disclosed in the financial statements, and reading the disclosures relating to the certified investment information to assess whether they are in accordance with the presentation and disclosure requirements of accounting principles generally accepted in the United States of America.

Accordingly, the objective of an ERISA Section 103(a)(3)(C) audit is not to express an opinion about whether the financial statements as a whole are presented fairly, in all material respects, in accordance with accounting principles generally accepted in the United States of America.

We are required to communicate with those charged with governance regarding, among other matters, the planned scope and timing of the audit, significant audit findings, and certain internal control-related matters that we identified during the audit.


### ***Other Matter - Supplemental Schedules Required by ERISA***

The supplemental schedules of Schedule H, Line 4i – Schedule of Assets (Held at End of Year) and Schedule H, Line 4j – Schedule of Reportable Transactions as of and for the year ended December 31, 2024 are presented for purposes of additional analysis and are not a required part of the financial statements but are supplementary information required by the Department of Labor's Rules and Regulations for Reporting and Disclosure under ERISA. Such information is the responsibility of management and was derived from and relates directly to the underlying accounting and other records used to prepare the financial statements. The information included in the supplemental schedules, other than that agreed to or derived from the certified investment information, has been subjected to auditing procedures applied in the audits of the financial statements and certain additional procedures, including comparing and reconciling such information directly to the underlying accounting and other records used to prepare the financial statements or to the financial statements themselves, and other additional procedures in accordance with GAAS. For information included in the supplemental schedules that agreed to or is derived from the certified investment information, we compared such information to the related certified investment information.

In forming our opinion on the supplemental schedules, we evaluated whether the supplemental schedules, other than the information agreed to or derived from the certified investment information, including their form and content, are presented in conformity with the Department of Labor's Rules and Regulations for Reporting and Disclosure under ERISA.

In our opinion

- the form and content of the supplemental schedules, other than the information in the supplemental schedules that agreed to or is derived from the certified investment information, are presented, in all material respects, in conformity with the Department of Labor's Rules and Regulations for Reporting and Disclosure under ERISA.
- the information in the supplemental schedule related to assets held by and certified to by a qualified institution agrees to, or is derived from, in all material respects, the information prepared and certified by an institution that management determined meets the requirements of ERISA Section 103(a)(3)(C).



Horsham, Pennsylvania  
September 18, 2025

## Mannington Resilient Hourly Pension Plan

### Statements of Net Assets in Liquidation Available for Benefits December 31, 2024 and 2023

---

	2024	2023
Assets:		
Investments, at fair value	\$ 175,414	\$ 28,158,029
Receivables:		
Employer contributions- liquidation	-	399,408
Accrued liquidation interest and dividends	1,446	5,826
Net assets in liquidation available for benefits	<u>\$ 176,860</u>	<u>\$ 28,563,263</u>

See accompanying notes to financial statements.

## Mannington Resilient Hourly Pension Plan

### Statements of Changes in Net Assets in Liquidation Available for Benefits Years Ended December 31, 2024 and 2023

	2024	2023
Additions to net assets in liquidation attributed to:		
Investment income:		
Net appreciation in fair value of investments	\$ 915,110	\$ 3,603,443
Interest	212,731	19,515
Dividends	-	89,720
Employer contributions- liquidation	3,650,000	399,408
Total additions	4,777,841	4,112,086
Deductions from net assets in liquidation attributed to:		
Benefits paid to participants	32,802,549	2,450,704
Administrative expenses	361,695	477,662
Total deductions	33,164,244	2,928,366
Net increase (decrease)	(28,386,403)	1,183,720
Net assets in liquidation available for benefits:		
Beginning of year	28,563,263	27,379,543
End of year	\$ 176,860	\$ 28,563,263

See accompanying notes to financial statements.

# Mannington Resilient Hourly Pension Plan

## Notes to Financial Statements

December 31, 2024 and 2023

---

### (1) Description of Plan

The following brief description of the Mannington Resilient Hourly Pension Plan (the Plan) is provided for general information purposes only. Participants should refer to the plan document for more complete information.

#### ***General***

The Plan is a noncontributory defined benefit plan that permits participation by hourly employees of the Mannington Resilient Division of Mannington Mills, Inc. (the Company) with one year of service, without a minimum age requirement. The Company contributes amounts as necessary on an actuarial basis to provide the Plan with assets sufficient to meet the benefits to be paid to participants. The Plan is subject to the provisions of the Employee Retirement Income Security Act of 1974 (ERISA), as amended. The Plan is administered by the Company's Retirement Funds Investment Committee (the Committee). The Committee has overall responsibility for the operation and administration of the Plan. The Committee determines the appropriateness of the Plan's investment offerings, monitors investment performance, and reports to the Company's Board of Directors.

#### ***Plan Termination***

Effective September 8, 2023, the Board of Directors of the Company voted to terminate the Plan as of October 31, 2023 (the Plan Termination Date). As of December 31, 2023, the Plan assets have not been distributed to the participants. The Plan intends to make distributions to participants as soon as administratively feasible. As of October 1, 2024 the Plan had received determination about the Plan's qualification status at termination and the plan assets have been distributed to the participants.

#### ***Funding Policy***

The Company's funding policy is for the Company to contribute an amount that will meet or exceed the annual ERISA minimum funding requirement. No employee contributions are permitted. Contributions from the Company are accrued based upon amounts recommended by the actuary to be sufficient to fund the benefits provided by the Plan. The Company's contributions met the minimum funding requirements of ERISA for the years ended December 31, 2024 and 2023.

#### ***Benefit Payments***

All active associates are categorized into four groups: legacy, transition, new hires, and others, with specific benefits provided to each group based upon their age and length of service as of December 31, 2006. Effective January 1, 2007, no participant shall accrue benefits under the Plan after December 31, 2006, unless participants are members of the legacy group or certain members of the transition group. The benefits for all transition group members whose benefits were not frozen as of December 31, 2006 were frozen as of December 31, 2011. For the legacy group, there is no change in the retirement benefits offered by the Company due to their age, length of service, or close proximity to retirement.

# Mannington Resilient Hourly Pension Plan

## Notes to Financial Statements

December 31, 2024 and 2023

---

### (1) Description of Plan, Continued

#### *Benefit Payments, Continued*

The net assets of the Plan will be allocated as prescribed by the terms and the provisions of the Plan in accordance with ERISA and its regulations. Prior to the aforementioned amendment, participants were entitled to monthly pension benefits at retirement age 65 equal to the product of (1) the number of years of credited service, and (2) a benefit amount ranging from \$7 to \$29 monthly, depending on the termination date of the employee.

Except as noted above, a participant who has completed 10 years of service and becomes totally and permanently disabled, as defined in the plan document, shall be entitled to receive a monthly disability benefit equal to his or her accrued benefit.

The yield (interest, dividends, and net appreciation) on investments of the Plan serves to reduce future contributions to the Plan that would otherwise be required to provide for the defined level of benefits under the Plan.

Upon the Plan Termination Date, participants were provided the option to elect either a lump sum distribution or have their balance rolled into an IRA account in their name. During 2024, lump sum distributions associated with the plan termination approximated \$32,802,549. As of October 1 2024, the Plan had a few remaining net assets in liquidation that will be distributed in 2025.

### (2) Summary of Significant Accounting Policies

#### *Basis of Accounting*

The accompanying financial statements are prepared on the liquidation basis of accounting.

#### *Use of Estimates*

The preparation of financial statements in accordance with accounting principles generally accepted in the United States of America requires management to make estimates and assumptions that affect the reported amounts of assets, liabilities and changes therein, disclosure of contingent assets and liabilities, and the actuarial present value of the accumulated plan benefits at the date of the financial statements, and changes therein. Actual results could differ from those estimates.

#### *Investment Valuation and Income Recognition*

Investments are reported at fair value. Fair value is the price that would be received to sell an asset or paid to transfer a liability in an orderly transaction between market participants at the measurement date. The Committee determines the Plan's valuation policies utilizing information provided by its investment advisors and plan trustee. See Note 5 for a discussion of the fair value measurements.

# Mannington Resilient Hourly Pension Plan

## Notes to Financial Statements

December 31, 2024 and 2023

---

### (2) Summary of Significant Accounting Policies, Continued

Purchases and sales of securities are recorded on a trade-date basis. Interest income is recorded on the accrual basis. Dividends are recorded on the ex-dividend date. Net appreciation includes the Plan's gains and losses on investments bought and sold as well as held during the year.

#### *Payment of Benefits*

Benefit payments to participants are recorded upon distribution.

#### *Expenses*

Administrative expenses paid by the Plan amounted to \$361,695 and \$477,662 for the years ended December 31, 2024 and 2023, respectively, which include fees paid to service providers as well as the Pension Benefit Guaranty Corporation (PBGC) expenses and are recorded as deductions in the accompanying statements of changes in net assets in liquidation available for benefits. In addition, certain investment related expenses are included in net appreciation in fair value of investments presented in the accompanying statements of changes in net assets in liquidation available for benefits.

#### *Subsequent Events*

The Plan has evaluated subsequent events through September 18, 2025, the date the financial statements were available to be issued.

### (3) Actuarial Present Value of Accumulated Plan Benefits

Accumulated plan benefits were those future periodic payments, including lump-sum distributions which were attributable under the Plan's provisions to the service employees had rendered. Accumulated plan benefits included benefits that had expected to be paid to (a) retired or terminated employees or their beneficiaries, (b) beneficiaries of employees who have died, and (c) present employees or their beneficiaries. Benefits under the Plan were based on a percentage of employees' final average annual compensation multiplied by the years of credited service. Benefits payable under all circumstances (retirement, death, disability, and termination of employment) were included, to the extent they were deemed attributable to employee service rendered to the valuation date.

The actuarial present value of accumulated plan benefits was determined by an independent actuary and was the amount that results from applying actuarial assumptions to adjust the accumulated plan benefits to reflect the time value of money (through discounts for interest) and the probability of payment (by means of decrements such as for death, disability, withdrawal or retirement) between the valuation date and the expected date of payment.

## Mannington Resilient Hourly Pension Plan

### Notes to Financial Statements

December 31, 2024 and 2023

---

#### (3) Actuarial Present Value of Accumulated Plan Benefits, Continued

As of January 1, 2023, the actuarial present value of accumulated benefits was \$28,220,352, which represents the final computation performed as a result of the plan termination. Had the valuation been performed as of December 31, 2023, the distributions and administrative expenses that occurred during the period January 1, 2024 through October 1, 2024 would be reflected, actual market gains/losses would be reflected, and different actuarial assumptions would have been used.

#### (4) Investments Certified by the Trustee

Certain information related to investments at December 31, 2024 and 2023 disclosed in the accompanying financial statements and ERISA-required supplemental schedules, and net appreciation in fair value of investments, interest and dividends for the years ended December 31, 2024 and 2023, was obtained by management and agreed to or derived from information certified as complete and accurate by The Bank of New York Mellon/BNY Mellon (BNY), the trustee of the Plan.

#### (5) Fair Value Measurements

Financial Accounting Standards Board (FASB) *Accounting Standards Codification (ASC) 820, Fair Value Measurements and Disclosures*, provides the framework for measuring fair value. That framework provides a fair value hierarchy that prioritizes the inputs to valuation techniques used to measure fair value. The hierarchy gives the highest priority to unadjusted quoted prices in active markets for identical assets or liabilities (level 1 measurements) and the lowest priority to unobservable inputs (level 3 measurements). The three levels of the fair value hierarchy under FASB ASC 820 are described as follows:

Level 1: Inputs to the valuation methodology are unadjusted quoted prices for identical assets or liabilities in active markets that the Plan has the ability to access.

Level 2: Inputs to the valuation methodology include

- quoted prices for similar assets or liabilities in active markets;
- quoted prices for identical or similar assets or liabilities in inactive markets;
- inputs other than quoted prices that are observable for the asset or liability; and
- inputs that are derived principally from or corroborated by observable market data by correlation or other means.

If the asset or liability has a specified (contractual) term, the level 2 input must be observable for substantially the full term of the asset or liability.

# Mannington Resilient Hourly Pension Plan

## Notes to Financial Statements

December 31, 2024 and 2023

---

### (5) Fair Value Measurements, Continued

Level 3: Inputs to the valuation methodology are unobservable and significant to the fair value measurement.

The asset or liability's fair value measurement level within the fair value hierarchy is based on the lowest level of any input that is significant to the fair value measurement. Valuation techniques used need to maximize the use of observable inputs and minimize the use of unobservable inputs.

Following is a description of the valuation methodologies used for assets measured at fair value. There have been no changes in the methodologies used at December 31, 2024 and 2023.

*Registered investment companies:* Valued at the daily closing price as reported by the fund. Registered investment companies held by the Plan are open end funds that are registered with the Securities and Exchange Commission. These funds are required to publish their daily net asset value (NAV) and to transact at that price. The funds held by the Plan are deemed to be actively traded.

*Common collective trusts:* Valued at the NAV of units held. The NAV is used as a practical expedient to estimate fair value. The NAV is based on the fair value of the underlying investments held by the fund less its liabilities. This practical expedient is not used when it is determined to be probable that the fund will sell the investment for an amount different than the reported NAV.

The following table sets forth by level, within the fair value hierarchy, the Plan's assets at fair value as of December 31:

	Assets at Fair Value as of December 31, 2024			
	Level 1	Level 2	Level 3	Total
Registered investment companies	\$ -	\$ -	\$ -	\$ -
Investments measured at NAV as a practical expedient				175,414
Investments, at fair value				\$ 175,414
	Assets at Fair Value as of December 31, 2023			
	Level 1	Level 2	Level 3	Total
Registered investment companies	\$ -	\$ -	\$ -	\$ -
Investments measured at NAV as a practical expedient				28,158,029
Investments, at fair value				\$ 28,158,029

Certain investments that are measured at NAV per share (or its equivalent) as a practical expedient have not been classified in the fair value hierarchy. The fair value amounts presented in this table are intended to permit reconciliation of the fair value hierarchy to the line item presented in the statements of net assets in liquidation available for benefits.

## Mannington Resilient Hourly Pension Plan

### Notes to Financial Statements

December 31, 2024 and 2023

---

#### (5) Fair Value Measurements, Continued

There were no significant transfers among investment levels during the years ended December 31, 2024 and 2023.

The following table summarizes investments measured at fair value based on the NAV per share as a practical expedient as of December 31:

Investment	2024	2023	Unfunded Commitments	Redemption Frequency	Redemption Notice Period
Common collective trusts	\$ 175,414	\$ 28,158,029	Not applicable	Daily	Daily

#### (6) Tax Status

The Plan obtained its latest determination letter on January 31, 2025 (2025 Determination Letter) in which the Internal Revenue Service (IRS) stated that the termination of the plan did not affect its qualification for federal tax purposes under the requirements of the Internal Revenue Code (IRC). Prior to the 2025 Determination Letter, the Plan operated under a determination letter dated July 11, 2017, that the Plan and related trust are designed in accordance with the applicable sections of the Internal Revenue Code (IRC). The plan administrator believes that the Plan is designed and is currently being operated in compliance with the applicable requirements of the IRC.

Accounting principles generally accepted in the United States of America require plan management to evaluate tax positions taken by the Plan and recognize a tax liability if the Plan has taken an uncertain position that more likely than not would not be sustained upon examination by the IRS. The Plan is subject to routine audits by taxing jurisdictions; however, there are currently no audits for any tax periods in progress.

#### (7) Related Party Transactions and Party-In-Interest Transactions

Certain plan investments represent common collective trusts managed by The Bank of New York Mellon/BNY Mellon (BNY). BNY is the trustee of the Plan and, therefore, these transactions qualify as party-in-interest transactions, which are exempt from the prohibited transaction rules of ERISA.

## SUPPLEMENTAL SCHEDULES

## Mannington Resilient Hourly Pension Plan

EIN: 21-0506420

Plan: 002

## Supplemental Schedule

Schedule H, Line 4i - Schedule of Assets (Held at End of Year)

December 31, 2024

(a)	(b)	(c)	(d)	(e)
Identity of Issue, Borrower, Lessor, or Similar Party	Description of Investments Including Maturity Date, Rate of Interest, Par, or Maturity Value	Cost	Current Value	
Common collective trusts:				
*	BNY Mellon	EB Temporary Investment Fund	\$ 175,414	\$ 175,414
			<u>\$ 175,414</u>	<u>\$ 175,414</u>

\* Party-in-interest

## Mannington Resilient Hourly Pension Plan

EIN: 21-0506420

Plan Number: 002

## Supplemental Schedule

Schedule H, Line 4j - Schedule of Reportable Transactions

Year Ended December 31, 2024

(a) Identity of Party Involved	(b) Description of Asset	(c) Purchase Price	(d) Selling Price	(g) Cost of Asset	(h) Current Value on Transaction Date	(i) Net Gain (Loss)
BNY	EB Temporary Investment Fund	(S) \$ -	\$ 3,777,120	\$ 3,777,120	\$ 3,777,120	\$ -
BNY	EB Temporary Investment Fund	(S) \$ 15,945,471	\$ -	\$ 15,945,471	\$ 15,945,471	\$ -
BNY	EB Temporary Investment Fund	(S) \$ 6,607,848	\$ -	\$ 6,607,848	\$ 6,607,848	\$ -
BNY	EB Temporary Investment Fund	(S) \$ 3,590,303	\$ -	\$ 3,590,303	\$ 3,590,303	\$ -
BNY	EB Temporary Investment Fund	(S) \$ -	\$ 26,689,304	\$ 26,689,304	\$ 26,689,304	\$ -
BNY	EB Temporary Investment Fund	(A) \$ 29,462,269	\$ -	\$ 29,462,269	\$ 29,462,269	\$ -
BNY	EB Temporary Investment Fund	(A) \$ -	\$ 33,055,836	\$ 33,055,836	\$ 33,055,836	\$ -
BNY	BNYM Mellon DB SL International Government Bond Index Fund	(S) \$ -	\$ 4,716,904	\$ 4,397,624		\$ (4,397,624)
BNY	BNYM Mellon DB SL International Government Bond Index Fund	(A) \$ -	\$ 5,381,904	\$ 5,045,956	\$ 5,381,904	\$ 335,949
BNY	BNYM Mellon DB SL International Credit Bond Index Fund	(S) \$ -	\$ 3,357,055	\$ 3,016,210	\$ 3,357,055	\$ 340,845
BNY	BNYM Mellon DB SL International Credit Bond Index Fund	(A) \$ -	\$ 3,932,055	\$ 3,562,419	\$ 3,932,055	\$ 369,636
BNY	BNYM Mellon DB SL Long Term Government Bond Index Fund	(S) \$ -	\$ 4,242,098	\$ 3,813,586	\$ 4,242,098	\$ 428,512
BNY	BNYM Mellon DB SL Long Term Government Bond Index Fund	(A) \$ -	\$ 4,672,098	\$ 4,216,960	\$ 4,672,098	\$ 455,138
BNY	BNYM Mellon DB SL Long Term Credit Bond Index Fund	(S) \$ -	\$ 3,629,413	\$ 3,115,550	\$ 3,629,413	\$ 513,864
BNY	BNYM Mellon DB SL Long Term Credit Bond Index Fund	(A) \$ -	\$ 3,964,413	\$ 3,418,926	\$ 3,964,413	\$ 545,487
BNY	BNY Mellon Long Duration Fund	(S) \$ -	\$ 6,573,687	\$ 5,619,153	\$ 6,573,687	\$ 954,534
BNY	BNY Mellon Long Duration Fund	(A) \$ -	\$ 7,453,687	\$ 6,414,873	\$ 7,453,687	\$ 1,038,814

(S) Represents a single transaction that exceeds 5% of net assets available for benefits at the beginning of the plan year.

(A) Represents aggregate transactions that exceed 5% of net assets available for benefits at the beginning of the plan year.

# Mannington Resilient Hourly Pension Plan

Financial Statements

December 31, 2024 and 2023

**Mannington Resilient Hourly Pension Plan**  
**December 31, 2024 and 2023**

**Contents**

---

---

INDEPENDENT AUDITORS' REPORT

---

FINANCIAL STATEMENTS

Statements of Net Assets in Liquidation Available for Benefits	1
Statements of Changes in Net Assets in Liquidation Available for Benefits	2
Notes to Financial Statements	3-8

SUPPLEMENTAL SCHEDULES

Schedule I – Schedule H, Line 4i – Schedule of Assets (Held at End of Year)	9
Schedule II – Schedule H, Line 4j – Schedule of Reportable Transactions	10

---

## Independent Auditors' Report

The Retirement Funds Investment Committee  
Mannington Resilient Hourly Pension Plan  
Salem, New Jersey

### *Scope and Nature of the ERISA Section 103(a)(3)(C) Audit*

We have performed audits of the financial statements of Mannington Resilient Hourly Pension Plan (the Plan), an employee benefit plan subject to the Employee Retirement Income Security Act of 1974 (ERISA), as permitted by ERISA Section 103(a)(3)(C) (ERISA Section 103(a)(3)(C) audit). The financial statements comprise the statements of net assets in liquidation available for benefits as of December 31, 2024 and 2023, and the related statements of changes in net assets in liquidation available for benefits for the years then ended, and the related notes to the financial statements.

Management, having determined it is permissible in the circumstances, has elected to have the audits of the financial statements performed in accordance with ERISA Section 103(a)(3)(C) pursuant to 29 CFR 2520.103-8 of the Department of Labor's Rules and Regulations for Reporting and Disclosure under ERISA. As permitted by ERISA Section 103(a)(3)(C), our audits need not extend to any statements or information related to assets held for investment of the plan (investment information) by a bank or similar institution or insurance carrier that is regulated, supervised, and subject to periodic examination by a state or federal agency, provided that the statements or information regarding assets so held are prepared and certified to by the bank or similar institution or insurance carrier in accordance with 29 CFR 2520.103-5 of the Department of Labor's Rules and Regulations for Reporting and Disclosure under ERISA (qualified institution).

Management has obtained a certification from a qualified institution as of and for the years ended December 31, 2024 and 2023, stating that the certified investment information, as described in Note 4 to the financial statements, is complete and accurate.

### *Opinion*

In our opinion, based on our audits and on the procedures performed as described in the Auditors' Responsibilities for the Audit of the Financial Statements section

- the amounts and disclosures in the accompanying financial statements, other than those agreed to or derived from the certified investment information, are presented fairly, in all material respects, in accordance with accounting principles generally accepted in the United States of America.

- the information in the accompanying financial statements related to assets held by and certified to by a qualified institution agrees to, or is derived from, in all material respects, the information prepared and certified by an institution that management determined meet the requirements of ERISA Section 103(a)(3)(C).

### ***Basis for Opinion***

We conducted our audits in accordance with auditing standards generally accepted in the United States of America (GAAS). Our responsibilities under those standards are further described in the Auditors' Responsibilities for the Audit of the Financial Statements section of our report. We are required to be independent of the Plan and to meet our other ethical responsibilities, in accordance with the relevant ethical requirements relating to our audits. We believe that the audit evidence we have obtained is sufficient and appropriate to provide a basis for our ERISA Section 103(a)(3)(C) audit opinion.

### ***Emphasis of Matter***

As discussed in Note 1 to the accompanying financial statements, the plan sponsor terminated the Plan effective October 31, 2023.

### ***Responsibilities of Management for the Financial Statements***

Management is responsible for the preparation and fair presentation of the financial statements in accordance with accounting principles generally accepted in the United States of America, and for the design, implementation, and maintenance of internal control relevant to the preparation and fair presentation of financial statements that are free from material misstatement, whether due to fraud or error. Management's election of the ERISA Section 103(a)(3)(C) audit does not affect management's responsibility for the financial statements.

In preparing the financial statements, management is required to evaluate whether there are conditions or events, considered in the aggregate, that raise substantial doubt about the Plan's ability to continue as a going concern for one year after the date that the financial statements are issued.

Management is also responsible for maintaining a current plan instrument, including all plan amendments, administering the plan, and determining that the plan's transactions that are presented and disclosed in the financial statements are in conformity with the plan's provisions, including maintaining sufficient records with respect to each of the participants, to determine the benefits due or which may become due to such participants.

## ***Auditors' Responsibilities for the Audit of the Financial Statements***

Except as described in the Scope and Nature of the ERISA Section 103(a)(3)(C) Audit section of our report, our objectives are to obtain reasonable assurance about whether the financial statements as a whole are free from material misstatement, whether due to fraud or error, and to issue an auditors' report that includes our opinion. Reasonable assurance is a high level of assurance but is not absolute assurance and therefore is not a guarantee that an audit conducted in accordance with GAAS will always detect a material misstatement when it exists. The risk of not detecting a material misstatement resulting from fraud is higher than for one resulting from error, as fraud may involve collusion, forgery, intentional omissions, misrepresentations, or the override of internal control. Misstatements are considered material if, there is a substantial likelihood that, individually or in the aggregate, they would influence the judgment made by a reasonable user based on the financial statements.

In performing an audit in accordance with GAAS, we:

- Exercise professional judgment and maintain professional skepticism throughout the audit.
- Identify and assess the risks of material misstatement of the financial statements, whether due to fraud or error, and design and perform audit procedures responsive to those risks. Such procedures include examining, on a test basis, evidence regarding the amounts and disclosures in the financial statements.
- Obtain an understanding of internal control relevant to the audit in order to design audit procedures that are appropriate in the circumstances, but not for the purpose of expressing an opinion on the effectiveness of the Plan's internal control. Accordingly, no such opinion is expressed.
- Evaluate the appropriateness of accounting policies used and the reasonableness of significant accounting estimates made by management, as well as evaluate the overall presentation of the financial statements.
- Conclude whether, in our judgment, there are conditions or events, considered in the aggregate, that raise substantial doubt about the Plan's ability to continue as a going concern for a reasonable period of time.

Our audits did not extend to the certified investment information, except for obtaining and reading the certifications, comparing the certified investment information with the related information presented and disclosed in the financial statements, and reading the disclosures relating to the certified investment information to assess whether they are in accordance with the presentation and disclosure requirements of accounting principles generally accepted in the United States of America.

Accordingly, the objective of an ERISA Section 103(a)(3)(C) audit is not to express an opinion about whether the financial statements as a whole are presented fairly, in all material respects, in accordance with accounting principles generally accepted in the United States of America.

We are required to communicate with those charged with governance regarding, among other matters, the planned scope and timing of the audit, significant audit findings, and certain internal control-related matters that we identified during the audit.


### ***Other Matter - Supplemental Schedules Required by ERISA***

The supplemental schedules of Schedule H, Line 4i – Schedule of Assets (Held at End of Year) and Schedule H, Line 4j – Schedule of Reportable Transactions as of and for the year ended December 31, 2024 are presented for purposes of additional analysis and are not a required part of the financial statements but are supplementary information required by the Department of Labor's Rules and Regulations for Reporting and Disclosure under ERISA. Such information is the responsibility of management and was derived from and relates directly to the underlying accounting and other records used to prepare the financial statements. The information included in the supplemental schedules, other than that agreed to or derived from the certified investment information, has been subjected to auditing procedures applied in the audits of the financial statements and certain additional procedures, including comparing and reconciling such information directly to the underlying accounting and other records used to prepare the financial statements or to the financial statements themselves, and other additional procedures in accordance with GAAS. For information included in the supplemental schedules that agreed to or is derived from the certified investment information, we compared such information to the related certified investment information.

In forming our opinion on the supplemental schedules, we evaluated whether the supplemental schedules, other than the information agreed to or derived from the certified investment information, including their form and content, are presented in conformity with the Department of Labor's Rules and Regulations for Reporting and Disclosure under ERISA.

In our opinion

- the form and content of the supplemental schedules, other than the information in the supplemental schedules that agreed to or is derived from the certified investment information, are presented, in all material respects, in conformity with the Department of Labor's Rules and Regulations for Reporting and Disclosure under ERISA.
- the information in the supplemental schedule related to assets held by and certified to by a qualified institution agrees to, or is derived from, in all material respects, the information prepared and certified by an institution that management determined meets the requirements of ERISA Section 103(a)(3)(C).



Horsham, Pennsylvania  
September 18, 2025

## Mannington Resilient Hourly Pension Plan

### Statements of Net Assets in Liquidation Available for Benefits December 31, 2024 and 2023

---

	2024	2023
Assets:		
Investments, at fair value	\$ 175,414	\$ 28,158,029
Receivables:		
Employer contributions- liquidation	-	399,408
Accrued liquidation interest and dividends	1,446	5,826
Net assets in liquidation available for benefits	<u>\$ 176,860</u>	<u>\$ 28,563,263</u>

See accompanying notes to financial statements.

## Mannington Resilient Hourly Pension Plan

### Statements of Changes in Net Assets in Liquidation Available for Benefits Years Ended December 31, 2024 and 2023

	2024	2023
Additions to net assets in liquidation attributed to:		
Investment income:		
Net appreciation in fair value of investments	\$ 915,110	\$ 3,603,443
Interest	212,731	19,515
Dividends	-	89,720
Employer contributions- liquidation	3,650,000	399,408
Total additions	4,777,841	4,112,086
Deductions from net assets in liquidation attributed to:		
Benefits paid to participants	32,802,549	2,450,704
Administrative expenses	361,695	477,662
Total deductions	33,164,244	2,928,366
Net increase (decrease)	(28,386,403)	1,183,720
Net assets in liquidation available for benefits:		
Beginning of year	28,563,263	27,379,543
End of year	\$ 176,860	\$ 28,563,263

See accompanying notes to financial statements.

# Mannington Resilient Hourly Pension Plan

## Notes to Financial Statements

December 31, 2024 and 2023

---

### (1) Description of Plan

The following brief description of the Mannington Resilient Hourly Pension Plan (the Plan) is provided for general information purposes only. Participants should refer to the plan document for more complete information.

#### ***General***

The Plan is a noncontributory defined benefit plan that permits participation by hourly employees of the Mannington Resilient Division of Mannington Mills, Inc. (the Company) with one year of service, without a minimum age requirement. The Company contributes amounts as necessary on an actuarial basis to provide the Plan with assets sufficient to meet the benefits to be paid to participants. The Plan is subject to the provisions of the Employee Retirement Income Security Act of 1974 (ERISA), as amended. The Plan is administered by the Company's Retirement Funds Investment Committee (the Committee). The Committee has overall responsibility for the operation and administration of the Plan. The Committee determines the appropriateness of the Plan's investment offerings, monitors investment performance, and reports to the Company's Board of Directors.

#### ***Plan Termination***

Effective September 8, 2023, the Board of Directors of the Company voted to terminate the Plan as of October 31, 2023 (the Plan Termination Date). As of December 31, 2023, the Plan assets have not been distributed to the participants. The Plan intends to make distributions to participants as soon as administratively feasible. As of October 1, 2024 the Plan had received determination about the Plan's qualification status at termination and the plan assets have been distributed to the participants.

#### ***Funding Policy***

The Company's funding policy is for the Company to contribute an amount that will meet or exceed the annual ERISA minimum funding requirement. No employee contributions are permitted. Contributions from the Company are accrued based upon amounts recommended by the actuary to be sufficient to fund the benefits provided by the Plan. The Company's contributions met the minimum funding requirements of ERISA for the years ended December 31, 2024 and 2023.

#### ***Benefit Payments***

All active associates are categorized into four groups: legacy, transition, new hires, and others, with specific benefits provided to each group based upon their age and length of service as of December 31, 2006. Effective January 1, 2007, no participant shall accrue benefits under the Plan after December 31, 2006, unless participants are members of the legacy group or certain members of the transition group. The benefits for all transition group members whose benefits were not frozen as of December 31, 2006 were frozen as of December 31, 2011. For the legacy group, there is no change in the retirement benefits offered by the Company due to their age, length of service, or close proximity to retirement.

# Mannington Resilient Hourly Pension Plan

## Notes to Financial Statements

December 31, 2024 and 2023

---

### (1) Description of Plan, Continued

#### *Benefit Payments, Continued*

The net assets of the Plan will be allocated as prescribed by the terms and the provisions of the Plan in accordance with ERISA and its regulations. Prior to the aforementioned amendment, participants were entitled to monthly pension benefits at retirement age 65 equal to the product of (1) the number of years of credited service, and (2) a benefit amount ranging from \$7 to \$29 monthly, depending on the termination date of the employee.

Except as noted above, a participant who has completed 10 years of service and becomes totally and permanently disabled, as defined in the plan document, shall be entitled to receive a monthly disability benefit equal to his or her accrued benefit.

The yield (interest, dividends, and net appreciation) on investments of the Plan serves to reduce future contributions to the Plan that would otherwise be required to provide for the defined level of benefits under the Plan.

Upon the Plan Termination Date, participants were provided the option to elect either a lump sum distribution or have their balance rolled into an IRA account in their name. During 2024, lump sum distributions associated with the plan termination approximated \$32,802,549. As of October 1 2024, the Plan had a few remaining net assets in liquidation that will be distributed in 2025.

### (2) Summary of Significant Accounting Policies

#### *Basis of Accounting*

The accompanying financial statements are prepared on the liquidation basis of accounting.

#### *Use of Estimates*

The preparation of financial statements in accordance with accounting principles generally accepted in the United States of America requires management to make estimates and assumptions that affect the reported amounts of assets, liabilities and changes therein, disclosure of contingent assets and liabilities, and the actuarial present value of the accumulated plan benefits at the date of the financial statements, and changes therein. Actual results could differ from those estimates.

#### *Investment Valuation and Income Recognition*

Investments are reported at fair value. Fair value is the price that would be received to sell an asset or paid to transfer a liability in an orderly transaction between market participants at the measurement date. The Committee determines the Plan's valuation policies utilizing information provided by its investment advisors and plan trustee. See Note 5 for a discussion of the fair value measurements.

# Mannington Resilient Hourly Pension Plan

## Notes to Financial Statements

December 31, 2024 and 2023

---

### (2) Summary of Significant Accounting Policies, Continued

Purchases and sales of securities are recorded on a trade-date basis. Interest income is recorded on the accrual basis. Dividends are recorded on the ex-dividend date. Net appreciation includes the Plan's gains and losses on investments bought and sold as well as held during the year.

#### *Payment of Benefits*

Benefit payments to participants are recorded upon distribution.

#### *Expenses*

Administrative expenses paid by the Plan amounted to \$361,695 and \$477,662 for the years ended December 31, 2024 and 2023, respectively, which include fees paid to service providers as well as the Pension Benefit Guaranty Corporation (PBGC) expenses and are recorded as deductions in the accompanying statements of changes in net assets in liquidation available for benefits. In addition, certain investment related expenses are included in net appreciation in fair value of investments presented in the accompanying statements of changes in net assets in liquidation available for benefits.

#### *Subsequent Events*

The Plan has evaluated subsequent events through September 18, 2025, the date the financial statements were available to be issued.

### (3) Actuarial Present Value of Accumulated Plan Benefits

Accumulated plan benefits were those future periodic payments, including lump-sum distributions which were attributable under the Plan's provisions to the service employees had rendered. Accumulated plan benefits included benefits that had expected to be paid to (a) retired or terminated employees or their beneficiaries, (b) beneficiaries of employees who have died, and (c) present employees or their beneficiaries. Benefits under the Plan were based on a percentage of employees' final average annual compensation multiplied by the years of credited service. Benefits payable under all circumstances (retirement, death, disability, and termination of employment) were included, to the extent they were deemed attributable to employee service rendered to the valuation date.

The actuarial present value of accumulated plan benefits was determined by an independent actuary and was the amount that results from applying actuarial assumptions to adjust the accumulated plan benefits to reflect the time value of money (through discounts for interest) and the probability of payment (by means of decrements such as for death, disability, withdrawal or retirement) between the valuation date and the expected date of payment.

## Mannington Resilient Hourly Pension Plan

### Notes to Financial Statements

December 31, 2024 and 2023

---

#### (3) Actuarial Present Value of Accumulated Plan Benefits, Continued

As of January 1, 2023, the actuarial present value of accumulated benefits was \$28,220,352, which represents the final computation performed as a result of the plan termination. Had the valuation been performed as of December 31, 2023, the distributions and administrative expenses that occurred during the period January 1, 2024 through October 1, 2024 would be reflected, actual market gains/losses would be reflected, and different actuarial assumptions would have been used.

#### (4) Investments Certified by the Trustee

Certain information related to investments at December 31, 2024 and 2023 disclosed in the accompanying financial statements and ERISA-required supplemental schedules, and net appreciation in fair value of investments, interest and dividends for the years ended December 31, 2024 and 2023, was obtained by management and agreed to or derived from information certified as complete and accurate by The Bank of New York Mellon/BNY Mellon (BNY), the trustee of the Plan.

#### (5) Fair Value Measurements

Financial Accounting Standards Board (FASB) *Accounting Standards Codification (ASC) 820, Fair Value Measurements and Disclosures*, provides the framework for measuring fair value. That framework provides a fair value hierarchy that prioritizes the inputs to valuation techniques used to measure fair value. The hierarchy gives the highest priority to unadjusted quoted prices in active markets for identical assets or liabilities (level 1 measurements) and the lowest priority to unobservable inputs (level 3 measurements). The three levels of the fair value hierarchy under FASB ASC 820 are described as follows:

Level 1: Inputs to the valuation methodology are unadjusted quoted prices for identical assets or liabilities in active markets that the Plan has the ability to access.

Level 2: Inputs to the valuation methodology include

- quoted prices for similar assets or liabilities in active markets;
- quoted prices for identical or similar assets or liabilities in inactive markets;
- inputs other than quoted prices that are observable for the asset or liability; and
- inputs that are derived principally from or corroborated by observable market data by correlation or other means.

If the asset or liability has a specified (contractual) term, the level 2 input must be observable for substantially the full term of the asset or liability.

# Mannington Resilient Hourly Pension Plan

## Notes to Financial Statements

December 31, 2024 and 2023

---

### (5) Fair Value Measurements, Continued

Level 3: Inputs to the valuation methodology are unobservable and significant to the fair value measurement.

The asset or liability's fair value measurement level within the fair value hierarchy is based on the lowest level of any input that is significant to the fair value measurement. Valuation techniques used need to maximize the use of observable inputs and minimize the use of unobservable inputs.

Following is a description of the valuation methodologies used for assets measured at fair value. There have been no changes in the methodologies used at December 31, 2024 and 2023.

*Registered investment companies:* Valued at the daily closing price as reported by the fund. Registered investment companies held by the Plan are open end funds that are registered with the Securities and Exchange Commission. These funds are required to publish their daily net asset value (NAV) and to transact at that price. The funds held by the Plan are deemed to be actively traded.

*Common collective trusts:* Valued at the NAV of units held. The NAV is used as a practical expedient to estimate fair value. The NAV is based on the fair value of the underlying investments held by the fund less its liabilities. This practical expedient is not used when it is determined to be probable that the fund will sell the investment for an amount different than the reported NAV.

The following table sets forth by level, within the fair value hierarchy, the Plan's assets at fair value as of December 31:

	Assets at Fair Value as of December 31, 2024			
	Level 1	Level 2	Level 3	Total
Registered investment companies	\$ -	\$ -	\$ -	\$ -
Investments measured at NAV as a practical expedient				175,414
Investments, at fair value				\$ 175,414
Assets at Fair Value as of December 31, 2023				
	Level 1	Level 2	Level 3	Total
Registered investment companies	\$ -	\$ -	\$ -	\$ -
Investments measured at NAV as a practical expedient				28,158,029
Investments, at fair value				\$ 28,158,029

Certain investments that are measured at NAV per share (or its equivalent) as a practical expedient have not been classified in the fair value hierarchy. The fair value amounts presented in this table are intended to permit reconciliation of the fair value hierarchy to the line item presented in the statements of net assets in liquidation available for benefits.

## Mannington Resilient Hourly Pension Plan

### Notes to Financial Statements

December 31, 2024 and 2023

---

#### (5) Fair Value Measurements, Continued

There were no significant transfers among investment levels during the years ended December 31, 2024 and 2023.

The following table summarizes investments measured at fair value based on the NAV per share as a practical expedient as of December 31:

Investment	2024	2023	Unfunded Commitments	Redemption Frequency	Redemption Notice Period
Common collective trusts	\$ 175,414	\$ 28,158,029	Not applicable	Daily	Daily

#### (6) Tax Status

The Plan obtained its latest determination letter on January 31, 2025 (2025 Determination Letter) in which the Internal Revenue Service (IRS) stated that the termination of the plan did not affect its qualification for federal tax purposes under the requirements of the Internal Revenue Code (IRC). Prior to the 2025 Determination Letter, the Plan operated under a determination letter dated July 11, 2017, that the Plan and related trust are designed in accordance with the applicable sections of the Internal Revenue Code (IRC). The plan administrator believes that the Plan is designed and is currently being operated in compliance with the applicable requirements of the IRC.

Accounting principles generally accepted in the United States of America require plan management to evaluate tax positions taken by the Plan and recognize a tax liability if the Plan has taken an uncertain position that more likely than not would not be sustained upon examination by the IRS. The Plan is subject to routine audits by taxing jurisdictions; however, there are currently no audits for any tax periods in progress.

#### (7) Related Party Transactions and Party-In-Interest Transactions

Certain plan investments represent common collective trusts managed by The Bank of New York Mellon/BNY Mellon (BNY). BNY is the trustee of the Plan and, therefore, these transactions qualify as party-in-interest transactions, which are exempt from the prohibited transaction rules of ERISA.

## SUPPLEMENTAL SCHEDULES

## Mannington Resilient Hourly Pension Plan

EIN: 21-0506420

Plan: 002

## Supplemental Schedule

Schedule H, Line 4i - Schedule of Assets (Held at End of Year)

December 31, 2024

(a)	(b)	(c)	(d)	(e)
Identity of Issue, Borrower, Lessor, or Similar Party	Description of Investments Including Maturity Date, Rate of Interest, Par, or Maturity Value	Rate of Interest, Par, or Maturity Value	Cost	Current Value
Common collective trusts:				
*	BNY Mellon	EB Temporary Investment Fund	\$ 175,414	\$ 175,414
			<u>\$ 175,414</u>	<u>\$ 175,414</u>

\* Party-in-interest

## Mannington Resilient Hourly Pension Plan

EIN: 21-0506420

Plan Number: 002

## Supplemental Schedule

Schedule H, Line 4j - Schedule of Reportable Transactions

Year Ended December 31, 2024

(a) Identity of Party Involved	(b) Description of Asset	(c) Purchase Price	(d) Selling Price	(g) Cost of Asset	(h) Current Value on Transaction Date	(i) Net Gain (Loss)
BNY	EB Temporary Investment Fund	(S) \$ -	\$ 3,777,120	\$ 3,777,120	\$ 3,777,120	\$ -
BNY	EB Temporary Investment Fund	(S) \$ 15,945,471	\$ -	\$ 15,945,471	\$ 15,945,471	\$ -
BNY	EB Temporary Investment Fund	(S) \$ 6,607,848	\$ -	\$ 6,607,848	\$ 6,607,848	\$ -
BNY	EB Temporary Investment Fund	(S) \$ 3,590,303	\$ -	\$ 3,590,303	\$ 3,590,303	\$ -
BNY	EB Temporary Investment Fund	(S) \$ -	\$ 26,689,304	\$ 26,689,304	\$ 26,689,304	\$ -
BNY	EB Temporary Investment Fund	(A) \$ 29,462,269	\$ -	\$ 29,462,269	\$ 29,462,269	\$ -
BNY	EB Temporary Investment Fund	(A) \$ -	\$ 33,055,836	\$ 33,055,836	\$ 33,055,836	\$ -
BNY	BNYM Mellon DB SL International Government Bond Index Fund	(S) \$ -	\$ 4,716,904	\$ 4,397,624		\$ (4,397,624)
BNY	BNYM Mellon DB SL International Government Bond Index Fund	(A) \$ -	\$ 5,381,904	\$ 5,045,956	\$ 5,381,904	\$ 335,949
BNY	BNYM Mellon DB SL International Credit Bond Index Fund	(S) \$ -	\$ 3,357,055	\$ 3,016,210	\$ 3,357,055	\$ 340,845
BNY	BNYM Mellon DB SL International Credit Bond Index Fund	(A) \$ -	\$ 3,932,055	\$ 3,562,419	\$ 3,932,055	\$ 369,636
BNY	BNYM Mellon DB SL Long Term Government Bond Index Fund	(S) \$ -	\$ 4,242,098	\$ 3,813,586	\$ 4,242,098	\$ 428,512
BNY	BNYM Mellon DB SL Long Term Government Bond Index Fund	(A) \$ -	\$ 4,672,098	\$ 4,216,960	\$ 4,672,098	\$ 455,138
BNY	BNYM Mellon DB SL Long Term Credit Bond Index Fund	(S) \$ -	\$ 3,629,413	\$ 3,115,550	\$ 3,629,413	\$ 513,864
BNY	BNYM Mellon DB SL Long Term Credit Bond Index Fund	(A) \$ -	\$ 3,964,413	\$ 3,418,926	\$ 3,964,413	\$ 545,487
BNY	BNY Mellon Long Duration Fund	(S) \$ -	\$ 6,573,687	\$ 5,619,153	\$ 6,573,687	\$ 954,534
BNY	BNY Mellon Long Duration Fund	(A) \$ -	\$ 7,453,687	\$ 6,414,873	\$ 7,453,687	\$ 1,038,814

(S) Represents a single transaction that exceeds 5% of net assets available for benefits at the beginning of the plan year.

(A) Represents aggregate transactions that exceed 5% of net assets available for benefits at the beginning of the plan year.