

Form 5500

Annual Return/Report of Employee Benefit Plan

OMB Nos. 1210-0110 1210-0089

2024

This Form is Open to Public Inspection

Department of the Treasury Internal Revenue Service

Department of Labor Employee Benefits Security Administration

Pension Benefit Guaranty Corporation

This form is required to be filed for employee benefit plans under sections 104 and 4065 of the Employee Retirement Income Security Act of 1974 (ERISA) and sections 6057(b) and 6058(a) of the Internal Revenue Code (the Code).

Complete all entries in accordance with the instructions to the Form 5500.

Part I Annual Report Identification Information

For calendar plan year 2024 or fiscal plan year beginning 01/01/2024 and ending 12/31/2024

- A This return/report is for: [] a multiemployer plan [] a multiple-employer plan... [X] a single-employer plan [] a DFE... B This return/report is: [] the first return/report [] the final return/report... C If the plan is a collectively-bargained plan, check here... D Check box if filing under: [X] Form 5558 [] automatic extension... E If this is a retroactively adopted plan permitted by SECURE Act section 201, check here...

Part II Basic Plan Information—enter all requested information

1a Name of plan: SONTERRA MEDICAL MANAGEMENT GROUP PROFIT SHARING 401K PLAN
1b Three-digit plan number (PN): 001
1c Effective date of plan: 09/01/2001
2a Plan sponsor's name (employer, if for a single-employer plan): SONTERRA MEDICAL MANAGEMENT GROUP, INC.
2b Employer Identification Number (EIN): 74-3006020
2c Plan Sponsor's telephone number: 210-804-5402
2d Business code (see instructions): 621111

Caution: A penalty for the late or incomplete filing of this return/report will be assessed unless reasonable cause is established.

Under penalties of perjury and other penalties set forth in the instructions, I declare that I have examined this return/report, including accompanying schedules, statements and attachments, as well as the electronic version of this return/report, and to the best of my knowledge and belief, it is true, correct, and complete.

Table with 4 columns: SIGN HERE, Signature of plan administrator, Date, Enter name of individual signing as plan administrator. Includes rows for employer/plan sponsor and DFE.

For Paperwork Reduction Act Notice, see the Instructions for Form 5500.

Form 5500 (2024) v. 240311

3a Plan administrator's name and address <input checked="" type="checkbox"/> Same as Plan Sponsor	3b Administrator's EIN	
	3c Administrator's telephone number	
4 If the name and/or EIN of the plan sponsor or the plan name has changed since the last return/report filed for this plan, enter the plan sponsor's name, EIN, the plan name and the plan number from the last return/report: a Sponsor's name c Plan Name	4b EIN	
	4d PN	
5 Total number of participants at the beginning of the plan year	5	624
6 Number of participants as of the end of the plan year unless otherwise stated (welfare plans complete only lines 6a(1) , 6a(2) , 6b , 6c , and 6d). a(1) Total number of active participants at the beginning of the plan year a(2) Total number of active participants at the end of the plan year b Retired or separated participants receiving benefits..... c Other retired or separated participants entitled to future benefits d Subtotal. Add lines 6a(2) , 6b , and 6c e Deceased participants whose beneficiaries are receiving or are entitled to receive benefits. f Total. Add lines 6d and 6e g(1) Number of participants with account balances as of the beginning of the plan year (only defined contribution plans complete this item) g(2) Number of participants with account balances as of the end of the plan year (only defined contribution plans complete this item) h Number of participants who terminated employment during the plan year with accrued benefits that were less than 100% vested.....	6a(1)	472
	6a(2)	486
	6b	1
	6c	162
	6d	649
	6e	1
	6f	650
	6g(1)	618
6g(2)	646	
6h	113	
7 Enter the total number of employers obligated to contribute to the plan (only multiemployer plans complete this item)	7	

8a If the plan provides pension benefits, enter the applicable pension feature codes from the List of Plan Characteristics Codes in the instructions:
 2A 2E 2F 2G 2J 2K 2R 2S 2T 3B 3D 3H

b If the plan provides welfare benefits, enter the applicable welfare feature codes from the List of Plan Characteristics Codes in the instructions:

9a Plan funding arrangement (check all that apply)	9b Plan benefit arrangement (check all that apply)
(1) <input type="checkbox"/> Insurance	(1) <input type="checkbox"/> Insurance
(2) <input type="checkbox"/> Code section 412(e)(3) insurance contracts	(2) <input type="checkbox"/> Code section 412(e)(3) insurance contracts
(3) <input checked="" type="checkbox"/> Trust	(3) <input checked="" type="checkbox"/> Trust
(4) <input type="checkbox"/> General assets of the sponsor	(4) <input type="checkbox"/> General assets of the sponsor

10 Check all applicable boxes in 10a and 10b to indicate which schedules are attached, and, where indicated, enter the number attached. (See instructions)

a Pension Schedules

- (1) **R** (Retirement Plan Information)
- (2) **MB** (Multiemployer Defined Benefit Plan and Certain Money Purchase Plan Actuarial Information) - signed by the plan actuary
- (3) **SB** (Single-Employer Defined Benefit Plan Actuarial Information) - signed by the plan actuary
- (4) **DCG** (Individual Plan Information) – Number Attached _____
- (5) **MEP** (Multiple-Employer Retirement Plan Information)

b General Schedules

- (1) **H** (Financial Information)
- (2) **I** (Financial Information – Small Plan)
- (3) **A** (Insurance Information) – Number Attached 0
- (4) **C** (Service Provider Information)
- (5) **D** (DFE/Participating Plan Information)
- (6) **G** (Financial Transaction Schedules)

Part III Form M-1 Compliance Information (to be completed by welfare benefit plans)

11a If the plan provides welfare benefits, was the plan subject to the Form M-1 filing requirements during the plan year? (See instructions and 29 CFR 2520.101-2.) Yes No

If "Yes" is checked, complete lines 11b and 11c.

11b Is the plan currently in compliance with the Form M-1 filing requirements? (See instructions and 29 CFR 2520.101-2.) Yes No

11c Enter the Receipt Confirmation Code for the 2024 Form M-1 annual report. If the plan was not required to file the 2024 Form M-1 annual report, enter the Receipt Confirmation Code for the most recent Form M-1 that was required to be filed under the Form M-1 filing requirements. (Failure to enter a valid Receipt Confirmation Code will subject the Form 5500 filing to rejection as incomplete.)

Receipt Confirmation Code _____

SCHEDULE C (Form 5500) <small>Department of the Treasury Internal Revenue Service</small> <small>Department of Labor Employee Benefits Security Administration</small> <small>Pension Benefit Guaranty Corporation</small>	Service Provider Information This schedule is required to be filed under section 104 of the Employee Retirement Income Security Act of 1974 (ERISA). ▶ File as an attachment to Form 5500.	<small>OMB No. 1210-0110</small> 2024 This Form is Open to Public Inspection.
--	--	---

For calendar plan year 2024 or fiscal plan year beginning **01/01/2024** and ending **12/31/2024**

A Name of plan SONTERRA MEDICAL MANAGEMENT GROUP PROFIT SHARING 401K PLAN	B Three-digit plan number (PN) ▶	001
C Plan sponsor's name as shown on line 2a of Form 5500 SONTERRA MEDICAL MANAGEMENT GROUP, INC.	D Employer Identification Number (EIN) 74-3006020	

Part I Service Provider Information (see instructions)

You must complete this Part, in accordance with the instructions, to report the information required for **each person** who received, directly or indirectly, \$5,000 or more in total compensation (i.e., money or anything else of monetary value) in connection with services rendered to the plan or the person's position with the plan during the plan year. If a person received **only** eligible indirect compensation for which the plan received the required disclosures, you are required to answer line 1 but are not required to include that person when completing the remainder of this Part.

1 Information on Persons Receiving Only Eligible Indirect Compensation

a Check "Yes" or "No" to indicate whether you are excluding a person from the remainder of this Part because they received only eligible indirect compensation for which the plan received the required disclosures (see instructions for definitions and conditions)..... Yes No

b If you answered line 1a "Yes," enter the name and EIN or address of each person providing the required disclosures for the service providers who received only eligible indirect compensation. Complete as many entries as needed (see instructions).

(b) Enter name and EIN or address of person who provided you disclosures on eligible indirect compensation

J. DENNIS MANCIAS	PLANTO ROE FINANCIAL SERVICES 19230 STONEHUE SUITE 4200 SAN ANTONIO, TX 78258
--------------------------	--

(b) Enter name and EIN or address of person who provided you disclosures on eligible indirect compensation

TODD KADING	LEAFHOUSE FINANCIAL ADVISORS 6011 W. COURTYARD DR. BLD 5 STE 405 AUSTIN, TX 78730
--------------------	--

(b) Enter name and EIN or address of person who provided you disclosures on eligible indirect compensation

M & T BANK	
16-0538020	

(b) Enter name and EIN or address of person who provided you disclosures on eligible indirect compensation

(b) Enter name and EIN or address of person who provided you disclosures on eligible indirect compensation

(b) Enter name and EIN or address of person who provided you disclosures on eligible indirect compensation

(b) Enter name and EIN or address of person who provided you disclosures on eligible indirect compensation

(b) Enter name and EIN or address of person who provided you disclosures on eligible indirect compensation

(b) Enter name and EIN or address of person who provided you disclosures on eligible indirect compensation

(b) Enter name and EIN or address of person who provided you disclosures on eligible indirect compensation

(b) Enter name and EIN or address of person who provided you disclosures on eligible indirect compensation

(b) Enter name and EIN or address of person who provided you disclosures on eligible indirect compensation

2. Information on Other Service Providers Receiving Direct or Indirect Compensation. Except for those persons for whom you answered "Yes" to line 1a above, complete as many entries as needed to list each person receiving, directly or indirectly, \$5,000 or more in total compensation (i.e., money or anything else of value) in connection with services rendered to the plan or their position with the plan during the plan year. (See instructions).

(a) Enter name and EIN or address (see instructions)

ONEAMERICA RETIREMENT SERVICES

46-5378846

(b) Service Code(s)	(c) Relationship to employer, employee organization, or person known to be a party-in-interest	(d) Enter direct compensation paid by the plan. If none, enter -0-.	(e) Did service provider receive indirect compensation? (sources other than plan or plan sponsor)	(f) Did indirect compensation include eligible indirect compensation, for which the plan received the required disclosures?	(g) Enter total indirect compensation received by service provider excluding eligible indirect compensation for which you answered "Yes" to element (f). If none, enter -0-.	(h) Did the service provider give you a formula instead of an amount or estimated amount?
15 37 38 64 65	RECORDKEEPER	94213	Yes <input checked="" type="checkbox"/> No <input type="checkbox"/>	Yes <input checked="" type="checkbox"/> No <input type="checkbox"/>	0	Yes <input type="checkbox"/> No <input checked="" type="checkbox"/>

(a) Enter name and EIN or address (see instructions)

SYMMETRY FINANCIAL

204 WHITSON AVENUE
SUITE 2C
SWANNANOVA, NC 28778

(b) Service Code(s)	(c) Relationship to employer, employee organization, or person known to be a party-in-interest	(d) Enter direct compensation paid by the plan. If none, enter -0-.	(e) Did service provider receive indirect compensation? (sources other than plan or plan sponsor)	(f) Did indirect compensation include eligible indirect compensation, for which the plan received the required disclosures?	(g) Enter total indirect compensation received by service provider excluding eligible indirect compensation for which you answered "Yes" to element (f). If none, enter -0-.	(h) Did the service provider give you a formula instead of an amount or estimated amount?
27 50	NONE	72756	Yes <input type="checkbox"/> No <input checked="" type="checkbox"/>	Yes <input type="checkbox"/> No <input type="checkbox"/>		Yes <input type="checkbox"/> No <input type="checkbox"/>

(a) Enter name and EIN or address (see instructions)

MORGAN STANLEY DEAN WITTER

700 NORTH SAINT MARY'S STREET
SUITE 700
SAN ANTONIO, TX 78205

(b) Service Code(s)	(c) Relationship to employer, employee organization, or person known to be a party-in-interest	(d) Enter direct compensation paid by the plan. If none, enter -0-.	(e) Did service provider receive indirect compensation? (sources other than plan or plan sponsor)	(f) Did indirect compensation include eligible indirect compensation, for which the plan received the required disclosures?	(g) Enter total indirect compensation received by service provider excluding eligible indirect compensation for which you answered "Yes" to element (f). If none, enter -0-.	(h) Did the service provider give you a formula instead of an amount or estimated amount?
27 50	NONE	28013	Yes <input type="checkbox"/> No <input checked="" type="checkbox"/>	Yes <input type="checkbox"/> No <input type="checkbox"/>		Yes <input type="checkbox"/> No <input type="checkbox"/>

2. Information on Other Service Providers Receiving Direct or Indirect Compensation. Except for those persons for whom you answered "Yes" to line 1a above, complete as many entries as needed to list each person receiving, directly or indirectly, \$5,000 or more in total compensation (i.e., money or anything else of value) in connection with services rendered to the plan or their position with the plan during the plan year. (See instructions).

(a) Enter name and EIN or address (see instructions)

MERRILL LYNCH

200 CONCORD PLAZA
SUITE 100
SAN ANTONIO, TX 78216

(b) Service Code(s)	(c) Relationship to employer, employee organization, or person known to be a party-in-interest	(d) Enter direct compensation paid by the plan. If none, enter -0-.	(e) Did service provider receive indirect compensation? (sources other than plan or plan sponsor)	(f) Did indirect compensation include eligible indirect compensation, for which the plan received the required disclosures?	(g) Enter total indirect compensation received by service provider excluding eligible indirect compensation for which you answered "Yes" to element (f). If none, enter -0-.	(h) Did the service provider give you a formula instead of an amount or estimated amount?
27 50	NONE	27806	Yes <input type="checkbox"/> No <input checked="" type="checkbox"/>	Yes <input type="checkbox"/> No <input type="checkbox"/>		Yes <input type="checkbox"/> No <input type="checkbox"/>

(a) Enter name and EIN or address (see instructions)

MORGAN STANLEY WEALTH MANAGEMENT

112 EAST PECAN STREET
SUITE 1500
SAN ANTONIO, TX 78205

(b) Service Code(s)	(c) Relationship to employer, employee organization, or person known to be a party-in-interest	(d) Enter direct compensation paid by the plan. If none, enter -0-.	(e) Did service provider receive indirect compensation? (sources other than plan or plan sponsor)	(f) Did indirect compensation include eligible indirect compensation, for which the plan received the required disclosures?	(g) Enter total indirect compensation received by service provider excluding eligible indirect compensation for which you answered "Yes" to element (f). If none, enter -0-.	(h) Did the service provider give you a formula instead of an amount or estimated amount?
27 50	NONE	22788	Yes <input type="checkbox"/> No <input checked="" type="checkbox"/>	Yes <input type="checkbox"/> No <input type="checkbox"/>		Yes <input type="checkbox"/> No <input type="checkbox"/>

(a) Enter name and EIN or address (see instructions)

LEAFHOUSE FINANCIAL ADVISORS

6011 WEST COURTYARD DRIVE
BUILDING 5 SUITE 405
AUSTIN, TX 78730

(b) Service Code(s)	(c) Relationship to employer, employee organization, or person known to be a party-in-interest	(d) Enter direct compensation paid by the plan. If none, enter -0-.	(e) Did service provider receive indirect compensation? (sources other than plan or plan sponsor)	(f) Did indirect compensation include eligible indirect compensation, for which the plan received the required disclosures?	(g) Enter total indirect compensation received by service provider excluding eligible indirect compensation for which you answered "Yes" to element (f). If none, enter -0-.	(h) Did the service provider give you a formula instead of an amount or estimated amount?
27 50	NONE	18189	Yes <input type="checkbox"/> No <input checked="" type="checkbox"/>	Yes <input type="checkbox"/> No <input type="checkbox"/>		Yes <input type="checkbox"/> No <input type="checkbox"/>

2. Information on Other Service Providers Receiving Direct or Indirect Compensation. Except for those persons for whom you answered "Yes" to line 1a above, complete as many entries as needed to list each person receiving, directly or indirectly, \$5,000 or more in total compensation (i.e., money or anything else of value) in connection with services rendered to the plan or their position with the plan during the plan year. (See instructions).

(a) Enter name and EIN or address (see instructions)

ROCKEFELLER CAPITAL MANAGEMENT 300 CRESCENT COURT
SUITE 1450
DALLAS, TX 75201

(b) Service Code(s)	(c) Relationship to employer, employee organization, or person known to be a party-in-interest	(d) Enter direct compensation paid by the plan. If none, enter -0-.	(e) Did service provider receive indirect compensation? (sources other than plan or plan sponsor)	(f) Did indirect compensation include eligible indirect compensation, for which the plan received the required disclosures?	(g) Enter total indirect compensation received by service provider excluding eligible indirect compensation for which you answered "Yes" to element (f). If none, enter -0-.	(h) Did the service provider give you a formula instead of an amount or estimated amount?
27 50	NONE	13714	Yes <input type="checkbox"/> No <input checked="" type="checkbox"/>	Yes <input type="checkbox"/> No <input type="checkbox"/>		Yes <input type="checkbox"/> No <input type="checkbox"/>

(a) Enter name and EIN or address (see instructions)

MORGAN STANLEY 112 EAST PECAN STREET
SUITE 1500
SAN ANTONIO, TX 78205

(b) Service Code(s)	(c) Relationship to employer, employee organization, or person known to be a party-in-interest	(d) Enter direct compensation paid by the plan. If none, enter -0-.	(e) Did service provider receive indirect compensation? (sources other than plan or plan sponsor)	(f) Did indirect compensation include eligible indirect compensation, for which the plan received the required disclosures?	(g) Enter total indirect compensation received by service provider excluding eligible indirect compensation for which you answered "Yes" to element (f). If none, enter -0-.	(h) Did the service provider give you a formula instead of an amount or estimated amount?
27 50	NONE	12332	Yes <input type="checkbox"/> No <input checked="" type="checkbox"/>	Yes <input type="checkbox"/> No <input type="checkbox"/>		Yes <input type="checkbox"/> No <input type="checkbox"/>

(a) Enter name and EIN or address (see instructions)

MERRILL LYNCH 45 E WASHINGTON STREET
SUITE 200
CHAGRIN FALLS, OH 44022

(b) Service Code(s)	(c) Relationship to employer, employee organization, or person known to be a party-in-interest	(d) Enter direct compensation paid by the plan. If none, enter -0-.	(e) Did service provider receive indirect compensation? (sources other than plan or plan sponsor)	(f) Did indirect compensation include eligible indirect compensation, for which the plan received the required disclosures?	(g) Enter total indirect compensation received by service provider excluding eligible indirect compensation for which you answered "Yes" to element (f). If none, enter -0-.	(h) Did the service provider give you a formula instead of an amount or estimated amount?
27 50	NONE	10475	Yes <input type="checkbox"/> No <input checked="" type="checkbox"/>	Yes <input type="checkbox"/> No <input type="checkbox"/>		Yes <input type="checkbox"/> No <input type="checkbox"/>

2. Information on Other Service Providers Receiving Direct or Indirect Compensation. Except for those persons for whom you answered "Yes" to line 1a above, complete as many entries as needed to list each person receiving, directly or indirectly, \$5,000 or more in total compensation (i.e., money or anything else of value) in connection with services rendered to the plan or their position with the plan during the plan year. (See instructions).

(a) Enter name and EIN or address (see instructions)

NORTHWESTERN MUTUAL

601 UNION STREET
SUITE 2500
SEATTLE, WA 98101

(b) Service Code(s)	(c) Relationship to employer, employee organization, or person known to be a party-in-interest	(d) Enter direct compensation paid by the plan. If none, enter -0-.	(e) Did service provider receive indirect compensation? (sources other than plan or plan sponsor)	(f) Did indirect compensation include eligible indirect compensation, for which the plan received the required disclosures?	(g) Enter total indirect compensation received by service provider excluding eligible indirect compensation for which you answered "Yes" to element (f). If none, enter -0-.	(h) Did the service provider give you a formula instead of an amount or estimated amount?
27 50	NONE	8625	Yes <input type="checkbox"/> No <input checked="" type="checkbox"/>	Yes <input type="checkbox"/> No <input type="checkbox"/>		Yes <input type="checkbox"/> No <input type="checkbox"/>

(a) Enter name and EIN or address (see instructions)

THE FARRIS GROUP/FIDELITY

7557 RAMBLER ROAD
SUITE 445
DALLAS, TX 75231

(b) Service Code(s)	(c) Relationship to employer, employee organization, or person known to be a party-in-interest	(d) Enter direct compensation paid by the plan. If none, enter -0-.	(e) Did service provider receive indirect compensation? (sources other than plan or plan sponsor)	(f) Did indirect compensation include eligible indirect compensation, for which the plan received the required disclosures?	(g) Enter total indirect compensation received by service provider excluding eligible indirect compensation for which you answered "Yes" to element (f). If none, enter -0-.	(h) Did the service provider give you a formula instead of an amount or estimated amount?
27 50	NONE	5903	Yes <input type="checkbox"/> No <input checked="" type="checkbox"/>	Yes <input type="checkbox"/> No <input type="checkbox"/>		Yes <input type="checkbox"/> No <input type="checkbox"/>

(a) Enter name and EIN or address (see instructions)

MATRIX TRUST COMPANY

75-3182674

(b) Service Code(s)	(c) Relationship to employer, employee organization, or person known to be a party-in-interest	(d) Enter direct compensation paid by the plan. If none, enter -0-.	(e) Did service provider receive indirect compensation? (sources other than plan or plan sponsor)	(f) Did indirect compensation include eligible indirect compensation, for which the plan received the required disclosures?	(g) Enter total indirect compensation received by service provider excluding eligible indirect compensation for which you answered "Yes" to element (f). If none, enter -0-.	(h) Did the service provider give you a formula instead of an amount or estimated amount?
18 19 21 25 49 50 51 59 60 61 62 63 65	NONE	0	Yes <input checked="" type="checkbox"/> No <input type="checkbox"/>	Yes <input checked="" type="checkbox"/> No <input type="checkbox"/>	0	Yes <input checked="" type="checkbox"/> No <input type="checkbox"/>

Part I Service Provider Information (continued)

3. If you reported on line 2 receipt of indirect compensation, other than eligible indirect compensation, by a service provider, and the service provider is a fiduciary or provides contract administrator, consulting, custodial, investment advisory, investment management, broker, or recordkeeping services, answer the following questions for (a) each source from whom the service provider received \$1,000 or more in indirect compensation and (b) each source for whom the service provider gave you a formula used to determine the indirect compensation instead of an amount or estimated amount of the indirect compensation. Complete as many entries as needed to report the required information for each source.

(a) Enter service provider name as it appears on line 2	(b) Service Codes (see instructions)	(c) Enter amount of indirect compensation
(d) Enter name and EIN (address) of source of indirect compensation	(e) Describe the indirect compensation, including any formula used to determine the service provider's eligibility for or the amount of the indirect compensation.	
(a) Enter service provider name as it appears on line 2	(b) Service Codes (see instructions)	(c) Enter amount of indirect compensation
(d) Enter name and EIN (address) of source of indirect compensation	(e) Describe the indirect compensation, including any formula used to determine the service provider's eligibility for or the amount of the indirect compensation.	
(a) Enter service provider name as it appears on line 2	(b) Service Codes (see instructions)	(c) Enter amount of indirect compensation
(d) Enter name and EIN (address) of source of indirect compensation	(e) Describe the indirect compensation, including any formula used to determine the service provider's eligibility for or the amount of the indirect compensation.	

Part II Service Providers Who Fail or Refuse to Provide Information

4 Provide, to the extent possible, the following information for each service provider who failed or refused to provide the information necessary to complete this Schedule.

(a) Enter name and EIN or address of service provider (see instructions)	(b) Nature of Service Code(s)	(c) Describe the information that the service provider failed or refused to provide

(a) Enter name and EIN or address of service provider (see instructions)	(b) Nature of Service Code(s)	(c) Describe the information that the service provider failed or refused to provide

(a) Enter name and EIN or address of service provider (see instructions)	(b) Nature of Service Code(s)	(c) Describe the information that the service provider failed or refused to provide

(a) Enter name and EIN or address of service provider (see instructions)	(b) Nature of Service Code(s)	(c) Describe the information that the service provider failed or refused to provide

(a) Enter name and EIN or address of service provider (see instructions)	(b) Nature of Service Code(s)	(c) Describe the information that the service provider failed or refused to provide

(a) Enter name and EIN or address of service provider (see instructions)	(b) Nature of Service Code(s)	(c) Describe the information that the service provider failed or refused to provide

Part III Termination Information on Accountants and Enrolled Actuaries (see instructions)
(complete as many entries as needed)

a Name:	b EIN:
c Position:	
d Address:	e Telephone:

Explanation:

a Name:	b EIN:
c Position:	
d Address:	e Telephone:

Explanation:

a Name:	b EIN:
c Position:	
d Address:	e Telephone:

Explanation:

a Name:	b EIN:
c Position:	
d Address:	e Telephone:

Explanation:

a Name:	b EIN:
c Position:	
d Address:	e Telephone:

Explanation:

SCHEDULE D (Form 5500) <small>Department of the Treasury Internal Revenue Service</small> <small>Department of Labor Employee Benefits Security Administration</small>	DFE/Participating Plan Information This schedule is required to be filed under section 104 of the Employee Retirement Income Security Act of 1974 (ERISA). ▶ File as an attachment to Form 5500.	<small>OMB No. 1210-0110</small> 2024 This Form is Open to Public Inspection.
---	--	---

For calendar plan year 2024 or fiscal plan year beginning 01/01/2024 and ending 12/31/2024

A Name of plan <u>SONTERRA MEDICAL MANAGEMENT GROUP PROFIT SHARING 401K PLAN</u>	B Three-digit plan number (PN)	<u>001</u>
C Plan or DFE sponsor's name as shown on line 2a of Form 5500 <u>SONTERRA MEDICAL MANAGEMENT GROUP, INC.</u>	D Employer Identification Number (EIN) <u>74-3006020</u>	

Part I	Information on interests in MTIAs, CCTs, PSAs, and 103-12 IEs (to be completed by plans and DFEs) (Complete as many entries as needed to report all interests in DFEs)
---------------	--

a Name of MTIA, CCT, PSA, or 103-12 IE: <u>PUTNAM STABLE VALUE FUND</u>		
b Name of sponsor of entity listed in (a): <u>PUTNAM FIDUCIARY TRUST COMPANY</u>		
c EIN-PN <u>04-3159710-202</u>	d Entity code <u>C</u>	e Dollar value of interest in MTIA, CCT, PSA, or 103-12 IE at end of year (see instructions) <u>874672</u>
a Name of MTIA, CCT, PSA, or 103-12 IE:		
b Name of sponsor of entity listed in (a):		
c EIN-PN	d Entity code	e Dollar value of interest in MTIA, CCT, PSA, or 103-12 IE at end of year (see instructions)
a Name of MTIA, CCT, PSA, or 103-12 IE:		
b Name of sponsor of entity listed in (a):		
c EIN-PN	d Entity code	e Dollar value of interest in MTIA, CCT, PSA, or 103-12 IE at end of year (see instructions)
a Name of MTIA, CCT, PSA, or 103-12 IE:		
b Name of sponsor of entity listed in (a):		
c EIN-PN	d Entity code	e Dollar value of interest in MTIA, CCT, PSA, or 103-12 IE at end of year (see instructions)
a Name of MTIA, CCT, PSA, or 103-12 IE:		
b Name of sponsor of entity listed in (a):		
c EIN-PN	d Entity code	e Dollar value of interest in MTIA, CCT, PSA, or 103-12 IE at end of year (see instructions)
a Name of MTIA, CCT, PSA, or 103-12 IE:		
b Name of sponsor of entity listed in (a):		
c EIN-PN	d Entity code	e Dollar value of interest in MTIA, CCT, PSA, or 103-12 IE at end of year (see instructions)

a Name of MTIA, CCT, PSA, or 103-12 IE:

b Name of sponsor of entity listed in (a):

c EIN-PN

d Entity code

e Dollar value of interest in MTIA, CCT, PSA, or 103-12 IE at end of year (see instructions)

a Name of MTIA, CCT, PSA, or 103-12 IE:

b Name of sponsor of entity listed in (a):

c EIN-PN

d Entity code

e Dollar value of interest in MTIA, CCT, PSA, or 103-12 IE at end of year (see instructions)

a Name of MTIA, CCT, PSA, or 103-12 IE:

b Name of sponsor of entity listed in (a):

c EIN-PN

d Entity code

e Dollar value of interest in MTIA, CCT, PSA, or 103-12 IE at end of year (see instructions)

a Name of MTIA, CCT, PSA, or 103-12 IE:

b Name of sponsor of entity listed in (a):

c EIN-PN

d Entity code

e Dollar value of interest in MTIA, CCT, PSA, or 103-12 IE at end of year (see instructions)

a Name of MTIA, CCT, PSA, or 103-12 IE:

b Name of sponsor of entity listed in (a):

c EIN-PN

d Entity code

e Dollar value of interest in MTIA, CCT, PSA, or 103-12 IE at end of year (see instructions)

a Name of MTIA, CCT, PSA, or 103-12 IE:

b Name of sponsor of entity listed in (a):

c EIN-PN

d Entity code

e Dollar value of interest in MTIA, CCT, PSA, or 103-12 IE at end of year (see instructions)

a Name of MTIA, CCT, PSA, or 103-12 IE:

b Name of sponsor of entity listed in (a):

c EIN-PN

d Entity code

e Dollar value of interest in MTIA, CCT, PSA, or 103-12 IE at end of year (see instructions)

a Name of MTIA, CCT, PSA, or 103-12 IE:

b Name of sponsor of entity listed in (a):

c EIN-PN

d Entity code

e Dollar value of interest in MTIA, CCT, PSA, or 103-12 IE at end of year (see instructions)

a Name of MTIA, CCT, PSA, or 103-12 IE:

b Name of sponsor of entity listed in (a):

c EIN-PN

d Entity code

e Dollar value of interest in MTIA, CCT, PSA, or 103-12 IE at end of year (see instructions)

a Name of MTIA, CCT, PSA, or 103-12 IE:

b Name of sponsor of entity listed in (a):

c EIN-PN

d Entity code

e Dollar value of interest in MTIA, CCT, PSA, or 103-12 IE at end of year (see instructions)

SCHEDULE H (Form 5500) <small>Department of the Treasury Internal Revenue Service</small> <small>Department of Labor Employee Benefits Security Administration</small> <small>Pension Benefit Guaranty Corporation</small>	Financial Information This schedule is required to be filed under section 104 of the Employee Retirement Income Security Act of 1974 (ERISA), and section 6058(a) of the Internal Revenue Code (the Code). ▶ File as an attachment to Form 5500.	<small>OMB No. 1210-0110</small> 2024 This Form is Open to Public Inspection
--	--	--

For calendar plan year 2024 or fiscal plan year beginning 01/01/2024 and ending 12/31/2024	
A Name of plan SONTERRA MEDICAL MANAGEMENT GROUP PROFIT SHARING 401K PLAN	B Three-digit plan number (PN) ▶ 001
C Plan sponsor's name as shown on line 2a of Form 5500 SONTERRA MEDICAL MANAGEMENT GROUP, INC.	D Employer Identification Number (EIN) 74-3006020

Part I	Asset and Liability Statement
---------------	--------------------------------------

1 Current value of plan assets and liabilities at the beginning and end of the plan year. Combine the value of plan assets held in more than one trust. Report the value of the plan's interest in a commingled fund containing the assets of more than one plan on a line-by-line basis unless the value is reportable on lines 1c(9) through 1c(14). Do not enter the value of that portion of an insurance contract which guarantees, during this plan year, to pay a specific dollar benefit at a future date. **Round off amounts to the nearest dollar.** MTIAs, CCTs, PSAs, and 103-12 IEs do not complete lines 1b(1), 1b(2), 1c(8), 1g, 1h, and 1i. CCTs, PSAs, and 103-12 IEs also do not complete lines 1d and 1e. See instructions.

		(a) Beginning of Year	(b) End of Year
a Total noninterest-bearing cash	1a	82874	88775
b Receivables (less allowance for doubtful accounts):			
(1) Employer contributions	1b(1)	805132	680281
(2) Participant contributions	1b(2)	45692	0
(3) Other	1b(3)	0	0
c General investments:			
(1) Interest-bearing cash (include money market accounts & certificates of deposit)	1c(1)	0	0
(2) U.S. Government securities	1c(2)	0	0
(3) Corporate debt instruments (other than employer securities):			
(A) Preferred	1c(3)(A)	0	0
(B) All other	1c(3)(B)	0	0
(4) Corporate stocks (other than employer securities):			
(A) Preferred	1c(4)(A)	0	0
(B) Common	1c(4)(B)	0	0
(5) Partnership/joint venture interests	1c(5)	0	0
(6) Real estate (other than employer real property)	1c(6)	0	0
(7) Loans (other than to participants)	1c(7)	0	0
(8) Participant loans	1c(8)	452596	549749
(9) Value of interest in common/collective trusts	1c(9)	1194172	874672
(10) Value of interest in pooled separate accounts	1c(10)	0	0
(11) Value of interest in master trust investment accounts	1c(11)	0	0
(12) Value of interest in 103-12 investment entities	1c(12)	0	0
(13) Value of interest in registered investment companies (e.g., mutual funds)	1c(13)	37086571	41178150
(14) Value of funds held in insurance company general account (unallocated contracts)	1c(14)	0	0
(15) Other	1c(15)	12711777	16161666

1d Employer-related investments:		(a) Beginning of Year	(b) End of Year
(1) Employer securities.....	1d(1)	0	0
(2) Employer real property.....	1d(2)	0	0
e Buildings and other property used in plan operation.....	1e	0	0
f Total assets (add all amounts in lines 1a through 1e).....	1f	52378814	59533293
Liabilities			
g Benefit claims payable.....	1g	0	0
h Operating payables.....	1h	0	0
i Acquisition indebtedness.....	1i	0	0
j Other liabilities.....	1j	0	0
k Total liabilities (add all amounts in lines 1g through 1j).....	1k	0	0
Net Assets			
l Net assets (subtract line 1k from line 1f).....	1l	52378814	59533293

Part II Income and Expense Statement

2 Plan income, expenses, and changes in net assets for the year. Include all income and expenses of the plan, including any trust(s) or separately maintained fund(s) and any payments/receipts to/from insurance carriers. Round off amounts to the nearest dollar. MTIAs, CCTs, PSAs, and 103-12 IEs do not complete lines 2a, 2b(1)(E), 2e, 2f, and 2g.

Income		(a) Amount	(b) Total
a Contributions:			
(1) Received or receivable in cash from: (A) Employers.....	2a(1)(A)	2424203	
(B) Participants.....	2a(1)(B)	2360390	
(C) Others (including rollovers).....	2a(1)(C)	116746	
(2) Noncash contributions.....	2a(2)	0	
(3) Total contributions. Add lines 2a(1)(A) , (B) , (C) , and line 2a(2)	2a(3)		4901339
b Earnings on investments:			
(1) Interest:			
(A) Interest-bearing cash (including money market accounts and certificates of deposit).....	2b(1)(A)	1373	
(B) U.S. Government securities.....	2b(1)(B)	8464	
(C) Corporate debt instruments.....	2b(1)(C)	10610	
(D) Loans (other than to participants).....	2b(1)(D)	0	
(E) Participant loans.....	2b(1)(E)	39707	
(F) Other.....	2b(1)(F)	5	
(G) Total interest. Add lines 2b(1)(A) through (F)	2b(1)(G)		60159
(2) Dividends:			
(A) Preferred stock.....	2b(2)(A)	0	
(B) Common stock.....	2b(2)(B)	101804	
(C) Registered investment company shares (e.g. mutual funds).....	2b(2)(C)	1782118	
(D) Total dividends. Add lines 2b(2)(A) , (B) , and (C)	2b(2)(D)		1883922
(3) Rents.....	2b(3)		0
(4) Net gain (loss) on sale of assets:			
(A) Aggregate proceeds.....	2b(4)(A)	2618666	
(B) Aggregate carrying amount (see instructions).....	2b(4)(B)	2429763	
(C) Subtract line 2b(4)(B) from line 2b(4)(A) and enter result.....	2b(4)(C)		188903
(5) Unrealized appreciation (depreciation) of assets:			
(A) Real estate.....	2b(5)(A)	0	
(B) Other.....	2b(5)(B)	1082503	
(C) Total unrealized appreciation of assets. Add lines 2b(5)(A) and (B)	2b(5)(C)		1082503

	(a) Amount	(b) Total
(6) Net investment gain (loss) from common/collective trusts	2b(6)	39972
(7) Net investment gain (loss) from pooled separate accounts	2b(7)	0
(8) Net investment gain (loss) from master trust investment accounts	2b(8)	0
(9) Net investment gain (loss) from 103-12 investment entities	2b(9)	0
(10) Net investment gain (loss) from registered investment companies (e.g., mutual funds)	2b(10)	3673477
c Other income	2c	3811
d Total income. Add all income amounts in column (b) and enter total	2d	11834086

Expenses

e Benefit payment and payments to provide benefits:		
(1) Directly to participants or beneficiaries, including direct rollovers	2e(1)	4358567
(2) To insurance carriers for the provision of benefits	2e(2)	0
(3) Other	2e(3)	0
(4) Total benefit payments. Add lines 2e(1) through (3)	2e(4)	4358567
f Corrective distributions (see instructions)	2f	0
g Certain deemed distributions of participant loans (see instructions)	2g	0
h Interest expense	2h	0
i Administrative expenses:		
(1) Salaries and allowances	2i(1)	0
(2) Contract administrator fees	2i(2)	94213
(3) Recordkeeping fees	2i(3)	0
(4) IQPA audit fees	2i(4)	0
(5) Investment advisory and investment management fees	2i(5)	216244
(6) Bank or trust company trustee/custodial fees	2i(6)	0
(7) Actuarial fees	2i(7)	0
(8) Legal fees	2i(8)	0
(9) Valuation/appraisal fees	2i(9)	0
(10) Other trustee fees and expenses	2i(10)	0
(11) Other expenses	2i(11)	10583
(12) Total administrative expenses. Add lines 2i(1) through (11)	2i(12)	321040
j Total expenses. Add all expense amounts in column (b) and enter total	2j	4679607

Net Income and Reconciliation

k Net income (loss). Subtract line 2j from line 2d	2k	7154479
l Transfers of assets:		
(1) To this plan	2l(1)	0
(2) From this plan	2l(2)	0

Part III Accountant's Opinion

3 Complete lines 3a through 3c if the opinion of an independent qualified public accountant is attached to this Form 5500. Complete line 3d if an opinion is not attached.

a The attached opinion of an independent qualified public accountant for this plan is (see instructions):

(1) Unmodified (2) Qualified (3) Disclaimer (4) Adverse

b Check the appropriate box(es) to indicate whether the IQPA performed an ERISA section 103(a)(3)(C) audit. Check both boxes (1) and (2) if the audit was performed pursuant to both 29 CFR 2520.103-8 and 29 CFR 2520.103-12(d). Check box (3) if pursuant to neither.

(1) DOL Regulation 2520.103-8 (2) DOL Regulation 2520.103-12(d) (3) neither DOL Regulation 2520.103-8 nor DOL Regulation 2520.103-12(d).

c Enter the name and EIN of the accountant (or accounting firm) below:

(1) Name: HAYNIE & COMPANY

(2) EIN: 87-0325228

d The opinion of an independent qualified public accountant is **not attached** as part of Schedule H because:

(1) This form is filed for a CCT, PSA, DCG or MTIA. (2) It will be attached to the next Form 5500 pursuant to 29 CFR 2520.104-50.

Part IV Compliance Questions

4 CCTs and PSAs do not complete Part IV. MTIAs, 103-12 IEs, and GIAs do not complete lines 4a, 4e, 4f, 4g, 4h, 4k, 4m, 4n, or 5. 103-12 IEs also do not complete lines 4j and 4l. MTIAs also do not complete line 4l. DCGs do not complete lines 4e, 4f, 4k, 4l, and 5, and DCGs generally complete the rest of Part IV collectively for all plans in the DCG, except as otherwise provided (see instructions).

During the plan year:

	Yes	No	Amount
a Was there a failure to transmit to the plan any participant contributions within the time period described in 29 CFR 2510.3-102? Continue to answer "Yes" for any prior year failures until fully corrected. (See instructions and DOL's Voluntary Fiduciary Correction Program.)		X	
b Were any loans by the plan or fixed income obligations due the plan in default as of the close of the plan year or classified during the year as uncollectible? Disregard participant loans secured by participant's account balance. (Attach Schedule G (Form 5500) Part I if "Yes" is checked.)		X	
c Were any leases to which the plan was a party in default or classified during the year as uncollectible? (Attach Schedule G (Form 5500) Part II if "Yes" is checked.)		X	
d Were there any nonexempt transactions with any party-in-interest? (Do not include transactions reported on line 4a. Attach Schedule G (Form 5500) Part III if "Yes" is checked.)		X	
e Was this plan covered by a fidelity bond?	X		1000000
f Did the plan have a loss, whether or not reimbursed by the plan's fidelity bond, that was caused by fraud or dishonesty?		X	
g Did the plan hold any assets whose current value was neither readily determinable on an established market nor set by an independent third party appraiser?		X	
h Did the plan receive any noncash contributions whose value was neither readily determinable on an established market nor set by an independent third party appraiser?		X	
i Did the plan have assets held for investment? (Attach schedule(s) of assets if "Yes" is checked, and see instructions for format requirements.)	X		
j Were any plan transactions or series of transactions in excess of 5% of the current value of plan assets? (Attach schedule of transactions if "Yes" is checked and see instructions for format requirements.)		X	
k Were all the plan assets either distributed to participants or beneficiaries, transferred to another plan, or brought under the control of the PBGC?		X	
l Has the plan failed to provide any benefit when due under the plan?		X	
m If this is an individual account plan, was there a blackout period? (See instructions and 29 CFR 2520.101-3.)		X	
n If 4m was answered "Yes," check the "Yes" box if you either provided the required notice or one of the exceptions to providing the notice applied under 29 CFR 2520.101-3.			

5a Has a resolution to terminate the plan been adopted during the plan year or any prior plan year? Yes No
If "Yes," enter the amount of any plan assets that reverted to the employer this year _____.

5b If, during this plan year, any assets or liabilities were transferred from this plan to another plan(s), identify the plan(s) to which assets or liabilities were transferred. (See instructions.)

5b(1) Name of plan(s)	5b(2) EIN(s)	5b(3) PN(s)

5c Was the plan a defined benefit plan covered under the PBGC insurance program at any time during this plan year? (See ERISA section 4021 and instructions.) Yes No Not determined
 If "Yes" is checked, enter the My PAA confirmation number from the PBGC premium filing for this plan year _____.

SCHEDULE R (Form 5500) <small>Department of the Treasury Internal Revenue Service</small> <small>Department of Labor Employee Benefits Security Administration</small> <small>Pension Benefit Guaranty Corporation</small>	Retirement Plan Information This schedule is required to be filed under sections 104 and 4065 of the Employee Retirement Income Security Act of 1974 (ERISA) and section 6058(a) of the Internal Revenue Code (the Code). ▶ File as an attachment to Form 5500.	<small>OMB No. 1210-0110</small> 2024 This Form is Open to Public Inspection.
--	---	---

For calendar plan year 2024 or fiscal plan year beginning 01/01/2024 and ending 12/31/2024

A Name of plan <u>SONTERRA MEDICAL MANAGEMENT GROUP PROFIT SHARING 401K PLAN</u>	B Three-digit plan number (PN) ▶	<u>001</u>
C Plan sponsor's name as shown on line 2a of Form 5500 <u>SONTERRA MEDICAL MANAGEMENT GROUP, INC.</u>	D Employer Identification Number (EIN) <u>74-3006020</u>	

Part I	Distributions
---------------	----------------------

All references to distributions relate only to payments of benefits during the plan year.

1 Total value of distributions paid in property other than in cash or the forms of property specified in the instructions.....

1		0
---	--	---

2 Enter the EIN(s) of payor(s) who paid benefits on behalf of the plan to participants or beneficiaries during the year (if more than two, enter EINs of the two payors who paid the greatest dollar amounts of benefits):
 EIN(s): 75-3182674

Profit-sharing plans, ESOPs, and stock bonus plans, skip line 3.

3 Number of participants (living or deceased) whose benefits were distributed in a single sum, during the plan year.....

3	
---	--

Part II	Funding Information (If the plan is not subject to the minimum funding requirements of section 412 of the Internal Revenue Code or ERISA section 302, skip this Part.)
----------------	---

4 Is the plan administrator making an election under Code section 412(d)(2) or ERISA section 302(d)(2)? Yes No N/A
If the plan is a defined benefit plan, go to line 8.

5 If a waiver of the minimum funding standard for a prior year is being amortized in this plan year, see instructions and enter the date of the ruling letter granting the waiver. **Date:** Month _____ Day _____ Year _____
If you completed line 5, complete lines 3, 9, and 10 of Schedule MB and do not complete the remainder of this schedule.

6 a Enter the minimum required contribution for this plan year (include any prior year accumulated funding deficiency not waived)	6a	
b Enter the amount contributed by the employer to the plan for this plan year	6b	
c Subtract the amount in line 6b from the amount in line 6a. Enter the result (enter a minus sign to the left of a negative amount).....	6c	

If you completed line 6c, skip lines 8 and 9.

7 Will the minimum funding amount reported on line 6c be met by the funding deadline?..... Yes No N/A

8 If a change in actuarial cost method was made for this plan year pursuant to a revenue procedure or other authority providing automatic approval for the change or a class ruling letter, does the plan sponsor or plan administrator agree with the change? Yes No N/A

Part III	Amendments
-----------------	-------------------

9 If this is a defined benefit pension plan, were any amendments adopted during this plan year that increased or decreased the value of benefits? If yes, check the appropriate box. If no, check the "No" box..... Increase Decrease Both No

Part IV	ESOPs (see instructions). If this is not a plan described under section 409(a) or 4975(e)(7) of the Internal Revenue Code, skip this Part.
----------------	---

10 Were unallocated employer securities or proceeds from the sale of unallocated securities used to repay any exempt loan? Yes No

11 a Does the ESOP hold any preferred stock? Yes No

b If the ESOP has an outstanding exempt loan with the employer as lender, is such loan part of a "back-to-back" loan? (See instructions for definition of "back-to-back" loan.) Yes No

12 Does the ESOP hold any stock that is not readily tradable on an established securities market? Yes No

Part V Additional Information for Multiemployer Defined Benefit Pension Plans

13 Enter the following information for each employer that (1) contributed more than 5% of total contributions to the plan during the plan year or (2) was one of the top-ten highest contributors (measured in dollars). See instructions. Complete as many entries as needed to report all applicable employers.

a Name of contributing employer _____

b EIN _____ **c** Dollar amount contributed by employer _____

d Date collective bargaining agreement expires (If employer contributes under more than one collective bargaining agreement, check box and see instructions regarding required attachment. Otherwise, enter the applicable date.) Month _____ Day _____ Year _____

e Contribution rate information (If more than one rate applies, check this box and see instructions regarding required attachment. Otherwise, complete lines 13e(1) and 13e(2).)

(1) Contribution rate (in dollars and cents) _____

(2) Base unit measure: Hourly Weekly Unit of production Other (specify): _____

a Name of contributing employer _____

b EIN _____ **c** Dollar amount contributed by employer _____

d Date collective bargaining agreement expires (If employer contributes under more than one collective bargaining agreement, check box and see instructions regarding required attachment. Otherwise, enter the applicable date.) Month _____ Day _____ Year _____

e Contribution rate information (If more than one rate applies, check this box and see instructions regarding required attachment. Otherwise, complete lines 13e(1) and 13e(2).)

(1) Contribution rate (in dollars and cents) _____

(2) Base unit measure: Hourly Weekly Unit of production Other (specify): _____

a Name of contributing employer _____

b EIN _____ **c** Dollar amount contributed by employer _____

d Date collective bargaining agreement expires (If employer contributes under more than one collective bargaining agreement, check box and see instructions regarding required attachment. Otherwise, enter the applicable date.) Month _____ Day _____ Year _____

e Contribution rate information (If more than one rate applies, check this box and see instructions regarding required attachment. Otherwise, complete lines 13e(1) and 13e(2).)

(1) Contribution rate (in dollars and cents) _____

(2) Base unit measure: Hourly Weekly Unit of production Other (specify): _____

a Name of contributing employer _____

b EIN _____ **c** Dollar amount contributed by employer _____

d Date collective bargaining agreement expires (If employer contributes under more than one collective bargaining agreement, check box and see instructions regarding required attachment. Otherwise, enter the applicable date.) Month _____ Day _____ Year _____

e Contribution rate information (If more than one rate applies, check this box and see instructions regarding required attachment. Otherwise, complete lines 13e(1) and 13e(2).)

(1) Contribution rate (in dollars and cents) _____

(2) Base unit measure: Hourly Weekly Unit of production Other (specify): _____

a Name of contributing employer _____

b EIN _____ **c** Dollar amount contributed by employer _____

d Date collective bargaining agreement expires (If employer contributes under more than one collective bargaining agreement, check box and see instructions regarding required attachment. Otherwise, enter the applicable date.) Month _____ Day _____ Year _____

e Contribution rate information (If more than one rate applies, check this box and see instructions regarding required attachment. Otherwise, complete lines 13e(1) and 13e(2).)

(1) Contribution rate (in dollars and cents) _____

(2) Base unit measure: Hourly Weekly Unit of production Other (specify): _____

a Name of contributing employer _____

b EIN _____ **c** Dollar amount contributed by employer _____

d Date collective bargaining agreement expires (If employer contributes under more than one collective bargaining agreement, check box and see instructions regarding required attachment. Otherwise, enter the applicable date.) Month _____ Day _____ Year _____

e Contribution rate information (If more than one rate applies, check this box and see instructions regarding required attachment. Otherwise, complete lines 13e(1) and 13e(2).)

(1) Contribution rate (in dollars and cents) _____

(2) Base unit measure: Hourly Weekly Unit of production Other (specify): _____

14 Enter the number of deferred vested and retired participants (inactive participants), as of the beginning of the plan year, whose contributing employer is no longer making contributions to the plan for:

a The current plan year. Check the box to indicate the counting method used to determine the number of inactive participants: <input type="checkbox"/> last contributing employer <input type="checkbox"/> alternative <input type="checkbox"/> reasonable approximation (see instructions for required attachment).....	14a	
b The plan year immediately preceding the current plan year. <input type="checkbox"/> Check the box if the number reported is a change from what was previously reported (see instructions for required attachment).....	14b	
c The second preceding plan year. <input type="checkbox"/> Check the box if the number reported is a change from what was previously reported (see instructions for required attachment).....	14c	

15 Enter the ratio of the number of participants under the plan on whose behalf no employer had an obligation to make an employer contribution during the current plan year to:

a The corresponding number for the plan year immediately preceding the current plan year	15a	
b The corresponding number for the second preceding plan year	15b	

16 Information with respect to any employers who withdrew from the plan during the preceding plan year:

a Enter the number of employers who withdrew during the preceding plan year	16a	
b If line 16a is greater than 0, enter the aggregate amount of withdrawal liability assessed or estimated to be assessed against such withdrawn employers.....	16b	

17 If assets and liabilities from another plan have been transferred to or merged with this plan during the plan year, check box and see instructions regarding supplemental information to be included as an attachment

Part VI Additional Information for Single-Employer and Multiemployer Defined Benefit Pension Plans

18 If any liabilities to participants or their beneficiaries under the plan as of the end of the plan year consist (in whole or in part) of liabilities to such participants and beneficiaries under two or more pension plans as of immediately before such plan year, check box and see instructions regarding supplemental information to be included as an attachment

19 If the total number of participants is 1,000 or more, complete lines (a) and (b):

a Enter the percentage of plan assets held as:
 Public Equity: _____% Private Equity: _____% Investment-Grade Debt and Interest Rate Hedging Assets: _____%
 High-Yield Debt: _____% Real Assets: _____% Cash or Cash Equivalents: _____% Other: _____%

b Provide the average duration of the Investment-Grade Debt and Interest Rate Hedging Assets:
 0-5 years 5-10 years 10-15 years 15 years or more

20 PBGC missed contribution reporting requirements. If this is a multiemployer plan or a single-employer plan that is not covered by PBGC, skip line 20.

a Is the amount of unpaid minimum required contributions for all years from Schedule SB (Form 5500) line 40 greater than zero? Yes No

b If line 20a is "Yes," has PBGC been notified as required by ERISA sections 4043(c)(5) and/or 303(k)(4)? Check the applicable box:
 Yes.
 No. Reporting was waived under 29 CFR 4043.25(c)(2) because contributions equal to or exceeding the unpaid minimum required contribution were made by the 30th day after the due date.
 No. The 30-day period referenced in 29 CFR 4043.25(c)(2) has not yet ended, and the sponsor intends to make a contribution equal to or exceeding the unpaid minimum required contribution by the 30th day after the due date.
 No. Other. Provide explanation: _____

Part VII IRS Compliance Questions

21a Does the plan satisfy the coverage and nondiscrimination tests of Code sections 410(b) and 401(a)(4) by combining this plan with any other plans under the permissive aggregation rules? Yes No

21b If this is a Code section 401(k) plan, check all boxes that apply to indicate how the plan is intended to satisfy the nondiscrimination requirements for employee deferrals and employer matching contributions (as applicable) under Code sections 401(k)(3) and 401(m)(2).
 Design-based safe harbor method
 "Prior year" ADP test
 "Current year" ADP test
 N/A

22 If the plan sponsor is an adopter of a pre-approved plan that received a favorable IRS Opinion Letter, enter the date of the Opinion Letter 08 / 19 / 2020 (MM/DD/YYYY) and the Opinion Letter serial number Q704137A.

**Sonterra Medical Management Group
Profit Sharing 401(k) Plan**

FINANCIAL STATEMENTS &
INDEPENDENT AUDITOR'S REPORT

December 31, 2024 and 2023





Table of Contents

	Page
Independent Auditor's Report	1
Financial Statements:	
Statements of Net Assets Available for Benefits as of December 31, 2024 and 2023	5
Statement of Changes in Net Assets Available for Benefits for the year ended December 31, 2024	6
Notes to Financial Statements	7
Supplementary Information:	
Schedule H, Line 4i – Schedule of Assets (Held at End of Year) as of December 31, 2024	17



2702 N. Loop 1604 E., Suite 202
San Antonio, TX 78232

 210-979-0055

 210-979-0058

 www.HaynieCPAs.com

INDEPENDENT AUDITOR'S REPORT

To the Plan Administrator of
Sonterra Medical Management Group Profit Sharing 401(k) Plan

Scope and Nature of the ERISA Section 103(a)(3)(C) Audit

We have performed audits of the accompanying financial statements of Sonterra Medical Management Group Profit Sharing 401(k) Plan, an employee benefit plan subject to the Employee Retirement Income Security Act of 1974 (ERISA), as permitted by ERISA Section 103(a)(3)(C) [ERISA Section 103(a)(3)(C) audit]. The financial statements comprise the statements of net assets available for benefits as of December 31, 2024 and 2023, and the related statement of changes in net assets available for benefits for the year ended December 31, 2024, and the related notes to the financial statements.

Management, having determined it is permissible in the circumstances, has elected to have the audits of Sonterra Medical Management Group Profit Sharing 401(k) Plan's financial statements performed in accordance with ERISA Section 103(a)(3)(C) pursuant to 29 CFR 2520.103-8 of the Department of Labor's Rules and Regulations for Reporting and Disclosure under ERISA. As permitted by ERISA Section 103(a)(3)(C), our audits need not extend to any statements or information related to assets held for investment of the plan (investment information) by a bank or similar institution or insurance carrier that is regulated, supervised, and subject to periodic examination by a state or federal agency, provided that the statements or information regarding assets so held are prepared and certified to by the bank or similar institution or insurance carrier in accordance with 29 CFR 2520.103-5 of the Department of Labor's Rules and Regulations for Reporting and Disclosure under ERISA (qualified institution).

Management has obtained certifications from a qualified institution as of December 31, 2024 and 2023, and for the year ended December 31, 2024, stating that the certified investment information, as described in Note 3 to the financial statements, is complete and accurate.

Opinion

In our opinion, based on our audits and on the procedures performed as described in the Auditor's Responsibilities for the Audit of the Financial Statements section—

- the amounts and disclosures in the financial statements referred to above, other than those agreed to or derived from the certified investment information, are presented fairly, in all material respects, in accordance with accounting principles generally accepted in the United States of America.

Opinion (Continued)

- the information in the financial statements referred to above related to assets held by and certified to by a qualified institution agrees to, or is derived from, in all material respects, the information prepared and certified by an institution that management determined meets the requirements of ERISA Section 103(a)(3)(C).

Basis for Opinion

We conducted our audits in accordance with auditing standards generally accepted in the United States of America. Our responsibilities under those standards are further described in the Auditor's Responsibilities for the Audit of the Financial Statements section of our report. We are required to be independent of Sonterra Medical Management Group Profit Sharing 401(k) Plan and to meet our other ethical responsibilities in accordance with the relevant ethical requirements relating to our audits. We believe that the audit evidence we have obtained is sufficient and appropriate to provide a basis for our ERISA Section 103(a)(3)(C) audit opinion.

Responsibilities of Management for the Financial Statements

Management is responsible for the preparation and fair presentation of the financial statements in accordance with accounting principles generally accepted in the United States of America, and for the design, implementation, and maintenance of internal control relevant to the preparation and fair presentation of financial statements that are free from material misstatement, whether due to fraud or error. Management's election of the ERISA Section 103(a)(3)(C) audit does not affect management's responsibility for the financial statements.

In preparing the financial statements, management is required to evaluate whether there are conditions or events, considered in the aggregate, that raise substantial doubt about Sonterra Medical Management Group Profit Sharing 401(k) Plan's ability to continue as a going concern for one year after the date the financial statements are available to be issued.

Management is also responsible for maintaining a current plan instrument, including all plan amendments; administering the plan; and determining that the plan's transactions that are presented and disclosed in the financial statements are in conformity with the plan's provisions, including maintaining sufficient records with respect to each of the participants, to determine the benefits due or which may become due to such participants.

Auditor's Responsibilities for the Audit of the Financial Statements

Except as described in the Scope and Nature of the ERISA Section 103(a)(3)(C) Audit section of our report, our objectives are to obtain reasonable assurance about whether the financial statements as a whole are free from material misstatement, whether due to fraud or error, and to issue an auditor's report that includes our opinion. Reasonable assurance is a high level of assurance but is not absolute assurance and therefore is not a guarantee that an audit conducted in accordance with generally accepted auditing standards will always detect a material misstatement when it exists.

Auditor's Responsibilities for the Audit of the Financial Statements (Continued)

The risk of not detecting a material misstatement resulting from fraud is higher than for one resulting from error, as fraud may involve collusion, forgery, intentional omissions, misrepresentations, or the override of internal control. Misstatements are considered material if there is a substantial likelihood that, individually or in the aggregate, they would influence the judgment made by a reasonable user based on the financial statements.

In performing an audit in accordance with generally accepted auditing standards, we:

- Exercise professional judgment and maintain professional skepticism throughout the audit.
- Identify and assess the risks of material misstatement of the financial statements, whether due to fraud or error, and design and perform audit procedures responsive to those risks. Such procedures include examining, on a test basis, evidence regarding the amounts and disclosures in the financial statements.
- Obtain an understanding of internal control relevant to the audit in order to design audit procedures that are appropriate in the circumstances, but not for the purpose of expressing an opinion on the effectiveness of Sonterra Medical Management Group Profit Sharing 401(k) Plan's internal control. Accordingly, no such opinion is expressed.
- Evaluate the appropriateness of accounting policies used and the reasonableness of significant accounting estimates made by management, as well as evaluate the overall presentation of the financial statements.
- Conclude whether, in our judgment, there are conditions or events, considered in the aggregate, that raise substantial doubt about Sonterra Medical Management Group Profit Sharing 401(k) Plan's ability to continue as a going concern for a reasonable period of time.

Our audits did not extend to the certified investment information, except for obtaining and reading the certification, comparing the certified investment information with the related information presented and disclosed in the financial statements, and reading the disclosures relating to the certified investment information to assess whether they are in accordance with the presentation and disclosure requirements of accounting principles generally accepted in the United States of America.

Accordingly, the objective of an ERISA Section 103(a)(3)(C) audit is not to express an opinion about whether the financial statements as a whole are presented fairly, in all material respects, in accordance with accounting principles generally accepted in the United States of America.

We are required to communicate with those charged with governance regarding, among other matters, the planned scope and timing of the audit, significant audit findings, and certain internal control-related matters that we identified during the audit.

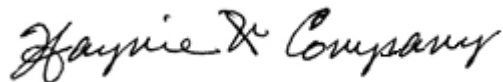
Other Matter - Supplemental Schedule Required by ERISA

The supplemental schedule of Schedule H, Line 4i – Schedule of Assets (Held at End of Year) is presented for purposes of additional analysis and is not a required part of the financial statements but are supplementary information required by the Department of Labor's Rules and Regulations for Reporting and Disclosure under ERISA. Such information is the responsibility of management and was derived from and relates directly to the underlying accounting and other records used to prepare the financial statements. The information included in the supplemental schedule, other than that agreed to or derived from the certified investment information, has been subjected to auditing procedures applied in the audits of the financial statements and certain additional procedures, including comparing and reconciling such information directly to the underlying accounting and other records used to prepare the financial statements or to the financial statements themselves, and other additional procedures in accordance with generally accepted auditing standards. For information included in the supplemental schedule that agreed to or is derived from the certified investment information, we compared such information to the related certified investment information.

In forming our opinion on the supplemental schedule, we evaluated whether the supplemental schedule, other than the information agreed to or derived from the certified investment information, including their form and content, is presented in conformity with the Department of Labor's Rules and Regulations for Reporting and Disclosure under ERISA.

In our opinion—

- the form and content of the supplemental schedule, other than the information in the supplemental schedule that agreed to or is derived from the certified investment information, is presented, in all material respects, in conformity with the Department of Labor's Rules and Regulations for Reporting and Disclosure under ERISA.
- the information in the supplemental schedule related to assets held by and certified to by a qualified institution agrees to, or is derived from, in all material respects, the information prepared and certified by an institution that management determined meets the requirements of ERISA Section 103(a)(3)(C).



Haynie & Company
San Antonio, Texas
October 10, 2025

Financial Statements

Sonterra Medical Management Group
Profit Sharing 401(k) Plan
Statements of Net Assets Available for Benefits
December 31, 2024 and 2023

	2024	2023
Assets		
Investments at Fair Value:	\$ 58,214,488	\$ 50,992,520
Receivables:		
Employer, Profit Sharing and Safe Harbor	680,281	805,132
Participants, Deferrals	-	45,692
Notes Receivable from Participants	549,749	452,596
Total Receivables	1,230,030	1,303,420
Cash, Non-Interest Bearing	88,775	82,874
Total Assets	59,533,293	52,378,814
Net Assets Available for Benefits	\$ 59,533,293	\$ 52,378,814

The accompanying notes are an integral part of these financial statements.

Sonterra Medical Management Group
Profit sharing 401(k) Plan
Statement of Changes in Net Assets Available for Benefits
Year Ended December 31, 2024

Additions to Net Assets Attributed to:

Investment Income:

Net Appreciation in Fair Value of Investments	\$ 4,984,855
Interest and Dividend Income	<u>1,904,374</u>

Total Investment Income	<u>6,889,229</u>
-------------------------	------------------

Interest Income on Notes Receivable from Participants	39,707
---	--------

Contributions:

Participant Deferrals	2,360,390
Participant Rollovers	116,746
Employer Profit Sharing	1,202,094
Employer Safe Harbor Non-Elective	<u>1,222,109</u>

Total Contributions	<u>4,901,339</u>
---------------------	------------------

Other	<u>3,811</u>
-------	--------------

Total Additions to Net Assets	<u>11,834,086</u>
-------------------------------	-------------------

Deductions from Net Assets Attributed to:

Benefits Paid to Participants	4,358,567
Administrative Fees	<u>321,040</u>

Total Deductions from Net Assets	<u>4,679,607</u>
----------------------------------	------------------

Net Increase in Net Assets	7,154,479
----------------------------	-----------

Net Assets Available for Benefits Beginning of Year	<u>52,378,814</u>
--	-------------------

Net Assets Available for Benefits End of Year	<u><u>\$ 59,533,293</u></u>
--	-----------------------------

The accompanying notes are an integral part of these financial statements.

Sonterra Medical Management Group
Profit Sharing 401(k) Plan
Notes to Financial Statements
December 31, 2024 and 2023

1. Description of Plan

The following brief description of the Sonterra Medical Management Group Profit Sharing 401(k) Plan ("the Plan") is provided for general information purposes only. Participants should refer to the Plan agreement for a more complete description of the Plan's provisions.

General

The Plan is a defined contribution 401(k) plan covering substantially all employees of the Sonterra Medical Management Group, Inc., Orthopaedic Surgery Center of San Antonio, L.P., and several adopting professional associations ("Company") who have completed 6 months of employment are age twenty-one (21) or older. Participation in the Plan commences on the first day of the month coinciding with or next following the date service requirements are met. The Plan is subject to the provisions of the Employee Retirement Income Security Act of 1974 ("ERISA").

Contributions

Each year, participants may contribute up to the lesser of 100% of annual compensation or up to the \$23,000 contribution limit for plan year 2024, as defined in the Plan. Participants who have attained age 50 before the end of the Plan year are eligible to make catch-up contributions. Participants may also contribute amounts representing distributions from other qualified defined benefit or contribution plans. Participants direct the investments of their contributions into various investment options or a self-directed brokerage account offered by the Plan. The Plan currently offers various mutual funds, common stocks, bonds, government securities, and interest-bearing accounts as investment options for participants. The Plan includes a traditional automatic contribution arrangement provision whereby all newly eligible employees are automatically enrolled in the Plan, unless they affirmatively elect not to participate, with a default deferral rate set at 4% of eligible compensation. The Company may also make discretionary matching and profit-sharing contributions and non-elective safe harbor contributions. The Company did make profit-sharing and non-elective safe harbor contributions for the year ended December 31, 2024 in the amounts of \$1,202,094 and \$1,222,109, respectively. The profit sharing and non-elective safe harbor contributions made on behalf of each participant were based on the participant's compensation, as determined according to the Plan's provisions and job classification. Contributions are subject to certain statutory limitations.

Funding Policy

It is the policy of the Plan Sponsor to remit the employee contributions as soon as administratively possible.

Sonterra Medical Management Group
Profit Sharing 401(k) Plan
Notes to Financial Statements
December 31, 2024 and 2023

1. Description of Plan (Continued)

Participant Accounts

Each participant's account is credited with the participant's contribution and allocations of (a) the Company's profit sharing and matching contribution and, (b) Plan earnings (losses), and charged with an allocation of any administrative expenses paid by the Plan. Allocations are based on participant earnings or account balances, as defined. The benefit to which a participant is entitled is the benefit that can be provided from the participant's vested account.

Vesting

Participants are immediately vested in their contributions and their rollover contributions into the plan plus actual earnings thereon. Upon completion of three full years of service, a participant whose employment terminates other than by retirement, death or disability is entitled to 100% of the employer's matching contributions. A participant is 50% vested in the employer's profit-sharing contributions after three years of service, then increases by 25% per year until 100% vested after five years of service. A participant is 100% vested at all times in the employer's non-elective safe harbor contributions.

Notes Receivable from Participants

Participants may borrow from \$1,000 up to a maximum of the lesser of 1) \$50,000 reduced by any outstanding loans from the Plan, or 2) 50% of their vested account balance. The loans are secured by the balance in the participant's account and bear interest at fixed rate as determined by the Plan administrator which is the Federal prime rate plus 1% at the date of the loan origination. All loans must be repaid within 5 years except in limited circumstances such as the purchase or repair of a participant's primary residence. Principal and interest are paid ratably through payroll deductions.

Payment of Benefits

Benefits are paid in a lump sum if the vested account balance does not exceed \$5,000. If the vested account balance exceeds \$5,000, the benefits are paid in either a lump sum or installments, where installments are only permitted for participants or beneficiaries who must receive required minimum distributions under Code 401(a)(9). The participant or beneficiary is entitled to a benefit equal to the vested balance and non-forfeitable interest in his/her account as of the distribution date. If a participant terminates due to death, disability, or normal retirement, the participant becomes 100% vested in the account balance.

Sonterra Medical Management Group
Profit Sharing 401(k) Plan
Notes to Financial Statements
December 31, 2024 and 2023

1. Description of Plan (Continued)

Forfeitures

Forfeitures are created when participants terminate employment before becoming entitled to their full benefits under the Plan. Forfeited amounts are used to reduce the Company's profit-sharing and non-elective safe harbor contributions to the Plan. Unallocated forfeitures at December 31, 2024 and 2023 were \$107,303 and \$85, respectively.

Terminated Employees with Vested Benefits

As of December 31, 2024, there were 18 participants with vested balances totaling \$513,951 that remained in the Plan at year-end. The benefit payments are not reflected in the financial statements until benefit claims have been processed and approved for payment.

2. Summary of Significant Accounting Policies

Basis of Accounting

The financial statements of the Plan have been prepared on the accrual basis of accounting.

Investments held by a defined contribution plan are required to be reported at fair value, except for fully-benefit responsive investment contracts. Contract value is the relevant measure for that portion of the net assets available for benefits of a defined contribution plan attributable to fully-benefit responsive investments contracts because contract value is the amount participants normally would receive if they were to initiate permitted transaction under the terms of the plan. The Plan did not hold any investments measured at contract value as of or during the years ended December 31, 2024.

Use of Estimates

The preparation of financial statements in accordance with accounting principles generally accepted in the United States of America ("GAAP") requires the plan administrator to make estimates and assumptions that affect the reported amounts of assets and liabilities and changes therein, and disclosures of contingent assets and liabilities. Accordingly, actual results may differ from those estimates.

Sonterra Medical Management Group
Profit Sharing 401(k) Plan
Notes to Financial Statements
December 31, 2024 and 2023

2. Summary of Significant Accounting Policies (Continued)

Investment Valuation and Income Recognition

The Plan's investments are reported at fair value. Fair value is the price that would be received to sell an asset or paid to transfer a liability in an orderly transaction between market participants at the measurement date. The Plan's collective trust fund investments are valued at their net asset value per unit as a practical expedient as reported by the fund manager of the collective trust.

Purchases and sales of securities are recorded on a trade-date basis. Interest income is recorded on the accrual basis. Dividends are recorded on the ex-dividend date. Net appreciation includes the plan's gains and losses on investments bought and sold as well as held during the year.

Notes Receivable from Participants

Notes receivable from participants are measured at their unpaid principal balance plus any accrued but unpaid interest. Interest income is recorded on the accrual basis. No allowance for credit losses has been recorded as of December 31, 2024. If a participant does not make loan repayments and the plan administrator considers the participant loan to be in default, the loan balance is reduced, and the delinquent participant note receivable is recorded as a benefit payment based on the terms of the Plan document.

Notes receivable from participants have been classified as an investment asset for Form 5500 reporting purposes and, accordingly, have been included as an investment in the supplemental schedule, Schedule H, Line 4i – Schedule of Assets (Held at End of Year).

Payment of Benefits

Benefits are recorded when paid.

Expenses

Certain expenses of maintaining the Plan are paid by the Company and are therefore excluded from these financial statements. Investment-related expenses are included in net depreciation in fair value of investments. Fees for the administration of notes receivable from participants are included in administrative expenses and charged directly to the participant's account.

Sonterra Medical Management Group
Profit Sharing 401(k) Plan
Notes to Financial Statements
December 31, 2024 and 2023

3. Certification of Plan Trustee

The following information, which Matrix Trust Company, the trustee of the Plan, has certified as complete and accurate, has not been subject to audit procedures:

- Investments in mutual funds, cash, interest-bearing cash, U.S. Government Securities, Corporate Debt Instruments (Other than Employer Securities) – Preferred, Corporate Debt Instruments (Other Than Employer Securities), Corporate Stocks (Other Than Employer Securities) – Common, Value of Interest in Common / Collective Trusts, Value of Interest in Registered Investment Companies, Value of Funds Held in Other General Investments, notes receivable from participants, net appreciation (depreciation) in investments, and other investment income.
- Interest income from notes receivable from participants.
- Information presented in the accompanying supplemental schedule.

Accordingly, as permitted by 29 CFR 2520.103-8 of the Department of Labor’s Rules and Regulations for Reporting and Disclosure under ERISA, the Plan’s independent auditors did not perform auditing procedures with respect to the above referenced information certified by the trustee which appears throughout the Plan’s financial statements and supplemental schedule.

4. Fair Value Measurements

The fair value measurement accounting literature establishes a framework for measuring fair value in accordance with accounting principles generally accepted in the United States of America. That framework provides a fair value hierarchy that prioritizes the inputs to valuation techniques used to measure fair value. The hierarchy gives the highest priority to unadjusted quoted prices in active markets for identical assets or liabilities (Level 1 measurements) and the lowest priority to unobservable inputs (Level 3 measurements). The three levels of the fair value hierarchy under FASB ASC 820 are described below:

Level 1

Inputs to the valuation methodology are unadjusted quoted prices for identical assets or liabilities in active markets that the Plan has the ability to access.

Level 2

Inputs to the valuation methodology include:

- Quoted prices for similar assets or liabilities in active markets;
- Quoted prices for identical or similar assets or liabilities in inactive markets;
Inputs other than quoted prices that are observable for the asset of liability;
- Inputs that are derived principally from or corroborated by observable market data by correlation or other means.

Sonterra Medical Management Group
Profit Sharing 401(k) Plan
Notes to Financial Statements
December 31, 2024 and 2023

4. Fair Value Measurements (Continued)

If the asset or liability has a specified (contractual) term, Level 2 input must be observable for substantially the full term of the asset or liability.

Level 3

Inputs to the valuation methodology are unobservable and significant to the fair value measurement.

The asset or liability's fair value measurement level within the fair value hierarchy is based on the lowest level of any input that is significant to the fair value measurement. Valuation techniques used need to maximize the use of observable inputs and minimize the use of unobservable inputs.

Following is a description of the valuation methodologies used for major categories of investments measured at fair value:

Level 1 Fair Value Measurements

Self-directed brokerage accounts

Accounts primarily consist of mutual funds, common stocks, interest bearing cash, US governmental securities, and corporate bonds that are valued as described in this section.

Common stocks

Valued at the closing price reported on the active market on which the individual securities are traded.

Corporate bonds

Valued using pricing models maximizing the use of observable inputs for similar securities. This includes basing value on yields currently available on comparable securities of issuers with similar credit ratings.

Mutual Funds

Mutual funds are valued at the daily closing price as reported by the fund. Mutual funds held by the Plan are open-end mutual funds that are registered with the Securities and Exchange Commission. These funds are required to publish their daily net asset value (NAV) and to transact at that price. The mutual funds held by the Plan are deemed to be actively traded.

Sonterra Medical Management Group
Profit Sharing 401(k) Plan
Notes to Financial Statements
December 31, 2024 and 2023

4. Fair Value Measurements (Continued)

Level 1 Fair Value Measurements (continued)

Interest-bearing Cash

Interest-bearing cash is held primarily in short-term money market funds, which are valued at cost plus accrued interest.

U.S. Government Securities

U.S. government securities are valued using pricing models maximizing the use of observable inputs for similar securities.

Common Collective Trusts

The Putnam Stable Value 25bps is a stable value fund invested in high-quality guaranteed investment contracts and similar contracts issued by insurance companies, banks, and other financial institutions. The Plan's investment is valued at the net asset value of units of the collective trust. The net asset value is used as a practical expedient to estimate fair value. This practical expedient would not be used if it is determined to be probable that the fund will sell the investment for an amount different from the reported net asset value. These net asset-based investment have been excluded from the fair value hierarchy.

The methods above may produce a fair value calculation that may not be indicative of net realizable value or reflective of future fair values. Furthermore, while the Plan believes its valuation methods are appropriate and consistent with other market participants, the use of different methodologies or assumptions to determine the fair value of certain financial instruments could result in a different fair value measurement at the reporting date.

**Sonterra Medical Management Group
Profit Sharing 401(k) Plan
Notes to Financial Statements
December 31, 2024 and 2023**

4. Fair Value Measurements (Continued)

The following tables set forth by level, within the fair value hierarchy, the Plan's investments at fair values as of December 31, 2024:

	Fair Value Hierarchy Level			Assets Measured at Fair Value
	Level 1	Level 2	Level 3	
Mutual Funds	\$ 49,220,206	\$ -	\$ -	\$ 49,220,206
Self-Directed Brokerage Accounts	8,119,610	-	-	8,119,610
Total Assets in Fair Value Hierarchy	<u>\$ 57,339,816</u>	<u>\$ -</u>	<u>\$ -</u>	<u>57,339,816</u>
Investment Measured at NAV (a)				874,672
Total Investments at Fair Value				<u>\$ 58,214,488</u>

The following tables set forth by level, within the fair value hierarchy, the Plan's investments at fair values as of December 31, 2023:

	Fair Value Hierarchy Level			Assets Measured at Fair Value
	Level 1	Level 2	Level 3	
Mutual Funds	\$ 42,197,251	\$ -	\$ -	\$ 42,197,251
Self-Directed Brokerage Accounts	7,601,097	-	-	7,601,097
Total Assets in Fair Value Hierarchy	<u>\$ 49,798,348</u>	<u>\$ -</u>	<u>\$ -</u>	<u>49,798,348</u>
Investment Measured at NAV (a)				1,194,172
Total Investments at Fair Value				<u>\$ 50,992,520</u>

- (a) Investments in common collective trusts are measured at fair value using the net asset value per share (or its equivalent) as a practical expedient have not been classified in the fair value hierarchy. The fair value amounts presented in the above referenced table is intended to permit a reconciliation of the fair value hierarchy to the line items presented in the statements of net assets available for benefits.

Sonterra Medical Management Group
Profit Sharing 401(k) Plan
Notes to Financial Statements
December 31, 2024 and 2023

5. Related-Party Transactions and Party-Interest Transactions

Plan investments are managed by Matrix Trust Company, the trustee, who provides participant accounting and, therefore transactions with the trustee qualify as party-in-interest transactions. Such transactions are permitted under the provisions of the Plan and are exempt from the prohibition of party-in-interest transactions under ERISA.

The Plan has notes receivable from participants at December 31, 2024 and 2023. As a result, these receivables and all transactions relating to these receivables qualify as party-in-interest transactions under ERISA.

6. Tax Status

The Company adopted the OneAmerica Financial Partners, Inc. Non-Standardized Pre-Approved Profit-Sharing Plan with CODA, which received a favorable opinion letter from the Internal Revenue Service (IRS) on August 19, 2020 which stated that the Plan is designed in accordance with applicable section of the Internal Revenue Code (IRC). Although the Plan has been amended since receiving the opinion letter, the Plan administrator and the Plan's tax counsel believe that the Plan is designed, and is currently being operated, in accordance with the applicable requirements of the IRC, and therefore, believe that the Plan is qualified, and the related trust is tax-exempt.

Accounting principles generally accepted in the United States of America require Plan management to evaluate tax positions taken by the Plan and recognize a tax liability (or asset) if the Plan has taken an uncertain position that more likely than not would not be sustained upon examination by the IRS. The Plan is subject to routine audits by taxing jurisdictions; however, there are currently no audits for any tax periods in progress. The plan administrator has analyzed the tax position taken by the plan has concluded that as of December 31, 2024, there are no uncertain positions taken nor expected to be taken that would require recognition of a liability (or asset) or disclosure in the financial statements. Tax years that remain subject to examination are 2022 and forward.

7. Risk and Uncertainties

The Plan invests in various investment securities. Investment securities are exposed to various risks, such as interest rate, market, and credit risks. Due to the level of risk associated with certain investment securities, it is at least reasonably possible that changes in the values of investment securities will occur in the near term and that such changes could materially affect participants' account balances, and the amounts reported in the statements of net assets available for benefits.

Sonterra Medical Management Group
Profit Sharing 401(k) Plan
Notes to Financial Statements
December 31, 2024 and 2023

8. Plan Termination

Although it has not expressed any intent to do so, the Company has the right under the Plan to discontinue its contributions at any time and to terminate the plan subject to the provisions of the Employee Retirement Income Security Act. In the event of Plan termination, participants will become one hundred percent (100%) vested.

9. Subsequent Events

Subsequent events were evaluated through October 10, 2024, the date which these financial statements were available to be issued. During this period, the Company was not aware of any material subsequent events requiring disclosure, with the exception of one event that is deemed necessary to report.

On January 2, 2025, Voya Financial, Inc. (“Voya”) completed the acquisition of the retirement plan business of OneAmerica. As part of this transaction, the retirement plan services previously administered by OneAmerica have been transferred to and are now managed by Voya. This acquisition aligns with Voya’s strategic focus on expanding its retirement services platform and is expected to enhance service capabilities and operational efficiencies.

Supplemental Information

Sonterra Medical Management Group
Profit Sharing 401(k) Plan
Schedule H, Line 4i – Schedule of Assets (Held at End of Year)
As of December 31, 2024
EIN 74-3006020 Plan Number 001

(a)	(b)	(c)	(d)	(e)
<i>Identity of issuer, borrower, lessor or similar party</i>	<i>Description of investment, including maturity date, rate of interest, collateral, par or maturity value</i>		<i>Cost</i>	<i>Current Value</i>
<i>Non-Interest Bearing Cash</i>				
* Cash		Cash	**	88,775
				88,775
<i>Interest-Bearing Cash</i>				
* Morgan Stanley		Morgan Stanley Cash Account	**	(258)
* Merrill Lynch		Merrill Lynch Cash Account	**	848
* Pershing		Pershing Money Market Account	**	33,284
* Schwab		Schwab Cash Account	**	198,337
				232,211
<i>U.S Government Securities</i>				
* US Treasury Note/Bond		US Treasury Note/Bond		34,010
* Fannie Mae Ma3286		Fannie Mae Ma3286		4,575
* US Treasury Note/Bond		US Treasury Note/Bond		4,978
* FNMA Note		FNMA Note		2,220
* US Treasury Note/Bond		US Treasury Note/Bond		3,678
* US Treasury Note/Bond		US Treasury Note/Bond		3,809
* US Treasury Note/Bond		US Treasury Note/Bond		958
* US Treasury When Issued Note/Bond		US Treasury When Issued Note/Bond		4,927
* US Treasury When Issued Note/Bond		US Treasury When Issued Note/Bond		1,893
* US Treasury Note/Bond		US Treasury Note/Bond		952
* US Treasury Note/Bond		US Treasury Note/Bond		3,533
* US Treasury Note/Bond		US Treasury Note/Bond		1,911
* US Treasury Note/Bond		US Treasury Note/Bond		2,084
* US Treasury Note/Bond		US Treasury Note/Bond		3,026
* US Treasury Note/Bond		US Treasury Note/Bond		2,045
* US Treasury Note/Bond		US Treasury Note/Bond		4,365
* US Treasury Note/Bond		US Treasury Note/Bond		5,626
* US Treasury Note/Bond		US Treasury Note/Bond		9,458
* US Treasury Note/Bond		US Treasury Note/Bond		1,426
* US Treasury Note/Bond		US Treasury Note/Bond		1,954
* US Treasury Note/Bond		US Treasury Note/Bond		4,180
* Fannie Mae Ma4548		Fannie Mae Ma4548		677
* Fannie Mae Ma4355		Fannie Mae Ma4355		1,849
* Freddie Mac Sd8151		Freddie Mac Sd8151		1,794
* Fannie Mae Ma4398		Fannie Mae Ma4398		1,880
* Fannie Mae Ma4549		Fannie Mae Ma4549		3,364

See Independent Auditor's Report.

Sonterra Medical Management Group
Profit Sharing 401(k) Plan
Schedule H, Line 4i – Schedule of Assets (Held at End of Year)
As of December 31, 2024
EIN 74-3006020 Plan Number 001

(a)	(b)	(c)	(d)	(e)
<i>Identity of issuer, borrower, lessor or similar party</i>	<i>Description of investment, including maturity date, rate of interest, collateral, par or maturity value</i>		<i>Cost</i>	<i>Current Value</i>
<i>U.S Government Securities - (continued)</i>				
*	Freddie Mac Sd8193	Freddie Mac Sd8193	**	3,327
*	Fannie Mae Ma4598	Fannie Mae Ma4598	**	2,128
*	Government National Mortgage A Ma8098	Government National Mortgage A Ma8098	**	3,597
*	FHLMC Super 30 yr	FHLMC Super 30 yr	**	3,117
*	Fannie Mae Ma4730	Fannie Mae Ma4730	**	2,269
*	Fannie Mae Ma4782	Fannie Mae Ma4782	**	3,170
*	US Treasury Note/Bond	US Treasury Note/Bond	**	3,255
*	Freddie Mac Sd6706	Freddie Mac Sd6706	**	4,661
*	US Treasury Note/Bond	US Treasury Note/Bond	**	3,656
*	US Treasury When Issued Note/Bond	US Treasury When Issued Note/Bond	**	4,576
				144,928
<i>Corporate Debt Instruments (Other Than Employer Securities) - Preferred</i>				
*	3M Company	3M Company	**	24,916
*	Wells Fargo & Company	Wells Fargo & Company	**	2,992
*	Westpac Banking Corp	Westpac Banking Corp	**	2,991
*	Exxon Mobil Corporation	Exxon Mobil Corporation	**	19,936
*	Bank Of Nova Scotia	Bank Of Nova Scotia	**	2,988
*	Oracle Corp	Oracle Corp	**	2,974
*	Walmart Inc	Walmart Inc	**	29,842
*	Simon Property Group LP	Simon Property Group LP	**	3,976
*	Virginia Elec & Power Co	Virginia Elec & Power Co	**	3,940
*	Toronto-Dominion Bank	Toronto-Dominion Bank	**	9,449
*	Honda Motor Co Ltd	Honda Motor Co Ltd	**	3,823
*	John Deere Capital Corp	John Deere Capital Corp	**	4,022
*	Thermo Fisher Scientific	Thermo Fisher Scientific	**	5,042
*	Intel Corp	Intel Corp	**	6,156
*	Philip Morris Intl Inc	Philip Morris Intl Inc	**	7,037
*	Blackrock Inc	Blackrock Inc	**	4,454
*	Comcast Corp	Comcast Corp	**	6,748
*	Metlife Inc	Metlife Inc	**	2,022

See Independent Auditor's Report.

Sonterra Medical Management Group
Profit Sharing 401(k) Plan
Schedule H, Line 4i – Schedule of Assets (Held at End of Year)
As of December 31, 2024
EIN 74-3006020 Plan Number 001

(a)	(b)	(c)	(d)	(e)
Identity of issuer, borrower, lessor or similar party	Description of investment, including maturity date, rate of interest, collateral, par or maturity value	Cost	Current Value	
<i>Corporate Debt Instruments (Other Than Employer Securities) - Preferred (Continued)</i>				
*	Truist Financial Corp	Truist Financial Corp	**	4,722
*	Anheuser-Busch Inbev Fin	Anheuser-Busch Inbev Fin	**	6,611
				154,641
<i>Corporate Debt Instruments (Other Than Employer Securities) - All Other</i>				
*	Energy Transfer Partners	Energy Transfer Partners	**	6,986
*	Abbvie Inc	Abbvie Inc	**	2,988
*	Nisource Inc	Nisource Inc	**	5,852
*	Entergy Corp	Entergy Corp	**	6,807
*	Express Scripts Holding	Express Scripts Holding	**	1,995
*	Morgan Stanley Fr	Morgan Stanley Fr	**	3,994
*	CSX Corp	CSX Corp	**	8,701
*	American Express Co	American Express Co	**	3,790
*	Broadcom Crp / Caymn Fi	Broadcom Crp / Caymn Fi	**	4,920
*	General Motors Finl Co	General Motors Finl Co	**	3,956
*	Capital One Financial Co	Capital One Financial Co	**	3,906
*	Toyota Motor Credit Corp	Toyota Motor Credit Corp	**	2,903
*	Royal Bank Of Canada	Royal Bank Of Canada	**	4,885
*	Goldman Sachs Group Inc	Goldman Sachs Group Inc	**	2,847
*	Anthem Inc	Anthem Inc	**	2,933
*	CVS Health Corp	CVS Health Corp	**	3,878
*	Pfizer Investment Enter	Pfizer Investment Enter	**	2,973
*	Kinder Morgan Inc	Kinder Morgan Inc	**	3,989
*	AT&T Inc	AT&T Inc	**	6,847
*	Starbucks Corp	Starbucks Corp	**	5,252
*	Nvidia Corp	Nvidia Corp	**	6,413
*	Wells Fargo & Company	Wells Fargo & Company	**	4,484
*	Verizon Communications	Verizon Communications	**	1,723
*	Oracle Corp	Oracle Corp	**	3,520
*	Humana Inc	Humana Inc	**	3,967

See Independent Auditor's Report.

Sonterra Medical Management Group
Profit Sharing 401(k) Plan
Schedule H, Line 4i – Schedule of Assets (Held at End of Year)
As of December 31, 2024
EIN 74-3006020 Plan Number 001

(a)	(b)	(c)	(d)	(e)
<i>Identity of issuer, borrower, lessor or similar party</i>	<i>Description of investment, including maturity date, rate of interest, collateral, par or maturity value</i>	<i>Cost</i>	<i>Current Value</i>	
<i>Corporate Debt Instruments (Other Than Employer Securities) - All Other (Continued)</i>				
*	Jpmorgan Chase & Co	Jpmorgan Chase & Co	**	4,973
*	UnitedHealth Group	UnitedHealth Group	**	6,190
*	Amazon.Com Inc	Amazon.Com Inc	**	7,938
*	Shell International Fin	Shell International Fin	**	3,265
				132,875
<i>Corporate Stocks (Other Than Employer Securities) - Common</i>				
*	3I Group PLC-Unspon ADR	3I Group PLC-Unspon ADR	**	2,873
*	Aaon Inc	Aaon Inc	**	10,003
*	Aar Corp	Aar Corp	**	4,620
*	Abb Ltd Spons ADR	Abb Ltd Spons ADR	**	6,520
*	Abbott Laboratories	Abbott Laboratories	**	5,828
*	Abbvie Inc	Abbvie Inc	**	16,423
*	Accenture PLC	Accenture PLC	**	7,201
*	Adidas Ag-Spon ADR	Adidas Ag-Spon ADR	**	1,948
*	Adobe Inc	Adobe Inc	**	33,512
*	Advanced Energy Ind Inc	Advanced Energy Ind Inc	**	5,230
*	Advanced Micro Devices	Advanced Micro Devices	**	9,119
*	Adyen Nv-Unspon ADR	Adyen Nv-Unspon ADR	**	677
*	Aegon Ltd	Aegon Ltd	**	884
*	Aercap Holdings NV	Aercap Holdings NV	**	23,894
*	Aes Corp	Aes Corp	**	5,714
*	Agilysys Inc	Agilysys Inc	**	5,553
*	Agree Realty Corp	Agree Realty Corp	**	1,550
*	Aia Group Ltd Spon ADR	Aia Group Ltd Spon ADR	**	1,816
*	Air Liquide Adr France ADR	Air Liquide Adr France ADR	**	2,322
*	Air Products & Chemicals Inc	Air Products & Chemicals Inc	**	7,818
*	Akamai Technologies	Akamai Technologies	**	4,400
*	Akzo Nobel Sponsored ADR NV	Akzo Nobel Sponsored ADR NV	**	14,384
*	Alarm.Com Holdings Inc	Alarm.Com Holdings Inc	**	4,195
*	Albany Intl Corp Cl A	Albany Intl Corp Cl A	**	3,759
*	Albemarle Corp	Albemarle Corp	**	3,788
*	Alcon Inc	Alcon Inc	**	3,502

See Independent Auditor's Report.

Sonterra Medical Management Group
Profit Sharing 401(k) Plan
Schedule H, Line 4i – Schedule of Assets (Held at End of Year)
As of December 31, 2024
EIN 74-3006020 Plan Number 001

(a)	(b)	(c)	(d)	(e)
<i>Identity of issuer, borrower, lessor or similar party</i>	<i>Description of investment, including maturity date, rate of interest, collateral, par or maturity value</i>	<i>Cost</i>	<i>Current Value</i>	
<i>Corporate Stocks (Other Than Employer Securities) - Common (continued)</i>				
*	Alexandria Real Estate	Alexandria Real Estate	**	3,630
*	Alibaba Group Holding-Sp ADR	Alibaba Group Holding-Sp ADR	**	4,612
*	Align Technology Inc.	Align Technology Inc.	**	2,287
*	Allison Transmission Holding	Allison Transmission Holding	**	26,090
*	Ally Financial Inc	Ally Financial Inc	**	2,895
*	Alnylam Pharmaceuticals Inc	Alnylam Pharmaceuticals Inc	**	1,941
*	Alphabet Inc CL A	Alphabet Inc CL A	**	104,863
*	Alphabet Inc CL C	Alphabet Inc CL C	**	118,355
*	Alstom Sa-Unspon ADR	Alstom Sa-Unspon ADR	**	23,625
*	Amazon Com Inc	Amazon Com Inc	**	216,861
*	American Homes 4 Rent- A	American Homes 4 Rent- A	**	2,582
*	American International Group	American International Group	**	2,407
*	American Tower REIT Inc	American Tower REIT Inc	**	15,773
*	American Water Works Co Inc	American Water Works Co Inc	**	2,362
*	Americold Realty Trust Inc	Americold Realty Trust Inc	**	1,926
*	Ameriprise Financial Inc	Ameriprise Financial Inc	**	12,745
*	Amgen Inc	Amgen Inc	**	2,830
*	Amkor Technology Inc.	Amkor Technology Inc.	**	2,595
*	Amphenol CL A	Amphenol CL A	**	38,267
*	Analog Devices Inc	Analog Devices Inc	**	32,133
*	Ansys Inc.	Ansys Inc.	**	11,193
*	Aon PLC	Aon PLC	**	3,592
*	Appfolio Inc	Appfolio Inc	**	12,710
*	Apple Inc	Apple Inc	**	95,169
*	Applied Material	Applied Material	**	4,747
*	Aptargroup Inc	Aptargroup Inc	**	16,462
*	Aptiv PLC	Aptiv PLC	**	6,229
*	Arcelormittal ADR	Arcelormittal ADR	**	7,448
*	Archrock Inc	Archrock Inc	**	4,082
*	Argenx Se - ADR	Argenx Se - ADR	**	5,095
*	Arista Networks Inc	Arista Networks Inc	**	44,212
*	Arm Holdings PLC	Arm Holdings PLC	**	641
*	Armstrong World Industries	Armstrong World Industries	**	26,810
*	Ascendis Pharma A/S ADR	Ascendis Pharma A/S ADR	**	1,256

See Independent Auditor's Report.

Sonterra Medical Management Group
Profit Sharing 401(k) Plan
Schedule H, Line 4i – Schedule of Assets (Held at End of Year)
As of December 31, 2024
EIN 74-3006020 Plan Number 001

(a)	(b)	(c)	(d)	(e)
<i>Identity of issuer, borrower, lessor or similar party</i>	<i>Description of investment, including maturity date, rate of interest, collateral, par or maturity value</i>		<i>Cost</i>	<i>Current Value</i>
<i>Corporate Stocks (Other Than Employer Securities) - Common (continued)</i>				
* Ase Technology Hldg Co Ltd ADR		Ase Technology Hldg Co Ltd ADR	**	9,436
* Asics Corp Unsp ADR		Asics Corp Unsp ADR	**	1,153
* ASM International-NY Reg Shs		ASM International-NY Reg Shs	**	1,707
* Asml Holding Nv		Asml Holding Nv	**	30,857
* Astrazeneca Plc Sponsored ADR		Astrazeneca Plc Sponsored ADR	**	16,506
* Atlas Copco Ab-Spons ADR A		Atlas Copco Ab-Spons ADR A	**	2,144
* Atlassian Corp Plc CL A		Atlassian Corp Plc CL A	**	6,517
* Atmos Energy Corp		Atmos Energy Corp	**	8,724
* Autodesk Inc		Autodesk Inc	**	21,840
* Automatic Data Processing		Automatic Data Processing	**	6,723
* Avalonbay Communities Inc.		Avalonbay Communities Inc.	**	1,760
* Avantor Inc		Avantor Inc	**	7,754
* Avnet Inc		Avnet Inc	**	6,121
* Axis Capital Holdings Ltd		Axis Capital Holdings Ltd	**	12,381
* Axos Financial Inc		Axos Financial Inc	**	2,897
* Azenta Inc		Azenta Inc	**	1,446
* Bae Systems Plc Spon ADR (baes.Y)		Bae Systems Plc Spon ADR (baes.Y)	**	1,136
* Baidu Inc		Baidu Inc	**	1,412
* Baker Hughes Co		Baker Hughes Co	**	5,086
* Balchem Corp		Balchem Corp	**	7,621
* Ball Corp		Ball Corp	**	16,263
* Banco Bilbao Vizcaya ADR		Banco Bilbao Vizcaya ADR	**	3,198
* Banco Macro SA - ADR		Banco Macro SA - ADR	**	2,661
* Bank Central Asia Unsp ADR		Bank Central Asia Unsp ADR	**	3,562
* Bank Of America Corp		Bank Of America Corp	**	3,296
* Bank Rakyat Indonesia-Un ADR		Bank Rakyat Indonesia-Un ADR	**	2,480
* Barclays Plc ADR		Barclays Plc ADR	**	22,652
* Barnes Group Inc (acquired 01/27/25)		Barnes Group Inc (acquired 01/27/25)	**	670
* Barrick Gold Corp		Barrick Gold Corp	**	5,394
* Bath & Body Works Inc		Bath & Body Works Inc	**	11,670
* Baxter Intl Inc		Baxter Intl Inc	**	5,453
* BDO Unibank Inc-Spon ADR		BDO Unibank Inc-Spon ADR	**	3,261
* Beiersdorf AG-Unsp ADR		Beiersdorf AG-Unsp ADR	**	7,601
* Bellring Brands Inc		Bellring Brands Inc	**	9,388

See Independent Auditor's Report.

Sonterra Medical Management Group
Profit Sharing 401(k) Plan
Schedule H, Line 4i – Schedule of Assets (Held at End of Year)
As of December 31, 2024
EIN 74-3006020 Plan Number 001

(a)	(b)	(c)	(d)	(e)
<i>Identity of issuer, borrower, lessor or similar party</i>	<i>Description of investment, including maturity date, rate of interest, collateral, par or maturity value</i>		<i>Cost</i>	<i>Current Value</i>
<i>Corporate Stocks (Other Than Employer Securities) - Common (continued)</i>				
* Berkley W R Corp		Berkley W R Corp	**	22,296
* Berkshire Hathaway Inc Cl B		Berkshire Hathaway Inc Cl B	**	44,093
* Bio-Techne Corp		Bio-Techne Corp	**	17,575
* Biogen Inc		Biogen Inc	**	8,455
* Biolife Solutions Inc		Biolife Solutions Inc	**	1,526
* Blackbaud Inc		Blackbaud Inc	**	5,174
* Blackline Inc		Blackline Inc	**	3,082
* BlackRock Inc		BlackRock Inc	**	14,517
* Blackstone Inc		Blackstone Inc	**	2,608
* Block Inc A (xyz 01/21/25)		Block Inc A (xyz 01/21/25)	**	6,430
* Blue Owl Capital Inc		Blue Owl Capital Inc	**	29,075
* Blueprint Medicines Corp		Blueprint Medicines Corp	**	819
* Boeing Company		Boeing Company	**	33,272
* Booking Holdings Inc		Booking Holdings Inc	**	49,371
* Borg Warner Automotive Inc		Borg Warner Automotive Inc	**	3,529
* Boston Beer Co Inc A		Boston Beer Co Inc A	**	707
* Boston Scientific		Boston Scientific	**	35,728
* Box Inc - Class A		Box Inc - Class A	**	5,088
* Boyd Gaming Corp		Boyd Gaming Corp	**	2,321
* Bp Plc Spons Adr		Bp Plc Spons Adr	**	11,558
* Brambles Ltd-Sponsored ADR		Brambles Ltd-Sponsored ADR	**	1,889
* Bright Horizons Family Solut		Bright Horizons Family Solut	**	3,769
* Bristol-Myers Squibb Co		Bristol-Myers Squibb Co	**	6,165
* Broadcom Ltd		Broadcom Ltd	**	28,980
* Broadridge Financial Solutions		Broadridge Financial Solutions	**	6,104
* Brown Forman Corp CL B		Brown Forman Corp CL B	**	5,236
* Bruker Corp		Bruker Corp	**	16,941
* Bureau Veritas Sa - ADR		Bureau Veritas Sa - ADR	**	2,833
* BWX Technologies Inc		BWX Technologies Inc	**	39,543
* BXP Inc		BXP Inc	**	5,369
* Cabot Corp		Cabot Corp	**	5,479
* Cactus Inc - A		Cactus Inc - A	**	1,598
* Cadence Design Systems Inc		Cadence Design Systems Inc	**	10,285
* Caesars Entertainment Inc		Caesars Entertainment Inc	**	1,838
* Canadian Pacific Kansas City Ltd		Canadian Pacific Kansas City Ltd	**	24,666

See Independent Auditor's Report.

Sonterra Medical Management Group
Profit Sharing 401(k) Plan
Schedule H, Line 4i – Schedule of Assets (Held at End of Year)
As of December 31, 2024
EIN 74-3006020 Plan Number 001

(a)	(b)	(c)	(d)	(e)
<i>Identity of issuer, borrower, lessor or similar party</i>	<i>Description of investment, including maturity date, rate of interest, collateral, par or maturity value</i>	<i>Cost</i>	<i>Current Value</i>	
<i>Corporate Stocks (Other Than Employer Securities) - Common (continued)</i>				
* Capgemini Se - Unsponsor ADR	Capgemini Se - Unsponsor ADR	**	2,467	
* Capital One Financial Corp Com	Capital One Financial Corp Com	**	13,025	
* Capitec Bank Holdings Lt-ADR	Capitec Bank Holdings Lt-ADR	**	2,802	
* Carmax Inc	Carmax Inc	**	9,484	
* Casella Waste Systems	Casella Waste Systems	**	14,602	
* Caterpillar Inc	Caterpillar Inc	**	8,459	
* Cava Group Inc	Cava Group Inc	**	192	
* CBIZ Inc	CBIZ Inc	**	2,152	
* CBRE Group Inc	CBRE Group Inc	**	46,976	
* Centene Corp	Centene Corp	**	5,634	
* Certara Inc	Certara Inc	**	3,461	
* CF Industries Holdings Inc	CF Industries Holdings Inc	**	11,045	
* Charles Riv Labs Intl	Charles Riv Labs Intl	**	5,723	
* Check Point Software Techs Ltd	Check Point Software Techs Ltd	**	26,962	
* Cheesecake Factory Inc	Cheesecake Factory Inc	**	5,788	
* Chevron Corp	Chevron Corp	**	22,892	
* Chipotle Mexican Grill CL A	Chipotle Mexican Grill CL A	**	3,520	
* Chubb Ltd	Chubb Ltd	**	1,658	
* Churchill Downs Inc	Churchill Downs Inc	**	21,686	
* CIE Financiere Rich-Unsp ADR	CIE Financiere Rich-Unsp ADR	**	1,670	
* Cincinnatti Financial Corp	Cincinnatti Financial Corp	**	14,805	
* Cisco Systems Inc	Cisco Systems Inc	**	6,135	
* Citigroup Inc	Citigroup Inc	**	23,306	
* Citizens Financial Group	Citizens Financial Group	**	7,276	
* Coca-Cola Company	Coca-Cola Company	**	10,503	
* Cognizant Tech Solutns Cl. A	Cognizant Tech Solutns Cl. A	**	12,033	
* Colgate-Palmolive	Colgate-Palmolive	**	7,456	
* Commerce Bancshares	Commerce Bancshares	**	1,150	
* Compass Group Plc-Spon ADR	Compass Group Plc-Spon ADR	**	7,482	
* Concentrix Corp	Concentrix Corp	**	3,354	
* Conmed Corp	Conmed Corp	**	3,354	
* Constellation Brands Cl. A	Constellation Brands Cl. A	**	19,997	
* Construction Partners Inc CL A	Construction Partners Inc CL A	**	13,004	
* Continental Ag Spons Adr	Continental Ag Spons Adr	**	965	

See Independent Auditor's Report.

Sonterra Medical Management Group
Profit Sharing 401(k) Plan
Schedule H, Line 4i – Schedule of Assets (Held at End of Year)
As of December 31, 2024
EIN 74-3006020 Plan Number 001

(a)	(b)	(c)	(d)	(e)
		<i>Description of investment, including</i>		
<i>Identity of issuer, borrower, lessor or similar</i>		<i>maturity date, rate of interest, collateral,</i>		
<i>party</i>		<i>par or maturity value</i>	<i>Cost</i>	<i>Current Value</i>
<i>Corporate Stocks (Other Than Employer Securities) - Common (continued)</i>				
*	Copart Inc	Copart Inc	**	24,620
*	COPT Defense Properties	COPT Defense Properties	**	2,813
*	Core Laboratories Inc	Core Laboratories Inc	**	2,925
*	Corteva Inc	Corteva Inc	**	3,423
*	Costar Group Inc	Costar Group Inc	**	16,108
*	Costco Wholesale Corp-New	Costco Wholesale Corp-New	**	52,728
*	Coterra EnerCoterra Energy Inc	Coterra EnerCoterra Energy Inc	**	10,079
*	Cracker Barrel Old Country Store Inc	Cracker Barrel Old Country Store Inc	**	1,956
*	Credicorp Ltd	Credicorp Ltd	**	3,612
*	Crh PLC	Crh PLC	**	4,367
*	Croda International-Uns Adr	Croda International-Uns Adr	**	1,258
*	Crowdstrike Holdings Inc - A	Crowdstrike Holdings Inc - A	**	71,854
*	Crown Castle Inc	Crown Castle Inc	**	22,722
*	CSX Corp	CSX Corp	**	11,875
*	Cts Corp.	Cts Corp.	**	3,849
*	Cullen Frost Bankers	Cullen Frost Bankers	**	1,728
*	Cummins Inc	Cummins Inc	**	10,458
*	CVS Health Corp	CVS Health Corp	**	2,731
*	Cyber-Ark Software Ltd/Israe	Cyber-Ark Software Ltd/Israe	**	36,647
*	D R Horton Inc.	D R Horton Inc.	**	6,189
*	Danaher Corp Del	Danaher Corp Del	**	9,667
*	Danone Spons ADR	Danone Spons ADR	**	3,038
*	Darden Restaurants Inc	Darden Restaurants Inc	**	10,828
*	Darling Ingredients Inc	Darling Ingredients Inc	**	4,279
*	DBS Group Hldgs Ltd Spon ADR	DBS Group Hldgs Ltd Spon ADR	**	2,049
*	Deere & Co.	Deere & Co.	**	2,119
*	Descartes Systems Grp/The	Descartes Systems Grp/The	**	8,861
*	Deutsche Boerse Ag Unspn ADR	Deutsche Boerse Ag Unspn ADR	**	2,780
*	Deutsche Telekom Ag Sponsored Adr	Deutsche Telekom Ag Sponsored Adr	**	3,563
*	Diageo Plc Sposored Adr New	Diageo Plc Sposored Adr New	**	35,126
*	Diamondback Energy Inc	Diamondback Energy Inc	**	3,668
*	Digi Intl Inc	Digi Intl Inc	**	3,053
*	Digital Realty Trust Inc	Digital Realty Trust Inc	**	12,590
*	Diodes Inc	Diodes Inc	**	3,363

See Independent Auditor's Report.

Sonterra Medical Management Group
Profit Sharing 401(k) Plan
Schedule H, Line 4i – Schedule of Assets (Held at End of Year)
As of December 31, 2024
EIN 74-3006020 Plan Number 001

(a)	(b)	(c)	(d)	(e)
<i>Identity of issuer, borrower, lessor or similar party</i>	<i>Description of investment, including maturity date, rate of interest, collateral, par or maturity value</i>	<i>Cost</i>	<i>Current Value</i>	
<i>Corporate Stocks (Other Than Employer Securities) - Common (continued)</i>				
* Diploma Plc-Unsp Adr	Diploma Plc-Unsp Adr	**	1,067	
* Disco Corp-Unsponsored ADR	Disco Corp-Unsponsored ADR	**	957	
* Disney Walt Co	Disney Walt Co	**	52,257	
* Docusign Inc	Docusign Inc	**	1,428	
* Dollar Tree Inc	Dollar Tree Inc	**	13,839	
* Donaldson Inc	Donaldson Inc	**	2,492	
* Doordash Inc A	Doordash Inc A	**	593	
* Dorman Products Inc	Dorman Products Inc	**	3,259	
* Doubleverify Holdings Inc	Doubleverify Holdings Inc	**	3,016	
* Dun & Bradstreet Holdings In	Dun & Bradstreet Holdings In	**	25,593	
* Eastman Chemical Co.	Eastman Chemical Co.	**	4,275	
* Eaton Corp PLC	Eaton Corp PLC	**	54,150	
* Ecolab Inc	Ecolab Inc	**	20,157	
* Edwards Lifesciences	Edwards Lifesciences	**	12,412	
* Electric De Portugal	Electric De Portugal	**	1,972	
* Electronic Arts	Electronic Arts	**	6,673	
* Eli Lilly & Company	Eli Lilly & Company	**	76,071	
* Embraer Empresa Brasil Sp Adr Pfd	Embraer Empresa Brasil Sp Adr Pfd	**	1,997	
* Emerson Electric Co	Emerson Electric Co	**	7,578	
* Endava PLC Spon ADR	Endava PLC Spon ADR	**	2,719	
* Enel Spa ADR	Enel Spa ADR	**	9,678	
* Enersys Inc	Enersys Inc	**	4,159	
* Engie ADR	Engie ADR	**	2,235	
* ENN Energy Holdings-Unsp ADR	ENN Energy Holdings-Unsp ADR	**	1,394	
* Entegris Inc	Entegris Inc	**	30,724	
* Enterprise Financial Service	Enterprise Financial Service	**	4,625	
* Eog Resources Inc	Eog Resources Inc	**	11,430	
* Epam Systems Inc	Epam Systems Inc	**	2,474	
* Epiroc Ab-Unsp ADR	Epiroc Ab-Unsp ADR	**	1,476	
* Eplus Inc	Eplus Inc	**	3,906	
* Equinix Inc	Equinix Inc	**	15,499	
* Equity Lifestyle Properties REIT	Equity Lifestyle Properties REIT	**	3,354	
* Ericsson L M Telephone Co ADR B	Ericsson L M Telephone Co ADR B	**	1,241	
* Esco Electronics Corp	Esco Electronics Corp	**	5,994	

See Independent Auditor's Report.

Sonterra Medical Management Group
Profit Sharing 401(k) Plan
Schedule H, Line 4i – Schedule of Assets (Held at End of Year)
As of December 31, 2024
EIN 74-3006020 Plan Number 001

(a)	(b)	(c)	(d)	(e)
<i>Identity of issuer, borrower, lessor or similar party</i>	<i>Description of investment, including maturity date, rate of interest, collateral, par or maturity value</i>	<i>Cost</i>	<i>Current Value</i>	
<i>Corporate Stocks (Other Than Employer Securities) - Common (continued)</i>				
*	Essex Property Trust Inc	Essex Property Trust Inc	**	10,473
*	Estee Lauder Cos Cl A	Estee Lauder Cos Cl A	**	1,340
*	Exlservice Holdings Inc	Exlservice Holdings Inc	**	11,361
*	Expeditors Intl Wash	Expeditors Intl Wash	**	4,652
*	Experian Group LTD - Spon ADR	Experian Group LTD - Spon ADR	**	1,709
*	Exponet Inc.	Exponet Inc.	**	7,884
*	Expro Group Holdings Nv	Expro Group Holdings Nv	**	2,669
*	Extra Space Storage Inc	Extra Space Storage Inc	**	4,189
*	Exxon-Mobil Corporation	Exxon-Mobil Corporation	**	7,156
*	Factset Resh System Inc.	Factset Resh System Inc.	**	24,919
*	Fanuc Ltd Unsp ADR	Fanuc Ltd Unsp ADR	**	13,822
*	Fastenal Co	Fastenal Co	**	24,031
*	Fedex Corp	Fedex Corp	**	5,064
*	Ferrari NV	Ferrari NV	**	2,407
*	Fidelity National Information	Fidelity National Information	**	28,456
*	First Merchants Corp	First Merchants Corp	**	4,787
*	FirstCash Inc	FirstCash Inc	**	4,558
*	Firstservice Corp	Firstservice Corp	**	2,634
*	Flextronics Ltd	Flextronics Ltd	**	18,696
*	Floor & Decor Holdings Inc-A	Floor & Decor Holdings Inc-A	**	6,355
*	Flowserve Corp	Flowserve Corp	**	7,132
*	Formfactor Inc	Formfactor Inc	**	6,732
*	Foschini Group - Unsp ADR	Foschini Group - Unsp ADR	**	2,796
*	Four Corners Property Trust	Four Corners Property Trust	**	3,501
*	Fox Factory Holding Corp	Fox Factory Holding Corp	**	1,062
*	Franklin Electric Inc.	Franklin Electric Inc.	**	6,276
*	Futu Holdings Ltd ADR	Futu Holdings Ltd ADR	**	767
*	Galaxy Entertainmen-Unsp ADR	Galaxy Entertainmen-Unsp ADR	**	1,406
*	Gatx Corp	Gatx Corp	**	12,552
*	GE Healthcare Technologies Inc	GE Healthcare Technologies Inc	**	4,925
*	General Dynamics Corp	General Dynamics Corp	**	2,342
*	General Motors Co	General Motors Co	**	37,182
*	Genpact Ltd	Genpact Ltd	**	10,538
*	Givaudan Unsp ADR	Givaudan Unsp ADR	**	2,056

See Independent Auditor's Report.

Sonterra Medical Management Group
Profit Sharing 401(k) Plan
Schedule H, Line 4i – Schedule of Assets (Held at End of Year)
As of December 31, 2024
EIN 74-3006020 Plan Number 001

(a)	(b)	(c)	(d)	(e)
<i>Identity of issuer, borrower, lessor or similar party</i>	<i>Description of investment, including maturity date, rate of interest, collateral, par or maturity value</i>	<i>Cost</i>	<i>Current Value</i>	
<i>Corporate Stocks (Other Than Employer Securities) - Common (continued)</i>				
* Global Pmts Inc	Global Pmts Inc	**	7,735	
* Globus Medical Inc - A	Globus Medical Inc - A	**	8,685	
* Goldman Sachs Group Inc	Goldman Sachs Group Inc	**	31,494	
* Goosehead Insurance Inc -A	Goosehead Insurance Inc -A	**	14,260	
* Grocery Outlet Holding Corp	Grocery Outlet Holding Corp	**	1,545	
* Grupo Financiero Banorte SPONS ADR	Grupo Financiero Banorte SPONS ADR	**	4,245	
* Grupo Financiero Galicia-Adr	Grupo Financiero Galicia-Adr	**	2,853	
* Guidewire Software Inc	Guidewire Software Inc	**	10,409	
* Haleon Plc Spon Ads	Haleon Plc Spon Ads	**	1,558	
* Hamilton Lane Inc-Class A	Hamilton Lane Inc-Class A	**	2,361	
* Harmony Gold Mns Adr	Harmony Gold Mns Adr	**	1,108	
* HDFC Bank Ltd Adr	HDFC Bank Ltd Adr	**	6,293	
* Healthcare Realty Trust Inc	Healthcare Realty Trust Inc	**	3,390	
* Healthequity Inc	Healthequity Inc	**	5,313	
* Heartland Financial USA Inc (umbf 0/03/25)	Heartland Financial USA Inc (umbf 0/03/25)	**	4,966	
* Heico Corp New Cl A	Heico Corp New Cl A	**	14,655	
* Heineken NV - Spn Adr	Heineken NV - Spn Adr	**	7,893	
* Helen Of Troy Corp Ltd	Helen Of Troy Corp Ltd	**	1,852	
* Helmerich & Payne	Helmerich & Payne	**	3,490	
* Henkel KGAA Sponsored ADR PFD	Henkel KGAA Sponsored ADR PFD	**	1,422	
* Hermes Intl-Unsponsored ADR	Hermes Intl-Unsponsored ADR	**	1,597	
* Hess Corp	Hess Corp	**	5,453	
* Hexagon AB Unsp ADR	Hexagon AB Unsp ADR	**	776	
* Hexcel Corp New	Hexcel Corp New	**	5,079	
* Highwoods Pptys Inc	Highwoods Pptys Inc	**	2,263	
* Hologic Inc	Hologic Inc	**	5,551	
* Home Depot Incorporated	Home Depot Incorporated	**	69,428	
* Honeywell International	Honeywell International	**	8,517	
* Horace Mann Eductr Cp	Horace Mann Eductr Cp	**	2,118	
* Host Hotels & Resorts Inc	Host Hotels & Resorts Inc	**	2,225	
* Houlihan Lokey Inc	Houlihan Lokey Inc	**	11,373	
* Hoya Corp-Sponsored ADR	Hoya Corp-Sponsored ADR	**	4,693	
* Hubspot Inc	Hubspot Inc	**	2,506	
* Humana Inc.	Humana Inc.	**	3,298	

See Independent Auditor's Report.

Sonterra Medical Management Group
Profit Sharing 401(k) Plan
Schedule H, Line 4i – Schedule of Assets (Held at End of Year)
As of December 31, 2024
EIN 74-3006020 Plan Number 001

(a)	(b)	(c)	(d)	(e)
<i>Identity of issuer, borrower, lessor or similar party</i>	<i>Description of investment, including maturity date, rate of interest, collateral, par or maturity value</i>		<i>Cost</i>	<i>Current Value</i>
<i>Corporate Stocks (Other Than Employer Securities) - Common (continued)</i>				
* Huntington Ingalls Industries		Huntington Ingalls Industries	**	6,061
* I3 Verticals Inc-Class A		I3 Verticals Inc-Class A	**	2,281
* Icici Bank Ltd - Spon Adr		Icici Bank Ltd - Spon Adr	**	6,868
* Icon Plc		Icon Plc	**	10,675
* Idex Corp		Idex Corp	**	6,063
* Illinois Tool Works Inc.		Illinois Tool Works Inc.	**	23,948
* Illumina Inc		Illumina Inc	**	4,410
* IMCD Group Nv - Unsp ADR		IMCD Group Nv - Unsp ADR	**	2,005
* Incyte Corporation		Incyte Corporation	**	6,424
* Inditex-Unspon ADR		Inditex-Unspon ADR	**	5,156
* Infineon Technologies		Infineon Technologies	**	14,626
* Infosys Tech Ltd Spd Adr		Infosys Tech Ltd Spd Adr	**	1,154
* ING Groep N V		ING Groep N V	**	2,446
* Inpost SA - Unsp ADR		Inpost SA - Unsp ADR	**	4,208
* Integer Holdings Corp		Integer Holdings Corp	**	6,493
* Intercontinental Exchange Inc		Intercontinental Exchange Inc	**	23,991
* Intesa Sanpaolo - Spon ADR		Intesa Sanpaolo - Spon ADR	**	3,195
* Intl Business Machines Inc		Intl Business Machines Inc	**	9,864
* Intuit		Intuit	**	24,123
* Intuitive Surgical		Intuitive Surgical	**	72,299
* Invitation Homes Inc		Invitation Homes Inc	**	6,266
* IQVIA Holdings Inc		IQVIA Holdings Inc	**	7,076
* Iron Mountain Inc		Iron Mountain Inc	**	5,571
* ITAU Unibanco Banco Multi ADR		ITAU Unibanco Banco Multi ADR	**	1,994
* J & J Snack Foods Corp		J & J Snack Foods Corp	**	4,189
* James Hardie Inds Spons Adr		James Hardie Inds Spons Adr	**	1,386
* Johnson & Johnson		Johnson & Johnson	**	12,836
* Jones Lang Lasalle Inc		Jones Lang Lasalle Inc	**	7,084
* JPMorgan Chase & Co		JPMorgan Chase & Co	**	62,514
* K T Corp Spon Adr		K T Corp Spon Adr	**	1,060
* Kbc Groep Nv-Unsp Adr		Kbc Groep Nv-Unsp Adr	**	2,160
* Kering SA Unsponsored ADR		Kering SA Unsponsored ADR	**	24,261
* Keysight Technologies Inc		Keysight Technologies Inc	**	38,230
* Kimco Realty Corp		Kimco Realty Corp	**	2,788

See Independent Auditor's Report.

Sonterra Medical Management Group
Profit Sharing 401(k) Plan
Schedule H, Line 4i – Schedule of Assets (Held at End of Year)
As of December 31, 2024
EIN 74-3006020 Plan Number 001

(a)	(b)	(c)	(d)	(e)
<i>Identity of issuer, borrower, lessor or similar party</i>	<i>Description of investment, including maturity date, rate of interest, collateral, par or maturity value</i>	<i>Cost</i>	<i>Current Value</i>	
<i>Corporate Stocks (Other Than Employer Securities) - Common (continued)</i>				
*	Kinder Morgan Inc	Kinder Morgan Inc	**	5,206
*	Kinsale Capital Group Inc	Kinsale Capital Group Inc	**	20,991
*	KLA Corp	KLA Corp	**	9,141
*	Koninklijke Philips El	Koninklijke Philips El	**	6,295
*	Kroger Co	Kroger Co	**	6,237
*	L Oreal Co Adr	L Oreal Co Adr	**	2,619
*	Laboratory Corp Of America Holdings	Laboratory Corp Of America Holdings	**	6,650
*	Lamar Advertising Co A	Lamar Advertising Co A	**	1,704
*	Lamb Weston Holdings Inc	Lamb Weston Holdings Inc	**	12,573
*	Lemaitre Vascular Inc	Lemaitre Vascular Inc	**	4,331
*	Lennar Corp	Lennar Corp	**	7,659
*	Lennox Intl Inc	Lennox Intl Inc	**	22,191
*	Lenovo Group Ltd ADR	Lenovo Group Ltd ADR	**	2,423
*	Li Ning Co Ltd-Unspon ADR	Li Ning Co Ltd-Unspon ADR	**	1,192
*	Linde PLC	Linde PLC	**	9,351
*	Lineage Inc	Lineage Inc	**	820
*	Littelfuse Inc.	Littelfuse Inc.	**	4,006
*	Live Nation Entertainment Inc	Live Nation Entertainment Inc	**	6,672
*	Lkq Corp	Lkq Corp	**	5,035
*	Lloyds Banking Group PLC ADR	Lloyds Banking Group PLC ADR	**	2,162
*	London Stock Exchg-Unsp ADR	London Stock Exchg-Unsp ADR	**	13,421
*	Lowes Co Inc	Lowes Co Inc	**	23,909
*	Lvmh Moet Hennessy Adr	Lvmh Moet Hennessy Adr	**	2,858
*	M&T Bank Corp	M&T Bank Corp	**	21,135
*	MakeMyTrip Ltd	MakeMyTrip Ltd	**	3,491
*	Mandiri Persero ADR	Mandiri Persero ADR	**	1,600
*	Markel Group Inc	Markel Group Inc	**	36,325
*	Marten Transport Ltd	Marten Transport Ltd	**	2,732
*	Martin Marietta Materials	Martin Marietta Materials	**	21,508
*	Masco Corp	Masco Corp	**	26,270
*	Mastercard Inc A	Mastercard Inc A	**	49,492
*	Match Group Inc	Match Group Inc	**	3,009
*	Mcdonalds Corp	Mcdonalds Corp	**	6,891
*	Medpace Holdings Inc	Medpace Holdings Inc	**	5,057

See Independent Auditor's Report.

Sonterra Medical Management Group
Profit Sharing 401(k) Plan
Schedule H, Line 4i – Schedule of Assets (Held at End of Year)
As of December 31, 2024
EIN 74-3006020 Plan Number 001

(a)	(b)	(c)	(d)	(e)
<i>Identity of issuer, borrower, lessor or similar party</i>	<i>Description of investment, including maturity date, rate of interest, collateral, par or maturity value</i>		<i>Cost</i>	<i>Current Value</i>
<i>Corporate Stocks (Other Than Employer Securities) - Common (continued)</i>				
* Medtronic PLC		Medtronic PLC	**	7,542
* Mercadolibre Inc		Mercadolibre Inc	**	6,997
* Merck & Company Inc		Merck & Company Inc	**	39,579
* Merck KGAA ADR		Merck KGAA ADR	**	1,460
* Meritage Homes Corp		Meritage Homes Corp	**	4,307
* Mesa Laboratories Inc		Mesa Laboratories Inc	**	1,319
* Meta Platforms Inc		Meta Platforms Inc	**	124,755
* Metlife Inc		Metlife Inc	**	6,965
* Mettler Toledo Intl		Mettler Toledo Intl	**	8,541
* Michelin (Cgde) Unspn ADR		Michelin (Cgde) Unspn ADR	**	2,262
* Microchip Technology		Microchip Technology	**	11,701
* Microsoft Corporation		Microsoft Corporation	**	143,943
* Mitsubishi UFJ Financial ADR		Mitsubishi UFJ Financial ADR	**	5,274
* Mitsui Fudosan Unspn ADR		Mitsui Fudosan Unspn ADR	**	1,126
* Mizuho Financial Group - ADR		Mizuho Financial Group - ADR	**	2,465
* Moelis & Co		Moelis & Co	**	21,209
* Mondelez International Inc		Mondelez International Inc	**	4,544
* Monolithic Power Sys Inc		Monolithic Power Sys Inc	**	8,025
* Monotaro Co Ltd - Unsp ADR		Monotaro Co Ltd - Unsp ADR	**	612
* Monster Beverage Corp		Monster Beverage Corp	**	13,874
* Moody's Corp		Moody's Corp	**	17,382
* Moog Inc Class A		Moog Inc Class A	**	6,920
* Motorola Solutions Inc		Motorola Solutions Inc	**	16,587
* MSCI Inc		MSCI Inc	**	7,888
* MTU Aero Engin Unspn ADR		MTU Aero Engin Unspn ADR	**	3,148
* Murata Manufactur Unspn ADR		Murata Manufactur Unspn ADR	**	5,441
* Murphy Oil Corp		Murphy Oil Corp	**	5,417
* Neogen Corp		Neogen Corp	**	1,445
* Nestle SA Sponsored ADR Registered (NSRGY)		Nestle SA Sponsored ADR Registered (NSR	**	10,603
* NetEase Inc		NetEase Inc	**	5,848
* Netflix Inc		Netflix Inc	**	31,570
* Newmarket Corp		Newmarket Corp	**	13,793
* Nextera Energy Inc		Nextera Energy Inc	**	10,595
* Nextracker Inc-CI A		Nextracker Inc-CI A	**	2,836

See Independent Auditor's Report.

Sonterra Medical Management Group
Profit Sharing 401(k) Plan
Schedule H, Line 4i – Schedule of Assets (Held at End of Year)
As of December 31, 2024
EIN 74-3006020 Plan Number 001

(a)	(b)	(c)	(d)	(e)
<i>Identity of issuer, borrower, lessor or similar party</i>	<i>Description of investment, including maturity date, rate of interest, collateral, par or maturity value</i>		<i>Cost</i>	<i>Current Value</i>
<i>Corporate Stocks (Other Than Employer Securities) - Common (continued)</i>				
* Nike Inc.		Nike Inc.	**	3,859
* Nintendo Ltd Adr New Japan		Nintendo Ltd Adr New Japan	**	10,812
* Nitori Hldgs Co Ltd-Unsp ADR		Nitori Hldgs Co Ltd-Unsp ADR	**	1,965
* Nomura Research Ins-Unsp ADR		Nomura Research Ins-Unsp ADR	**	2,731
* Norfolk Southern Co.		Norfolk Southern Co.	**	19,950
* Northern Trust Corp		Northern Trust Corp	**	3,383
* NOV Inc		NOV Inc	**	4,497
* Novanta Inc		Novanta Inc	**	7,605
* Novartis Ag Sponsored ADR		Novartis Ag Sponsored ADR	**	5,216
* Novo-Nordisk As		Novo-Nordisk As	**	15,841
* NV5 Global Inc		NV5 Global Inc	**	1,809
* Nvidia Corp		Nvidia Corp	**	290,888
* NXP Semiconductors Nv		NXP Semiconductors Nv	**	24,651
* O Reilly Automotive Inc		O Reilly Automotive Inc	**	41,148
* Oceaneering Intl Inc		Oceaneering Intl Inc	**	4,929
* Okta Inc		Okta Inc	**	1,549
* Old Dominion Freight Line		Old Dominion Freight Line	**	26,104
* Ollie'S Bargain Outlet Holdi		Ollie'S Bargain Outlet Holdi	**	6,145
* Olympus Corp - ADR		Olympus Corp - ADR	**	2,023
* Omega Healthcare Invs		Omega Healthcare Invs	**	4,012
* One Gas Inc		One Gas Inc	**	4,570
* Oneok Inc		Oneok Inc	**	6,526
* Onto Innovations Inc		Onto Innovations Inc	**	9,924
* Option Care Health Inc		Option Care Health Inc	**	1,171
* Oracle Corp		Oracle Corp	**	67,656
* Organon & Co		Organon & Co	**	5,222
* Oshkosh Corp		Oshkosh Corp	**	1,414
* Otis Worldwide Corp		Otis Worldwide Corp	**	19,758
* Pacs Group Inc		Pacs Group Inc	**	406
* Pagueguro Digital Ltd-C1 A		Pagueguro Digital Ltd-C1 A	**	1,559
* Palantir Technologies Inc A		Palantir Technologies Inc A	**	37,815
* Palomar Holdings Inc		Palomar Holdings Inc	**	1,795
* Pampa Energia SA-Spon ADR		Pampa Energia SA-Spon ADR	**	2,192
* Parker Hannifin Corp		Parker Hannifin Corp	**	15,931

See Independent Auditor's Report.

Sonterra Medical Management Group
Profit Sharing 401(k) Plan
Schedule H, Line 4i – Schedule of Assets (Held at End of Year)
As of December 31, 2024
EIN 74-3006020 Plan Number 001

(a)	(b)	(c)	(d)	(e)
		<i>Description of investment, including Identity of issuer, borrower, lessor or similar party</i>	<i>maturity date, rate of interest, collateral, par or maturity value</i>	<i>Cost Current Value</i>
<i>Corporate Stocks (Other Than Employer Securities) - Common (continued)</i>				
*	Parsons Corp	Parsons Corp	**	8,767
*	Paycom Software Inc	Paycom Software Inc	**	25,967
*	Paylocity Holding Corp	Paylocity Holding Corp	**	963
*	Paypal Holdings Inc	Paypal Holdings Inc	**	11,010
*	Pebblebrook Hotel Trust	Pebblebrook Hotel Trust	**	1,748
*	Pepsico Inc	Pepsico Inc	**	25,180
*	Permian Resources Corp	Permian Resources Corp	**	11,504
*	Pernod Ricard Sa - Spon ADR	Pernod Ricard Sa - Spon ADR	**	1,349
*	Perrigo Co PLC	Perrigo Co PLC	**	5,245
*	Pfizer Incorporated	Pfizer Incorporated	**	10,373
*	Pg&e Corp	Pg&e Corp	**	10,090
*	Philip Morris International	Philip Morris International	**	26,699
*	Ping An Insurance ADR	Ping An Insurance ADR	**	2,235
*	Pinnacle Financial Partners	Pinnacle Financial Partners	**	6,711
*	Piraeus Financial-Unsp ADR	Piraeus Financial-Unsp ADR	**	2,382
*	Plexus Corp.	Plexus Corp.	**	5,164
*	Pnc Financial Svc Group	Pnc Financial Svc Group	**	7,616
*	Popular Inc	Popular Inc	**	6,253
*	Post Holdings Inc	Post Holdings Inc	**	20,270
*	Procter & Gamble Co	Procter & Gamble Co	**	24,601
*	Progressive Corp	Progressive Corp	**	60,331
*	Prologis Inc	Prologis Inc	**	10,359
*	Prosus NV Spon ADR	Prosus NV Spon ADR	**	889
*	Prudential Corp Adr	Prudential Corp Adr	**	12,640
*	Pt Telecom Indonesia Sp Adr	Pt Telecom Indonesia Sp Adr	**	938
*	Public Service Enterprise Group Inc.	Public Service Enterprise Group Inc.	**	3,718
*	Public Storage	Public Storage	**	5,390
*	Publicis Groupe Adr	Publicis Groupe Adr	**	1,877
*	Puma Se - Un-sponsored ADR	Puma Se - Un-sponsored ADR	**	1,151
*	PVH Corp	PVH Corp	**	7,403
*	Qifu Technology Inc ADR	Qifu Technology Inc ADR	**	1,791
*	Qualcomm	Qualcomm	**	19,920
*	Quest Diagnostics Inc	Quest Diagnostics Inc	**	9,437
*	Raymond James Finl Inc	Raymond James Finl Inc	**	8,388

See Independent Auditor's Report.

Sonterra Medical Management Group
Profit Sharing 401(k) Plan
Schedule H, Line 4i – Schedule of Assets (Held at End of Year)
As of December 31, 2024
EIN 74-3006020 Plan Number 001

(a)	(b)	(c)	(d)	(e)
<i>Identity of issuer, borrower, lessor or similar party</i>	<i>Description of investment, including maturity date, rate of interest, collateral, par or maturity value</i>		<i>Cost</i>	<i>Current Value</i>
<i>Corporate Stocks (Other Than Employer Securities) - Common (continued)</i>				
* RBC Bearings Inc		RBC Bearings Inc	**	8,974
* Realty Income Corp		Realty Income Corp	**	2,724
* Reckitt Benckiser-Spon ADR		Reckitt Benckiser-Spon ADR	**	18,499
* Recruit Holdings Co Ltd-ADR		Recruit Holdings Co Ltd-ADR	**	1,662
* Regeneron Pharma Inc		Regeneron Pharma Inc	**	9,705
* Reinsurance Group of America A		Reinsurance Group of America A	**	15,583
* Relx PLC - Spon ADR		Relx PLC - Spon ADR	**	9,288
* Renaissance Re Holdings		Renaissance Re Holdings	**	6,220
* Renesas Electro-Unspon ADR		Renesas Electro-Unspon ADR	**	19,260
* Rentokil Initial Plc Spon ADR		Rentokil Initial Plc Spon ADR	**	772
* Repligen Corp.		Repligen Corp.	**	10,099
* Roche Hldg Ltd -Spons Adr		Roche Hldg Ltd -Spons Adr	**	11,441
* Rocket Lab USA Inc		Rocket Lab USA Inc	**	2,080
* Rockwell International		Rockwell International	**	3,870
* Rolls Royce Group Plc Sponsored Adr		Rolls Royce Group Plc Sponsored Adr	**	23,619
* Ross Stores Inc		Ross Stores Inc	**	15,221
* Royal Bank Of Canada		Royal Bank Of Canada	**	6,040
* Royal Caribbean Cruises Ltd Is		Royal Caribbean Cruises Ltd Is	**	10,616
* Rpm International Inc		Rpm International Inc	**	2,566
* RTX Corp		RTX Corp	**	15,831
* Rwe Aktiengesllschaf - Sp Adr		Rwe Aktiengesllschaf - Sp Adr	**	2,487
* Rxsight Inc		Rxsight Inc	**	14,612
* Ryanair Holdings Plc-Sp ADR		Ryanair Holdings Plc-Sp ADR	**	2,267
* Ryder System Inc		Ryder System Inc	**	4,549
* S&P Global Inc		S&P Global Inc	**	26,011
* Sabre Corp		Sabre Corp	**	4,884
* Safran Sa-Unspon ADR		Safran Sa-Unspon ADR	**	2,152
* Salesforce Inc		Salesforce Inc	**	59,336
* Sampo Oyj A Shs Unsp ADR		Sampo Oyj A Shs Unsp ADR	**	1,903
* Sands China Ltd-Unspons Adr		Sands China Ltd-Unspons Adr	**	2,098
* Sap Aktiengesellschaft Adr		Sap Aktiengesellschaft Adr	**	22,440
* SBA Communications Corp		SBA Communications Corp	**	1,223
* Schlumberger Ltd		Schlumberger Ltd	**	8,280
* Schneider Elect Sa ADR		Schneider Elect Sa ADR	**	3,313

See Independent Auditor's Report.

Sonterra Medical Management Group
Profit Sharing 401(k) Plan
Schedule H, Line 4i – Schedule of Assets (Held at End of Year)
As of December 31, 2024
EIN 74-3006020 Plan Number 001

(a)	(b)	(c)	(d)	(e)
<i>Identity of issuer, borrower, lessor or similar party</i>	<i>Description of investment, including maturity date, rate of interest, collateral, par or maturity value</i>	<i>Cost</i>	<i>Current Value</i>	
<i>Corporate Stocks (Other Than Employer Securities) - Common (continued)</i>				
*	Schneider National Inc-Cl B	Schneider National Inc-Cl B	**	5,270
*	Scotts Miracle-Gro Co Cl A	Scotts Miracle-Gro Co Cl A	**	10,349
*	Scp Pool Corp	Scp Pool Corp	**	17,663
*	Sea Ltd-ADR	Sea Ltd-ADR	**	4,300
*	Sealed Air Corp	Sealed Air Corp	**	3,112
*	Sei Investments Co	Sei Investments Co	**	5,279
*	Semiconductor Corporation	Semiconductor Corporation	**	9,331
*	Shell PLC ADR A	Shell PLC ADR A	**	4,961
*	Shin Etsu Chemical Un-sponsored ADR	Shin Etsu Chemical Un-sponsored ADR	**	1,239
*	Shopify Inc A	Shopify Inc A	**	41,501
*	Siemens AG ADR	Siemens AG ADR	**	3,095
*	Siemens Healthineer-Unsp ADR	Siemens Healthineer-Unsp ADR	**	1,789
*	Simon Pty Group Inc	Simon Pty Group Inc	**	10,677
*	Siteone Landscape Supply Inc	Siteone Landscape Supply Inc	**	12,479
*	Skyworks Solutions Inc	Skyworks Solutions Inc	**	15,044
*	SMC Corp-Sponsored ADR	SMC Corp-Sponsored ADR	**	1,388
*	Snap On Inc	Snap On Inc	**	7,129
*	Sonoco Products Co	Sonoco Products Co	**	3,224
*	Sony Corp ADR New	Sony Corp ADR New	**	13,661
*	SouthState Corp	SouthState Corp	**	6,068
*	Southwest Airlines Company	Southwest Airlines Company	**	6,421
*	Spotify Technology Sa	Spotify Technology Sa	**	1,289
*	Sps Commerce Inc	Sps Commerce Inc	**	6,665
*	SPX Technologies Inc	SPX Technologies Inc	**	11,032
*	Staar Surgical Co New	Staar Surgical Co New	**	1,014
*	Stag Industrial Inc	Stag Industrial Inc	**	3,889
*	Standard Bank Group Spon ADR	Standard Bank Group Spon ADR	**	1,966
*	Starbucks Corp.	Starbucks Corp.	**	27,193
*	Steris PLC	Steris PLC	**	17,485
*	Stifel Financial Corp	Stifel Financial Corp	**	15,700
*	Straumann Holding Ag-Uns ADR	Straumann Holding Ag-Uns ADR	**	1,440
*	Structure Therapeutics Inc	Structure Therapeutics Inc	**	306
*	Stryker Corporation	Stryker Corporation	**	20,405
*	Sumitomo Mitsui Fin Unspd Adr	Sumitomo Mitsui Fin Unspd Adr	**	1,198

See Independent Auditor's Report.

Sonterra Medical Management Group
Profit Sharing 401(k) Plan
Schedule H, Line 4i – Schedule of Assets (Held at End of Year)
As of December 31, 2024
EIN 74-3006020 Plan Number 001

(a)	(b)	(c)	(d)	(e)
<i>Identity of issuer, borrower, lessor or similar party</i>	<i>Description of investment, including maturity date, rate of interest, collateral, par or maturity value</i>	<i>Cost</i>	<i>Current Value</i>	
<i>Corporate Stocks (Other Than Employer Securities) - Common (continued)</i>				
* Sun Community Inc.	Sun Community Inc.	**	6,763	
* Suncor Energy Inc	Suncor Energy Inc	**	2,498	
* Suzuki Motor Corp-Uns ADR	Suzuki Motor Corp-Uns ADR	**	1,711	
* Synopsys Inc	Synopsys Inc	**	13,590	
* Sysco Corp	Sysco Corp	**	5,505	
* Taiwan Semiconductor-Sp ADR	Taiwan Semiconductor-Sp ADR	**	25,506	
* TD Synnex Corp	TD Synnex Corp	**	14,764	
* TE Connectivity LTD	TE Connectivity LTD	**	11,028	
* Techtronic Industries Sp Adr (ttndy)	Techtronic Industries Sp Adr (ttndy)	**	3,674	
* Teledyne Inc	Teledyne Inc	**	2,209	
* Telus Corp	Telus Corp	**	4,952	
* Tempur-Sealy International Inc (sgi 02/18/25)	Tempur-Sealy International Inc (sgi 02/18/25)	**	19,105	
* Tenaris Sa-Adr	Tenaris Sa-Adr	**	2,796	
* Tencent Holdings Ltd ADR	Tencent Holdings Ltd ADR	**	22,847	
* Terumo Corp ADR	Terumo Corp ADR	**	1,519	
* Tesla Inc	Tesla Inc	**	50,233	
* Teva Pharmaceutical Industries LTD ADR	Teva Pharmaceutical Industries LTD ADR	**	9,721	
* Texas Roadhouse Inc Cl A	Texas Roadhouse Inc Cl A	**	9,774	
* Thales Sa - Unsp ADR	Thales Sa - Unsp ADR	**	2,114	
* Thermo Fisher Scientific Inc	Thermo Fisher Scientific Inc	**	60,819	
* Thomson Reuters Corp	Thomson Reuters Corp	**	2,272	
* Timken Co.	Timken Co.	**	2,926	
* Tjx Companies	Tjx Companies	**	44,697	
* Tokio Marine Holdings Inc	Tokio Marine Holdings Inc	**	2,300	
* Tokyo Electron LTD Unsp ADR	Tokyo Electron LTD Unsp ADR	**	4,652	
* TotalEnergies SE	TotalEnergies SE	**	2,130	
* Totvs Sa - ADR Unsp	Totvs Sa - ADR Unsp	**	2,620	
* Trade Desk Inc/The Class A	Trade Desk Inc/The Class A	**	47,012	
* Transdigm Group Inc	Transdigm Group Inc	**	12,480	
* Trex Company Inc	Trex Company Inc	**	6,451	
* Trimble Inc	Trimble Inc	**	4,946	
* Trinet Group Inc	Trinet Group Inc	**	2,804	
* Trip.Com Group Ltd	Trip.Com Group Ltd	**	3,510	
* Trustmark	Trustmark	**	5,482	

See Independent Auditor's Report.

Sonterra Medical Management Group
Profit Sharing 401(k) Plan
Schedule H, Line 4i – Schedule of Assets (Held at End of Year)
As of December 31, 2024
EIN 74-3006020 Plan Number 001

(a)	(b)	(c)	(d)	(e)
		<i>Description of investment, including</i>		
<i>Identity of issuer, borrower, lessor or similar</i>		<i>maturity date, rate of interest, collateral,</i>		
<i>party</i>		<i>par or maturity value</i>	<i>Cost</i>	<i>Current Value</i>
<i>Corporate Stocks (Other Than Employer Securities) - Common (continued)</i>				
*	Tyler Technologies Inc	Tyler Technologies Inc	**	8,650
*	Uber Technologies Inc	Uber Technologies Inc	**	70,936
*	UBS Group AG	UBS Group AG	**	1,538
*	UCB Sa - Un-sponsored ADR	UCB Sa - Un-sponsored ADR	**	1,142
*	UDR Inc	UDR Inc	**	3,516
*	UFP Technologies Inc	UFP Technologies Inc	**	1,333
*	Unicredit Spa-ADR	Unicredit Spa-ADR	**	4,562
*	Unifirst	Unifirst	**	12,290
*	Unilever Plc Spon Adr New	Unilever Plc Spon Adr New	**	7,826
*	Union Pacific Corp.	Union Pacific Corp.	**	34,902
*	United Bankshares Inc	United Bankshares Inc	**	4,619
*	United Community Banks/GA	United Community Banks/GA	**	5,202
*	United Fire Group	United Fire Group	**	1,337
*	United Rentals Inc	United Rentals Inc	**	6,486
*	Unitedhealth Group Inc	Unitedhealth Group Inc	**	22,316
*	Universal Music Gro-Unsp ADR	Universal Music Gro-Unsp ADR	**	2,042
*	Up Fintech Holding Ltd - ADR	Up Fintech Holding Ltd - ADR	**	1,189
*	US Bancorp - Del	US Bancorp - Del	**	2,651
*	Valvoline Inc	Valvoline Inc	**	2,823
*	Veeva Systems Inc-Class A	Veeva Systems Inc-Class A	**	17,806
*	Veralto Corp	Veralto Corp	**	21,228
*	Vericel Corp	Vericel Corp	**	3,804
*	Verisign Inc.	Verisign Inc.	**	8,611
*	Verisk Analytics Inc CL A	Verisk Analytics Inc CL A	**	5,571
*	Verizon Communications	Verizon Communications	**	2,451
*	Verona Pharma PLC ADR	Verona Pharma PLC ADR	**	1,800
*	Vertex Inc Class A	Vertex Inc Class A	**	4,122
*	Vertex Pharmaceuticals	Vertex Pharmaceuticals	**	21,021
*	Vici Properties Inc	Vici Properties Inc	**	5,229
*	Visa Inc Class A Shares	Visa Inc Class A Shares	**	79,549
*	Vistra Corp	Vistra Corp	**	5,377
*	Vornado Realty Trust Com	Vornado Realty Trust Com	**	9,207
*	Vulcan Matls Co	Vulcan Matls Co	**	38,617
*	Wabtec	Wabtec	**	1,139

See Independent Auditor's Report.

Sonterra Medical Management Group
Profit Sharing 401(k) Plan
Schedule H, Line 4i – Schedule of Assets (Held at End of Year)
As of December 31, 2024
EIN 74-3006020 Plan Number 001

(a)	(b)	(c)	(d)	(e)
<i>Identity of issuer, borrower, lessor or similar party</i>	<i>Description of investment, including maturity date, rate of interest, collateral, par or maturity value</i>	<i>Cost</i>	<i>Current Value</i>	
<i>Corporate Stocks (Other Than Employer Securities) - Common (continued)</i>				
* Walmart Inc	Walmart Inc	**	15,846	
* Waste Connections Inc	Waste Connections Inc	**	10,783	
* Waters Corporation	Waters Corporation	**	16,529	
* Wd-40 Co	Wd-40 Co	**	2,912	
* Webster Financial Corp	Webster Financial Corp	**	5,577	
* WEC Energy Group Inc	WEC Energy Group Inc	**	5,360	
* Wells Fargo & Co New	Wells Fargo & Co New	**	43,830	
* Welltower Inc	Welltower Inc	**	15,880	
* West Pharmaceutical Services	West Pharmaceutical Services	**	11,424	
* Weyerhaeuser Co	Weyerhaeuser Co	**	5,855	
* Willis Towers Watson PLC	Willis Towers Watson PLC	**	7,205	
* WillScot Holdings Corp	WillScot Holdings Corp	**	1,533	
* WNS Holdings Ltd	WNS Holdings Ltd	**	7,535	
* Wolverine Wld Wide Inc.	Wolverine Wld Wide Inc.	**	3,041	
* Workday Inc-Class A	Workday Inc-Class A	**	3,870	
* Xcel Energy Inc	Xcel Energy Inc	**	7,811	
* Xiaomi Corp - Unsp ADR (delisted 03/15/21)	Xiaomi Corp - Unsp ADR (delisted 03/15/21)	**	2,019	
* Xylem	Xylem	**	2,705	
* Ypf Sociedad Anonima (adr)	Ypf Sociedad Anonima (adr)	**	3,986	
* Yum China Holdings Inc	Yum China Holdings Inc	**	1,686	
* Yum! Brands Inc.	Yum! Brands Inc.	**	3,891	
* Zai Lab Ltd ADR	Zai Lab Ltd ADR	**	390	
* Zimmer Biomet Holdings Inc	Zimmer Biomet Holdings Inc	**	21,715	
* Zoetis Inc	Zoetis Inc	**	4,352	
* ZTO Express Cayman Inc-ADR	ZTO Express Cayman Inc-ADR	**	1,564	
			7,454,955	
<i>Value of Interest in Common / Collective Trusts</i>				
* Putnam Stable Value 25BPS	Putnam Stable Value 25BPS	**	874,672	
			874,672	

See Independent Auditor's Report.

Sonterra Medical Management Group
Profit Sharing 401(k) Plan
Schedule H, Line 4i – Schedule of Assets (Held at End of Year)
As of December 31, 2024
EIN 74-3006020 Plan Number 001

(a)	(b)	(c)	(d)	(e)
<i>Identity of issuer, borrower, lessor or similar party</i>	<i>Description of investment, including maturity date, rate of interest, collateral, par or maturity value</i>		<i>Cost</i>	<i>Current Value</i>
<i>Value of Interest in Registered Investment Companies</i>				
*	AB Large Cap Growth Fund Z	AB Large Cap Growth Fund Z	**	3,114,180
*	AB Relative Value Fund Z	AB Relative Value Fund Z	**	1,542,627
*	Amer Cent Mid Cap Value-R6	Amer Cent Mid Cap Value-R6	**	306,266
*	American Funds New World F2	American Funds New World F2	**	28,600
*	Ark Next Generation Internet ETF	Ark Next Generation Internet ETF	**	21,704
*	Artisan Developing World-Adv	Artisan Developing World-Adv	**	183,614
*	Blackrock Credit Strat-Inst	Blackrock Credit Strat-Inst	**	9,000
*	BlackRock Liq Fds Cash Rv	BlackRock Liq Fds Cash Rv	**	41,445
*	BlackRock Mid Cap Grw Eqty-K	BlackRock Mid Cap Grw Eqty-K	**	1,039,289
*	Bckrcrk Liq Fnd T-Fnd-Prem	Bckrcrk Liq Fnd T-Fnd-Prem	**	2,477
*	Bluerock Total Income+ Real Estate I	Bluerock Total Income+ Real Estate I	**	34,478
*	Calamos Market Neutral Income I	Calamos Market Neutral Income I	**	50,513
*	Catalyst/Millburn Hedge Strategy I	Catalyst/Millburn Hedge Strategy I	**	56,223
*	Cohen & Steers Instl Realty Shares	Cohen & Steers Instl Realty Shares	**	10,056
*	Column Mid Cap Select Fund	Column Mid Cap Select Fund	**	38,162
*	Column Small Cap Select	Column Small Cap Select	**	14,463
*	DFA Emerging Markets Core Equity 2	DFA Emerging Markets Core Equity 2	**	509,088
*	DFA International Core Equity 2	DFA International Core Equity 2	**	1,236,316
*	DFA Real Estate Securities I	DFA Real Estate Securities I	**	550,280
*	Fidelity Total Bond ETF	Fidelity Total Bond ETF	**	39,710
*	Fidelity® Government Cash Reserves	Fidelity® Government Cash Reserves	**	132,445
*	Forum DF Dent Midcap Growth-Ins Pl	Forum DF Dent Midcap Growth-Ins Pl	**	27,134
*	Gildan Activewear Inc Cl A	Gildan Activewear Inc Cl A	**	2,117
*	Goldman Sachs Emerging Market Equity I	Goldman Sachs Emerging Market Equity I	**	52,325
*	Goldman Sachs Intl Sm Cp Insghts Instl	Goldman Sachs Intl Sm Cp Insghts Instl	**	38,160
*	GQG Part Emerg Mkts Eq-Inst	GQG Part Emerg Mkts Eq-Inst	**	151,774
*	GS GQG Part Intl Opp-Inst	GS GQG Part Intl Opp-Inst	**	35,237
*	Inn Growth Accel Plus July	Inn Growth Accel Plus July	**	52,201
*	Inn US Eq Accel Plus July	Inn US Eq Accel Plus July	**	32,777
*	Innovator Growth Accel Pl Oc	Innovator Growth Accel Pl Oc	**	78,256
*	Innovator Grw 100 Accel Qtr	Innovator Grw 100 Accel Qtr	**	46,405
*	Innovator Grw 100 Accl Plus	Innovator Grw 100 Accl Plus	**	32,872
*	Innovator U.S. Equity Buffer	Innovator U.S. Equity Buffer	**	13,143

See Independent Auditor's Report.

Sonterra Medical Management Group
Profit Sharing 401(k) Plan
Schedule H, Line 4i – Schedule of Assets (Held at End of Year)
As of December 31, 2024
EIN 74-3006020 Plan Number 001

(a)	(b)	(c)	(d)	(e)
<i>Identity of issuer, borrower, lessor or similar party</i>	<i>Description of investment, including maturity date, rate of interest, collateral, par or maturity value</i>		<i>Cost</i>	<i>Current Value</i>
<i>Value of Interest in Registered Investment Companies (continued)</i>				
*	Innovator U.S. Equity Buffer March	Innovator U.S. Equity Buffer March	**	13,058
*	Innovator U.S. Equity Buffer October	Innovator U.S. Equity Buffer October	**	39,119
*	Innovator US Eqty Accel PI	Innovator US Eqty Accel PI	**	52,495
*	Innovator US Eqy Accel PI-Oc	Innovator US Eqy Accel PI-Oc	**	78,319
*	Innovator US Eqy Accl-Quart	Innovator US Eqy Accl-Quart	**	45,547
*	Invesco Qqq Trust Series 1	Invesco Qqq Trust Series 1	**	39,075
*	iShares 20+ Year Treasury Bond	iShares 20+ Year Treasury Bond	**	47,246
*	iShares Core S&P 500 ETF	iShares Core S&P 500 ETF	**	272,571
*	iShares Core S&P Mid-Cap ETF	iShares Core S&P Mid-Cap ETF	**	54,521
*	iShares Core S&P Small-Cap ETF	iShares Core S&P Small-Cap ETF	**	115,874
*	iShares Floating Rate Bond ETF	iShares Floating Rate Bond ETF	**	38,861
*	iShares Micro-Cap ETF	iShares Micro-Cap ETF	**	19,687
*	iShares MSCI EAFE ETF	iShares MSCI EAFE ETF	**	115,971
*	iShares MSCI Eurozone ETF	iShares MSCI Eurozone ETF	**	27,093
*	iShares Russell 2000 Value ETF	iShares Russell 2000 Value ETF	**	59,922
*	iShares Russell Mid-Cap ETF	iShares Russell Mid-Cap ETF	**	130,680
*	iShares S&P 500 Growth ETF	iShares S&P 500 Growth ETF	**	584,711
*	iShares S&P 500 Value ETF	iShares S&P 500 Value ETF	**	506,214
*	iShares TIPS Bond ETF	iShares TIPS Bond ETF	**	37,273
*	Janus Henderson Triton N	Janus Henderson Triton N	**	579,271
*	Lkcm Equity Fd Inst-In	Lkcm Equity Fd Inst-In	**	1,377,392
*	Loomis Sayles Investment Grade Bond Y	Loomis Sayles Investment Grade Bond Y	**	47,527
*	Loomis Sayles Securitized Asset	Loomis Sayles Securitized Asset	**	146,838
*	Loomis Sayles Strategic Income Y	Loomis Sayles Strategic Income Y	**	47,874
*	Morgan Stanley Bank Deposit Program	Morgan Stanley Bank Deposit Program	**	156,881
*	Nuance Mid Cap Value-Inst	Nuance Mid Cap Value-Inst	**	13,348
*	Nuveen Bond Index Fund R6	Nuveen Bond Index Fund R6	**	322,969
*	Nuveen Equity Index Fund R6	Nuveen Equity Index Fund R6	**	2,072,091
*	Nuveen Inflation Linked Bond Fund R6	Nuveen Inflation Linked Bond Fund R6	**	182,790
*	Nuveen International Equity Index Fund R6	Nuveen International Equity Index Fund R6	**	326,902
*	Nuveen Lifecycle Index 2020 Fund R6	Nuveen Lifecycle Index 2020 Fund R6	**	3,128,043
*	Nuveen Lifecycle Index 2025 Fund R6	Nuveen Lifecycle Index 2025 Fund R6	**	1,832,794
*	Nuveen Lifecycle Index 2030 Fund R6	Nuveen Lifecycle Index 2030 Fund R6	**	1,907,169
*	Nuveen Lifecycle Index 2035 Fund R6	Nuveen Lifecycle Index 2035 Fund R6	**	3,560,162
*	Nuveen Lifecycle Index 2040 Fund R6	Nuveen Lifecycle Index 2040 Fund R6	**	3,080,208

See Independent Auditor's Report.

Sonterra Medical Management Group
Profit Sharing 401(k) Plan
Schedule H, Line 4i – Schedule of Assets (Held at End of Year)
As of December 31, 2024
EIN 74-3006020 Plan Number 001

(a)	(b)	(c)	(d)	(e)
<i>Identity of issuer, borrower, lessor or similar party</i>	<i>Description of investment, including maturity date, rate of interest, collateral, par or maturity value</i>		<i>Cost</i>	<i>Current Value</i>
<i>Value of Interest in Registered Investment Companies (continued)</i>				
*	Nuveen Lifecycle Index 2045 Fund R6	Nuveen Lifecycle Index 2045 Fund R6	**	3,496,913
*	Nuveen Lifecycle Index 2050 Fund R6	Nuveen Lifecycle Index 2050 Fund R6	**	3,587,478
*	Nuveen Lifecycle Index 2055 Fund R6	Nuveen Lifecycle Index 2055 Fund R6	**	1,929,185
*	Nuveen Lifecycle Index 2060 Fund R6	Nuveen Lifecycle Index 2060 Fund R6	**	1,460,474
*	Nuveen Lifecycle Index Retirement Income Fund	Nuveen Lifecycle Index Retirement Income Fund	**	1,573,592
*	Nuveen Small Cap Blend Index Fund R6	Nuveen Small Cap Blend Index Fund R6	**	319,216
*	Oakmark Select Fund-Adv	Oakmark Select Fund-Adv	**	23,798
*	Pacer Us Cash Cows 100 Etf	Pacer Us Cash Cows 100 Etf	**	43,264
*	PGIM Global Total Return CI R6	PGIM Global Total Return CI R6	**	57,210
*	PGIM High Yield CI Z	PGIM High Yield CI Z	**	43,108
*	PIMCO CommoditiesPLUS® Strategy I2	PIMCO CommoditiesPLUS® Strategy I2	**	19,339
*	PIMCO Income I2	PIMCO Income I2	**	49,251
*	Pioneer Bond Fund-K	Pioneer Bond Fund-K	**	647,471
*	Schwab Treasury Obl Money-Va	Schwab Treasury Obl Money-Va	**	1,585
*	Schwab Trsry Obl Mny-Ult	Schwab Trsry Obl Mny-Ult	**	1,612,034
*	SPDR GOLD TRUST GOLD SHS	SPDR GOLD TRUST GOLD SHS	**	48,668
*	SPDR S&P 500 ETF Trust	SPDR S&P 500 ETF Trust	**	477,616
*	The LKCM Fixed Income Fund	The LKCM Fixed Income Fund	**	960,027
*	Undiscovered Managers Behavioral Val R6	Undiscovered Managers Behavioral Val R6	**	7,380
*	Vanguard FTSE All WO X US SC	Vanguard FTSE All WO X US SC	**	24,499
*	Vanguard FTSE Developed Markets ETF	Vanguard FTSE Developed Markets ETF	**	85,837
*	Vanguard FTSE Emerging Market	Vanguard FTSE Emerging Market	**	59,938
*	Vanguard FTSE European ETF	Vanguard FTSE European ETF	**	11,298
*	Vanguard FTSE Pacific ETF	Vanguard FTSE Pacific ETF	**	40,919
*	Vanguard Health Care ETF	Vanguard Health Care ETF	**	44,491
*	Vanguard Inflation-Protected Secs Inv	Vanguard Inflation-Protected Secs Inv	**	101,403
*	Vanguard International Bond	Vanguard International Bond	**	13,051
*	Vanguard Mid Cap Index Admiral	Vanguard Mid Cap Index Admiral	**	1,242,680
*	Vanguard Real Estate ETF	Vanguard Real Estate ETF	**	40,888
*	Vanguard S&P 500 ETF	Vanguard S&P 500 ETF	**	157,798
*	Vanguard Short Term Bond ETF	Vanguard Short Term Bond ETF	**	99,910
*	Vanguard Small Cap Value ETF	Vanguard Small Cap Value ETF	**	19,223
*	Vanguard Total Bond Market	Vanguard Total Bond Market	**	108,512
*	Vanguard Total Intl Stock Et	Vanguard Total Intl Stock Et	**	23,132
*	Vanguard Total Stock Market ETF	Vanguard Total Stock Market ETF	**	205,185

49,220,206

See Independent Auditor's Report.

Sonterra Medical Management Group
Profit Sharing 401(k) Plan
Schedule H, Line 4i – Schedule of Assets (Held at End of Year)
As of December 31, 2024
EIN 74-3006020 Plan Number 001

<i>(a)</i>	<i>(b)</i>	<i>(c)</i>	<i>(d)</i>	<i>(e)</i>
<i>Identity of issuer, borrower, lessor or similar party</i>	<i>Description of investment, including maturity date, rate of interest, collateral, par or maturity value</i>	<i>Cost</i>	<i>Current Value</i>	
<i>Participant Loans</i>				
*	Participant Loans	Interest rates ranging from 4.25% to 9.50%, with maturities through October 2029	-0-	549,749 <hr/> 549,749
Total Assets				58,853,012

* Denotes a Party-in-Interest.

** Cost information is not presented because all investments are participant-directed.

SCHEDULE H, LINE 4i, SCHEDULE OF ASSETS (HELD AT END OF YEAR)*
DECEMBER 31, 2024

*See attached financial statements with auditor's report.