

Form 5500-SF

Department of the Treasury Internal Revenue Service

Department of Labor Employee Benefits Security Administration Pension Benefit Guaranty Corporation

Short Form Annual Return/Report of Small Employee Benefit Plan

This form is required to be filed under sections 104 and 4065 of the Employee Retirement Income Security Act of 1974 (ERISA), and sections 6057(b) and 6058(a) of the Internal Revenue Code (the Code).

Complete all entries in accordance with the instructions to the Form 5500-SF.

OMB Nos. 1210-0110 1210-0089

2024

This Form is Open to Public Inspection

Part I Annual Report Identification Information

For calendar plan year 2024 or fiscal plan year beginning 01/01/2024 and ending 12/31/2024

- A This return/report is for: [X] a single-employer plan [] a multiple-employer plan (not multiemployer) (Pension Plan filers checking this box must attach Schedule MEP. Other plans must attach a list of participating employer information in accordance with the form instructions.)
B This return/report is [] the first return/report [] the final return/report [] an amended return/report [] a short plan year return/report (less than 12 months)
C Check box if filing under: [X] Form 5558 [] automatic extension [] DFVC program [] special extension (enter description)
D If the plan is a collectively-bargained plan, check here []
E If this is a retroactively adopted plan permitted by SECURE Act section 201, check here []

Part II Basic Plan Information—enter all requested information

1a Name of plan: BARCON VENTURES LLC CASH BALANCE PLAN
1b Three-digit plan number (PN): 002
1c Effective date of plan: 01/01/2021
2a Plan sponsor's name (employer, if for a single-employer plan): BARCON VENTURES LLC
2b Employer Identification Number (EIN): 81-4985378
2c Sponsor's telephone number: 910-528-6949
2d Business code (see instructions): 236110
3a Plan administrator's name and address: [X] Same as Plan Sponsor.
3b Administrator's EIN
3c Administrator's telephone number
4 If the name and/or EIN of the plan sponsor or the plan name has changed since the last return/report filed for this plan, enter the plan sponsor's name, EIN, the plan name and the plan number from the last return/report.
4b EIN
4d PN
5a Total number of participants at the beginning of the plan year: 25
5b Total number of participants at the end of the plan year: 27
5c(1) Number of participants with account balances as of the beginning of the plan year (only defined contribution plans complete this item)
5c(2) Number of participants with account balances as of the end of the plan year (only defined contribution plans complete this item)
5d(1) Total number of active participants at the beginning of the plan year: 25
5d(2) Total number of active participants at the end of the plan year: 25
5e Number of participants who terminated employment during the plan year with accrued benefits that were less than 100% vested: 1

Caution: A penalty for the late or incomplete filing of this return/report will be assessed unless reasonable cause is established. Under penalties of perjury and other penalties set forth in the instructions, I declare that I have examined this return/report, including, if applicable, a Schedule SB or Schedule MB completed and signed by an enrolled actuary, as well as the electronic version of this return/report, and to the best of my knowledge and belief, it is true, correct, and complete.

Table with 4 columns: SIGN HERE, Signature of plan administrator, Date, Enter name of individual signing as plan administrator. Row 1: Filed with authorized/valid electronic signature, 10/14/2025, SHEILA BARRON. Row 2: Signature of employer/plan sponsor, Date, Enter name of individual signing as employer or plan sponsor.

- 6a** Were all of the plan's assets during the plan year invested in eligible assets? (See instructions.) Yes No
- b** Are you claiming a waiver of the annual examination and report of an independent qualified public accountant (IQPA) under 29 CFR 2520.104-46? (See instructions on waiver eligibility and conditions.) Yes No
- If you answered "No" to either line 6a or line 6b, the plan cannot use Form 5500-SF and must instead use Form 5500.**
- c** If the plan is a defined benefit plan, is it covered under the PBGC insurance program (see ERISA section 4021)? Yes No Not determined
- If "Yes" is checked, enter the My PAA confirmation number from the PBGC premium filing for this plan year: 558991. (See instructions.)

| Part III Financial Information | | | |
|--|--------------|------------------------------|------------------------|
| 7 Plan Assets and Liabilities | | (a) Beginning of Year | (b) End of Year |
| a Total plan assets | 7a | 143640 | 193393 |
| b Total plan liabilities | 7b | 0 | 0 |
| c Net plan assets (subtract line 7b from line 7a) | 7c | 143640 | 193393 |
| 8 Income, Expenses, and Transfers for this Plan Year | | (a) Amount | (b) Total |
| a Contributions received or receivable from: | | | |
| (1) Employers | 8a(1) | 51000 | |
| (2) Participants | 8a(2) | 0 | |
| (3) Others (including rollovers) | 8a(3) | 0 | |
| b Other income (loss) | 8b | 10377 | |
| c Total income (add lines 8a(1), 8a(2), 8a(3), and 8b) | 8c | | 61377 |
| d Benefits paid (including direct rollovers and insurance premiums to provide benefits) | 8d | 10745 | |
| e Certain deemed and/or corrective distributions (see instructions) . | 8e | 0 | |
| f Administrative service providers (salaries, fees, commissions) | 8f | 0 | |
| g Other expenses | 8g | 879 | |
| h Total expenses (add lines 8d, 8e, 8f, and 8g) | 8h | | 11624 |
| i Net income (loss) (subtract line 8h from line 8c) | 8i | | 49753 |
| j Transfers to (from) the plan (see instructions) | 8j | | |

| Part IV Plan Characteristics | |
|-------------------------------------|--|
| 9a | If the plan provides pension benefits, enter the applicable pension feature codes from the List of Plan Characteristic Codes in the instructions: <u>1A 1C 3D</u> |
| b | If the plan provides welfare benefits, enter the applicable welfare feature codes from the List of Plan Characteristic Codes in the instructions: |

| Part V Compliance Questions | | | | |
|---|------------|------------|-----------|---------------|
| 10 During the plan year: | | Yes | No | Amount |
| a Was there a failure to transmit to the plan any participant contributions within the time period described in 29 CFR 2510.3-102? Continue to answer "Yes" for any prior year failures until fully corrected. (See instructions and DOL's Voluntary Fiduciary Correction Program) | 10a | | X | |
| b Were there any nonexempt transactions with any party-in-interest? (Do not include transactions reported on line 10a.) | 10b | | X | |
| c Was the plan covered by a fidelity bond? | 10c | X | | 500000 |
| d Did the plan have a loss, whether or not reimbursed by the plan's fidelity bond, that was caused by fraud or dishonesty? | 10d | | X | |
| e Were any fees or commissions paid to any brokers, agents, or other persons by an insurance carrier, insurance service, or other organization that provides some or all of the benefits under the plan? (See instructions.) | 10e | | X | |
| f Has the plan failed to provide any benefit when due under the plan? | 10f | | X | |
| g Did the plan have any participant loans? (If "Yes," enter amount as of year-end.) | 10g | | X | |
| h If this is an individual account plan, was there a blackout period? (See instructions and 29 CFR 2520.101-3.) | 10h | | X | |
| i If 10h was answered "Yes," check the box if you either provided the required notice or one of the exceptions to providing the notice applied under 29 CFR 2520.101-3 | 10i | | | |

Part VI Pension Funding Compliance

11 Is this a defined benefit plan subject to minimum funding requirements? (If "Yes," see instructions and complete Schedule SB (Form 5500) and lines 11a and b below.) If this is a defined contribution pension plan, leave line 11 blank and complete line 12 below. Yes No

a Enter the unpaid minimum required contributions for all years from Schedule SB (Form 5500) line 40 **11a** 0

b PBGC missed contribution reporting requirements. If the plan is covered by PBGC and the amount reported on line 11a is greater than \$0, has PBGC been notified as required by ERISA sections 4043(c)(5) and/or 303(k)(4)? Check the applicable box:

Yes.

No. Reporting was waived under 29 CFR 4043.25(c)(2) because contributions equal to or exceeding the unpaid minimum required contribution were made by the 30th day after the due date.

No. The 30-day period referenced in 29 CFR 4043.25(c)(2) has not yet ended, and the sponsor intends to make a contribution equal to or exceeding the unpaid minimum required contribution by the 30th day after the due date.

No. Other. Provide explanation _____

12 Is this a defined contribution plan subject to the minimum funding requirements of section 412 of the Code or section 302 of ERISA? (If "Yes," complete line 12a or lines 12b, 12c, 12d, and 12e below, as applicable.) If this is a defined benefit pension plan, leave line 12 blank and complete line 11 above. Yes No

a If a waiver of the minimum funding standard for a prior year is being amortized in this plan year, see instructions, and enter the date of the letter ruling granting the waiver. Month _____ Day _____ Year _____

If you completed line 12a, complete lines 3, 9, and 10 of Schedule MB (Form 5500), and skip to line 13.

b Enter the minimum required contribution for this plan year **12b** _____

c Enter the amount contributed by the employer to the plan for this plan year **12c** _____

d Subtract the amount in line 12c from the amount in line 12b. Enter the result (enter a minus sign to the left of a negative amount) **12d** _____

e Will the minimum funding amount reported on line 12d be met by the funding deadline? Yes No N/A

Part VII Plan Terminations and Transfers of Assets

13a Has a resolution to terminate the plan been adopted in any plan year? Yes No

a If "Yes," enter the amount of any plan assets that reverted to the employer this year. **13a** _____

b Were all the plan assets distributed to participants or beneficiaries, transferred to another plan, or brought under the control of the PBGC? Yes No

c If, during this plan year, any assets or liabilities were transferred from this plan to another plan(s), identify the plan(s) to which assets or liabilities were transferred. (See instructions.)

| 13c(1) Name of plan(s): | 13c(2) EIN(s) | 13c(3) PN(s) |
|-------------------------|---------------|--------------|
| | | |

Part VIII IRS Compliance Questions

14a Does the plan satisfy the coverage and nondiscrimination tests of Code sections 410(b) and 401(a)(4) by combining this plan with any other plans under the permissive aggregation rules? Yes No

14b If this is a Code section 401(k) plan, check all boxes that apply to indicate how the plan is intended to satisfy the nondiscrimination requirements for employee deferrals and employer matching contributions (as applicable) under Code sections 401(k)(3) and 401(m)(2).

- Design-based safe harbor method
- "Prior year" ADP test
- "Current year" ADP test
- N/A

15 If the plan sponsor is an adopter of a pre-approved plan that received a favorable IRS Opinion Letter, enter the date of the Opinion Letter 06 / 30 / 2020 (MM/DD/YYYY) and the Opinion Letter serial number Q702802A.

| | | |
|---|--|--|
| SCHEDULE SB (Form 5500) <small>Department of the Treasury Internal Revenue Service</small> <small>Department of Labor Employee Benefits Security Administration</small> <small>Pension Benefit Guaranty Corporation</small> | Single-Employer Defined Benefit Plan Actuarial Information This schedule is required to be filed under section 104 of the Employee Retirement Income Security Act of 1974 (ERISA) and section 6059 of the Internal Revenue Code (the Code). ▶ File as an attachment to Form 5500 or 5500-SF. | <small>OMB No. 1210-0110</small> 2024 This Form is Open to Public Inspection |
|---|--|--|

For calendar plan year 2024 or fiscal plan year beginning 01/01/2024 and ending 12/31/2024

▶ **Round off amounts to nearest dollar.**
 ▶ **Caution:** A penalty of \$1,000 will be assessed for late filing of this report unless reasonable cause is established.

| | | |
|---|---|------------|
| A Name of plan <u>BARCON VENTURES LLC CASH BALANCE PLAN</u> | B Three-digit plan number (PN) ▶ | <u>002</u> |
| C Plan sponsor's name as shown on line 2a of Form 5500 or 5500-SF <u>BARCON VENTURES LLC</u> | D Employer Identification Number (EIN) <u>81-4985378</u> | |
| E Type of plan: <input checked="" type="checkbox"/> Single <input type="checkbox"/> Multiple-A <input type="checkbox"/> Multiple-B | F Prior year plan size: <input checked="" type="checkbox"/> 100 or fewer <input type="checkbox"/> 101-500 <input type="checkbox"/> More than 500 | |

Part I Basic Information

| | | | |
|----------|---|----------------------------|---------------------------|
| 1 | Enter the valuation date: Month <u>12</u> Day <u>31</u> Year <u>2024</u> | | |
| 2 | Assets: | | |
| | a Market value | 2a | <u>142393</u> |
| | b Actuarial value | 2b | <u>142393</u> |
| 3 | Funding target/participant count breakdown | (1) Number of participants | (2) Vested Funding Target |
| | a For retired participants and beneficiaries receiving payment | <u>0</u> | <u>0</u> |
| | b For terminated vested participants | <u>1</u> | <u>1647</u> |
| | c For active participants | <u>26</u> | <u>96883</u> |
| | d Total | <u>27</u> | <u>98530</u> |
| 4 | If the plan is in at-risk status, check the box and complete lines (a) and (b)..... <input type="checkbox"/> | | |
| | a Funding target disregarding prescribed at-risk assumptions | 4a | |
| | b Funding target reflecting at-risk assumptions, but disregarding transition rule for plans that have been in at-risk status for fewer than five consecutive years and disregarding loading factor | 4b | |
| 5 | Effective interest rate | 5 | <u>5.32 %</u> |
| 6 | Target normal cost | | |
| | a Present value of current plan year accruals | 6a | <u>67076</u> |
| | b Expected plan-related expenses | 6b | <u>0</u> |
| | c Target normal cost | 6c | <u>67076</u> |

Statement by Enrolled Actuary
 To the best of my knowledge, the information supplied in this schedule and accompanying schedules, statements and attachments, if any, is complete and accurate. Each prescribed assumption was applied in accordance with applicable law and regulations. In my opinion, each other assumption is reasonable (taking into account the experience of the plan and reasonable expectations) and such other assumptions, in combination, offer my best estimate of anticipated experience under the plan.

| | | |
|------------------|---------------------------------------|--|
| SIGN HERE | | |
| | Signature of actuary | <u>10/09/2025</u> |
| | <u>JONATHAN ZIMBLER, MSEA</u> | Date |
| | Type or print name of actuary | <u>23-07750</u> |
| | <u>FIDUS ACTUARIAL SOLUTIONS, LLC</u> | Most recent enrollment number |
| | Firm name | <u>480-550-8820</u> |
| | <u>PO BOX 8606</u> | Telephone number (including area code) |
| | <u>MADEIRA BEACH, FL 33738</u> | |
| | Address of the firm | |

If the actuary has not fully reflected any regulation or ruling promulgated under the statute in completing this schedule, check the box and see instructions

| Part II Beginning of Year Carryover and Prefunding Balances | | (a) Carryover balance | (b) Prefunding balance |
|--|--|-----------------------|------------------------|
| 7 | Balance at beginning of prior year after applicable adjustments (line 13 from prior year) | 0 | 0 |
| 8 | Portion elected for use to offset prior year's funding requirement (line 35 from prior year) | 0 | 0 |
| 9 | Amount remaining (line 7 minus line 8) | 0 | 0 |
| 10 | Interest on line 9 using prior year's actual return of <u>3.05</u> % | 0 | 0 |
| 11 | Prior year's excess contributions to be added to prefunding balance: | | |
| | a Present value of excess contributions (line 38a from prior year) | | 32416 |
| | b(1) Interest on the excess, if any, of line 38a over line 38b from prior year Schedule SB, using prior year's effective interest rate of <u>5.17</u> % | | 0 |
| | b(2) Interest on line 38b from prior year Schedule SB, using prior year's actual return | | 0 |
| | c Total available at beginning of current plan year to add to prefunding balance | | 32416 |
| | d Portion of (c) to be added to prefunding balance | | 0 |
| 12 | Other reductions in balances due to elections or deemed elections | 0 | 0 |
| 13 | Balance at beginning of current year (line 9 + line 10 + line 11d – line 12) | 0 | 0 |

| Part III Funding Percentages | | | |
|-------------------------------------|--|-----------|----------|
| 14 | Funding target attainment percentage | 14 | 142.32 % |
| 15 | Adjusted funding target attainment percentage | 15 | 114.63 % |
| 16 | Prior year's funding percentage for purposes of determining whether carryover/prefunding balances may be used to reduce current year's funding requirement | 16 | 103.17 % |
| 17 | If the current value of the assets of the plan is less than 70 percent of the funding target, enter such percentage | 17 | % |

| Part IV Contributions and Liquidity Shortfalls | | 18 Contributions made to the plan for the plan year by employer(s) and employees: | | | | | |
|---|--------------------------------|--|-----------------------|--------------------------------|------------------------------|--------------|---|
| (a) Date (MM-DD-YYYY) | (b) Amount paid by employer(s) | (c) Amount paid by employees | (a) Date (MM-DD-YYYY) | (b) Amount paid by employer(s) | (c) Amount paid by employees | | |
| 09/12/2025 | 51000 | 0 | | | | | |
| | | | | | | | |
| | | | | | | | |
| | | | | | | | |
| | | | | | | | |
| | | | | | | | |
| | | | | | | | |
| | | | Totals ▶ | 18(b) | 51000 | 18(c) | 0 |

19 Discounted employer contributions – see instructions for small plan with a valuation date after the beginning of the year:

| | | |
|---|------------|-------|
| a Contributions allocated toward unpaid minimum required contributions from prior years | 19a | 0 |
| b Contributions made to avoid restrictions adjusted to valuation date | 19b | 0 |
| c Contributions allocated toward minimum required contribution for current year adjusted to valuation date | 19c | 49186 |

20 Quarterly contributions and liquidity shortfalls:

a Did the plan have a "funding shortfall" for the prior year? Yes No

b If line 20a is "Yes," were required quarterly installments for the current year made in a timely manner? Yes No

c If line 20a is "Yes," see instructions and complete the following table as applicable:

| Liquidity shortfall as of end of quarter of this plan year | | | |
|--|---------|---------|---------|
| (1) 1st | (2) 2nd | (3) 3rd | (4) 4th |
| | | | |

| | | | | |
|---|---|--|-------------------------------------|---|
| Part V Assumptions Used to Determine Funding Target and Target Normal Cost | | | | |
| 21 Discount rate: | | | | |
| a Segment rates: | 1st segment: 5.01 % | 2nd segment: 5.26 % | 3rd segment: 5.59 % | <input type="checkbox"/> N/A, full yield curve used |
| b Applicable month (enter code) | | | | 21b 0 |
| 22 Weighted average retirement age | | | | 22 62 |
| 23 Mortality table(s) (see instructions) | <input checked="" type="checkbox"/> Prescribed - combined | <input type="checkbox"/> Prescribed - separate | <input type="checkbox"/> Substitute | |

| | | | | |
|---|--|--|--|-----------|
| Part VI Miscellaneous Items | | | | |
| 24 Has a change been made in the non-prescribed actuarial assumptions for the current plan year? If "Yes," see instructions regarding required attachment..... <input type="checkbox"/> Yes <input checked="" type="checkbox"/> No | | | | |
| 25 Has a method change been made for the current plan year? If "Yes," see instructions regarding required attachment..... <input type="checkbox"/> Yes <input checked="" type="checkbox"/> No | | | | |
| 26 Demographic and benefit information | | | | |
| a Is the plan required to provide a Schedule of Active Participants? If "Yes," see instructions regarding required attachment. <input type="checkbox"/> Yes <input checked="" type="checkbox"/> No | | | | |
| b Is the plan required to provide a projection of expected benefit payments? If "Yes," see instructions regarding required attachment ... <input type="checkbox"/> Yes <input checked="" type="checkbox"/> No | | | | |
| 27 If the plan is subject to alternative funding rules, enter applicable code and see instructions regarding attachment..... | | | | 27 |

| | | | | |
|---|--|--|--|-------------|
| Part VII Reconciliation of Unpaid Minimum Required Contributions For Prior Years | | | | |
| 28 Unpaid minimum required contributions for all prior years | | | | 28 0 |
| 29 Discounted employer contributions allocated toward unpaid minimum required contributions from prior years (line 19a)..... | | | | 29 0 |
| 30 Remaining amount of unpaid minimum required contributions (line 28 minus line 29)..... | | | | 30 0 |

| | | | | |
|--|---------------------|--------------------|---------------|------------------|
| Part VIII Minimum Required Contribution For Current Year | | | | |
| 31 Target normal cost and excess assets (see instructions): | | | | |
| a Target normal cost (line 6c) | | | | 31a 67076 |
| b Excess assets, if applicable, but not greater than line 31a | | | | 31b 42346 |
| 32 Amortization installments: | Outstanding Balance | | Installment | |
| a Net shortfall amortization installment | 0 | | 0 | |
| b Waiver amortization installment | 0 | | 0 | |
| 33 If a waiver has been approved for this plan year, enter the date of the ruling letter granting the approval (Month _____ Day _____ Year _____) and the waived amount | | | | 33 |
| 34 Total funding requirement before reflecting carryover/prefunding balances (lines 31a - 31b + 32a + 32b - 33)..... | | | | 34 24730 |
| | Carryover balance | Prefunding balance | Total balance | |
| 35 Balances elected for use to offset funding requirement | 0 | 0 | 0 | |
| 36 Additional cash requirement (line 34 minus line 35) | | | | 36 24730 |
| 37 Contributions allocated toward minimum required contribution for current year adjusted to valuation date (line 19c) | | | | 37 49186 |
| 38 Present value of excess contributions for current year (see instructions) | | | | |
| a Total (excess, if any, of line 37 over line 36) | | | | 38a 24456 |
| b Portion included in line 38a attributable to use of prefunding and funding standard carryover balances | | | | 38b 0 |
| 39 Unpaid minimum required contribution for current year (excess, if any, of line 36 over line 37) | | | | 39 0 |
| 40 Unpaid minimum required contributions for all years | | | | 40 0 |

| | | | | |
|---|--|--|--|--|
| Part IX Pension Funding Relief Under the American Rescue Plan Act of 2021 (See Instructions) | | | | |
| 41 If an election was made to use the extended amortization rule for a plan year beginning on or before December 31, 2021, check the box to indicate the first plan year for which the rule applies. <input type="checkbox"/> 2019 <input type="checkbox"/> 2020 <input type="checkbox"/> 2021 | | | | |

Schedule SB, Part V

Statement of Actuarial Assumptions/Methods

Barcon Ventures LLC Cash Balance Plan

81-4985378 / 002

For the plan year 01/01/2024 through 12/31/2024

Valuation Date: 12/31/2024

Funding Method: As prescribed in IRC Section 430
Age - Eligibility age at last birthday and other ages at nearest birthday

Retrospective Compensation - Current compensation

Form of Payment - Assumed form of payment for funding is lump sum equivalent of normal form. Funding Target for lump sum is the greater of the present value of accrued benefit computed using funding segment rates and 417(e) Applicable Mortality Table or lump sum at the assumed retirement date of accrued benefit using plan actuarial equivalence discounted using appropriate segment rate. Lump sum on plan actuarial equivalence rates will not exceed 415 maximum allowable distribution, which is the lesser amount computed using a) 5.5% interest and the Applicable Mortality Table or b) the greater of plan actuarial equivalence interest and mortality or 417(e) Minimum

Interest Rates -

Segment rates for the Valuation Date as permitted under IRC 430(h)(2)(C)

| Segment # | Year | Rate % |
|-----------|--------|--------|
| Segment 1 | 0 - 5 | 5.01 |
| Segment 2 | 6 - 20 | 5.26 |
| Segment 3 | > 20 | 5.36 |

Segment rates as of September 30, 2023 As permitted under IRC 430(h)(2)(C)(iv)(II) - ARP

| Segment # | Year | Rate % |
|-----------|--------|--------|
| Segment 1 | 0 - 5 | 5.01 |
| Segment 2 | 6 - 20 | 5.26 |
| Segment 3 | > 20 | 5.59 |

Pre-Retirement - Mortality Table - None
Improvement Scale - None
Early Retirement Table - None
Turnover Table - None
Disability Table - None
Salary Scale - None
Interest Credit Rate - Current Yr - 5% Projected Yrs - 5%
Expense Load - None
Ancillary Ben Load - None

Post-Retirement - Mortality Table - 24C - 2024 Combined
Improvement Scale - None
Cost of Living - None

Asset Valuation Method: Fair market value of assets adjusted for contributions under IRC 430(g)(4)

Discrimination Test Assumptions:

HCE Determination - Based on all employees

Otherwise Excludable - Otherwise Excludable HCEs are included with the Not Otherwise Excludable employees

Schedule SB, Part V

Statement of Actuarial Assumptions/Methods

Barcon Ventures LLC Cash Balance Plan

81-4985378 / 002

For the plan year 01/01/2024 through 12/31/2024

410(b)/401(a)(4) Testing:

Pre-Retirement - Interest - 8.5% CB Projection Rate - 5%

Post-Retirement - Interest - 8.5%

Mortality Table - G71M - 1971 Group Annuity (male)

Permissively Aggregated Plans - Tested as a Single Plan

Compensation - Use current compensation to calculate the benefit accrual rate (annual method)

Testing Age - Normal retirement age or attained age, if older

Testing Service - Separate benefiting service for DC and for DB for Accrued-to-Date Method

Normal Form for MVAR - Joint with 50% Survivor Benefits

401(a)(26) Testing:

Compensation - Use average compensation to calculate the benefit accrual rate for 401(a)(26)

Testing Age - Normal retirement age or attained age, if older

**Administrator of the
Barcon Ventures LLC Cash Balance Plan
177 Trawler Lane
Merritt, NC 28556**


Certification of Adjusted Funding Target Attainment Percentage (AFTAP) for the 2025 Plan Year

The Pension Protection Act of 2006 (PPA) and Section 436 of the Internal Revenue Code require the calculation of a funding ratio called the Adjusted Funding Target Attainment Percentage (AFTAP) in order to determine whether the Plan is subject to new restrictions on plan amendments, lump sum distributions and benefit accruals.

Determination of AFTAP as of December 31, 2024

| | |
|---|-----------|
| 1. Funding Target plus Target Normal Cost | \$167,123 |
| 2. a. Market Value of Assets | \$142,393 |
| b. Discounted Receivable Contributions, Received by AFTAP Certification date | 49,186 |
| c. Carryover Balance | 0 |
| d. Carryover Balance Voluntary Reduction | 0 |
| e. Carryover Balance Deemed Reduction to Avoid Restrictions | 0 |
| e1. Deemed Reduction due to Presumed AFTAP at Beginning of Plan Year | 0 |
| e2. Deemed Reduction due to Presumed AFTAP at Beginning of Fourth Month | 0 |
| e3. Deemed Reduction at Certification of AFTAP | 0 |
| f. Remaining Carryover Balance (2c - 2d - 2e) | 0 |
| g. Prefunding Balance | 0 |
| h. Portion of Excess Contribution to Add to Prefunding Balance | 0 |
| i. Prefunding Balance Voluntary Reduction | 0 |
| j. Prefunding Balance Deemed Reduction to Avoid Restrictions | 0 |
| j1. Deemed Reduction due to Presumed AFTAP at Beginning of Plan Year | 0 |
| j2. Deemed Reduction due to Presumed AFTAP at Beginning of Fourth Month | 0 |
| j3. Deemed Reduction at Certification of AFTAP | 0 |
| k. Remaining Prefunding Balance (2g + 2h - 2i - 2j) | 0 |
| 3. Funding Target Attainment Percentage (FTAP Exempt) (equals items (2a + 2b) divided by item 1) | 114.63% |
| 4. Adjustment for Annuity Purchases for NHCE's during the last 2 years | \$0 |
| 5. Adjusted Funding Target Attainment Percentage (AFTAP) (equals items (2a + 2b + 4) divided by items (1 + 4)) | 114.63% |

If FTAP Exempt (Item 3) is greater than or equal to 100% then AFTAP (Item 5) is equal to FTAP Exempt adjusted for Annuity Purchase for NHCE's (Item 4)


10-9-24
23-07750

Jonathan Zimble, MSEA Date Enrollment Number

To the best of my knowledge, the information supplied in this certification is complete and accurate. I have relied on the asset, census, and plan provision information that has been provided by the Plan's third party administrator and/or Plan Administrator. Regulations for determining an AFTAP for a plan with an end of year valuation are not issued; however, this certification represents a good faith interpretation of the law.

Actuarial Certification and Disclosures

Barcon Ventures LLC Cash Balance Plan

For the plan year 01/01/2024 through 12/31/2024

Valuation Date: 12/31/2024

Contribution Risks: The minimum required contribution as stated in this valuation is mandated. Should this amount go unfunded, certainly the liabilities of this plan will become less covered by its trust assets. The current plan funding policy indicates that the minimum required contribution will be funded; thus, this valuation has not considered the possibility of unpaid contributions. If the Plan Sponsor knows of events that might impact its abilities to fund the minimum required contribution; these events should be discussed and evaluated as to how they may or may not impact the overall funded status of the plan.

Other Risks: No additional risks require emphasis at this time.


Modeling: The CalcAir Employee Benefit Systems, Inc. pension system was utilized for computations, leveraging its parameter-driven structure for accurate actuarial results. The decision to use this software was based on its reliability, efficiency, and the Actuary's expertise.

Actuarial Professional Credentials and Certifications: I am a member of the American Society of Enrolled Actuaries (ASEA).

I am actively enrolled by the Joint Board of the Enrollment of Actuaries. I am eligible to practice with respect to qualified retirement plans and to furnish the actuarial opinion outlined in the Actuarial Report, adhering to the qualification standards established by the American Academy of Actuaries. Throughout the preparation of the Actuarial Report, there was strict adherence to the guidance outlined in all Actuarial Standards of Practice. There is no discernible connection between the intended users, the Plan, its advisors, my firm, and/or myself that would compromise the impartiality of my findings or my actuarial opinion. Given the intended purpose of the Actuarial Report, there are no restrictions imposed on the report or its findings. To the best of my knowledge, the actuarial opinion and information presented in the Actuarial Report are comprehensive and accurate, developed in accordance with applicable laws and regulations, and align with widely accepted actuarial principles.

Tax Advice Disclaimer: Please be aware that if the Actuarial Communications include tax advice, such advice is not intended or written to be used, and cannot be used by any taxpayer, for the purpose of evading any penalties that may be imposed under the Internal Revenue Code or in promoting, marketing, or recommending any entity, investment plan, or arrangement to any taxpayer.

Adherence to Actuarial Standards: The content of the Actuarial Report is designed to encompass the necessary elements outlined in Actuarial Standards of Practice Nos. 1, 4, 23, 27, 35, 41, 44, 51, and 56. However, if additional information needs to be disclosed, please reach out to the Actuary directly.


Jonathan Zimble, MSEA _____ Date 12/19/24 Enrollment Number 23-07750

Actuary
Fidus Actuarial Solutions, LLC
PO Box 8606
Madeira Beach, FL 33738-
jzimble@fidusactuarial.com
Phone #: (480) 550-8820
Fax #: (480) 550-8821

**SCHEDULE SB
(Form 5500)**

Department of the Treasury
Internal Revenue Service

Department of Labor
Employee Benefits Security Administration
Pension Benefit Guaranty Corporation

**Single-Employer Defined Benefit Plan
Actuarial Information**

This schedule is required to be filed under section 104 of the Employee Retirement Income Security Act of 1974 (ERISA) and section 6059 of the Internal Revenue Code (the Code).

▶ **File as an attachment to Form 5500 or 5500-SF.**

OMB No. 1210-0110

2024

This Form is Open to Public Inspection

For calendar plan year 2024 or fiscal plan year beginning 01/01/2024 and ending 12/31/2024

▶ **Round off amounts to nearest dollar.**

▶ **Caution:** A penalty of \$1,000 will be assessed for late filing of this report unless reasonable cause is established.

A Name of plan
Barcon Ventures LLC Cash Balance Plan

B Three-digit plan number (PN) ▶ 002

C Plan sponsor's name as shown on line 2a of Form 5500 or 5500-SF
Barcon Ventures LLC

D Employer Identification Number (EIN)
81-4985378

E Type of plan: Single Multiple-A Multiple-B

F Prior year plan size: 100 or fewer 101-500 More than 500

Part I Basic Information

1 Enter the valuation date: Month 12 Day 31 Year 2024

2 Assets:

| | | |
|-------------------------------|-----------|---------|
| a Market value..... | 2a | 142,393 |
| b Actuarial value..... | 2b | 142,393 |

3 Funding target/participant count breakdown

| | (1) Number of participants | (2) Vested Funding Target | (3) Total Funding Target |
|--|----------------------------|---------------------------|--------------------------|
| a For retired participants and beneficiaries receiving payment..... | 0 | 0 | 0 |
| b For terminated vested participants | 1 | 1,647 | 1,647 |
| c For active participants..... | 26 | 96,883 | 98,400 |
| d Total..... | 27 | 98,530 | 100,047 |

4 If the plan is in at-risk status, check the box and complete lines (a) and (b)

| | | |
|---|-----------|--|
| a Funding target disregarding prescribed at-risk assumptions | 4a | |
| b Funding target reflecting at-risk assumptions, but disregarding transition rule for plans that have been in at-risk status for fewer than five consecutive years and disregarding loading factor | 4b | |

5 Effective interest rate..... **5** 5.32%


6 Target normal cost

| | | |
|--|-----------|--------|
| a Present value of current plan year accruals | 6a | 67,076 |
| b Expected plan-related expenses | 6b | 0 |
| c Target normal cost..... | 6c | 67,076 |

Statement by Enrolled Actuary

To the best of my knowledge, the information supplied in this schedule and accompanying schedules, statements and attachments, if any, is complete and accurate. Each prescribed assumption was applied in accordance with applicable law and regulations. In my opinion, each other assumption is reasonable (taking into account the experience of the plan and reasonable expectations) and such other assumptions, in combination, offer my best estimate of anticipated experience under the plan.

SIGN HERE


Signature of actuary

Jonathan Zimble, MSEA
Type or print name of actuary

Fidus Actuarial Solutions, LLC
Firm name

PO Box 8606
Madeira Beach FL 33738
Address of the firm

10/09/2025
Date

2307750
Most recent enrollment number

480-550-8820
Telephone number (including area code)

If the actuary has not fully reflected any regulation or ruling promulgated under the statute in completing this schedule, check the box and see instructions

For Paperwork Reduction Act Notice, see the Instructions for Form 5500 or 5500-SF.

Employee Summary

Barcon Ventures LLC Cash Balance Plan For the plan year 01/01/2024 through 12/31/2024

— Defined Benefit —

All

| | |
|-------------------------------------|----|
| A. Total Number of Employees | 57 |
| B. Less Excludable Employees | 29 |
| (1) Minimum Age and Service | 29 |
| (2) Collective Bargaining | 0 |
| (3) Nonresident Aliens | 0 |
| (4) 500 Hours/Last Day Rule | 0 |
| (5) Excluded for Other Reasons | 0 |
| C. Total Not Excluded | 28 |
| (1) Total Benefiting | 28 |
| D. Highly Compensated Employees | 4 |
| (1) Benefiting | 4 |
| (2) Not Benefiting | 0 |
| E. Non-Highly Compensated Employees | 24 |
| (1) Benefiting | 24 |
| (2) Not Benefiting | 0 |
| F. Ratio Percentage or Exception | d |

Exception codes: a=Only HCEs, b=No HCEs benefiting, d=All NHCEs benefiting

5500 Lines 5 & 6:

| | |
|--|----|
| 5. Total Participants at the Beginning of Plan Year | 27 |
| 6a(1). Active Participants at the Beginning of the Plan Year (BOY) | 24 |
| 6a(2). Active Participants at the End of the Plan Year (EOY) | 26 |
| 6b. Retired or Separated Participants Receiving Benefits | 0 |
| 6c. Retired or Separated Participants Entitled to Future Benefits | 1 |
| 6d. Subtotal | 27 |
| 6e. Deceased Participants Whose Beneficiaries are Entitled to Benefits | 0 |
| 6f. Total Participants at the End of the Plan Year | 27 |
| 6g(1). Participants with Account Balance at BOY (N/A for DB Plans) | |
| 6g(2). Participants with Account Balance at EOY (N/A for DB Plans) | |
| 6h. Terminated Participants with Accrued Benefits not 100% Vested | 0 |

5500-SF Line 5:

| | |
|--|----|
| 5a. Total Participants at the Beginning of Plan Year | 27 |
| 5b. Total Participants at the End of the Plan Year | 27 |
| 5c(1). Participants with Account Balance at BOY (N/A for DB Plans) | |
| 5c(2). Participants with Account Balance at EOY (N/A for DB Plans) | |
| 5d(1). Active Participants at the Beginning of Plan Year | 24 |
| 5d(2). Active Participants at the End of the Plan Year | 26 |
| 5e. Terminated Participants with Accrued Benefits not 100% vested | 0 |

Employee Summary (Detail)

Barcon Ventures LLC Cash Balance Plan

For the plan year 01/01/2024 through 12/31/2024

- Benefiting - Form 5500 Line

| | Status Code | Family Code | HCE | OE | E | K | M | (5.) | (6a1.) | (6a2.) | (6b.) | (6c.) | (6e.) | (6g1.) | (6g2.) | (6h.) |
|--------------------------|-------------------|-------------|-----|----|---|---|---|------|--------|--------|-------|-------|-------|--------|--------|-------|
| Pena, Kevin U. | T26 - 01/10/2024 | | | | Y | X | X | x | x | | | | x | | | |
| Peterson, Dominic | 0 | | | | Y | X | X | x | x | x | | | | | | |
| Peterson, John | 0 | | | | Y | X | X | x | x | x | | | | | | |
| Reyes, Roger A. | T40 - 11/10/2023 | | | | | | | x | | | | | | | | |
| Rodriguez, Adrian | T130 - 01/10/2024 | | | | X | X | X | | | | | | | | | |
| Rodriguez Aponte, Freddy | 101 | | | | X | X | X | | | | | | | | | |
| Romer, Luis | T130 - 12/19/2024 | | | | X | X | X | | | | | | | | | |
| Romer, Martin | N0 | | | | Y | X | X | x | x | x | | | | | | |
| Saldana, Alvaro | 0 | | | | Y | X | X | x | x | x | | | | | | |
| Sampson, Lacy | N0 | | | | Y | X | X | | | | | x | | | | |
| Sanderson, David | 0 | | | | Y | X | X | x | x | x | | | | | | |
| Seals, Bobby | T40 - 08/28/2023 | | | | | | | x | | | | | | | | |
| Strong, Travis | 2 | | | | Y | X | X | x | x | x | | | | | | |
| Varela, Miseal | 0 | | | | Y | X | X | x | x | x | | | | | | |
| Wilkinson, Dustin W | 103 | | | | X | X | X | | | | | | | | | |
| Williams, Jacob | TN26 - 01/10/2024 | | | | Y | X | X | x | x | | | | | | | |
| Williams, Lonnie Jr. | 0 | | | | Y | X | X | x | x | x | | | | | | |
| Totals: | | | | | | | | 27 | 24 | 26 | 0 | 1 | 0 | 0 | 0 | 0 |

Benefiting:

E=Employer, K=401(k), M=401(m), OE=Otherwise Excludable
 Key: Y=Benefiting, N=Not Benefiting, X=Excludable, Blank=N/A

Status Codes:

T=Terminated - Term Date, R=Retired, D=Deceased/Disabled, N=New Participant

0=Active

40=Terminated - in Prior Year

130=Terminated - Ineligible - Age/Svc

2=Less than Required Hours

101=Ineligible - Minimum Service

26=Terminated - BIS

103=Ineligible - Participation Date in Future Period

Schedule SB, line 19 - Discounted Employer Contributions

Barcon Ventures LLC Cash Balance Plan

81-4985378 / 002

For the plan year 01/01/2024 through 12/31/2024

Valuation Date: 12/31/2024

| | Date | Amount | Adjusted Contribution | Adjusted Prior Year Contribution | Adjusted Quarterly | Effective Rate | Penalty Rate |
|------------------------------------|-------------------|-----------------|--------------------------|--|-----------------------|-------------------|-----------------|
| Deposited Contribution | 09/12/2025 | \$51,000 | | | | | |
| Applied to Additional Contribution | 12/31/2024 | 25,358 | 24,456 | 0 | 0 | 5.32 | 0.00 |
| Applied to MRC | 12/31/2024 | 25,642 | 24,730 | 0 | 0 | 5.32 | 0.00 |
| Totals for Deposited Contribution | | \$51,000 | \$49,186 | \$0 | \$0 | | |

**Schedule SB, line 22 -
Description of Weighted Average Retirement Age**

Barcon Ventures LLC Cash Balance Plan

81-4985378 / 002

For the plan year 01/01/2024 through 12/31/2024

The age reported is the weighted average of the assumed retirement ages for all active participants as of the valuation date based on their funding target or target normal cost should the funding target of the plan be zero rounded to the nearest whole age. For an active late retiree, the assumed retirement age may be later than the Plan's normal retirement age. Each participant's rate of retirement is assumed to be 100% of his/her assumed retirement age.

401(a)(26) Minimum Participation Test

Barcon Ventures LLC Cash Balance Plan

For the plan year 01/01/2024 through 12/31/2024

Passed 401(a)(26) Minimum
Participation Test

Passed Method: Annual

| | |
|---|----|
| A. Total Number of Employees | 57 |
| B. Excludable Employees | 31 |
| C. Total Not Excluded (A-B) | 26 |
| D. Total Benefiting | 11 |
| E. 40% of Total Not Excluded (C*.4) | 11 |
| F. Greater of E or 2 (or if C only 1,1) | 11 |
| G. Lesser of 50 or F | 11 |

Passes 401(a)(26) Minimum Participation Test if (G) not greater than (D)

Benefit accrual rates of 0.5% or more are generally considered to be meaningful benefits. This plan includes 15 participant(s) with benefit accrual rate(s) less than 0.5%.

Failed Method: Accrued-to-Date

| | |
|---|----|
| A. Total Number of Employees | 57 |
| B. Excludable Employees | 31 |
| C. Total Not Excluded (A-B) | 26 |
| D. Total Benefiting | 7 |
| E. 40% of Total Not Excluded (C*.4) | 11 |
| F. Greater of E or 2 (or if C only 1,1) | 11 |
| G. Lesser of 50 or F | 11 |

Fails 401(a)(26) Minimum Participation Test if (G) greater than (D)

Benefit accrual rates of 0.5% or more are generally considered to be meaningful benefits. This plan includes 19 participant(s) with benefit accrual rate(s) less than 0.5%.

IRC Sec. 401(a)(26) for DB plans requires additional participation requirements, such that on each day of the plan year, the number of participants benefiting with a "meaningful" benefit is at least the lesser of:

(1) 50 non-excludable employees of the employer

Or

(2) the greater of

(a) 40 percent of non-excludable employees of the employer, Or

(b) 2 non-excludable employees (or if there is only 1 non-excludable employee, such employee)

401(a)(26) Minimum Participation Test (Detail)

Barcon Ventures LLC Cash Balance Plan

For the plan year 01/01/2024 through 12/31/2024

Passed 401(a)(26) Minimum Participation Test

| H C E | O E X | Testing | | | Benefit Accruals | | Benefit Basis | | | | | |
|---|-------------|---------|-----------------|----------|---------------------|----------------------|---------------|-----------------|-------------|------------|----------------------|------------|
| | | Att Age | Assumed Ret Age | Past Svc | Annual Compensation | Average Compensation | Annual Method | Accrued-to-Date | Annual Rate | Benefiting | Accrued-to-Date Rate | Benefiting |
| Non-Excludables | | | | | | | | | | | | |
| Balcacer, Martin | | | | | | | | | | | | |
| | | 63 | 65 | 3 | 83,028.52 | 63,054.41 | 12.17 | 9.59 | 0.23 | N | 0.18 | N |
| Barron, Frank | | | | | | | | | | | | |
| Y | | 55 | 62 | 3 | 297,863.43 | 204,287.81 | 390.59 | 305.01 | 2.29 | Y | 1.79 | Y |
| Barron, Levi | | | | | | | | | | | | |
| Y | | 29 | 62 | 2 | 79,500.00 | 79,500.00 | 0.00 | 0.00 | 0.00 | N | 0.00 | N |
| Barron, Sheila | | | | | | | | | | | | |
| Y | | 52 | 62 | 2 | 32,200.00 | 29,800.00 | 0.00 | 0.00 | 0.00 | N | 0.00 | N |
| Briggs, Ronald | | | | | | | | | | | | |
| | | 49 | 62 | 4 | 71,191.00 | 86,159.99 | 16.68 | 20.94 | 0.23 | N | 0.29 | N |
| Bullard, Scott P. | | | | | | | | | | | | |
| | | 44 | 62 | 2 | 67,019.08 | 65,358.86 | 27.23 | 27.27 | 0.50 | Y | 0.50 | Y |
| Burgos Diaz, Christian -- new participant - less than required hours | | | | | | | | | | | | |
| | | 35 | 62 | 1 | 13,848.42 | 33,773.96 | 0.00 | 0.00 | 0.00 | N | 0.00 | N |
| Clark, Caitlin | | | | | | | | | | | | |
| Y | | 30 | 62 | 3 | 68,150.00 | 55,950.00 | 0.00 | 0.00 | 0.00 | N | 0.00 | N |
| Cummings, Eddie | | | | | | | | | | | | |
| | | 42 | 62 | 2 | 62,838.75 | 44,687.50 | 20.72 | 17.35 | 0.56 | Y | 0.47 | N |
| Hammonds, Roger | | | | | | | | | | | | |
| | | 39 | 62 | 4 | 75,375.00 | 73,277.99 | 30.53 | 29.69 | 0.50 | Y | 0.49 | N |
| Hunt, Dennis W. | | | | | | | | | | | | |
| | | 55 | 62 | 3 | 65,258.02 | 65,442.59 | 11.41 | 12.02 | 0.21 | N | 0.22 | N |
| Jacobs, Samuel D. | | | | | | | | | | | | |
| | | 49 | 62 | 2 | 65,065.00 | 65,754.58 | 15.24 | 15.63 | 0.28 | N | 0.29 | N |
| Leon, Francisco J. -- less than required hours | | | | | | | | | | | | |
| | | 43 | 62 | 2 | 36,367.50 | 51,786.04 | 0.00 | 12.49 | 0.00 | N | 0.29 | N |
| Locklear, Atika | | | | | | | | | | | | |
| | | 44 | 62 | 4 | 28,819.36 | 26,671.59 | 11.11 | 9.32 | 0.50 | Y | 0.42 | N |
| Lowry, Shawn E -- new participant | | | | | | | | | | | | |
| | | 50 | 62 | 1 | 32,825.00 | 62,160.32 | 7.32 | 7.32 | 0.14 | N | 0.14 | N |
| Melendez Albert, Christopher -- new participant | | | | | | | | | | | | |
| | | 40 | 62 | 1 | 32,435.00 | 57,085.55 | 23.79 | 23.79 | 0.50 | Y | 0.50 | Y |
| Moon, Keysha | | | | | | | | | | | | |
| | | 46 | 62 | 2 | 35,091.50 | 30,532.50 | 12.73 | 13.11 | 0.50 | Y | 0.52 | Y |
| Peterson, Dominic | | | | | | | | | | | | |
| | | 48 | 62 | 3 | 72,860.00 | 72,351.33 | 17.92 | 18.70 | 0.30 | N | 0.31 | N |

401(a)(26) Minimum Participation Test (Detail)

Barcon Ventures LLC Cash Balance Plan

For the plan year 01/01/2024 through 12/31/2024

Passed 401(a)(26) Minimum Participation Test

| H C E | O E X | Att Age | Assumed Ret Age | Past Svc | Testing | | Benefit Accruals Life Annuity | | Benefit Basis | | | |
|---|-------------|------------|--------------------|-------------|------------------------|-------------------------|----------------------------------|---------------------|----------------|------------|-------------------------|------------|
| | | | | | Annual Compensation | Average Compensation | Annual Method | Accrued-to- Date | Annual Rate | Benefiting | Accrued-to-Date Rate | Benefiting |
| Non-Excludables | | | | | | | | | | | | |
| Peterson, John | | | | | | | | | | | | |
| | | 71 | 73 | 3 | 81,520.00 | 78,653.33 | 15.15 | 15.34 | 0.23 | N | 0.23 | N |
| Romer, Martin -- new participant | | | | | | | | | | | | |
| | | 25 | 62 | 1 | 36,144.00 | 26,471.33 | 27.31 | 27.31 | 1.24 | Y | 1.24 | Y |
| Saldana, Alvaro | | | | | | | | | | | | |
| | | 57 | 62 | 3 | 83,925.00 | 66,554.17 | 13.31 | 10.96 | 0.24 | N | 0.20 | N |
| Sampson, Lacy -- new participant | | | | | | | | | | | | |
| | | 32 | 62 | 1 | 32,698.58 | 49,970.87 | 20.82 | 20.82 | 0.50 | Y | 0.50 | Y |
| Sanderson, David | | | | | | | | | | | | |
| | | 46 | 62 | 4 | 70,810.63 | 71,358.96 | 29.73 | 27.56 | 0.50 | Y | 0.46 | N |
| Strong, Travis -- less than required hours | | | | | | | | | | | | |
| | | 40 | 62 | 3 | 2,612.19 | 57,022.08 | 0.00 | 15.01 | 0.00 | N | 0.32 | N |
| Varela, Miscal | | | | | | | | | | | | |
| | | 34 | 62 | 2 | 67,760.80 | 47,412.03 | 33.01 | 25.26 | 0.84 | Y | 0.64 | Y |
| Williams, Lonnie Jr. | | | | | | | | | | | | |
| | | 61 | 63 | 3 | 34,838.00 | 38,521.00 | 4.88 | 5.68 | 0.15 | N | 0.18 | N |
| Excludables | | | | | | | | | | | | |
| Benitez, Oscar -- terminated 1/10/2024 ineligible - age/svc | | | | | | | | | | | | |
| | | 55 | 0 | 0 | 0.00 | 0.00 | 0.00 | 0.00 | 0.00 | Exc | 0.00 | Exc |
| Bullard, Ron M -- ineligible - participation date in future period, anticipated participation 1/1/2025 | | | | | | | | | | | | |
| | | 40 | 0 | 0 | 0.00 | 0.00 | 0.00 | 0.00 | 0.00 | Exc | 0.00 | Exc |
| Bulted, Elias -- ineligible - minimum service, anticipated participation 7/1/2025 | | | | | | | | | | | | |
| | | 39 | 0 | 0 | 0.00 | 0.00 | 0.00 | 0.00 | 0.00 | Exc | 0.00 | Exc |
| Chavis, Billy -- terminated 1/10/2024 ineligible - age/svc | | | | | | | | | | | | |
| | | 50 | 0 | 0 | 0.00 | 0.00 | 0.00 | 0.00 | 0.00 | Exc | 0.00 | Exc |
| Clark, John -- ineligible - participation date in future period, anticipated participation 1/1/2025 | | | | | | | | | | | | |
| | | 51 | 0 | 0 | 0.00 | 0.00 | 0.00 | 0.00 | 0.00 | Exc | 0.00 | Exc |
| Colon Flores, Carlos -- terminated 12/5/2024 ineligible - age/svc | | | | | | | | | | | | |
| | | 37 | 0 | 0 | 0.00 | 0.00 | 0.00 | 0.00 | 0.00 | Exc | 0.00 | Exc |
| Cruz Rivera, Enrique A -- terminated 1/10/2024 ineligible - age/svc | | | | | | | | | | | | |
| | | 25 | 0 | 0 | 0.00 | 0.00 | 0.00 | 0.00 | 0.00 | Exc | 0.00 | Exc |
| Dial, Ronald E -- terminated 3/11/2024 ineligible - age/svc | | | | | | | | | | | | |
| | | 54 | 0 | 0 | 0.00 | 0.00 | 0.00 | 0.00 | 0.00 | Exc | 0.00 | Exc |
| Graham, Jason A -- terminated 1/17/2024 ineligible - age/svc | | | | | | | | | | | | |
| | | 44 | 0 | 0 | 0.00 | 0.00 | 0.00 | 0.00 | 0.00 | Exc | 0.00 | Exc |

401(a)(26) Minimum Participation Test (Detail)

Barcon Ventures LLC Cash Balance Plan For the plan year 01/01/2024 through 12/31/2024

Passed 401(a)(26) Minimum Participation Test

| H C E | O E X | Testing | | | Benefit Accruals Life Annuity | | Benefit Basis | | | | | |
|--|-------------|---------|-----------------|----------|----------------------------------|----------------------|---------------|-----------------|-------------|------------|----------------------|------------|
| | | Att Age | Assumed Ret Age | Past Svc | Annual Compensation | Average Compensation | Annual Method | Accrued-to-Date | Annual Rate | Benefiting | Accrued-to-Date Rate | Benefiting |
| Excludables | | | | | | | | | | | | |
| Hammonds, Braylin -- terminated 7/29/2024 ineligible - age/svc | | | | | | | | | | | | |
| | | 20 | 0 | 0 | 0.00 | 0.00 | 0.00 | 0.00 | 0.00 | Exc | 0.00 | Exc |
| Hammonds, Marty -- ineligible - minimum service, anticipated participation 1/1/2025 | | | | | | | | | | | | |
| | | 48 | 0 | 0 | 0.00 | 0.00 | 0.00 | 0.00 | 0.00 | Exc | 0.00 | Exc |
| Hunt, Charles -- ineligible - minimum service, anticipated participation 7/1/2025 | | | | | | | | | | | | |
| | | 49 | 0 | 0 | 0.00 | 0.00 | 0.00 | 0.00 | 0.00 | Exc | 0.00 | Exc |
| Joyner, Anthony K -- ineligible - participation date in future period, anticipated participation 1/1/2025 | | | | | | | | | | | | |
| | | 41 | 0 | 0 | 0.00 | 0.00 | 0.00 | 0.00 | 0.00 | Exc | 0.00 | Exc |
| Locklear, Daryl -- ineligible - minimum service, anticipated participation 1/1/2025 | | | | | | | | | | | | |
| | | 43 | 0 | 0 | 0.00 | 0.00 | 0.00 | 0.00 | 0.00 | Exc | 0.00 | Exc |
| Locklear, Gregory -- terminated 1/17/2024 ineligible - age/svc | | | | | | | | | | | | |
| | | 57 | 0 | 0 | 0.00 | 0.00 | 0.00 | 0.00 | 0.00 | Exc | 0.00 | Exc |
| Lowry, Johnny R. -- terminated 1/18/2024 ineligible - age/svc | | | | | | | | | | | | |
| | | 53 | 0 | 0 | 0.00 | 0.00 | 0.00 | 0.00 | 0.00 | Exc | 0.00 | Exc |
| Lytch, Shanazi -- terminated 6/14/2024 ineligible - age/svc | | | | | | | | | | | | |
| | | 25 | 0 | 0 | 0.00 | 0.00 | 0.00 | 0.00 | 0.00 | Exc | 0.00 | Exc |
| Mendez-Rivera, Victor -- ineligible - minimum service, anticipated participation 7/1/2025 | | | | | | | | | | | | |
| | | 52 | 0 | 0 | 0.00 | 0.00 | 0.00 | 0.00 | 0.00 | Exc | 0.00 | Exc |
| Mendoza, La Verne B -- ineligible - participation date in future period, anticipated participation 1/1/2025 | | | | | | | | | | | | |
| | | 73 | 0 | 0 | 0.00 | 0.00 | 0.00 | 0.00 | 0.00 | Exc | 0.00 | Exc |
| Mokiao, Reed III -- ineligible - minimum service, anticipated participation 7/1/2025 | | | | | | | | | | | | |
| | | 27 | 0 | 0 | 0.00 | 0.00 | 0.00 | 0.00 | 0.00 | Exc | 0.00 | Exc |
| Morgan, Eric -- ineligible - minimum service, anticipated participation 7/1/2025 | | | | | | | | | | | | |
| | | 33 | 0 | 0 | 0.00 | 0.00 | 0.00 | 0.00 | 0.00 | Exc | 0.00 | Exc |
| Mumford, Audie E -- terminated 1/24/2024 ineligible - age/svc | | | | | | | | | | | | |
| | | 54 | 0 | 0 | 0.00 | 0.00 | 0.00 | 0.00 | 0.00 | Exc | 0.00 | Exc |
| Ostolaza Aponte, Christian -- ineligible - minimum service | | | | | | | | | | | | |
| | | 42 | 0 | 0 | 0.00 | 0.00 | 0.00 | 0.00 | 0.00 | Exc | 0.00 | Exc |
| Oxendine, Michael -- terminated 1/10/2024 ineligible - age/svc | | | | | | | | | | | | |
| | | 55 | 0 | 0 | 0.00 | 0.00 | 0.00 | 0.00 | 0.00 | Exc | 0.00 | Exc |
| Oztolaza Aponte, Billy -- ineligible - minimum service | | | | | | | | | | | | |
| | | 41 | 0 | 0 | 0.00 | 0.00 | 0.00 | 0.00 | 0.00 | Exc | 0.00 | Exc |
| Pena, Kevin U. -- terminated 1/10/2024 BIS - not yet paid | | | | | | | | | | | | |
| | | 26 | 62 | 3 | 2,892.50 | 44,906.88 | 0.00 | 24.17 | 0.00 | Exc | 0.65 | Exc |
| Rodriguez, Adrian -- terminated 1/10/2024 ineligible - age/svc | | | | | | | | | | | | |
| | | 21 | 0 | 0 | 0.00 | 0.00 | 0.00 | 0.00 | 0.00 | Exc | 0.00 | Exc |

401(a)(26) Minimum Participation Test (Detail)

Barcon Ventures LLC Cash Balance Plan

For the plan year 01/01/2024 through 12/31/2024

Passed 401(a)(26) Minimum Participation Test

| H C E | O E X | Testing | | | Benefit Accruals | | Benefit Basis | | | | | |
|--|-------------|---------|-----------------|----------|---------------------|----------------------|---------------|-----------------|-------------|------------|----------------------|------------|
| | | Att Age | Assumed Ret Age | Past Svc | Annual Compensation | Average Compensation | Annual Method | Accrued-to-Date | Annual Rate | Benefiting | Accrued-to-Date Rate | Benefiting |
| Excludables | | | | | | | | | | | | |
| Rodriguez Aponte, Freddy -- ineligible - minimum service | | | | | | | | | | | | |
| | | 58 | 0 | 0 | 0.00 | 0.00 | 0.00 | 0.00 | 0.00 | Exc | 0.00 | Exc |
| Romer, Luis -- terminated 12/19/2024 ineligible - age/svc | | | | | | | | | | | | |
| | | 22 | 0 | 0 | 0.00 | 0.00 | 0.00 | 0.00 | 0.00 | Exc | 0.00 | Exc |
| Wilkinson, Dustin W -- ineligible - participation date in future period, anticipated participation 1/1/2025 | | | | | | | | | | | | |
| | | 31 | 0 | 0 | 0.00 | 0.00 | 0.00 | 0.00 | 0.00 | Exc | 0.00 | Exc |
| Williams, Jacob -- new participant - terminated 1/10/2024 BIS - non-vested - non-vested | | | | | | | | | | | | |
| | | 23 | 62 | 1 | 2,020.00 | 14,425.07 | 0.00 | 0.00 | 0.00 | Exc | 0.00 | Exc |

410(b) Minimum Coverage Test

Barcon Ventures LLC Cash Balance Plan

For the plan year 01/01/2024 through 12/31/2024

Passed 410(b) Minimum Coverage Test

I. Ratio Percentage Test - **Passed**

| Passed | | | |
|----------------------------|------|-------|----|
| Satisfied Plan Eligibility | | | |
| — Number of Participants — | | | |
| NHCEs | HCEs | Total | |
| A. Benefiting | 24 | 4 | 28 |
| B. Not Benefiting | 0 | 0 | 0 |
| C. Total | 24 | 4 | 28 |

D. Percentage (A/C) 100.00% 100.00%

E. Ratio Percentage (NHCEs/HCEs) d
(must be 70% or more)

Ratio percentage exception codes: a=Only HCEs, b=No HCEs benefiting, d=All NHCEs benefiting

II. Average Benefit Test - **Passed**

A. Nondiscriminatory Classification Test

Passed

- | | |
|-----------------------------------|-------|
| 1. NHCEs Concentration Percentage | 85.71 |
| 2. Safe Harbor Percentage | 31.25 |
| 3. Unsafe Harbor Percentage | 21.25 |
| 4. Ratio Percentage | d |

Ratio Percentage is greater than or equal to Safe Harbor Percentage **Passed**

All Together

B. Average Benefit Percentage Test

- | | | | | |
|--|---------|---------|--------|---------|
| 1. Average Benefit Percentage of NHCEs | 4.47 | 4.97 | 0.38 | 0.71 |
| 2. Average Benefit Percentage of HCEs | 3.37 | 3.80 | 0.45 | 0.53 |
| 3. Average Benefit Percentage (B1/B2) | 132.64% | 130.79% | 84.44% | 133.96% |
- (must be 70% or more)

| Benefit Basis | | | |
|---------------|-------------|-----------------|-------------|
| Annual | | Accrued-to-Date | |
| w/o PD | with PD | w/o PD | with PD |
| 4.47 | 4.97 | 0.38 | 0.71 |
| 3.37 | 3.80 | 0.45 | 0.53 |
| 132.64% | 130.79% | 84.44% | 133.96% |
| Pass | Pass | Pass | Pass |

| Equivalent Contribution Basis | |
|-------------------------------|-------------|
| Annual | |
| w/o PD | with PD |
| 6.16 | 9.14 |
| 10.39 | 13.30 |
| 59.29% | 68.72% |
| Fail | Fail |

410(b) Minimum Coverage Test

Barcon Ventures LLC Cash Balance Plan

For the plan year 01/01/2024 through 12/31/2024

| H C E | B N | O X | Att Age | Testing | | Benefit Accruals | | | Percentages | | | | Equivalent Contribution Basis | |
|---|--------|--------|------------|-------------|----------|---------------------|---------------|-----------------|---------------|---------|------------------------|---------|-------------------------------|---------|
| | | | | Testing Age | Past Svc | Annual Compensation | Annual Method | Accrued-to-Date | Annual w/o PD | with PD | Accrued-to-Date w/o PD | with PD | Annual w/o PD | with PD |
| | | | | | | | | | | | | | | |
| Highly Compensated | | | | | | | | | | | | | | |
| Barron, Frank | | | | | | | | | | | | | | |
| Y | Y | | 55 | 62 | 3 | 297,863.43 | 390.59 | 305.01 | 5.18 | 5.41 | 1.79 | 2.13 | 24.83 | 28.05 |
| Barron, Levi | | | | | | | | | | | | | | |
| Y | Y | | 29 | 62 | 3 | 79,500.00 | 0.00 | 0.00 | 2.19 | 2.69 | 0.00 | 0.00 | 1.26 | 2.52 |
| Barron, Sheila | | | | | | | | | | | | | | |
| Y | Y | | 52 | 62 | 3 | 32,200.00 | 0.00 | 0.00 | 3.73 | 4.23 | 0.00 | 0.00 | 13.98 | 19.68 |
| Clark, Caitlin | | | | | | | | | | | | | | |
| Y | Y | | 30 | 62 | 3 | 68,150.00 | 0.00 | 0.00 | 2.36 | 2.86 | 0.00 | 0.00 | 1.47 | 2.94 |
| Subtotals: | | | | | | \$477,713.43 | | | 13.46 | 15.19 | 1.79 | 2.13 | 41.54 | 53.19 |
| Total HCEs | | | | | | 4 | | | | | | | | |
| Average Benefit Percentage | | | | | | | | | 3.37 | 3.80 | 0.45 | 0.53 | 10.39 | 13.30 |
| Non-Highly Compensated | | | | | | | | | | | | | | |
| Balcacer, Martin | | | | | | | | | | | | | | |
| Y | | | 63 | 65 | 3 | 83,028.52 | 12.17 | 9.59 | 0.93 | 1.41 | 0.18 | 0.36 | 6.18 | 9.36 |
| Briggs, Ronald | | | | | | | | | | | | | | |
| Y | | | 49 | 62 | 4 | 71,191.00 | 16.68 | 20.94 | 1.98 | 2.48 | 0.29 | 0.58 | 5.83 | 8.66 |
| Bullard, Scott P. | | | | | | | | | | | | | | |
| Y | | | 44 | 62 | 2 | 67,019.08 | 27.23 | 27.27 | 3.05 | 3.55 | 0.50 | 1.00 | 5.95 | 8.90 |
| Burgos Diaz, Christian -- new participant - less than required hours | | | | | | | | | | | | | | |
| Y | | | 35 | 62 | 1 | 13,848.42 | 0.00 | 0.00 | 5.80 | 6.30 | 0.00 | 0.00 | 5.44 | 7.88 |
| Cummings, Eddie | | | | | | | | | | | | | | |
| Y | | | 42 | 62 | 2 | 62,838.75 | 20.72 | 17.35 | 3.42 | 3.92 | 0.47 | 0.94 | 5.66 | 8.32 |
| Hammonds, Roger | | | | | | | | | | | | | | |
| Y | | | 39 | 62 | 4 | 75,375.00 | 30.53 | 29.69 | 4.34 | 4.84 | 0.49 | 0.98 | 5.63 | 8.26 |
| Hunt, Dennis W. | | | | | | | | | | | | | | |
| Y | | | 55 | 62 | 3 | 65,258.02 | 11.41 | 12.02 | 1.26 | 1.76 | 0.22 | 0.44 | 6.00 | 9.00 |
| Jacobs, Samuel D. | | | | | | | | | | | | | | |
| Y | | | 49 | 62 | 2 | 65,065.00 | 15.24 | 15.63 | 1.98 | 2.48 | 0.29 | 0.58 | 5.82 | 8.64 |
| Leon, Francisco J. -- less than required hours | | | | | | | | | | | | | | |
| Y | | | 43 | 62 | 2 | 36,367.50 | 0.00 | 12.49 | 2.78 | 3.28 | 0.29 | 0.58 | 5.00 | 7.00 |
| Locklear, Atika | | | | | | | | | | | | | | |
| Y | | | 44 | 62 | 4 | 28,819.36 | 11.11 | 9.32 | 3.02 | 3.52 | 0.42 | 0.84 | 5.90 | 8.80 |
| Lowry, Shawn E -- new participant | | | | | | | | | | | | | | |
| Y | | | 50 | 62 | 1 | 32,825.00 | 7.32 | 7.32 | 3.46 | 3.96 | 0.14 | 0.28 | 11.03 | 16.73 |
| Melendez Albert, Christopher -- new participant | | | | | | | | | | | | | | |
| Y | | | 40 | 62 | 1 | 32,435.00 | 23.79 | 23.79 | 7.55 | 8.05 | 0.50 | 1.00 | 10.64 | 16.34 |
| Moon, Keysha | | | | | | | | | | | | | | |
| Y | | | 46 | 62 | 2 | 35,091.50 | 12.73 | 13.11 | 2.62 | 3.12 | 0.52 | 1.02 | 6.00 | 9.00 |
| Pena, Kevin U. -- terminated 1/10/2024 BIS - not yet paid | | | | | | | | | | | | | | |
| Y | | | 26 | 62 | 3 | 2,892.50 | 0.00 | 24.17 | 11.13 | 11.63 | 0.65 | 1.15 | 5.00 | 7.00 |
| Peterson, Dominic | | | | | | | | | | | | | | |
| Y | | | 48 | 62 | 3 | 72,860.00 | 17.92 | 18.70 | 2.15 | 2.65 | 0.31 | 0.62 | 5.80 | 8.60 |

410(b) Minimum Coverage Test

Barcon Ventures LLC Cash Balance Plan

For the plan year 01/01/2024 through 12/31/2024

| H C E | B E N | O E X | Att Age | Testing | | Benefit Accruals | | | Percentages | | | | Equivalent Contribution Basis | |
|--|-------------|-------------|------------|-------------|----------|---------------------|---------------|-----------------|---------------|----------------|------------------------|-------------------------|-------------------------------|----------------|
| | | | | Testing Age | Past Svc | Annual Compensation | Annual Method | Accrued-to-Date | Annual w/o PD | Annual with PD | Accrued-to-Date w/o PD | Accrued-to-Date with PD | Annual w/o PD | Annual with PD |
| | | | | | | | | | | | | | | |
| Non-Highly Compensated | | | | | | | | | | | | | | |
| Peterson, John | | | | | | | | | | | | | | |
| Y | | | 71 | 73 | 3 | 81,520.00 | 15.15 | 15.34 | 1.16 | 1.76 | 0.23 | 0.46 | 6.19 | 9.38 |
| Romer, Martin -- new participant | | | | | | | | | | | | | | |
| Y | | | 25 | 62 | 1 | 36,144.00 | 27.31 | 27.31 | 12.98 | 13.48 | 1.24 | 1.74 | 5.38 | 7.76 |
| Saldana, Alvaro | | | | | | | | | | | | | | |
| Y | | | 57 | 62 | 3 | 83,925.00 | 13.31 | 10.96 | 1.07 | 1.57 | 0.20 | 0.40 | 6.07 | 9.14 |
| Sampson, Lacy -- new participant | | | | | | | | | | | | | | |
| Y | | | 32 | 62 | 1 | 32,698.58 | 20.82 | 20.82 | 8.79 | 9.29 | 0.50 | 1.00 | 6.45 | 9.90 |
| Sanderson, David | | | | | | | | | | | | | | |
| Y | | | 46 | 62 | 4 | 70,810.63 | 29.73 | 27.56 | 2.68 | 3.18 | 0.46 | 0.92 | 6.16 | 9.32 |
| Strong, Travis -- less than required hours | | | | | | | | | | | | | | |
| Y | | | 40 | 62 | 3 | 2,612.19 | 0.00 | 15.01 | 3.55 | 4.05 | 0.32 | 0.64 | 5.00 | 7.00 |
| Varela, Miseal | | | | | | | | | | | | | | |
| Y | | | 34 | 62 | 2 | 67,760.80 | 33.01 | 25.26 | 6.37 | 6.87 | 0.64 | 1.14 | 5.50 | 8.00 |
| Williams, Jacob -- new participant - terminated 1/10/2024 BIS - non-vested - non-vested | | | | | | | | | | | | | | |
| Y | | | 23 | 62 | 1 | 2,020.00 | 0.00 | 0.00 | 14.21 | 14.71 | 0.00 | 0.00 | 5.00 | 7.00 |
| Williams, Lonnie Jr. | | | | | | | | | | | | | | |
| Y | | | 61 | 63 | 3 | 34,838.00 | 4.88 | 5.68 | 0.88 | 1.33 | 0.18 | 0.36 | 6.18 | 9.36 |
| Subtotals: | | | | | | \$1,157,243.85 | | | 107.16 | 119.19 | 9.04 | 17.03 | 147.81 | 219.35 |
| Total NHCEs | | | | | | 24 | | | | | | | | |
| Average Benefit Percentage | | | | | | | | | 4.47 | 4.97 | 0.38 | 0.71 | 6.16 | 9.14 |
| Average Benefit Percentage Test | | | | | | | | | 132.64% | 130.79% | 84.44% | 133.96% | 59.29% | 68.72% |
| | | | | | | | | | Pass | Pass | Pass | Pass | Fail | Fail |

401(a)(4) Minimum Allocation Gateway

Barcon Ventures LLC Cash Balance Plan

For the plan year 01/01/2024 through 12/31/2024

Minimum Allocation Gateway -- Passed - Highest HCE DB/DC Aggregate Allocation Rate Is 15% to 25% and the Lowest NHCE Rate Is at Least 5%

| | | |
|--|--------|----------------------|
| A. Percentage of NHCEs benefiting primarily in the DB plan | 0.00% | |
| B. Highest HCE DB/DC Aggregate Allocation Rate | 24.83% | Minimum NHCE - 5.00% |
| C. Lowest NHCE DB/DC Aggregate Allocation Rate | 5.00% | Leon, F |
| D. Average NHCE DB Equivalent Allocation Rate | 0.89% | |
| E. Lowest NHCE DB/DC Aggregate Allocation Rate (415(c) Comp) | 5.00% | |
| F. Average NHCE DB Equivalent Allocation Rate (415(c) Comp) | 0.89% | |

Treas. Reg. 1.401(a)(4)-9(b) for DC plans combined with DB plans allow 401(a)(4) cross testing (i.e. contributions are tested as equivalent benefits) if the combination:

- (1) is Primarily Defined Benefit in Nature (A. is more than 50%),
Or
- (2) satisfies a Gateway Requirement. The Gateway is satisfied If :
 - (a) B. is less than 15% And no more than 3 times C.,
 - (b) B. is 15% to 25% And C. is at least 5%, Or
 - (c) B. exceeds 25% And C. is at least 5% plus 1% for each 5% increment (Or portion thereof) that B. exceeds 25%,Or
- (3) E. is 7.5% Or greater,
Or
- (4) consists of Broadly Available Separate Plans.

401(a)(4) General Test

Barcon Ventures LLC Cash Balance Plan For the plan year 01/01/2024 through 12/31/2024

Passed 401(a)(4) General
Non-Discrimination Test

A Rate Group passes if the Ratio Percentage is 70% or more, or if the plan passes the Average Benefit Percentage Test and the Rate Group's Ratio Percentage is greater than or equal to the mid-point between the Safe and Unsafe Harbor Percentages.

| | | |
|---------------------------------|---|--------|
| Average Benefit Percentage Test | - | Passed |
| NHCEs Concentration Percentage | - | 85.71% |
| Safe Harbor Percentage | - | 31.25% |
| Mid-Point | - | 26.25% |
| Unsafe Harbor Percentage | - | 21.25% |

All Together

Passed Method: Annual without Permitted Disparity

| Rate Group | Norm Rate | MVAR | — Non-Highly Compensated Employees — | | | — Highly Compensated Employees — | | | Ratio Percent | Pass/Fail |
|------------|-----------|------|--------------------------------------|-------|-----------------------|----------------------------------|-------|-----------------------|---------------|-----------|
| | | | Number Greater or Equal | Total | Percent in this Group | Number Greater or Equal | Total | Percent in this Group | | |
| 1 | 5.18 | 5.61 | 7 | 24 | 29.17 | 1 | 4 | 25 | 116.68 | Pass |
| 2 | 3.73 | 3.73 | 8 | 24 | 33.33 | 2 | 4 | 50 | 66.66 | Pass |
| 3 | 2.36 | 2.36 | 16 | 24 | 66.67 | 3 | 4 | 75 | 88.89 | Pass |
| 4 | 2.19 | 2.19 | 16 | 24 | 66.67 | 4 | 4 | 100 | 66.67 | Pass |

Passed Method: Annual with Permitted Disparity

| Rate Group | Norm Rate | MVAR | — Non-Highly Compensated Employees — | | | — Highly Compensated Employees — | | | Ratio Percent | Pass/Fail |
|------------|-----------|------|--------------------------------------|-------|-----------------------|----------------------------------|-------|-----------------------|---------------|-----------|
| | | | Number Greater or Equal | Total | Percent in this Group | Number Greater or Equal | Total | Percent in this Group | | |
| 1 | 5.41 | 5.84 | 7 | 24 | 29.17 | 1 | 4 | 25 | 116.68 | Pass |
| 2 | 4.23 | 4.23 | 8 | 24 | 33.33 | 2 | 4 | 50 | 66.66 | Pass |
| 3 | 2.86 | 2.86 | 16 | 24 | 66.67 | 3 | 4 | 75 | 88.89 | Pass |
| 4 | 2.69 | 2.69 | 16 | 24 | 66.67 | 4 | 4 | 100 | 66.67 | Pass |

Failed Method: Accrued-to-Date without Permitted Disparity

| Rate Group | Norm Rate | MVAR | — Non-Highly Compensated Employees — | | | — Highly Compensated Employees — | | | Ratio Percent | Pass/Fail |
|------------|-----------|------|--------------------------------------|-------|-----------------------|----------------------------------|-------|-----------------------|---------------|-----------|
| | | | Number Greater or Equal | Total | Percent in this Group | Number Greater or Equal | Total | Percent in this Group | | |
| 1 | 1.79 | 2.28 | 0 | 24 | 0 | 1 | 4 | 25 | 0 | Fail |

Failed Method: Accrued-to-Date with Permitted Disparity

401(a)(4) General Test

Barcon Ventures LLC Cash Balance Plan For the plan year 01/01/2024 through 12/31/2024

| Rate Group | Norm Rate | MVAR | — Non-Highly Compensated Employees— | | | — Highly Compensated Employees — | | | Ratio Percent | Pass/Fail |
|------------|-----------|------|-------------------------------------|-------|-----------------------|----------------------------------|-------|-----------------------|---------------|-----------|
| | | | Number Greater or Equal | Total | Percent in this Group | Number Greater or Equal | Total | Percent in this Group | | |
| 1 | 2.13 | 2.62 | 0 | 24 | 0 | 1 | 4 | 25 | 0 | Fail |

Failed Method: Equivalent Allocation without Permitted Disparity

| Rate Group | Norm Rate | MVAR | — Non-Highly Compensated Employees— | | | — Highly Compensated Employees — | | | Ratio Percent | Pass/Fail |
|------------|-----------|-------|-------------------------------------|-------|-----------------------|----------------------------------|-------|-----------------------|---------------|-----------|
| | | | Number Greater or Equal | Total | Percent in this Group | Number Greater or Equal | Total | Percent in this Group | | |
| 1 | 24.83 | 26.88 | 0 | 24 | 0 | 1 | 4 | 25 | 0 | Fail |
| 2 | 13.98 | 13.98 | 0 | 24 | 0 | 2 | 4 | 50 | 0 | Fail |
| 3 | 1.47 | 1.47 | 24 | 24 | 100 | 3 | 4 | 75 | 133.33 | Pass |
| 4 | 1.26 | 1.26 | 24 | 24 | 100 | 4 | 4 | 100 | 100 | Pass |

Failed Method: Equivalent Allocation with Permitted Disparity

| Rate Group | Norm Rate | MVAR | — Non-Highly Compensated Employees— | | | — Highly Compensated Employees — | | | Ratio Percent | Pass/Fail |
|------------|-----------|-------|-------------------------------------|-------|-----------------------|----------------------------------|-------|-----------------------|---------------|-----------|
| | | | Number Greater or Equal | Total | Percent in this Group | Number Greater or Equal | Total | Percent in this Group | | |
| 1 | 28.05 | 30.11 | 0 | 24 | 0 | 1 | 4 | 25 | 0 | Fail |
| 2 | 19.68 | 19.68 | 0 | 24 | 0 | 2 | 4 | 50 | 0 | Fail |
| 3 | 2.94 | 2.94 | 24 | 24 | 100 | 3 | 4 | 75 | 133.33 | Pass |
| 4 | 2.52 | 2.52 | 24 | 24 | 100 | 4 | 4 | 100 | 100 | Pass |

401(a)(4) General Test

Barcon Ventures LLC Cash Balance Plan For the plan year 01/01/2024 through 12/31/2024

All Together

Passed Method: Annual without Permitted Disparity

| | H C E | Rate | | Rate | Rate | Rate | Rate |
|------------------------------|-------------|-------|-------|---------|---------|---------|---------|
| | | Norm | MVAR | Group 1 | Group 2 | Group 3 | Group 4 |
| | | | | ≥ 5.18 | ≥ 3.73 | ≥ 2.36 | ≥ 2.19 |
| | | | | ≥ 5.61 | ≥ 3.73 | ≥ 2.36 | ≥ 2.19 |
| Barron, Frank | Y | 5.18 | 5.61 | Y | Y | Y | Y |
| Cls - A | | | | | | | |
| Barron, Levi | Y | 2.19 | 2.19 | * | * | * | Y |
| Cls - B | | | | | | | |
| Barron, Sheila | Y | 3.73 | 3.73 | * | Y | Y | Y |
| Cls - B | | | | | | | |
| Clark, Caitlin | Y | 2.36 | 2.36 | * | * | Y | Y |
| Cls - C | | | | | | | |
| Number of HCEs in group: | | | | 1 | 2 | 3 | 4 |
| Total number of HCEs: | | | | 4 | 4 | 4 | 4 |
| Percent of HCEs: | | | | 25% | 50% | 75% | 100% |
| Balcacer, Martin | | 0.93 | 0.94 | * | * | * | * |
| Cls - C | | | | | | | |
| Briggs, Ronald | | 1.98 | 2.13 | * | * | * | * |
| Cls - C | | | | | | | |
| Bullard, Scott P. | | 3.05 | 3.44 | * | * | Y | Y |
| Cls - C | | | | | | | |
| Burgos Diaz, Christian | | 5.80 | 5.80 | Y | Y | Y | Y |
| Cls - C | | | | | | | |
| Cummings, Eddie | | 3.42 | 3.78 | * | * | Y | Y |
| Cls - C | | | | | | | |
| Hammonds, Roger | | 4.34 | 4.88 | * | Y | Y | Y |
| Cls - C | | | | | | | |
| Hunt, Dennis W. | | 1.26 | 1.32 | * | * | * | * |
| Cls - C | | | | | | | |
| Jacobs, Samuel D. | | 1.98 | 2.13 | * | * | * | * |
| Cls - C | | | | | | | |
| Leon, Francisco J. | | 2.78 | 2.78 | * | * | Y | Y |
| Cls - C | | | | | | | |
| Locklear, Atika | | 3.02 | 3.40 | * | * | Y | Y |
| Cls - C | | | | | | | |
| Lowry, Shawn E | | 3.46 | 3.59 | * | * | Y | Y |
| Cls - C | | | | | | | |
| Melendez Albert, Christopher | | 7.55 | 8.47 | Y | Y | Y | Y |
| Cls - C | | | | | | | |
| Moon, Keysha | | 2.62 | 2.92 | * | * | Y | Y |
| Cls - C | | | | | | | |
| Pena, Kevin U. | | 11.13 | 11.13 | Y | Y | Y | Y |
| Cls - C | | | | | | | |
| Peterson, Dominic | | 2.15 | 2.32 | * | * | * | * |
| Cls - C | | | | | | | |

401(a)(4) General Test

Barcon Ventures LLC Cash Balance Plan For the plan year 01/01/2024 through 12/31/2024

All Together

Passed Method: Annual without Permitted Disparity

| H C E | Rate | | Rate | Rate | Rate | Rate |
|------------------------------|-------|-------|---------|---------|---------|---------|
| | Norm | MVAR | Group 1 | Group 2 | Group 3 | Group 4 |
| | | | ≥ 5.18 | ≥ 3.73 | ≥ 2.36 | ≥ 2.19 |
| | | | ≥ 5.61 | ≥ 3.73 | ≥ 2.36 | ≥ 2.19 |
| Peterson, John | 1.16 | 1.18 | * | * | * | * |
| Cls - C | | | | | | |
| Romer, Martin | 12.98 | 15.06 | Y | Y | Y | Y |
| Cls - C | | | | | | |
| Saldana, Alvaro | 1.07 | 1.11 | * | * | * | * |
| Cls - C | | | | | | |
| Sampson, Lacy | 8.79 | 10.05 | Y | Y | Y | Y |
| Cls - C | | | | | | |
| Sanderson, David | 2.68 | 3.03 | * | * | Y | Y |
| Cls - C | | | | | | |
| Strong, Travis | 3.55 | 3.55 | * | * | Y | Y |
| Cls - C | | | | | | |
| Varela, Miseal | 6.37 | 7.24 | Y | Y | Y | Y |
| Cls - C | | | | | | |
| Williams, Jacob | 14.21 | 14.21 | Y | Y | Y | Y |
| Cls - C | | | | | | |
| Williams, Lonnie Jr. | 0.88 | 0.89 | * | * | * | * |
| Cls - C | | | | | | |
| Number of NHCE's in group: | | | 7 | 8 | 16 | 16 |
| Total number of NHCEs: | | | 24 | 24 | 24 | 24 |
| Percent of NHCEs | | | 29.17% | 33.33% | 66.67% | 66.67% |
| Ratio percent of NHCEs/HCEs: | | | 116.68% | 66.66% | 88.89% | 66.67% |
| | | | Pass | Pass | Pass | Pass |

401(a)(4) General Test

Barcon Ventures LLC Cash Balance Plan For the plan year 01/01/2024 through 12/31/2024

All Together

Passed Method: Annual with Permitted Disparity

| H C E | Rate | | Rate | Rate | Rate | Rate | |
|---|------|-------|------------------|------------------|------------------|------------------|------|
| | Norm | MVAR | Group 1 | Group 2 | Group 3 | Group 4 | |
| | | | ≥ 5.41 ≥ 5.84 | ≥ 4.23 ≥ 4.23 | ≥ 2.86 ≥ 2.86 | ≥ 2.69 ≥ 2.69 | |
| Barron, Frank Cls - A | Y | 5.41 | 5.84 | Y | Y | Y | Y |
| Barron, Levi Cls - B | Y | 2.69 | 2.69 | * | * | * | Y |
| Barron, Sheila Cls - B | Y | 4.23 | 4.23 | * | Y | Y | Y |
| Clark, Caitlin Cls - C | Y | 2.86 | 2.86 | * | * | Y | Y |
| Number of HCEs in group: | | | | 1 | 2 | 3 | 4 |
| Total number of HCEs: | | | | 4 | 4 | 4 | 4 |
| Percent of HCEs: | | | | 25% | 50% | 75% | 100% |
| Balcacer, Martin Cls - C | | 1.41 | 1.43 | * | * | * | * |
| Briggs, Ronald Cls - C | | 2.48 | 2.63 | * | * | * | * |
| Bullard, Scott P. Cls - C | | 3.55 | 3.94 | * | * | Y | Y |
| Burgos Diaz, Christian Cls - C | | 6.30 | 6.30 | Y | Y | Y | Y |
| Cummings, Eddie Cls - C | | 3.92 | 4.28 | * | * | Y | Y |
| Hammonds, Roger Cls - C | | 4.84 | 5.38 | * | Y | Y | Y |
| Hunt, Dennis W. Cls - C | | 1.76 | 1.82 | * | * | * | * |
| Jacobs, Samuel D. Cls - C | | 2.48 | 2.63 | * | * | * | * |
| Leon, Francisco J. Cls - C | | 3.28 | 3.28 | * | * | Y | Y |
| Locklear, Atika Cls - C | | 3.52 | 3.90 | * | * | Y | Y |
| Lowry, Shawn E Cls - C | | 3.96 | 4.09 | * | * | Y | Y |
| Melendez Albert, Christopher Cls - C | | 8.05 | 8.97 | Y | Y | Y | Y |
| Moon, Keysha Cls - C | | 3.12 | 3.42 | * | * | Y | Y |
| Pena, Kevin U. Cls - C | | 11.63 | 11.63 | Y | Y | Y | Y |
| Peterson, Dominic Cls - C | | 2.65 | 2.82 | * | * | * | * |

401(a)(4) General Test

Barcon Ventures LLC Cash Balance Plan For the plan year 01/01/2024 through 12/31/2024

All Together

Passed Method: Annual with Permitted Disparity

| H C E | Rate | | Rate | Rate | Rate | Rate |
|---------------------------------|-------|-------|------------------|------------------|------------------|------------------|
| | Norm | MVAR | Group 1 | Group 2 | Group 3 | Group 4 |
| | | | ≥ 5.41 ≥ 5.84 | ≥ 4.23 ≥ 4.23 | ≥ 2.86 ≥ 2.86 | ≥ 2.69 ≥ 2.69 |
| Peterson, John Cls - C | 1.76 | 1.80 | * | * | * | * |
| Romer, Martin Cls - C | 13.48 | 15.56 | Y | Y | Y | Y |
| Saldana, Alvaro Cls - C | 1.57 | 1.61 | * | * | * | * |
| Sampson, Lacy Cls - C | 9.29 | 10.55 | Y | Y | Y | Y |
| Sanderson, David Cls - C | 3.18 | 3.53 | * | * | Y | Y |
| Strong, Travis Cls - C | 4.05 | 4.05 | * | * | Y | Y |
| Varela, Miseal Cls - C | 6.87 | 7.74 | Y | Y | Y | Y |
| Williams, Jacob Cls - C | 14.71 | 14.71 | Y | Y | Y | Y |
| Williams, Lonnie Jr. Cls - C | 1.33 | 1.35 | * | * | * | * |
| Number of NHCE's in group: | | | 7 | 8 | 16 | 16 |
| Total number of NHCEs: | | | 24 | 24 | 24 | 24 |
| Percent of NHCEs | | | 29.17% | 33.33% | 66.67% | 66.67% |
| Ratio percent of NHCEs/HCEs: | | | 116.68% | 66.66% | 88.89% | 66.67% |
| | | | Pass | Pass | Pass | Pass |

401(a)(4) General Test

Barcon Ventures LLC Cash Balance Plan For the plan year 01/01/2024 through 12/31/2024

All Together

Failed Method: Accrued-to-Date without Permitted Disparity

| | H C E | Rate | | Rate |
|------------------------------|-------------|------|------|------------------|
| | | Norm | MVAR | Group 1 |
| | | | | ≥ 1.79 ≥ 2.28 |
| Barron, Frank | Y | 1.79 | 2.28 | Y |
| Cls - A | | | | |
| Barron, Levi | Y | 0.00 | 0.00 | * |
| Cls - B | | | | |
| Barron, Sheila | Y | 0.00 | 0.00 | * |
| Cls - B | | | | |
| Clark, Caitlin | Y | 0.00 | 0.00 | * |
| Cls - C | | | | |
| Number of HCEs in group: | | | | 1 |
| Total number of HCEs: | | | | 4 |
| Percent of HCEs: | | | | 25% |
| Balcacer, Martin | | 0.18 | 0.20 | * |
| Cls - C | | | | |
| Briggs, Ronald | | 0.29 | 0.45 | * |
| Cls - C | | | | |
| Bullard, Scott P. | | 0.50 | 0.90 | * |
| Cls - C | | | | |
| Burgos Diaz, Christian | | 0.00 | 0.00 | * |
| Cls - C | | | | |
| Cummings, Eddie | | 0.47 | 0.90 | * |
| Cls - C | | | | |
| Hammonds, Roger | | 0.49 | 1.03 | * |
| Cls - C | | | | |
| Hunt, Dennis W. | | 0.22 | 0.28 | * |
| Cls - C | | | | |
| Jacobs, Samuel D. | | 0.29 | 0.44 | * |
| Cls - C | | | | |
| Leon, Francisco J. | | 0.29 | 0.54 | * |
| Cls - C | | | | |
| Locklear, Atika | | 0.42 | 0.76 | * |
| Cls - C | | | | |
| Lowry, Shawn E | | 0.14 | 0.21 | * |
| Cls - C | | | | |
| Melendez Albert, Christopher | | 0.50 | 1.03 | * |
| Cls - C | | | | |
| Moon, Keysha | | 0.52 | 0.87 | * |
| Cls - C | | | | |
| Pena, Kevin U. | | 0.65 | 2.06 | * |
| Cls - C | | | | |
| Peterson, Dominic | | 0.31 | 0.49 | * |
| Cls - C | | | | |

401(a)(4) General Test

Barcon Ventures LLC Cash Balance Plan For the plan year 01/01/2024 through 12/31/2024

All Together

Failed Method: Accrued-to-Date without Permitted Disparity

| | H C E | Rate | | Rate |
|------------------------------|-------------|------|------|------------------|
| | | Norm | MVAR | Group 1 |
| | | | | ≥ 1.79 ≥ 2.28 |
| Peterson, John | | 0.23 | 0.25 | * |
| Cls - C | | | | |
| Romer, Martin | | 1.24 | 4.08 | * |
| Cls - C | | | | |
| Saldana, Alvaro | | 0.20 | 0.24 | * |
| Cls - C | | | | |
| Sampson, Lacy | | 0.50 | 1.32 | * |
| Cls - C | | | | |
| Sanderson, David | | 0.46 | 0.78 | * |
| Cls - C | | | | |
| Strong, Travis | | 0.32 | 0.65 | * |
| Cls - C | | | | |
| Varela, Miseal | | 0.64 | 1.59 | * |
| Cls - C | | | | |
| Williams, Jacob | | 0.00 | 0.00 | * |
| Cls - C | | | | |
| Williams, Lonnie Jr. | | 0.18 | 0.19 | * |
| Cls - C | | | | |
| Number of NHCE's in group: | | | | 0 |
| Total number of NHCEs: | | | | 24 |
| Percent of NHCEs | | | | 0% |
| Ratio percent of NHCEs/HCEs: | | | | 0% |
| | | | | Fail |

401(a)(4) General Test

Barcon Ventures LLC Cash Balance Plan For the plan year 01/01/2024 through 12/31/2024

All Together

Failed Method: Accrued-to-Date with Permitted Disparity

| | H C E | Rate | | Rate |
|------------------------------|-------------|------|------|------------------|
| | | Norm | MVAR | Group 1 |
| | | | | ≥ 2.13 ≥ 2.62 |
| Barron, Frank | Y | 2.13 | 2.62 | Y |
| Cls - A | | | | |
| Barron, Levi | Y | 0.00 | 0.00 | * |
| Cls - B | | | | |
| Barron, Sheila | Y | 0.00 | 0.00 | * |
| Cls - B | | | | |
| Clark, Caitlin | Y | 0.00 | 0.00 | * |
| Cls - C | | | | |
| Number of HCEs in group: | | | | 1 |
| Total number of HCEs: | | | | 4 |
| Percent of HCEs: | | | | 25% |
| Balcacer, Martin | | 0.36 | 0.40 | * |
| Cls - C | | | | |
| Briggs, Ronald | | 0.58 | 0.90 | * |
| Cls - C | | | | |
| Bullard, Scott P. | | 1.00 | 1.40 | * |
| Cls - C | | | | |
| Burgos Diaz, Christian | | 0.00 | 0.00 | * |
| Cls - C | | | | |
| Cummings, Eddie | | 0.94 | 1.40 | * |
| Cls - C | | | | |
| Hammonds, Roger | | 0.98 | 1.53 | * |
| Cls - C | | | | |
| Hunt, Dennis W. | | 0.44 | 0.56 | * |
| Cls - C | | | | |
| Jacobs, Samuel D. | | 0.58 | 0.88 | * |
| Cls - C | | | | |
| Leon, Francisco J. | | 0.58 | 1.04 | * |
| Cls - C | | | | |
| Locklear, Atika | | 0.84 | 1.26 | * |
| Cls - C | | | | |
| Lowry, Shawn E | | 0.28 | 0.42 | * |
| Cls - C | | | | |
| Melendez Albert, Christopher | | 1.00 | 1.53 | * |
| Cls - C | | | | |
| Moon, Keysha | | 1.02 | 1.37 | * |
| Cls - C | | | | |
| Pena, Kevin U. | | 1.15 | 2.56 | * |
| Cls - C | | | | |
| Peterson, Dominic | | 0.62 | 0.98 | * |
| Cls - C | | | | |

401(a)(4) General Test

Barcon Ventures LLC Cash Balance Plan For the plan year 01/01/2024 through 12/31/2024

All Together

Failed Method: Accrued-to-Date with Permitted Disparity

| H C E | Rate | | Rate |
|---------------------------------|------|------|------------------|
| | Norm | MVAR | Group 1 |
| | | | ≥ 2.13 ≥ 2.62 |
| Peterson, John Cls - C | 0.46 | 0.50 | * |
| Romer, Martin Cls - C | 1.74 | 4.58 | * |
| Saldana, Alvaro Cls - C | 0.40 | 0.48 | * |
| Sampson, Lacy Cls - C | 1.00 | 1.82 | * |
| Sanderson, David Cls - C | 0.92 | 1.28 | * |
| Strong, Travis Cls - C | 0.64 | 1.15 | * |
| Varela, Miseal Cls - C | 1.14 | 2.09 | * |
| Williams, Jacob Cls - C | 0.00 | 0.00 | * |
| Williams, Lonnie Jr. Cls - C | 0.36 | 0.38 | * |

| | |
|----------------------------|----|
| Number of NHCE's in group: | 0 |
| Total number of NHCEs: | 24 |
| Percent of NHCEs | 0% |

Ratio percent of NHCEs/HCEs: 0%

Fail

401(a)(4) General Test

Barcon Ventures LLC Cash Balance Plan For the plan year 01/01/2024 through 12/31/2024

All Together

Failed Method: Equivalent Allocation without Permitted Disparity

| H C E | Rate | | Rate | Rate | Rate | Rate | |
|------------------------------|------|-------|---------|---------|---------|---------|---|
| | Norm | MVAR | Group 1 | Group 2 | Group 3 | Group 4 | |
| | | | ≥ 24.83 | ≥ 13.98 | ≥ 1.47 | ≥ 1.26 | |
| | | | ≥ 26.88 | ≥ 13.98 | ≥ 1.47 | ≥ 1.26 | |
| Barron, Frank | Y | 24.83 | 26.88 | Y | Y | Y | Y |
| Cls - A | | | | | | | |
| Barron, Levi | Y | 1.26 | 1.26 | * | * | * | Y |
| Cls - B | | | | | | | |
| Barron, Sheila | Y | 13.98 | 13.98 | * | Y | Y | Y |
| Cls - B | | | | | | | |
| Clark, Caitlin | Y | 1.47 | 1.47 | * | * | Y | Y |
| Cls - C | | | | | | | |
| Number of HCEs in group: | | | 1 | 2 | 3 | 4 | |
| Total number of HCEs: | | | 4 | 4 | 4 | 4 | |
| Percent of HCEs: | | | 25% | 50% | 75% | 100% | |
| Balcacer, Martin | | 6.18 | 6.28 | * | * | Y | Y |
| Cls - C | | | | | | | |
| Briggs, Ronald | | 5.83 | 6.27 | * | * | Y | Y |
| Cls - C | | | | | | | |
| Bullard, Scott P. | | 5.95 | 6.72 | * | * | Y | Y |
| Cls - C | | | | | | | |
| Burgos Diaz, Christian | | 5.44 | 5.44 | * | * | Y | Y |
| Cls - C | | | | | | | |
| Cummings, Eddie | | 5.66 | 6.26 | * | * | Y | Y |
| Cls - C | | | | | | | |
| Hammonds, Roger | | 5.63 | 6.34 | * | * | Y | Y |
| Cls - C | | | | | | | |
| Hunt, Dennis W. | | 6.00 | 6.28 | * | * | Y | Y |
| Cls - C | | | | | | | |
| Jacobs, Samuel D. | | 5.82 | 6.27 | * | * | Y | Y |
| Cls - C | | | | | | | |
| Leon, Francisco J. | | 5.00 | 5.00 | * | * | Y | Y |
| Cls - C | | | | | | | |
| Locklear, Atika | | 5.90 | 6.63 | * | * | Y | Y |
| Cls - C | | | | | | | |
| Lowry, Shawn E | | 11.03 | 11.45 | * | * | Y | Y |
| Cls - C | | | | | | | |
| Melendez Albert, Christopher | | 10.64 | 11.94 | * | * | Y | Y |
| Cls - C | | | | | | | |
| Moon, Keysha | | 6.00 | 6.69 | * | * | Y | Y |
| Cls - C | | | | | | | |
| Pena, Kevin U. | | 5.00 | 5.00 | * | * | Y | Y |
| Cls - C | | | | | | | |
| Peterson, Dominic | | 5.80 | 6.27 | * | * | Y | Y |
| Cls - C | | | | | | | |

401(a)(4) General Test

Barcon Ventures LLC Cash Balance Plan For the plan year 01/01/2024 through 12/31/2024

All Together

Failed Method: Equivalent Allocation without Permitted Disparity

| H C E | Rate | | Rate | Rate | Rate | Rate |
|---------------------------------|------|------|--------------------|--------------------|------------------|------------------|
| | Norm | MVAR | Group 1 | Group 2 | Group 3 | Group 4 |
| | | | ≥ 24.83 ≥ 26.88 | ≥ 13.98 ≥ 13.98 | ≥ 1.47 ≥ 1.47 | ≥ 1.26 ≥ 1.26 |
| Peterson, John Cls - C | 6.19 | 6.29 | * | * | Y | Y |
| Romer, Martin Cls - C | 5.38 | 6.24 | * | * | Y | Y |
| Saldana, Alvaro Cls - C | 6.07 | 6.28 | * | * | Y | Y |
| Sampson, Lacy Cls - C | 6.45 | 7.37 | * | * | Y | Y |
| Sanderson, David Cls - C | 6.16 | 6.96 | * | * | Y | Y |
| Strong, Travis Cls - C | 5.00 | 5.00 | * | * | Y | Y |
| Varela, Miseal Cls - C | 5.50 | 6.25 | * | * | Y | Y |
| Williams, Jacob Cls - C | 5.00 | 5.00 | * | * | Y | Y |
| Williams, Lonnie Jr. Cls - C | 6.18 | 6.29 | * | * | Y | Y |
| Number of NHCE's in group: | | | 0 | 0 | 24 | 24 |
| Total number of NHCEs: | | | 24 | 24 | 24 | 24 |
| Percent of NHCEs | | | 0% | 0% | 100% | 100% |
| Ratio percent of NHCEs/HCEs: | | | 0% | 0% | 133.33% | 100% |
| | | | Fail | Fail | Pass | Pass |

401(a)(4) General Test

Barcon Ventures LLC Cash Balance Plan For the plan year 01/01/2024 through 12/31/2024

All Together

Failed Method: Equivalent Allocation with Permitted Disparity

| H C E | Rate | | Rate | Rate | Rate | Rate | |
|------------------------------|------|-------|---------|---------|---------|---------|---|
| | Norm | MVAR | Group 1 | Group 2 | Group 3 | Group 4 | |
| | | | ≥ 28.05 | ≥ 19.68 | ≥ 2.94 | ≥ 2.52 | |
| | | | ≥ 30.11 | ≥ 19.68 | ≥ 2.94 | ≥ 2.52 | |
| Barron, Frank | Y | 28.05 | 30.11 | Y | Y | Y | Y |
| Cls - A | | | | | | | |
| Barron, Levi | Y | 2.52 | 2.52 | * | * | * | Y |
| Cls - B | | | | | | | |
| Barron, Sheila | Y | 19.68 | 19.68 | * | Y | Y | Y |
| Cls - B | | | | | | | |
| Clark, Caitlin | Y | 2.94 | 2.94 | * | * | Y | Y |
| Cls - C | | | | | | | |
| Number of HCEs in group: | | | 1 | 2 | 3 | 4 | |
| Total number of HCEs: | | | 4 | 4 | 4 | 4 | |
| Percent of HCEs: | | | 25% | 50% | 75% | 100% | |
| Balcacer, Martin | | 9.36 | 9.56 | * | * | Y | Y |
| Cls - C | | | | | | | |
| Briggs, Ronald | | 8.66 | 9.54 | * | * | Y | Y |
| Cls - C | | | | | | | |
| Bullard, Scott P. | | 8.90 | 10.44 | * | * | Y | Y |
| Cls - C | | | | | | | |
| Burgos Diaz, Christian | | 7.88 | 7.88 | * | * | Y | Y |
| Cls - C | | | | | | | |
| Cummings, Eddie | | 8.32 | 9.52 | * | * | Y | Y |
| Cls - C | | | | | | | |
| Hammonds, Roger | | 8.26 | 9.68 | * | * | Y | Y |
| Cls - C | | | | | | | |
| Hunt, Dennis W. | | 9.00 | 9.56 | * | * | Y | Y |
| Cls - C | | | | | | | |
| Jacobs, Samuel D. | | 8.64 | 9.54 | * | * | Y | Y |
| Cls - C | | | | | | | |
| Leon, Francisco J. | | 7.00 | 7.00 | * | * | Y | Y |
| Cls - C | | | | | | | |
| Locklear, Atika | | 8.80 | 10.26 | * | * | Y | Y |
| Cls - C | | | | | | | |
| Lowry, Shawn E | | 16.73 | 17.15 | * | * | Y | Y |
| Cls - C | | | | | | | |
| Melendez Albert, Christopher | | 16.34 | 17.64 | * | * | Y | Y |
| Cls - C | | | | | | | |
| Moon, Keysha | | 9.00 | 10.38 | * | * | Y | Y |
| Cls - C | | | | | | | |
| Pena, Kevin U. | | 7.00 | 7.00 | * | * | Y | Y |
| Cls - C | | | | | | | |
| Peterson, Dominic | | 8.60 | 9.54 | * | * | Y | Y |
| Cls - C | | | | | | | |

401(a)(4) General Test

Barcon Ventures LLC Cash Balance Plan For the plan year 01/01/2024 through 12/31/2024

All Together

Failed Method: Equivalent Allocation with Permitted Disparity

| H C E | Rate | | Rate | Rate | Rate | Rate |
|---------------------------------|------|-------|--------------------|--------------------|------------------|------------------|
| | Norm | MVAR | Group 1 | Group 2 | Group 3 | Group 4 |
| | | | ≥ 28.05 ≥ 30.11 | ≥ 19.68 ≥ 19.68 | ≥ 2.94 ≥ 2.94 | ≥ 2.52 ≥ 2.52 |
| Peterson, John Cls - C | 9.38 | 9.58 | * | * | Y | Y |
| Romer, Martin Cls - C | 7.76 | 9.48 | * | * | Y | Y |
| Saldana, Alvaro Cls - C | 9.14 | 9.56 | * | * | Y | Y |
| Sampson, Lacy Cls - C | 9.90 | 11.74 | * | * | Y | Y |
| Sanderson, David Cls - C | 9.32 | 10.92 | * | * | Y | Y |
| Strong, Travis Cls - C | 7.00 | 7.00 | * | * | Y | Y |
| Varela, Miseal Cls - C | 8.00 | 9.50 | * | * | Y | Y |
| Williams, Jacob Cls - C | 7.00 | 7.00 | * | * | Y | Y |
| Williams, Lonnie Jr. Cls - C | 9.36 | 9.58 | * | * | Y | Y |
| Number of NHCE's in group: | | | 0 | 0 | 24 | 24 |
| Total number of NHCEs: | | | 24 | 24 | 24 | 24 |
| Percent of NHCEs | | | 0% | 0% | 100% | 100% |
| Ratio percent of NHCEs/HCEs: | | | 0% | 0% | 133.33% | 100% |
| | | | Fail | Fail | Pass | Pass |

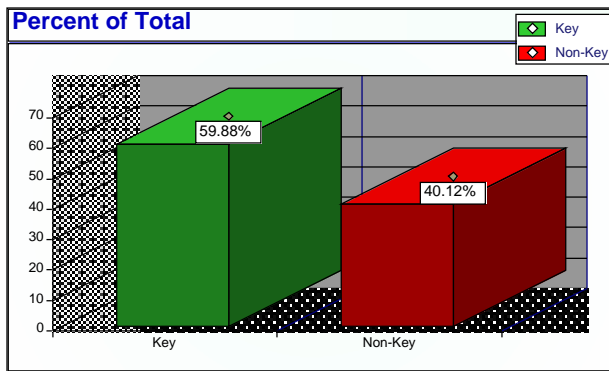
Top-Heavy Test

Barcon Ventures LLC Cash Balance Plan

For the plan year 01/01/2024 through 12/31/2024

The Plan is Not Top Heavy for the Next Plan Year

| Employee Classification | Employees Considered | Account Bal/PVAB | Receivable | Excluded Bal/PVAB | Prior Distributions | Adjusted Bal/PVAB | Percent of Total |
|-------------------------|----------------------|------------------|------------|-------------------|---------------------|-------------------|------------------|
| Key Employees | 4 | 104,672.84 | 0.00 | 0.00 | 0.00 | 104,672.84 | 59.88% |
| Non-Key Employees | 24 | 67,637.59 | 0.00 | 0.00 | 2,478.22 | 70,115.81 | 40.12% |
| Excluded Employees | 4 | 0.00 | 0.00 | 0.00 | 0.00 | 0.00 | |
| Totals: | 32 | \$172,310.43 | \$0.00 | \$0.00 | \$2,478.22 | \$174,788.65 | 100.00% |



Schedule SB, Part V Summary of Plan Provisions

Barcon Ventures LLC Cash Balance Plan

81-4985378 / 002

For the plan year 01/01/2024 through 12/31/2024

| | |
|---|---|
| <u>Employer:</u> | Barcon Ventures LLC |
| Type of Entity - | S Corporation |
| EIN: 81-4985378 | TIN: Plan #: 002 Plan Type: Cash Balance |
| <u>Dates:</u> | Effective - 01/01/2021 Valuation - 12/31/2024 |
| | Top Heavy Years - 2022 |
| <u>Eligibility:</u> | All employees excluding non-resident aliens, members of an excluded class and union |
| | Minimum age - 21 Months of service - 12 |
| Hours Required for - Eligibility - 1000 | Benefit accrual - 1000 Vesting - 1000 |
| Plan Entry - | First day of 1st or 7th month of plan year on or next following eligibility satisfaction |
| <u>Retirement:</u> | Normal - First of month coincident with or next following attainment of age 62 and completion of the 5th anniversary of the 1st day of the initial plan year of participation |
| | Early - Not provided |
| <u>Average Compensation:</u> | Current compensation |
| Top Heavy Minimum Benefit - | Highest 5 consecutive top heavy years of participation |
| <u>Plan Benefits:</u> | Retirement - Actuarial equivalent of the hypothetical account balance derived from annual Pay Credits and Interest Credits |
| Pay Credits - Classification | Pay Credit Formula |
| A | 15% of compensation /HCE/ - Owner/President |
| B | /HCE/ - HCEs not in Group A |
| C | 2% of compensation /NHCE/ - All Other Employees not in Groups A or B |
| Interest Credit Rate - Current Yr - 5% | Projected Yrs - 5% |
| Accrued Benefit - | Hypothetical Account Balance |
| | Minimum Benefit - None |
| | Maximum Benefit - None |
| | Maximum allowable distribution is lump sum equivalent of normal form not to exceed 415 maximum allowable distribution, which is the lesser amount computed using a) 5.5% interest and the Applicable Mortality Table or b) the greater of plan actuarial equivalence interest and mortality or 417(e) Minimum |
| Early Retirement - | None |
| Death Benefit - | Present Value of Accrued Benefit |
| Disability Benefit - | None |
| <u>Top Heavy Minimum:</u> | None |
| <u>IRS Limitations:</u> | 415 Limits - Percent: 100 Dollar: \$275,000 |
| | Maximum 401(a)(17) compensation - \$345,000 |
| <u>PBGC:</u> | Plan is covered by Pension Benefit Guaranty Corporation |
| <u>Normal Form:</u> | Life Annuity |
| <u>Optional Forms:</u> | Lump Sum Joint with 50% Survivor Benefit |
| <u>Vesting Schedule:</u> | 100% vested in 3 years. Service is calculated using all years of service except years prior to plan effective date and age 18 |

Schedule SB, Part V Summary of Plan Provisions

Barcon Ventures LLC Cash Balance Plan

81-4985378 / 002

For the plan year 01/01/2024 through 12/31/2024

Present Value of Accrued Benefit: Based on the greater of 417(e) or the Hypothetical Account Balance.

417(e):

| | | | |
|------------------|----------------------------------|--------------|---------------|
| Interest Rates - | First Month Prior to Plan Yr Beg | | |
| | <u>Segment #</u> | <u>Years</u> | <u>Rate %</u> |
| | Segment 1 | 0 - 5 | 5.01 |
| | Segment 2 | 6 - 20 | 5.13 |
| Segment 3 | > 20 | 5.15 | |

Mortality Table - 24E - 2024 Applicable Mortality Table for 417(e) (unisex)

Actuarial Equivalence:

| | | |
|-------------------|-------------------|--|
| Pre-Retirement - | Interest - | 5% |
| | Mortality Table - | None |
| Post-Retirement - | Interest - | 5% |
| | Mortality Table - | Applicable Mortality Table - IRC 417(e)(3) |