

Form 5500

Annual Return/Report of Employee Benefit Plan

OMB Nos. 1210-0110 1210-0089

2024

This Form is Open to Public Inspection

Department of the Treasury Internal Revenue Service

This form is required to be filed for employee benefit plans under sections 104 and 4065 of the Employee Retirement Income Security Act of 1974 (ERISA) and sections 6057(b) and 6058(a) of the Internal Revenue Code (the Code).

Complete all entries in accordance with the instructions to the Form 5500.

Department of Labor Employee Benefits Security Administration

Pension Benefit Guaranty Corporation

Part I Annual Report Identification Information

For calendar plan year 2024 or fiscal plan year beginning 01/01/2024 and ending 12/31/2024

- A This return/report is for: [X] a multiemployer plan [ ] a multiple-employer plan... B This return/report is: [ ] a single-employer plan [ ] a DFE... C If the plan is a collectively-bargained plan, check here... [X] D Check box if filing under: [X] Form 5558 [ ] automatic extension... E If this is a retroactively adopted plan permitted by SECURE Act section 201, check here... [ ]

Part II Basic Plan Information—enter all requested information

1a Name of plan: CEMENT MASONS LOCAL 780 PENSION FUND
1b Three-digit plan number (PN): 001
1c Effective date of plan: 09/01/1950
2a Plan sponsor's name (employer, if for a single-employer plan): CEMENT MASONS LOCAL 780 PENSION FUND
2b Employer Identification Number (EIN): 13-1626710
2c Plan Sponsor's telephone number: 516-775-2280
2d Business code (see instructions): 238900

Caution: A penalty for the late or incomplete filing of this return/report will be assessed unless reasonable cause is established.

Under penalties of perjury and other penalties set forth in the instructions, I declare that I have examined this return/report, including accompanying schedules, statements and attachments, as well as the electronic version of this return/report, and to the best of my knowledge and belief, it is true, correct, and complete.

Table with 4 columns: SIGN HERE, Signature, Date, Name. Rows for plan administrator (MICHAEL RENDINA), employer/plan sponsor (KEVIN O'BRIEN), and DFE.

For Paperwork Reduction Act Notice, see the Instructions for Form 5500.

Form 5500 (2024) v. 240311

<b>3a</b> Plan administrator's name and address <input checked="" type="checkbox"/> Same as Plan Sponsor	<b>3b</b> Administrator's EIN	
	<b>3c</b> Administrator's telephone number	
<b>4</b> If the name and/or EIN of the plan sponsor or the plan name has changed since the last return/report filed for this plan, enter the plan sponsor's name, EIN, the plan name and the plan number from the last return/report: <b>a</b> Sponsor's name <b>c</b> Plan Name	<b>4b</b> EIN	
	<b>4d</b> PN	
<b>5</b> Total number of participants at the beginning of the plan year	<b>5</b>	874
<b>6</b> Number of participants as of the end of the plan year unless otherwise stated (welfare plans complete only lines <b>6a(1)</b> , <b>6a(2)</b> , <b>6b</b> , <b>6c</b> , and <b>6d</b> ). <b>a(1)</b> Total number of active participants at the beginning of the plan year ..... <b>a(2)</b> Total number of active participants at the end of the plan year ..... <b>b</b> Retired or separated participants receiving benefits..... <b>c</b> Other retired or separated participants entitled to future benefits ..... <b>d</b> Subtotal. Add lines <b>6a(2)</b> , <b>6b</b> , and <b>6c</b> ..... <b>e</b> Deceased participants whose beneficiaries are receiving or are entitled to receive benefits. .... <b>f</b> Total. Add lines <b>6d</b> and <b>6e</b> ..... <b>g(1)</b> Number of participants with account balances as of the beginning of the plan year (only defined contribution plans complete this item) ..... <b>g(2)</b> Number of participants with account balances as of the end of the plan year (only defined contribution plans complete this item) ..... <b>h</b> Number of participants who terminated employment during the plan year with accrued benefits that were less than 100% vested.....	<b>6a(1)</b>	424
	<b>6a(2)</b>	397
	<b>6b</b>	295
	<b>6c</b>	146
	<b>6d</b>	838
	<b>6e</b>	38
	<b>6f</b>	876
	<b>6g(1)</b>	
<b>6g(2)</b>		
<b>6h</b>		63
<b>7</b> Enter the total number of employers obligated to contribute to the plan (only multiemployer plans complete this item) .....	<b>7</b>	190

**8a** If the plan provides pension benefits, enter the applicable pension feature codes from the List of Plan Characteristics Codes in the instructions:  
1B

**b** If the plan provides welfare benefits, enter the applicable welfare feature codes from the List of Plan Characteristics Codes in the instructions:

<b>9a</b> Plan funding arrangement (check all that apply)	<b>9b</b> Plan benefit arrangement (check all that apply)
(1) <input type="checkbox"/> Insurance	(1) <input checked="" type="checkbox"/> Insurance
(2) <input type="checkbox"/> Code section 412(e)(3) insurance contracts	(2) <input type="checkbox"/> Code section 412(e)(3) insurance contracts
(3) <input checked="" type="checkbox"/> Trust	(3) <input checked="" type="checkbox"/> Trust
(4) <input type="checkbox"/> General assets of the sponsor	(4) <input type="checkbox"/> General assets of the sponsor

**10** Check all applicable boxes in 10a and 10b to indicate which schedules are attached, and, where indicated, enter the number attached. (See instructions)

<b>a Pension Schedules</b>	<b>b General Schedules</b>
(1) <input checked="" type="checkbox"/> <b>R</b> (Retirement Plan Information)	(1) <input checked="" type="checkbox"/> <b>H</b> (Financial Information)
(2) <input checked="" type="checkbox"/> <b>MB</b> (Multiemployer Defined Benefit Plan and Certain Money Purchase Plan Actuarial Information) - signed by the plan actuary	(2) <input type="checkbox"/> <b>I</b> (Financial Information – Small Plan)
(3) <input type="checkbox"/> <b>SB</b> (Single-Employer Defined Benefit Plan Actuarial Information) - signed by the plan actuary	(3) <input type="checkbox"/> <b>A</b> (Insurance Information) – Number Attached _____
(4) <input type="checkbox"/> <b>DCG</b> (Individual Plan Information) – Number Attached _____	(4) <input checked="" type="checkbox"/> <b>C</b> (Service Provider Information)
(5) <input type="checkbox"/> <b>MEP</b> (Multiple-Employer Retirement Plan Information)	(5) <input checked="" type="checkbox"/> <b>D</b> (DFE/Participating Plan Information)
	(6) <input type="checkbox"/> <b>G</b> (Financial Transaction Schedules)

---

**Part III Form M-1 Compliance Information (to be completed by welfare benefit plans)**

---

**11a** If the plan provides welfare benefits, was the plan subject to the Form M-1 filing requirements during the plan year? (See instructions and 29 CFR 2520.101-2.) .....  Yes  No

If "Yes" is checked, complete lines 11b and 11c.

---

**11b** Is the plan currently in compliance with the Form M-1 filing requirements? (See instructions and 29 CFR 2520.101-2.) .....  Yes  No

**11c** Enter the Receipt Confirmation Code for the 2024 Form M-1 annual report. If the plan was not required to file the 2024 Form M-1 annual report, enter the Receipt Confirmation Code for the most recent Form M-1 that was required to be filed under the Form M-1 filing requirements. (Failure to enter a valid Receipt Confirmation Code will subject the Form 5500 filing to rejection as incomplete.)

Receipt Confirmation Code \_\_\_\_\_

---

<b>SCHEDULE MB</b> <b>(Form 5500)</b>  <small>Department of the Treasury Internal Revenue Service</small>  <small>Department of Labor Employee Benefits Security Administration</small>  <small>Pension Benefit Guaranty Corporation</small>	<b>Multiemployer Defined Benefit Plan and Certain Money Purchase Plan Actuarial Information</b>  This schedule is required to be filed under section 104 of the Employee Retirement Income Security Act of 1974 (ERISA) and section 6059 of the Internal Revenue Code (the Code).  <b>► File as an attachment to Form 5500 or 5500-SF.</b>	<small>OMB No. 1210-0110</small>  <b>2024</b>  <b>This Form is Open to Public Inspection</b>
---	--	--

For calendar plan year 2024 or fiscal plan year beginning 01/01/2024 and ending 12/31/2024

► **Round off amounts to nearest dollar.**  
 ► **Caution:** A penalty of \$1,000 will be assessed for late filing of this report unless reasonable cause is established.

<b>A</b> Name of plan <u>CEMENT MASONS LOCAL 780 PENSION FUND</u>	<b>B</b> Three-digit plan number (PN) ► <u>001</u>
<b>C</b> Plan sponsor's name as shown on line 2a of Form 5500 or 5500-SF <u>CEMENT MASONS LOCAL 780 PENSION FUND</u>	<b>D</b> Employer Identification Number (EIN) <u>13-1626710</u>

**E** Type of plan: (1)  Multiemployer Defined Benefit (2)  Money Purchase (see instructions)

**1a** Enter the valuation date: Month 01 Day 01 Year 2024

<b>b</b> Assets		
(1) Current value of assets .....	<b>1b(1)</b>	<u>151448869</u>
(2) Actuarial value of assets for funding standard account .....	<b>1b(2)</b>	<u>153103332</u>
<b>c</b> (1) Accrued liability for plan using immediate gain methods .....	<b>1c(1)</b>	<u>114461557</u>
(2) Information for plans using spread gain methods:		
(a) Unfunded liability for methods with bases .....	<b>1c(2)(a)</b>	
(b) Accrued liability under entry age normal method .....	<b>1c(2)(b)</b>	
(c) Normal cost under entry age normal method .....	<b>1c(2)(c)</b>	
(3) Accrued liability under unit credit cost method .....	<b>1c(3)</b>	<u>114461557</u>
<b>d</b> Information on current liabilities of the plan:		
(1) Amount excluded from current liability attributable to pre-participation service (see instructions) .....	<b>1d(1)</b>	
(2) "RPA '94" information:		
(a) Current liability .....	<b>1d(2)(a)</b>	<u>155568684</u>
(b) Expected increase in current liability due to benefits accruing during the plan year .....	<b>1d(2)(b)</b>	<u>6040848</u>
(c) Expected release from "RPA '94" current liability for the plan year .....	<b>1d(2)(c)</b>	<u>5816954</u>
(3) Expected plan disbursements for the plan year .....	<b>1d(3)</b>	<u>5820989</u>

**Statement by Enrolled Actuary**  
 To the best of my knowledge, the information supplied in this schedule and accompanying schedules, statements and attachments, if any, is complete and accurate. Each prescribed assumption was applied in accordance with applicable law and regulations. In my opinion, each other assumption is reasonable (taking into account the experience of the plan and reasonable expectations) and such other assumptions, in combination, offer my best estimate of anticipated experience under the plan.

<b>SIGN HERE</b>	
Signature of actuary	Date
<u>JAY K. EGELBERG, ASA, MAAA</u>	<u>10/03/2025</u>
Type or print name of actuary	Most recent enrollment number
<u>FIRST ACTUARIAL CONSULTING INC.</u>	<u>23-04981</u>
Firm name	Telephone number (including area code)
<u>1501 BROADWAY, SUITE 1728</u> <u>NEW YORK, NY 10036-5601</u>	
Address of the firm	

If the actuary has not fully reflected any regulation or ruling promulgated under the statute in completing this schedule, check the box and see instructions

**2** Operational information as of beginning of this plan year:

<b>a</b> Current value of assets (see instructions) .....	<b>2a</b>	151576317
<b>b</b> "RPA '94" current liability/participant count breakdown:	<b>(1) Number of participants</b>	<b>(2) Current liability</b>
<b>(1)</b> For retired participants and beneficiaries receiving payment .....	293	64190093
<b>(2)</b> For terminated vested participants .....	136	16467955
<b>(3)</b> For active participants:		
<b>(a)</b> Non-vested benefits .....		6875506
<b>(b)</b> Vested benefits .....		68035130
<b>(c)</b> Total active .....	389	74910636
<b>(4)</b> Total .....	818	155568684
<b>c</b> If the percentage resulting from dividing line 2a by line 2b(4), column (2), is less than 70%, enter such percentage .....	<b>2c</b>	%

**3** Contributions made to the plan for the plan year by employer(s) and employees:

(a) Date (MM/DD/YYYY)	(b) Amount paid by employer(s)	(c) Amount paid by employees	(a) Date (MM/DD/YYYY)	(b) Amount paid by employer(s)	(c) Amount paid by employees
07/01/2024	4576407	0			
			<b>Totals ▶</b>	<b>3(b)</b>	<b>3(c)</b>
				4576407	0
<b>(d)</b> Total withdrawal liability amounts included in line 3(b) total .....					<b>3(d)</b>
					0

**4** Information on plan status:

<b>a</b> Funded percentage for monitoring plan's status (line 1b(2) divided by line 1c(3)).....	<b>4a</b>	133.8 %
<b>b</b> Enter code to indicate plan's status (see instructions for attachment of supporting evidence of plan's status). If entered code is "N," go to line 5 .....	<b>4b</b>	N
<b>c</b> Is the plan making the scheduled progress under any applicable funding improvement or rehabilitation plan? .....		<input type="checkbox"/> Yes <input type="checkbox"/> No
<b>d</b> If the plan is in critical status or critical and declining status, does line 1(c) reflect any benefit reductions for the first time (see instructions)? .....		<input type="checkbox"/> Yes <input type="checkbox"/> No
<b>e</b> If line d is "Yes," enter the reduction in liability resulting from the reduction in benefits (see instructions), measured as of the valuation date .....	<b>4e</b>	
<b>f</b> If the plan is in critical status or critical and declining status, and is: • Projected to emerge from critical status within 30 years, enter the plan year in which it is projected to emerge; • Projected to become insolvent within 30 years, enter the plan year in which insolvency is expected and check here ..... <input type="checkbox"/> • Neither projected to emerge from critical status nor become insolvent within 30 years, enter "9999."	<b>4f</b>	

**5** Actuarial cost method used as the basis for this plan year's funding standard account computations (check all that apply):

- a**  Attained age normal
- b**  Entry age normal
- c**  Accrued benefit (unit credit)
- d**  Aggregate
- e**  Frozen initial liability
- f**  Individual level premium
- g**  Individual aggregate
- h**  Shortfall
- i**  Other (specify):

<b>j</b> If box h is checked, enter period of use of shortfall method .....	<b>5j</b>	
<b>k</b> Has a change been made in funding method for this plan year? .....		<input type="checkbox"/> Yes <input checked="" type="checkbox"/> No
<b>l</b> If line k is "Yes," was the change made pursuant to Revenue Procedure 2000-40 or other automatic approval? .....		<input type="checkbox"/> Yes <input type="checkbox"/> No
<b>m</b> If line k is "Yes," and line l is "No," enter the date (MM/DD/YYYY) of the ruling letter (individual or class) approving the change in funding method .....	<b>5m</b>	

**6 Checklist of certain actuarial assumptions:**

<b>a</b> Interest rate for "RPA '94" current liability.....	<b>6a</b>	3.29 %
	Pre-retirement	Post-retirement
<b>b</b> Rates specified in insurance or annuity contracts.....	<input type="checkbox"/> Yes <input type="checkbox"/> No <input checked="" type="checkbox"/> N/A	<input type="checkbox"/> Yes <input type="checkbox"/> No <input checked="" type="checkbox"/> N/A
<b>c</b> Mortality table code for valuation purposes:		
<b>(1)</b> Males .....	<b>6c(1)</b>	7
<b>(2)</b> Females .....	<b>6c(2)</b>	7F
<b>d</b> Valuation liability interest rate .....	<b>6d</b>	5.00 %
<b>e</b> Salary scale .....	<b>6e</b>	% <input checked="" type="checkbox"/> N/A
<b>f</b> Withdrawal liability interest rate:		
<b>(1)</b> Type of interest rate .....	<b>6f(1)</b>	<input checked="" type="checkbox"/> Single rate <input type="checkbox"/> ERISA 4044 <input type="checkbox"/> Other <input type="checkbox"/> N/A
<b>(2)</b> If "Single rate" is checked in (1), enter applicable single rate .....	<b>6f(2)</b>	5.00 %
<b>g</b> Estimated investment return on actuarial value of assets for year ending on the valuation date .....	<b>6g</b>	7.4 %
<b>h</b> Estimated investment return on current value of assets for year ending on the valuation date .....	<b>6h</b>	11.7 %
<b>i</b> Expense load included in normal cost reported in line 9b .....	<b>6i</b>	<input checked="" type="checkbox"/> N/A
<b>(1)</b> If expense load is described as a percentage of normal cost, enter the assumed percentage.....	<b>6i(1)</b>	%
<b>(2)</b> If expense load is a dollar amount that varies from year to year, enter the dollar amount included in line 9b.....	<b>6i(2)</b>	
<b>(3)</b> If neither (1) nor (2) describes the expense load, check the box .....	<b>6i(3)</b>	<input type="checkbox"/>

**7 New amortization bases established in the current plan year:**

(1) Type of base	(2) Initial balance	(3) Amortization Charge/Credit
1	-2509867	-230292
3	311530	311530

**8 Miscellaneous information:**

<b>a</b> If a waiver of a funding deficiency has been approved for this plan year, enter the date (MM/DD/YYYY) of the ruling letter granting the approval .....	<b>8a</b>	
<b>b</b> Demographic, benefit, and contribution information		
<b>(1)</b> Is the plan required to provide a projection of expected benefit payments? (See instructions) If "Yes," see instructions for required attachment. ....		<input type="checkbox"/> Yes <input checked="" type="checkbox"/> No
<b>(2)</b> Is the plan required to provide a Schedule of Active Participant Data? (See instructions). ....		<input checked="" type="checkbox"/> Yes <input type="checkbox"/> No
<b>(3)</b> Is the plan required to provide a projection of employer contributions and withdrawal liability payments? (See instructions) If "Yes," attach a schedule. ....		<input type="checkbox"/> Yes <input checked="" type="checkbox"/> No
<b>c</b> Are any of the plan's amortization bases operating under an extension of time under section 412(e) (as in effect prior to 2008) or section 431(d) of the Code? .....		<input type="checkbox"/> Yes <input checked="" type="checkbox"/> No
<b>d</b> If line c is "Yes," provide the following additional information:		
<b>(1)</b> Was an extension granted automatic approval under section 431(d)(1) of the Code? .....		<input type="checkbox"/> Yes <input type="checkbox"/> No
<b>(2)</b> If line 8d(1) is "Yes," enter the number of years by which the amortization period was extended ..	<b>8d(2)</b>	
<b>(3)</b> Was an extension approved by the Internal Revenue Service under section 412(e) (as in effect prior to 2008) or 431(d)(2) of the Code? .....		<input type="checkbox"/> Yes <input type="checkbox"/> No
<b>(4)</b> If line 8d(3) is "Yes," enter number of years by which the amortization period was extended (not including the number of years in line (2)) .....	<b>8d(4)</b>	
<b>(5)</b> If line 8d(3) is "Yes," enter the date of the ruling letter approving the extension .....	<b>8d(5)</b>	
<b>(6)</b> If line 8d(3) is "Yes," is the amortization base eligible for amortization using interest rates applicable under section 6621(b) of the Code for years beginning after 2007? .....		<input type="checkbox"/> Yes <input type="checkbox"/> No
<b>e</b> If box 5h is checked or the plan received an amortization extension for this plan year under Code section 431(d), enter the difference between the amount necessary to satisfy the plan's minimum funding standard for this plan year and the amount that would have been necessary without using the shortfall method or extending the amortization period(s). ....	<b>8e</b>	

**9 Funding standard account statement for this plan year:**

**Charges to funding standard account:**

<b>a</b> Prior year funding deficiency, if any .....	<b>9a</b>	
<b>b</b> Employer's normal cost for plan year as of valuation date.....	<b>9b</b>	3932390

<b>c</b> Amortization charges as of valuation date:		Outstanding balance	
(1) All bases except funding waivers and certain bases for which the amortization period has been extended .....	<b>9c(1)</b>	22729156	4214623
(2) Funding waivers .....	<b>9c(2)</b>		
(3) Certain bases for which the amortization period has been extended.....	<b>9c(3)</b>		
<b>d</b> Interest as applicable on lines 9a, 9b, and 9c.....	<b>9d</b>		407351
<b>e</b> Total charges. Add lines 9a through 9d.....	<b>9e</b>		8554364
<b>Credits to funding standard account:</b>			
<b>f</b> Prior year credit balance, if any.....	<b>9f</b>		39760841
<b>g</b> Employer contributions. Total from column (b) of line 3.....	<b>9g</b>		4576407
		Outstanding balance	
<b>h</b> Amortization credits as of valuation date.....	<b>9h</b>	21610090	2653591
<b>i</b> Interest as applicable to end of plan year on lines 9f, 9g, and 9h .....	<b>9i</b>		2235132
<b>j</b> Full funding limitation (FFL) and credits:			
(1) ERISA FFL (accrued liability FFL).....	<b>9j(1)</b>	7355289	
(2) "RPA '94" override (90% current liability FFL) .....	<b>9j(2)</b>		
(3) FFL credit .....	<b>9j(3)</b>		
<b>k</b> (1) Waived funding deficiency .....	<b>9k(1)</b>		
(2) Other credits .....	<b>9k(2)</b>		
<b>l</b> Total credits. Add lines 9f through 9i, 9j(3), 9k(1), and 9k(2) .....	<b>9l</b>		49225971
<b>m</b> Credit balance: If line 9l is greater than line 9e, enter the difference .....	<b>9m</b>		40671607
<b>n</b> Funding deficiency: If line 9e is greater than line 9l, enter the difference .....	<b>9n</b>		
<b>o</b> Current year's accumulated reconciliation account:			
(1) Due to waived funding deficiency accumulated prior to the current plan year.....	<b>9o(1)</b>		
(2) Due to amortization bases extended and amortized using the interest rate under section 6621(b) of the Code:			
(a) Reconciliation outstanding balance as of valuation date .....	<b>9o(2)(a)</b>		
(b) Reconciliation amount (line 9c(3) balance minus line 9o(2)(a)).....	<b>9o(2)(b)</b>		
(3) Total as of valuation date.....	<b>9o(3)</b>		
<b>10</b> Contribution necessary to avoid an accumulated funding deficiency. (see instructions.).....	<b>10</b>		
<b>11</b> Has a change been made in the actuarial assumptions for the current plan year? If "Yes," see instructions .....			<input checked="" type="checkbox"/> Yes <input type="checkbox"/> No

<b>SCHEDULE C</b> <b>(Form 5500)</b>  <small>Department of the Treasury Internal Revenue Service</small>  <small>Department of Labor Employee Benefits Security Administration</small>  <small>Pension Benefit Guaranty Corporation</small>	<b>Service Provider Information</b>  This schedule is required to be filed under section 104 of the Employee Retirement Income Security Act of 1974 (ERISA).  <b>▶ File as an attachment to Form 5500.</b>	<small>OMB No. 1210-0110</small>  <b>2024</b>  <b>This Form is Open to Public Inspection.</b>
--	--	---

For calendar plan year 2024 or fiscal plan year beginning **01/01/2024** and ending **12/31/2024**

<b>A</b> Name of plan <b>CEMENT MASONS LOCAL 780 PENSION FUND</b>	<b>B</b> Three-digit plan number (PN) ▶	<b>001</b>
<b>C</b> Plan sponsor's name as shown on line 2a of Form 5500 <b>CEMENT MASONS LOCAL 780 PENSION FUND</b>	<b>D</b> Employer Identification Number (EIN) <b>13-1626710</b>	

**Part I Service Provider Information (see instructions)**

You must complete this Part, in accordance with the instructions, to report the information required for **each person** who received, directly or indirectly, \$5,000 or more in total compensation (i.e., money or anything else of monetary value) in connection with services rendered to the plan or the person's position with the plan during the plan year. If a person received **only** eligible indirect compensation for which the plan received the required disclosures, you are required to answer line 1 but are not required to include that person when completing the remainder of this Part.

**1 Information on Persons Receiving Only Eligible Indirect Compensation**

**a** Check "Yes" or "No" to indicate whether you are excluding a person from the remainder of this Part because they received only eligible indirect compensation for which the plan received the required disclosures (see instructions for definitions and conditions).....  Yes  No

**b** If you answered line 1a "Yes," enter the name and EIN or address of each person providing the required disclosures for the service providers who received only eligible indirect compensation. Complete as many entries as needed (see instructions).

**(b)** Enter name and EIN or address of person who provided you disclosures on eligible indirect compensation

<b>SEGAL SELECT INSURANCE SERVICES INC</b>	<b>333 WEST 34TH STREET NEW YORK, NY 10001</b>
<b>46-0619194</b>	

**(b)** Enter name and EIN or address of person who provided you disclosures on eligible indirect compensation

<b>GREAT GRAY TRUST COMPANY, LLC</b>	<b>6725 VIA AUSTI PARKWAY, SUITE 260 LAS VEGAS, NV 89119</b>
<b>92-1941236</b>	

**(b)** Enter name and EIN or address of person who provided you disclosures on eligible indirect compensation

<b>CORRY CAPITAL ADVISORS LLC</b>	<b>65 E 55TH STREET NEW YORK, NY 10022</b>
<b>26-0510274</b>	

**(b)** Enter name and EIN or address of person who provided you disclosures on eligible indirect compensation

---

---

**(b)** Enter name and EIN or address of person who provided you disclosures on eligible indirect compensation

---

---

---

**(b)** Enter name and EIN or address of person who provided you disclosures on eligible indirect compensation

---

---

---

**(b)** Enter name and EIN or address of person who provided you disclosures on eligible indirect compensation

---

---

---

**(b)** Enter name and EIN or address of person who provided you disclosures on eligible indirect compensation

---

---

---

**(b)** Enter name and EIN or address of person who provided you disclosures on eligible indirect compensation

---

---

---

**(b)** Enter name and EIN or address of person who provided you disclosures on eligible indirect compensation

---

---

---

**(b)** Enter name and EIN or address of person who provided you disclosures on eligible indirect compensation

---

---

---

**(b)** Enter name and EIN or address of person who provided you disclosures on eligible indirect compensation

---

**2. Information on Other Service Providers Receiving Direct or Indirect Compensation.** Except for those persons for whom you answered "Yes" to line 1a above, complete as many entries as needed to list each person receiving, directly or indirectly, \$5,000 or more in total compensation (i.e., money or anything else of value) in connection with services rendered to the plan or their position with the plan during the plan year. (See instructions).

(a) Enter name and EIN or address (see instructions)

BOYD WATTERSON ASSET MANAGEMENT

1801 EAST 9TH ST STE 1400  
CLEVELAND, OH 44114

34-1922005

(b) Service Code(s)	(c) Relationship to employer, employee organization, or person known to be a party-in-interest	(d) Enter direct compensation paid by the plan. If none, enter -0-.	(e) Did service provider receive indirect compensation? (sources other than plan or plan sponsor)	(f) Did indirect compensation include eligible indirect compensation, for which the plan received the required disclosures?	(g) Enter total indirect compensation received by service provider excluding eligible indirect compensation for which you answered "Yes" to element (f). If none, enter -0-.	(h) Did the service provider give you a formula instead of an amount or estimated amount?
51 52 28	NONE	275864	Yes <input type="checkbox"/> No <input checked="" type="checkbox"/>	Yes <input type="checkbox"/> No <input type="checkbox"/>		Yes <input type="checkbox"/> No <input type="checkbox"/>

(a) Enter name and EIN or address (see instructions)

ULLICO INVESTMENT ADVISORS INC.

8403 COLESVILLE ROAD 13TH FLOOR  
SILVER SPRING, MD 20910

52-6435649

(b) Service Code(s)	(c) Relationship to employer, employee organization, or person known to be a party-in-interest	(d) Enter direct compensation paid by the plan. If none, enter -0-.	(e) Did service provider receive indirect compensation? (sources other than plan or plan sponsor)	(f) Did indirect compensation include eligible indirect compensation, for which the plan received the required disclosures?	(g) Enter total indirect compensation received by service provider excluding eligible indirect compensation for which you answered "Yes" to element (f). If none, enter -0-.	(h) Did the service provider give you a formula instead of an amount or estimated amount?
28 51	NONE	144918	Yes <input type="checkbox"/> No <input checked="" type="checkbox"/>	Yes <input type="checkbox"/> No <input type="checkbox"/>		Yes <input type="checkbox"/> No <input type="checkbox"/>

(a) Enter name and EIN or address (see instructions)

POLEN CAPITAL MANAGEMENT

1825 NW CORPORATE BLVD STE 300  
BOCA RATON, FL 33431

26-0319356

(b) Service Code(s)	(c) Relationship to employer, employee organization, or person known to be a party-in-interest	(d) Enter direct compensation paid by the plan. If none, enter -0-.	(e) Did service provider receive indirect compensation? (sources other than plan or plan sponsor)	(f) Did indirect compensation include eligible indirect compensation, for which the plan received the required disclosures?	(g) Enter total indirect compensation received by service provider excluding eligible indirect compensation for which you answered "Yes" to element (f). If none, enter -0-.	(h) Did the service provider give you a formula instead of an amount or estimated amount?
51 28	NONE	59047	Yes <input type="checkbox"/> No <input checked="" type="checkbox"/>	Yes <input type="checkbox"/> No <input type="checkbox"/>		Yes <input type="checkbox"/> No <input type="checkbox"/>

**2. Information on Other Service Providers Receiving Direct or Indirect Compensation.** Except for those persons for whom you answered "Yes" to line 1a above, complete as many entries as needed to list each person receiving, directly or indirectly, \$5,000 or more in total compensation (i.e., money or anything else of value) in connection with services rendered to the plan or their position with the plan during the plan year. (See instructions).

(a) Enter name and EIN or address (see instructions)

CONGRESS ASSET MANAGEMENT

2 SEAPORT LN  
BOSTON, MA 02210

04-2848965

(b) Service Code(s)	(c) Relationship to employer, employee organization, or person known to be a party-in-interest	(d) Enter direct compensation paid by the plan. If none, enter -0-.	(e) Did service provider receive indirect compensation? (sources other than plan or plan sponsor)	(f) Did indirect compensation include eligible indirect compensation, for which the plan received the required disclosures?	(g) Enter total indirect compensation received by service provider excluding eligible indirect compensation for which you answered "Yes" to element (f). If none, enter -0-.	(h) Did the service provider give you a formula instead of an amount or estimated amount?
28 51 68	NONE	39142	Yes <input checked="" type="checkbox"/> No <input type="checkbox"/>	Yes <input checked="" type="checkbox"/> No <input type="checkbox"/>	4635	Yes <input type="checkbox"/> No <input checked="" type="checkbox"/>

(a) Enter name and EIN or address (see instructions)

FIRST ACTUARIAL CONSULTING INC.

1501 BROADWAY STE 1728  
NEW YORK, NY 10036

26-3842522

(b) Service Code(s)	(c) Relationship to employer, employee organization, or person known to be a party-in-interest	(d) Enter direct compensation paid by the plan. If none, enter -0-.	(e) Did service provider receive indirect compensation? (sources other than plan or plan sponsor)	(f) Did indirect compensation include eligible indirect compensation, for which the plan received the required disclosures?	(g) Enter total indirect compensation received by service provider excluding eligible indirect compensation for which you answered "Yes" to element (f). If none, enter -0-.	(h) Did the service provider give you a formula instead of an amount or estimated amount?
50	NONE	47225	Yes <input type="checkbox"/> No <input checked="" type="checkbox"/>	Yes <input type="checkbox"/> No <input type="checkbox"/>		Yes <input type="checkbox"/> No <input type="checkbox"/>

(a) Enter name and EIN or address (see instructions)

FITZSIMMONS ABRAMS, LLP

7600 JERICHO TPKE STE 210  
WOODBURY, NY 11797

13-2858927

(b) Service Code(s)	(c) Relationship to employer, employee organization, or person known to be a party-in-interest	(d) Enter direct compensation paid by the plan. If none, enter -0-.	(e) Did service provider receive indirect compensation? (sources other than plan or plan sponsor)	(f) Did indirect compensation include eligible indirect compensation, for which the plan received the required disclosures?	(g) Enter total indirect compensation received by service provider excluding eligible indirect compensation for which you answered "Yes" to element (f). If none, enter -0-.	(h) Did the service provider give you a formula instead of an amount or estimated amount?
	NONE	40600	Yes <input type="checkbox"/> No <input checked="" type="checkbox"/>	Yes <input type="checkbox"/> No <input type="checkbox"/>		Yes <input type="checkbox"/> No <input type="checkbox"/>

**2. Information on Other Service Providers Receiving Direct or Indirect Compensation.** Except for those persons for whom you answered "Yes" to line 1a above, complete as many entries as needed to list each person receiving, directly or indirectly, \$5,000 or more in total compensation (i.e., money or anything else of value) in connection with services rendered to the plan or their position with the plan during the plan year. (See instructions).

(a) Enter name and EIN or address (see instructions)

PROSKAUER ROSE LLP

11 TIMES SQUARE  
NEW YORK, NY 10036

13-1840454

(b) Service Code(s)	(c) Relationship to employer, employee organization, or person known to be a party-in-interest	(d) Enter direct compensation paid by the plan. If none, enter -0-.	(e) Did service provider receive indirect compensation? (sources other than plan or plan sponsor)	(f) Did indirect compensation include eligible indirect compensation, for which the plan received the required disclosures?	(g) Enter total indirect compensation received by service provider excluding eligible indirect compensation for which you answered "Yes" to element (f). If none, enter -0-.	(h) Did the service provider give you a formula instead of an amount or estimated amount?
50 29	NONE	35201	Yes <input type="checkbox"/> No <input checked="" type="checkbox"/>	Yes <input type="checkbox"/> No <input type="checkbox"/>		Yes <input type="checkbox"/> No <input type="checkbox"/>

(a) Enter name and EIN or address (see instructions)

AMALGAMATED BANK

275 7TH AVENUE  
NEW YORK, NY 10001

13-4920330

(b) Service Code(s)	(c) Relationship to employer, employee organization, or person known to be a party-in-interest	(d) Enter direct compensation paid by the plan. If none, enter -0-.	(e) Did service provider receive indirect compensation? (sources other than plan or plan sponsor)	(f) Did indirect compensation include eligible indirect compensation, for which the plan received the required disclosures?	(g) Enter total indirect compensation received by service provider excluding eligible indirect compensation for which you answered "Yes" to element (f). If none, enter -0-.	(h) Did the service provider give you a formula instead of an amount or estimated amount?
52 51 19	NONE	30257	Yes <input checked="" type="checkbox"/> No <input type="checkbox"/>	Yes <input checked="" type="checkbox"/> No <input type="checkbox"/>	815	Yes <input type="checkbox"/> No <input checked="" type="checkbox"/>

(a) Enter name and EIN or address (see instructions)

NEW TOWER TRUST COMPANY

7315 WISCONSIN AVENUE  
BETHESDA, MD 20814

30-0872552

(b) Service Code(s)	(c) Relationship to employer, employee organization, or person known to be a party-in-interest	(d) Enter direct compensation paid by the plan. If none, enter -0-.	(e) Did service provider receive indirect compensation? (sources other than plan or plan sponsor)	(f) Did indirect compensation include eligible indirect compensation, for which the plan received the required disclosures?	(g) Enter total indirect compensation received by service provider excluding eligible indirect compensation for which you answered "Yes" to element (f). If none, enter -0-.	(h) Did the service provider give you a formula instead of an amount or estimated amount?
51 28 52	NONE	30510	Yes <input checked="" type="checkbox"/> No <input type="checkbox"/>	Yes <input checked="" type="checkbox"/> No <input type="checkbox"/>	0	Yes <input checked="" type="checkbox"/> No <input type="checkbox"/>

**2. Information on Other Service Providers Receiving Direct or Indirect Compensation.** Except for those persons for whom you answered "Yes" to line 1a above, complete as many entries as needed to list each person receiving, directly or indirectly, \$5,000 or more in total compensation (i.e., money or anything else of value) in connection with services rendered to the plan or their position with the plan during the plan year. (See instructions).

(a) Enter name and EIN or address (see instructions)

REYNOLDS CONSULTING SERVICES LLC

25 NEWBRIDGE ROAD  
HICKSVILLE, NY 11801

20-1899564

(b) Service Code(s)	(c) Relationship to employer, employee organization, or person known to be a party-in-interest	(d) Enter direct compensation paid by the plan. If none, enter -0-.	(e) Did service provider receive indirect compensation? (sources other than plan or plan sponsor)	(f) Did indirect compensation include eligible indirect compensation, for which the plan received the required disclosures?	(g) Enter total indirect compensation received by service provider excluding eligible indirect compensation for which you answered "Yes" to element (f). If none, enter -0-.	(h) Did the service provider give you a formula instead of an amount or estimated amount?
51 27	NONE	26522	Yes <input type="checkbox"/> No <input checked="" type="checkbox"/>	Yes <input type="checkbox"/> No <input type="checkbox"/>		Yes <input type="checkbox"/> No <input type="checkbox"/>

(a) Enter name and EIN or address (see instructions)

CRESCENT CAPITAL HIGH INCOME FUND

11100 SANTA MONICA BLVD  
LOS ANGELES, CA 90025

45-5287411

(b) Service Code(s)	(c) Relationship to employer, employee organization, or person known to be a party-in-interest	(d) Enter direct compensation paid by the plan. If none, enter -0-.	(e) Did service provider receive indirect compensation? (sources other than plan or plan sponsor)	(f) Did indirect compensation include eligible indirect compensation, for which the plan received the required disclosures?	(g) Enter total indirect compensation received by service provider excluding eligible indirect compensation for which you answered "Yes" to element (f). If none, enter -0-.	(h) Did the service provider give you a formula instead of an amount or estimated amount?
52 28	NONE	25407	Yes <input type="checkbox"/> No <input checked="" type="checkbox"/>	Yes <input type="checkbox"/> No <input type="checkbox"/>		Yes <input type="checkbox"/> No <input type="checkbox"/>

(a) Enter name and EIN or address (see instructions)

(b) Service Code(s)	(c) Relationship to employer, employee organization, or person known to be a party-in-interest	(d) Enter direct compensation paid by the plan. If none, enter -0-.	(e) Did service provider receive indirect compensation? (sources other than plan or plan sponsor)	(f) Did indirect compensation include eligible indirect compensation, for which the plan received the required disclosures?	(g) Enter total indirect compensation received by service provider excluding eligible indirect compensation for which you answered "Yes" to element (f). If none, enter -0-.	(h) Did the service provider give you a formula instead of an amount or estimated amount?
			Yes <input type="checkbox"/> No <input type="checkbox"/>	Yes <input type="checkbox"/> No <input type="checkbox"/>		Yes <input type="checkbox"/> No <input type="checkbox"/>

**Part I Service Provider Information (continued)**

3. If you reported on line 2 receipt of indirect compensation, other than eligible indirect compensation, by a service provider, and the service provider is a fiduciary or provides contract administrator, consulting, custodial, investment advisory, investment management, broker, or recordkeeping services, answer the following questions for (a) each source from whom the service provider received \$1,000 or more in indirect compensation and (b) each source for whom the service provider gave you a formula used to determine the indirect compensation instead of an amount or estimated amount of the indirect compensation. Complete as many entries as needed to report the required information for each source.

<b>(a)</b> Enter service provider name as it appears on line 2	<b>(b)</b> Service Codes (see instructions)	<b>(c)</b> Enter amount of indirect compensation
<b>(d)</b> Enter name and EIN (address) of source of indirect compensation	<b>(e)</b> Describe the indirect compensation, including any formula used to determine the service provider's eligibility for or the amount of the indirect compensation.	
<b>(a)</b> Enter service provider name as it appears on line 2	<b>(b)</b> Service Codes (see instructions)	<b>(c)</b> Enter amount of indirect compensation
<b>(d)</b> Enter name and EIN (address) of source of indirect compensation	<b>(e)</b> Describe the indirect compensation, including any formula used to determine the service provider's eligibility for or the amount of the indirect compensation.	
<b>(a)</b> Enter service provider name as it appears on line 2	<b>(b)</b> Service Codes (see instructions)	<b>(c)</b> Enter amount of indirect compensation
<b>(d)</b> Enter name and EIN (address) of source of indirect compensation	<b>(e)</b> Describe the indirect compensation, including any formula used to determine the service provider's eligibility for or the amount of the indirect compensation.	

**Part II Service Providers Who Fail or Refuse to Provide Information**

**4** Provide, to the extent possible, the following information for each service provider who failed or refused to provide the information necessary to complete this Schedule.

<b>(a)</b> Enter name and EIN or address of service provider (see instructions)	<b>(b)</b> Nature of Service Code(s)	<b>(c)</b> Describe the information that the service provider failed or refused to provide
NEUBERGER BERMAN TRUST COMPANY N.A. 1260 6TH AVENUE NEW YORK, NY 10104  27-2510082	52 71 28	

<b>(a)</b> Enter name and EIN or address of service provider (see instructions)	<b>(b)</b> Nature of Service Code(s)	<b>(c)</b> Describe the information that the service provider failed or refused to provide

<b>(a)</b> Enter name and EIN or address of service provider (see instructions)	<b>(b)</b> Nature of Service Code(s)	<b>(c)</b> Describe the information that the service provider failed or refused to provide

<b>(a)</b> Enter name and EIN or address of service provider (see instructions)	<b>(b)</b> Nature of Service Code(s)	<b>(c)</b> Describe the information that the service provider failed or refused to provide

<b>(a)</b> Enter name and EIN or address of service provider (see instructions)	<b>(b)</b> Nature of Service Code(s)	<b>(c)</b> Describe the information that the service provider failed or refused to provide

<b>(a)</b> Enter name and EIN or address of service provider (see instructions)	<b>(b)</b> Nature of Service Code(s)	<b>(c)</b> Describe the information that the service provider failed or refused to provide

**Part III Termination Information on Accountants and Enrolled Actuaries (see instructions)**  
(complete as many entries as needed)

<b>a</b> Name: FIRST ACTUARIAL CONSULTING INC.	<b>b</b> EIN: 26-3842522
<b>c</b> Position: FUND ACTUARY	
<b>d</b> Address: 1501 BROADWAY STE 1728 NEW YORK, NY 10036	<b>e</b> Telephone:

Explanation: BOARD OF TRUSTEES DECISION.

<b>a</b> Name:	<b>b</b> EIN:
<b>c</b> Position:	
<b>d</b> Address:	<b>e</b> Telephone:

Explanation:

<b>a</b> Name:	<b>b</b> EIN:
<b>c</b> Position:	
<b>d</b> Address:	<b>e</b> Telephone:

Explanation:

<b>a</b> Name:	<b>b</b> EIN:
<b>c</b> Position:	
<b>d</b> Address:	<b>e</b> Telephone:

Explanation:

<b>a</b> Name:	<b>b</b> EIN:
<b>c</b> Position:	
<b>d</b> Address:	<b>e</b> Telephone:

Explanation:

<b>SCHEDULE D</b> <b>(Form 5500)</b>  Department of the Treasury Internal Revenue Service  Department of Labor Employee Benefits Security Administration	<b>DFE/Participating Plan Information</b>  This schedule is required to be filed under section 104 of the Employee Retirement Income Security Act of 1974 (ERISA).  <b>▶ File as an attachment to Form 5500.</b>	OMB No. 1210-0110  <hr/> <b>2024</b>  <hr/> <b>This Form is Open to Public Inspection.</b>
---	--	--

For calendar plan year 2024 or fiscal plan year beginning 01/01/2024 and ending 12/31/2024

<b>A</b> Name of plan <u>CEMENT MASONS LOCAL 780 PENSION FUND</u>	<b>B</b> Three-digit plan number (PN)	<u>001</u>
<b>C</b> Plan or DFE sponsor's name as shown on line 2a of Form 5500 <u>CEMENT MASONS LOCAL 780 PENSION FUND</u>	<b>D</b> Employer Identification Number (EIN) <u>13-1626710</u>	

<b>Part I</b>	<b>Information on interests in MTIAs, CCTs, PSAs, and 103-12 IEs (to be completed by plans and DFEs)</b> (Complete as many entries as needed to report all interests in DFEs)
---------------	--

<b>a</b> Name of MTIA, CCT, PSA, or 103-12 IE:	<u>LV LARGE CAP 1000 VALUE INDEX FUND</u>		
<b>b</b> Name of sponsor of entity listed in (a):	<u>AMALGAMATED BANK</u>		
<b>c</b> EIN-PN <u>46-2026448-018</u>	<b>d</b> Entity code <u>C</u>	<b>e</b> Dollar value of interest in MTIA, CCT, PSA, or 103-12 IE at end of year (see instructions)	<u>19760535</u>
<b>a</b> Name of MTIA, CCT, PSA, or 103-12 IE:	<u>LONGVIEW MID CAP 400 INX FD</u>		
<b>b</b> Name of sponsor of entity listed in (a):	<u>AMALGAMATED BANK</u>		
<b>c</b> EIN-PN <u>13-4920330-011</u>	<b>d</b> Entity code <u>C</u>	<b>e</b> Dollar value of interest in MTIA, CCT, PSA, or 103-12 IE at end of year (see instructions)	<u>15649762</u>
<b>a</b> Name of MTIA, CCT, PSA, or 103-12 IE:	<u>LONGVIEW LRG CAP 500 INX FD</u>		
<b>b</b> Name of sponsor of entity listed in (a):	<u>AMALGAMATED BANK</u>		
<b>c</b> EIN-PN <u>13-4920330-009</u>	<b>d</b> Entity code <u>C</u>	<b>e</b> Dollar value of interest in MTIA, CCT, PSA, or 103-12 IE at end of year (see instructions)	<u>29150221</u>
<b>a</b> Name of MTIA, CCT, PSA, or 103-12 IE:	<u>LONGVIEW LRG CAP 1000 GROWTH INX FD</u>		
<b>b</b> Name of sponsor of entity listed in (a):	<u>AMALGAMATED BANK</u>		
<b>c</b> EIN-PN <u>42-2032992-019</u>	<b>d</b> Entity code <u>C</u>	<b>e</b> Dollar value of interest in MTIA, CCT, PSA, or 103-12 IE at end of year (see instructions)	<u>20177542</u>
<b>a</b> Name of MTIA, CCT, PSA, or 103-12 IE:	<u>NEWTOWER TRUST CO MULTIP-EMP PROP T</u>		
<b>b</b> Name of sponsor of entity listed in (a):	<u>NEW TOWER COMPANY</u>		
<b>c</b> EIN-PN <u>52-6218800-001</u>	<b>d</b> Entity code <u>C</u>	<b>e</b> Dollar value of interest in MTIA, CCT, PSA, or 103-12 IE at end of year (see instructions)	<u>3355161</u>
<b>a</b> Name of MTIA, CCT, PSA, or 103-12 IE:	<u>ULLICO INFRASTRUCTURE TAX-EXEMPT FD</u>		
<b>b</b> Name of sponsor of entity listed in (a):	<u>ULLICO INVESTMENT ADVISORS, INC</u>		
<b>c</b> EIN-PN <u>90-0622302-001</u>	<b>d</b> Entity code <u>E</u>	<b>e</b> Dollar value of interest in MTIA, CCT, PSA, or 103-12 IE at end of year (see instructions)	<u>9645382</u>
<b>a</b> Name of MTIA, CCT, PSA, or 103-12 IE:	<u>BLACKROCK MSCI ACWI EXUS ID FD CL R</u>		
<b>b</b> Name of sponsor of entity listed in (a):	<u>GREAT GRAY TRUST CO</u>		
<b>c</b> EIN-PN <u>81-1950980-013</u>	<b>d</b> Entity code <u>C</u>	<b>e</b> Dollar value of interest in MTIA, CCT, PSA, or 103-12 IE at end of year (see instructions)	<u>7432049</u>





<b>SCHEDULE H</b> <b>(Form 5500)</b>  <small>Department of the Treasury Internal Revenue Service</small>  <small>Department of Labor Employee Benefits Security Administration</small>  <small>Pension Benefit Guaranty Corporation</small>	<b>Financial Information</b>  This schedule is required to be filed under section 104 of the Employee Retirement Income Security Act of 1974 (ERISA), and section 6058(a) of the Internal Revenue Code (the Code).  <b>▶ File as an attachment to Form 5500.</b>	<small>OMB No. 1210-0110</small>  <b>2024</b>  <b>This Form is Open to Public Inspection</b>
--	--	--

For calendar plan year 2024 or fiscal plan year beginning <b>01/01/2024</b> and ending <b>12/31/2024</b>	
<b>A</b> Name of plan <b>CEMENT MASONS LOCAL 780 PENSION FUND</b>	<b>B</b> Three-digit plan number (PN) ▶ <b>001</b>
<b>C</b> Plan sponsor's name as shown on line 2a of Form 5500 <b>CEMENT MASONS LOCAL 780 PENSION FUND</b>	<b>D</b> Employer Identification Number (EIN) <b>13-1626710</b>

<b>Part I</b>	<b>Asset and Liability Statement</b>
---------------	--------------------------------------

**1** Current value of plan assets and liabilities at the beginning and end of the plan year. Combine the value of plan assets held in more than one trust. Report the value of the plan's interest in a commingled fund containing the assets of more than one plan on a line-by-line basis unless the value is reportable on lines 1c(9) through 1c(14). Do not enter the value of that portion of an insurance contract which guarantees, during this plan year, to pay a specific dollar benefit at a future date. **Round off amounts to the nearest dollar.** MTIAs, CCTs, PSAs, and 103-12 IEs do not complete lines 1b(1), 1b(2), 1c(8), 1g, 1h, and 1i. CCTs, PSAs, and 103-12 IEs also do not complete lines 1d and 1e. See instructions.

		(a) Beginning of Year	(b) End of Year
<b>Assets</b>			
<b>a</b> Total noninterest-bearing cash .....	<b>1a</b>	403631	324026
<b>b</b> Receivables (less allowance for doubtful accounts):			
<b>(1)</b> Employer contributions .....	<b>1b(1)</b>	627260	647081
<b>(2)</b> Participant contributions .....	<b>1b(2)</b>		
<b>(3)</b> Other .....	<b>1b(3)</b>	814172	1167357
<b>c</b> General investments:			
<b>(1)</b> Interest-bearing cash (include money market accounts & certificates of deposit) .....	<b>1c(1)</b>	8484661	1945374
<b>(2)</b> U.S. Government securities .....	<b>1c(2)</b>	6129972	5916322
<b>(3)</b> Corporate debt instruments (other than employer securities):			
<b>(A)</b> Preferred .....	<b>1c(3)(A)</b>		
<b>(B)</b> All other .....	<b>1c(3)(B)</b>	7941710	8815868
<b>(4)</b> Corporate stocks (other than employer securities):			
<b>(A)</b> Preferred .....	<b>1c(4)(A)</b>		
<b>(B)</b> Common .....	<b>1c(4)(B)</b>	26073021	1963
<b>(5)</b> Partnership/joint venture interests .....	<b>1c(5)</b>		
<b>(6)</b> Real estate (other than employer real property) .....	<b>1c(6)</b>		
<b>(7)</b> Loans (other than to participants) .....	<b>1c(7)</b>		
<b>(8)</b> Participant loans .....	<b>1c(8)</b>		
<b>(9)</b> Value of interest in common/collective trusts .....	<b>1c(9)</b>	54651375	95739618
<b>(10)</b> Value of interest in pooled separate accounts .....	<b>1c(10)</b>		
<b>(11)</b> Value of interest in master trust investment accounts .....	<b>1c(11)</b>		
<b>(12)</b> Value of interest in 103-12 investment entities .....	<b>1c(12)</b>	8936771	9645382
<b>(13)</b> Value of interest in registered investment companies (e.g., mutual funds) .....	<b>1c(13)</b>	15694997	20844839
<b>(14)</b> Value of funds held in insurance company general account (unallocated contracts).....	<b>1c(14)</b>		
<b>(15)</b> Other.....	<b>1c(15)</b>	32600199	30514068

<b>1d</b> Employer-related investments:		<b>(a)</b> Beginning of Year	<b>(b)</b> End of Year
(1) Employer securities.....	<b>1d(1)</b>		
(2) Employer real property.....	<b>1d(2)</b>		
<b>e</b> Buildings and other property used in plan operation.....	<b>1e</b>		
<b>f</b> Total assets (add all amounts in lines 1a through 1e).....	<b>1f</b>	162357769	175561898
<b>Liabilities</b>			
<b>g</b> Benefit claims payable.....	<b>1g</b>		
<b>h</b> Operating payables.....	<b>1h</b>	142299	421729
<b>i</b> Acquisition indebtedness.....	<b>1i</b>		
<b>j</b> Other liabilities.....	<b>1j</b>	10639153	10551403
<b>k</b> Total liabilities (add all amounts in lines 1g through 1j).....	<b>1k</b>	10781452	10973132
<b>Net Assets</b>			
<b>l</b> Net assets (subtract line 1k from line 1f).....	<b>1l</b>	151576317	164588766

**Part II Income and Expense Statement**

**2** Plan income, expenses, and changes in net assets for the year. Include all income and expenses of the plan, including any trust(s) or separately maintained fund(s) and any payments/receipts to/from insurance carriers. Round off amounts to the nearest dollar. MTIAs, CCTs, PSAs, and 103-12 IEs do not complete lines 2a, 2b(1)(E), 2e, 2f, and 2g.

<b>Income</b>		<b>(a)</b> Amount	<b>(b)</b> Total
<b>a Contributions:</b>			
(1) Received or receivable in cash from: <b>(A)</b> Employers.....	<b>2a(1)(A)</b>	4541320	
<b>(B)</b> Participants.....	<b>2a(1)(B)</b>		
<b>(C)</b> Others (including rollovers).....	<b>2a(1)(C)</b>		
(2) Noncash contributions.....	<b>2a(2)</b>		
(3) Total contributions. Add lines <b>2a(1)(A)</b> , <b>(B)</b> , <b>(C)</b> , and line <b>2a(2)</b> .....	<b>2a(3)</b>		4541320
<b>b Earnings on investments:</b>			
<b>(1) Interest:</b>			
<b>(A)</b> Interest-bearing cash (including money market accounts and certificates of deposit).....	<b>2b(1)(A)</b>	399863	
<b>(B)</b> U.S. Government securities.....	<b>2b(1)(B)</b>	146756	
<b>(C)</b> Corporate debt instruments.....	<b>2b(1)(C)</b>	191218	
<b>(D)</b> Loans (other than to participants).....	<b>2b(1)(D)</b>		
<b>(E)</b> Participant loans.....	<b>2b(1)(E)</b>		
<b>(F)</b> Other.....	<b>2b(1)(F)</b>	-594269	
<b>(G)</b> Total interest. Add lines <b>2b(1)(A)</b> through <b>(F)</b> .....	<b>2b(1)(G)</b>		143568
<b>(2) Dividends:</b>			
<b>(A)</b> Preferred stock.....	<b>2b(2)(A)</b>	0	
<b>(B)</b> Common stock.....	<b>2b(2)(B)</b>	67976	
<b>(C)</b> Registered investment company shares (e.g. mutual funds).....	<b>2b(2)(C)</b>	861597	
<b>(D)</b> Total dividends. Add lines <b>2b(2)(A)</b> , <b>(B)</b> , and <b>(C)</b> .....	<b>2b(2)(D)</b>		929573
<b>(3)</b> Rents.....	<b>2b(3)</b>		
<b>(4) Net gain (loss) on sale of assets:</b>			
<b>(A)</b> Aggregate proceeds.....	<b>2b(4)(A)</b>	40076603	
<b>(B)</b> Aggregate carrying amount (see instructions).....	<b>2b(4)(B)</b>	28140025	
<b>(C)</b> Subtract line <b>2b(4)(B)</b> from line <b>2b(4)(A)</b> and enter result.....	<b>2b(4)(C)</b>		11936578
<b>(5) Unrealized appreciation (depreciation) of assets:</b>			
<b>(A)</b> Real estate.....	<b>2b(5)(A)</b>		
<b>(B)</b> Other.....	<b>2b(5)(B)</b>	2667241	
<b>(C)</b> Total unrealized appreciation of assets. Add lines <b>2b(5)(A)</b> and <b>(B)</b> .....	<b>2b(5)(C)</b>		

		(a) Amount	(b) Total
(6) Net investment gain (loss) from common/collective trusts .....	<b>2b(6)</b>		
(7) Net investment gain (loss) from pooled separate accounts .....	<b>2b(7)</b>		
(8) Net investment gain (loss) from master trust investment accounts .....	<b>2b(8)</b>		
(9) Net investment gain (loss) from 103-12 investment entities .....	<b>2b(9)</b>		
(10) Net investment gain (loss) from registered investment companies (e.g., mutual funds) .....	<b>2b(10)</b>		
<b>c</b> Other income .....	<b>2c</b>		9692
<b>d</b> Total income. Add all <b>income</b> amounts in column (b) and enter total .....	<b>2d</b>		20227972

**Expenses**

<b>e</b> Benefit payment and payments to provide benefits:			
(1) Directly to participants or beneficiaries, including direct rollovers .....	<b>2e(1)</b>	5889543	
(2) To insurance carriers for the provision of benefits .....	<b>2e(2)</b>	215159	
(3) Other .....	<b>2e(3)</b>		
(4) Total benefit payments. Add lines <b>2e(1)</b> through <b>(3)</b> .....	<b>2e(4)</b>		6104702
<b>f</b> Corrective distributions (see instructions) .....	<b>2f</b>		
<b>g</b> Certain deemed distributions of participant loans (see instructions) .....	<b>2g</b>		
<b>h</b> Interest expense .....	<b>2h</b>		
<b>i</b> Administrative expenses:			
(1) Salaries and allowances .....	<b>2i(1)</b>	59932	
(2) Contract administrator fees .....	<b>2i(2)</b>		
(3) Recordkeeping fees .....	<b>2i(3)</b>	96371	
(4) IQPA audit fees .....	<b>2i(4)</b>	40600	
(5) Investment advisory and investment management fees .....	<b>2i(5)</b>	738713	
(6) Bank or trust company trustee/custodial fees .....	<b>2i(6)</b>		
(7) Actuarial fees .....	<b>2i(7)</b>	47225	
(8) Legal fees .....	<b>2i(8)</b>	54552	
(9) Valuation/appraisal fees .....	<b>2i(9)</b>		
(10) Other trustee fees and expenses .....	<b>2i(10)</b>		
(11) Other expenses .....	<b>2i(11)</b>	73428	
(12) Total administrative expenses. Add lines <b>2i(1)</b> through <b>(11)</b> .....	<b>2i(12)</b>		1110821
<b>j</b> Total expenses. Add all <b>expense</b> amounts in column (b) and enter total .....	<b>2j</b>		7215523

**Net Income and Reconciliation**

<b>k</b> Net income (loss). Subtract line <b>2j</b> from line <b>2d</b> .....	<b>2k</b>		13012449
<b>l</b> Transfers of assets:			
(1) To this plan .....	<b>2l(1)</b>		
(2) From this plan .....	<b>2l(2)</b>		

**Part III Accountant's Opinion**

**3** Complete lines 3a through 3c if the opinion of an independent qualified public accountant is attached to this Form 5500. Complete line 3d if an opinion is not attached.

**a** The attached opinion of an independent qualified public accountant for this plan is (see instructions):

(1)  Unmodified (2)  Qualified (3)  Disclaimer (4)  Adverse

**b** Check the appropriate box(es) to indicate whether the IQPA performed an ERISA section 103(a)(3)(C) audit. Check both boxes (1) and (2) if the audit was performed pursuant to both 29 CFR 2520.103-8 and 29 CFR 2520.103-12(d). Check box (3) if pursuant to neither.

(1)  DOL Regulation 2520.103-8 (2)  DOL Regulation 2520.103-12(d) (3)  neither DOL Regulation 2520.103-8 nor DOL Regulation 2520.103-12(d).

**c** Enter the name and EIN of the accountant (or accounting firm) below:

(1) Name: FITZSIMMONS ABRAMS, LLP

(2) EIN: 13-2858927

**d** The opinion of an independent qualified public accountant is **not attached** as part of Schedule H because:

(1)  This form is filed for a CCT, PSA, DCG or MTIA. (2)  It will be attached to the next Form 5500 pursuant to 29 CFR 2520.104-50.

**Part IV Compliance Questions**

**4** CCTs and PSAs do not complete Part IV. MTIAs, 103-12 IEs, and GIAs do not complete lines 4a, 4e, 4f, 4g, 4h, 4k, 4m, 4n, or 5. 103-12 IEs also do not complete lines 4j and 4l. MTIAs also do not complete line 4l. DCGs do not complete lines 4e, 4f, 4k, 4l, and 5, and DCGs generally complete the rest of Part IV collectively for all plans in the DCG, except as otherwise provided (see instructions).

During the plan year:

	Yes	No	Amount
<b>a</b> Was there a failure to transmit to the plan any participant contributions within the time period described in 29 CFR 2510.3-102? Continue to answer "Yes" for any prior year failures until fully corrected. (See instructions and DOL's Voluntary Fiduciary Correction Program.)		X	
<b>b</b> Were any loans by the plan or fixed income obligations due the plan in default as of the close of the plan year or classified during the year as uncollectible? Disregard participant loans secured by participant's account balance. (Attach Schedule G (Form 5500) Part I if "Yes" is checked.)		X	
<b>c</b> Were any leases to which the plan was a party in default or classified during the year as uncollectible? (Attach Schedule G (Form 5500) Part II if "Yes" is checked.)		X	
<b>d</b> Were there any nonexempt transactions with any party-in-interest? (Do not include transactions reported on line 4a. Attach Schedule G (Form 5500) Part III if "Yes" is checked.)		X	
<b>e</b> Was this plan covered by a fidelity bond?	X		2000000
<b>f</b> Did the plan have a loss, whether or not reimbursed by the plan's fidelity bond, that was caused by fraud or dishonesty?		X	
<b>g</b> Did the plan hold any assets whose current value was neither readily determinable on an established market nor set by an independent third party appraiser?	X		26552803
<b>h</b> Did the plan receive any noncash contributions whose value was neither readily determinable on an established market nor set by an independent third party appraiser?		X	
<b>i</b> Did the plan have assets held for investment? (Attach schedule(s) of assets if "Yes" is checked, and see instructions for format requirements.)	X		
<b>j</b> Were any plan transactions or series of transactions in excess of 5% of the current value of plan assets? (Attach schedule of transactions if "Yes" is checked and see instructions for format requirements.)	X		
<b>k</b> Were all the plan assets either distributed to participants or beneficiaries, transferred to another plan, or brought under the control of the PBGC?		X	
<b>l</b> Has the plan failed to provide any benefit when due under the plan?		X	
<b>m</b> If this is an individual account plan, was there a blackout period? (See instructions and 29 CFR 2520.101-3.)		X	
<b>n</b> If 4m was answered "Yes," check the "Yes" box if you either provided the required notice or one of the exceptions to providing the notice applied under 29 CFR 2520.101-3.		X	

**5a** Has a resolution to terminate the plan been adopted during the plan year or any prior plan year?  Yes  No  
If "Yes," enter the amount of any plan assets that reverted to the employer this year \_\_\_\_\_.

**5b** If, during this plan year, any assets or liabilities were transferred from this plan to another plan(s), identify the plan(s) to which assets or liabilities were transferred. (See instructions.)

<b>5b(1)</b> Name of plan(s)	<b>5b(2)</b> EIN(s)	<b>5b(3)</b> PN(s)

**5c** Was the plan a defined benefit plan covered under the PBGC insurance program at any time during this plan year? (See ERISA section 4021 and instructions.) .....  Yes  No  Not determined

If "Yes" is checked, enter the My PAA confirmation number from the PBGC premium filing for this plan year 1130590.

<b>SCHEDULE R</b> <b>(Form 5500)</b>  <small>Department of the Treasury Internal Revenue Service</small>  <small>Department of Labor Employee Benefits Security Administration</small>  <small>Pension Benefit Guaranty Corporation</small>	<b>Retirement Plan Information</b>  This schedule is required to be filed under sections 104 and 4065 of the Employee Retirement Income Security Act of 1974 (ERISA) and section 6058(a) of the Internal Revenue Code (the Code).  <b>▶ File as an attachment to Form 5500.</b>	<small>OMB No. 1210-0110</small>  <b>2024</b>  <b>This Form is Open to Public Inspection.</b>
--	---	---

For calendar plan year 2024 or fiscal plan year beginning **01/01/2024** and ending **12/31/2024**

<b>A</b> Name of plan <b>CEMENT MASONS LOCAL 780 PENSION FUND</b>	<b>B</b> Three-digit plan number (PN) ▶	<b>001</b>
<b>C</b> Plan sponsor's name as shown on line 2a of Form 5500 <b>CEMENT MASONS LOCAL 780 PENSION FUND</b>	<b>D</b> Employer Identification Number (EIN) <b>13-1626710</b>	

<b>Part I</b>	<b>Distributions</b>
---------------	----------------------

**All references to distributions relate only to payments of benefits during the plan year.**

<b>1</b> Total value of distributions paid in property other than in cash or the forms of property specified in the instructions.....	<b>1</b>	
<b>2</b> Enter the EIN(s) of payor(s) who paid benefits on behalf of the plan to participants or beneficiaries during the year (if more than two, enter EINs of the two payors who paid the greatest dollar amounts of benefits):  EIN(s): _____		
<b>Profit-sharing plans, ESOPs, and stock bonus plans, skip line 3.</b>		
<b>3</b> Number of participants (living or deceased) whose benefits were distributed in a single sum, during the plan year .....	<b>3</b>	<b>0</b>

<b>Part II</b>	<b>Funding Information</b> (If the plan is not subject to the minimum funding requirements of section 412 of the Internal Revenue Code or ERISA section 302, skip this Part.)
----------------	---

**4** Is the plan administrator making an election under Code section 412(d)(2) or ERISA section 302(d)(2)? .....  Yes  No  N/A  
**If the plan is a defined benefit plan, go to line 8.**

**5** If a waiver of the minimum funding standard for a prior year is being amortized in this plan year, see instructions and enter the date of the ruling letter granting the waiver. **Date:** Month \_\_\_\_\_ Day \_\_\_\_\_ Year \_\_\_\_\_  
**If you completed line 5, complete lines 3, 9, and 10 of Schedule MB and do not complete the remainder of this schedule.**

<b>6 a</b> Enter the minimum required contribution for this plan year (include any prior year accumulated funding deficiency not waived) .....	<b>6a</b>	
<b>b</b> Enter the amount contributed by the employer to the plan for this plan year .....	<b>6b</b>	
<b>c</b> Subtract the amount in line 6b from the amount in line 6a. Enter the result (enter a minus sign to the left of a negative amount).....	<b>6c</b>	

**If you completed line 6c, skip lines 8 and 9.**

**7** Will the minimum funding amount reported on line 6c be met by the funding deadline? .....  Yes  No  N/A

**8** If a change in actuarial cost method was made for this plan year pursuant to a revenue procedure or other authority providing automatic approval for the change or a class ruling letter, does the plan sponsor or plan administrator agree with the change? .....  Yes  No  N/A

<b>Part III</b>	<b>Amendments</b>
-----------------	-------------------

**9** If this is a defined benefit pension plan, were any amendments adopted during this plan year that increased or decreased the value of benefits? If yes, check the appropriate box. If no, check the "No" box.....  Increase  Decrease  Both  No

<b>Part IV</b>	<b>ESOPs</b> (see instructions). If this is not a plan described under section 409(a) or 4975(e)(7) of the Internal Revenue Code, skip this Part.
----------------	---

**10** Were unallocated employer securities or proceeds from the sale of unallocated securities used to repay any exempt loan? .....  Yes  No

**11 a** Does the ESOP hold any preferred stock? .....  Yes  No

**b** If the ESOP has an outstanding exempt loan with the employer as lender, is such loan part of a "back-to-back" loan? (See instructions for definition of "back-to-back" loan.) .....  Yes  No

**12** Does the ESOP hold any stock that is not readily tradable on an established securities market? .....  Yes  No

**Part V Additional Information for Multiemployer Defined Benefit Pension Plans**

**13** Enter the following information for each employer that (1) contributed more than 5% of total contributions to the plan during the plan year or (2) was one of the top-ten highest contributors (measured in dollars). See instructions. Complete as many entries as needed to report all applicable employers.

**a** Name of contributing employer **ROGER & SONS, INC**

**b** EIN **14-1828103**

**c** Dollar amount contributed by employer

**440858**

**d** Date collective bargaining agreement expires (If employer contributes under more than one collective bargaining agreement, check box  and see instructions regarding required attachment. Otherwise, enter the applicable date.) Month **06** Day **30** Year **2025**

**e** Contribution rate information (If more than one rate applies, check this box  and see instructions regarding required attachment. Otherwise, complete lines 13e(1) and 13e(2).)

(1) Contribution rate (in dollars and cents) \_\_\_\_\_

(2) Base unit measure:  Hourly  Weekly  Unit of production  Other (specify): \_\_\_\_\_

**a** Name of contributing employer **HIGH RISE SAFTEY SYSTEMS, INC**

**b** EIN **26-0115980**

**c** Dollar amount contributed by employer

**217601**

**d** Date collective bargaining agreement expires (If employer contributes under more than one collective bargaining agreement, check box  and see instructions regarding required attachment. Otherwise, enter the applicable date.) Month **06** Day **30** Year **2025**

**e** Contribution rate information (If more than one rate applies, check this box  and see instructions regarding required attachment. Otherwise, complete lines 13e(1) and 13e(2).)

(1) Contribution rate (in dollars and cents) \_\_\_\_\_

(2) Base unit measure:  Hourly  Weekly  Unit of production  Other (specify): \_\_\_\_\_

**a** Name of contributing employer **PETER SCALAMANDRE & SONS**

**b** EIN **11-1805182**

**c** Dollar amount contributed by employer

**215541**

**d** Date collective bargaining agreement expires (If employer contributes under more than one collective bargaining agreement, check box  and see instructions regarding required attachment. Otherwise, enter the applicable date.) Month **06** Day **30** Year **2025**

**e** Contribution rate information (If more than one rate applies, check this box  and see instructions regarding required attachment. Otherwise, complete lines 13e(1) and 13e(2).)

(1) Contribution rate (in dollars and cents) \_\_\_\_\_

(2) Base unit measure:  Hourly  Weekly  Unit of production  Other (specify): \_\_\_\_\_

**a** Name of contributing employer **CROSS COUNTRY CONSTRUCTION, LLC**

**b** EIN **80-0117264**

**c** Dollar amount contributed by employer

**139870**

**d** Date collective bargaining agreement expires (If employer contributes under more than one collective bargaining agreement, check box  and see instructions regarding required attachment. Otherwise, enter the applicable date.) Month **06** Day **30** Year **2025**

**e** Contribution rate information (If more than one rate applies, check this box  and see instructions regarding required attachment. Otherwise, complete lines 13e(1) and 13e(2).)

(1) Contribution rate (in dollars and cents) \_\_\_\_\_

(2) Base unit measure:  Hourly  Weekly  Unit of production  Other (specify): \_\_\_\_\_

**a** Name of contributing employer **DARCON CONSTRUCTION INC**

**b** EIN **11-2953343**

**c** Dollar amount contributed by employer

**133581**

**d** Date collective bargaining agreement expires (If employer contributes under more than one collective bargaining agreement, check box  and see instructions regarding required attachment. Otherwise, enter the applicable date.) Month **06** Day **30** Year **2025**

**e** Contribution rate information (If more than one rate applies, check this box  and see instructions regarding required attachment. Otherwise, complete lines 13e(1) and 13e(2).)

(1) Contribution rate (in dollars and cents) \_\_\_\_\_

(2) Base unit measure:  Hourly  Weekly  Unit of production  Other (specify): \_\_\_\_\_

**a** Name of contributing employer **RUTTURA & SONS CONSTR. CO**

**b** EIN **11-2434454**

**c** Dollar amount contributed by employer

**133510**

**d** Date collective bargaining agreement expires (If employer contributes under more than one collective bargaining agreement, check box  and see instructions regarding required attachment. Otherwise, enter the applicable date.) Month **06** Day **30** Year **2025**

**e** Contribution rate information (If more than one rate applies, check this box  and see instructions regarding required attachment. Otherwise, complete lines 13e(1) and 13e(2).)

(1) Contribution rate (in dollars and cents) \_\_\_\_\_

(2) Base unit measure:  Hourly  Weekly  Unit of production  Other (specify): \_\_\_\_\_

**Part V Additional Information for Multiemployer Defined Benefit Pension Plans**

**13** Enter the following information for each employer that (1) contributed more than 5% of total contributions to the plan during the plan year or (2) was one of the top-ten highest contributors (measured in dollars). See instructions. Complete as many entries as needed to report all applicable employers.

**a** Name of contributing employer **PYRAMID FLOOR CONVERING, INC**

**b** EIN **13-2793192** **c** Dollar amount contributed by employer **125190**

**d** Date collective bargaining agreement expires (If employer contributes under more than one collective bargaining agreement, check box  and see instructions regarding required attachment. Otherwise, enter the applicable date.) Month **06** Day **30** Year **2025**

**e** Contribution rate information (If more than one rate applies, check this box  and see instructions regarding required attachment. Otherwise, complete lines 13e(1) and 13e(2).)

(1) Contribution rate (in dollars and cents) \_\_\_\_\_

(2) Base unit measure:  Hourly  Weekly  Unit of production  Other (specify): \_\_\_\_\_

**a** Name of contributing employer **WINCO CORPORATION**

**b** EIN **11-3098825** **c** Dollar amount contributed by employer **120241**

**d** Date collective bargaining agreement expires (If employer contributes under more than one collective bargaining agreement, check box  and see instructions regarding required attachment. Otherwise, enter the applicable date.) Month **06** Day **30** Year **2025**

**e** Contribution rate information (If more than one rate applies, check this box  and see instructions regarding required attachment. Otherwise, complete lines 13e(1) and 13e(2).)

(1) Contribution rate (in dollars and cents) \_\_\_\_\_

(2) Base unit measure:  Hourly  Weekly  Unit of production  Other (specify): \_\_\_\_\_

**a** Name of contributing employer **N.E.D.C. OPER. PLASTER & CEM. MASON**

**b** EIN **82-1278346** **c** Dollar amount contributed by employer **102550**

**d** Date collective bargaining agreement expires (If employer contributes under more than one collective bargaining agreement, check box  and see instructions regarding required attachment. Otherwise, enter the applicable date.) Month **06** Day **30** Year **2025**

**e** Contribution rate information (If more than one rate applies, check this box  and see instructions regarding required attachment. Otherwise, complete lines 13e(1) and 13e(2).)

(1) Contribution rate (in dollars and cents) \_\_\_\_\_

(2) Base unit measure:  Hourly  Weekly  Unit of production  Other (specify): \_\_\_\_\_

**a** Name of contributing employer **SBF CONSTRUCTION INC.**

**b** EIN **22-3622948** **c** Dollar amount contributed by employer **96351**

**d** Date collective bargaining agreement expires (If employer contributes under more than one collective bargaining agreement, check box  and see instructions regarding required attachment. Otherwise, enter the applicable date.) Month **06** Day **30** Year **2025**

**e** Contribution rate information (If more than one rate applies, check this box  and see instructions regarding required attachment. Otherwise, complete lines 13e(1) and 13e(2).)

(1) Contribution rate (in dollars and cents) \_\_\_\_\_

(2) Base unit measure:  Hourly  Weekly  Unit of production  Other (specify): \_\_\_\_\_

**a** Name of contributing employer \_\_\_\_\_

**b** EIN \_\_\_\_\_ **c** Dollar amount contributed by employer \_\_\_\_\_

**d** Date collective bargaining agreement expires (If employer contributes under more than one collective bargaining agreement, check box  and see instructions regarding required attachment. Otherwise, enter the applicable date.) Month \_\_\_\_\_ Day \_\_\_\_\_ Year \_\_\_\_\_

**e** Contribution rate information (If more than one rate applies, check this box  and see instructions regarding required attachment. Otherwise, complete lines 13e(1) and 13e(2).)

(1) Contribution rate (in dollars and cents) \_\_\_\_\_

(2) Base unit measure:  Hourly  Weekly  Unit of production  Other (specify): \_\_\_\_\_

**a** Name of contributing employer \_\_\_\_\_

**b** EIN \_\_\_\_\_ **c** Dollar amount contributed by employer \_\_\_\_\_

**d** Date collective bargaining agreement expires (If employer contributes under more than one collective bargaining agreement, check box  and see instructions regarding required attachment. Otherwise, enter the applicable date.) Month \_\_\_\_\_ Day \_\_\_\_\_ Year \_\_\_\_\_

**e** Contribution rate information (If more than one rate applies, check this box  and see instructions regarding required attachment. Otherwise, complete lines 13e(1) and 13e(2).)

(1) Contribution rate (in dollars and cents) \_\_\_\_\_

(2) Base unit measure:  Hourly  Weekly  Unit of production  Other (specify): \_\_\_\_\_

**14** Enter the number of deferred vested and retired participants (inactive participants), as of the beginning of the plan year, whose contributing employer is no longer making contributions to the plan for:

<b>a</b> The current plan year. Check the box to indicate the counting method used to determine the number of inactive participants: <input checked="" type="checkbox"/> last contributing employer <input type="checkbox"/> alternative <input type="checkbox"/> reasonable approximation (see instructions for required attachment).....	<b>14a</b>	
<b>b</b> The plan year immediately preceding the current plan year. <input type="checkbox"/> Check the box if the number reported is a change from what was previously reported (see instructions for required attachment).....	<b>14b</b>	
<b>c</b> The second preceding plan year. <input type="checkbox"/> Check the box if the number reported is a change from what was previously reported (see instructions for required attachment).....	<b>14c</b>	

**15** Enter the ratio of the number of participants under the plan on whose behalf no employer had an obligation to make an employer contribution during the current plan year to:

<b>a</b> The corresponding number for the plan year immediately preceding the current plan year .....	<b>15a</b>	
<b>b</b> The corresponding number for the second preceding plan year .....	<b>15b</b>	

**16** Information with respect to any employers who withdrew from the plan during the preceding plan year:

<b>a</b> Enter the number of employers who withdrew during the preceding plan year .....	<b>16a</b>	
<b>b</b> If line 16a is greater than 0, enter the aggregate amount of withdrawal liability assessed or estimated to be assessed against such withdrawn employers.....	<b>16b</b>	

**17** If assets and liabilities from another plan have been transferred to or merged with this plan during the plan year, check box and see instructions regarding supplemental information to be included as an attachment .....

**Part VI Additional Information for Single-Employer and Multiemployer Defined Benefit Pension Plans**

**18** If any liabilities to participants or their beneficiaries under the plan as of the end of the plan year consist (in whole or in part) of liabilities to such participants and beneficiaries under two or more pension plans as of immediately before such plan year, check box and see instructions regarding supplemental information to be included as an attachment .....

**19** If the total number of participants is 1,000 or more, complete lines (a) and (b):

**a** Enter the percentage of plan assets held as:  
 Public Equity: \_\_\_\_\_% Private Equity: \_\_\_\_\_% Investment-Grade Debt and Interest Rate Hedging Assets: \_\_\_\_\_%  
 High-Yield Debt: \_\_\_\_\_% Real Assets: \_\_\_\_\_% Cash or Cash Equivalents: \_\_\_\_\_% Other: \_\_\_\_\_%

**b** Provide the average duration of the Investment-Grade Debt and Interest Rate Hedging Assets:  
 0-5 years  5-10 years  10-15 years  15 years or more

**20 PBGC missed contribution reporting requirements.** If this is a multiemployer plan or a single-employer plan that is not covered by PBGC, skip line 20.

**a** Is the amount of unpaid minimum required contributions for all years from Schedule SB (Form 5500) line 40 greater than zero?  Yes  No

**b** If line 20a is "Yes," has PBGC been notified as required by ERISA sections 4043(c)(5) and/or 303(k)(4)? Check the applicable box:  
 Yes.  
 No. Reporting was waived under 29 CFR 4043.25(c)(2) because contributions equal to or exceeding the unpaid minimum required contribution were made by the 30th day after the due date.  
 No. The 30-day period referenced in 29 CFR 4043.25(c)(2) has not yet ended, and the sponsor intends to make a contribution equal to or exceeding the unpaid minimum required contribution by the 30th day after the due date.  
 No. Other. Provide explanation: \_\_\_\_\_

**Part VII IRS Compliance Questions**

**21a** Does the plan satisfy the coverage and nondiscrimination tests of Code sections 410(b) and 401(a)(4) by combining this plan with any other plans under the permissive aggregation rules?  Yes  No

**21b** If this is a Code section 401(k) plan, check all boxes that apply to indicate how the plan is intended to satisfy the nondiscrimination requirements for employee deferrals and employer matching contributions (as applicable) under Code sections 401(k)(3) and 401(m)(2).  
 Design-based safe harbor method  
 "Prior year" ADP test  
 "Current year" ADP test  
 N/A

**22** If the plan sponsor is an adopter of a pre-approved plan that received a favorable IRS Opinion Letter, enter the date of the Opinion Letter \_\_\_/\_\_\_/\_\_\_\_ (MM/DD/YYYY) and the Opinion Letter serial number \_\_\_\_\_.

**CEMENT MASONS LOCAL 780 PENSION FUND  
FINANCIAL REPORT  
DECEMBER 31, 2024 AND 2023**




**FITZSIMMONS  
ABRAMS, LLP**

CERTIFIED PUBLIC ACCOUNTANTS

**CEMENT MASONS LOCAL 780 PENSION FUND  
FINANCIAL REPORT  
YEARS ENDED DECEMBER 31, 2024 AND 2023**

**TABLE OF CONTENTS**

	<b><u>Page No.</u></b>
Independent Auditors' Report	1-3
<u>Financial Statements:</u>	
Statements of Net Assets Available for Benefits	4
Statements of Changes in Net Assets Available for Benefits	5
Notes to Financial Statements	6-17
<u>Supplemental Information:</u>	18
Schedules of Administrative Expenses	19
Schedule Reconciling the Statement of Net Assets Available For Benefits to Form 5500	20
Schedule H (Form 5500) – Line 4i: Schedule of assets held for investment purposes	21-22
Schedule H (Form 5500) – Line 4j: Schedule of reportable transactions	23-38



## **INDEPENDENT AUDITORS' REPORT**

To the Board of Trustees of the  
Cement Masons Local 780 Pension Fund

### **Opinion**

We have audited the accompanying financial statements of Cement Masons Local 780 Pension Fund, an employee benefit plan subject to the Employee Retirement Income Security Act of 1974 (ERISA), which comprise the statements of net assets available for benefits as of December 31, 2024 and 2023, and the related statements of changes in net assets available for benefits for the years then ended, and the related notes to the financial statements.

In our opinion, the financial statements referred to above present fairly, in all material respects, the net assets available for benefits of Cement Masons Local 780 Pension Fund as of December 31, 2024 and 2023, and the changes in its net assets available for benefits for the years then ended, in accordance with accounting principles generally accepted in the United States of America.

### **Basis for Opinion**

We conducted our audits in accordance with auditing standards generally accepted in the United States of America. Our responsibilities under those standards are further described in the Auditor's Responsibilities for the Audit of the Financial Statements section of our report. We are required to be independent of Cement Masons Local 780 Pension Fund and to meet our other ethical responsibilities, in accordance with the relevant ethical requirements relating to our audits. We believe that the audit evidence we have obtained is sufficient and appropriate to provide a basis for our audit opinion.

### **Responsibilities of Management for the Financial Statements**

Management is responsible for the preparation and fair presentation of the financial statements in accordance with accounting principles generally accepted in the United States of America, and for the design, implementation, and maintenance of internal control relevant to the preparation and fair presentation of financial statements that are free from material misstatement, whether due to fraud or error.

In preparing the financial statements, management is required to evaluate whether there are conditions or events, considered in the aggregate, that raise substantial doubt about Cement Masons Local 780 Pension Fund's ability to continue as a going concern for one year after the date the financial statements are available to be issued.

Management is also responsible for maintaining a current plan instrument, including all plan amendments, administering the plan, and determining that the plan's transactions that are presented and disclosed in the financial statements are in conformity with the plan's provisions, including maintaining sufficient records with respect to each of the participants, to determine the benefits due or which may become due to such participants.



## **Auditor's Responsibilities for the Audit of the Financial Statements**

Our objectives are to obtain reasonable assurance about whether the financial statements as a whole are free from material misstatement, whether due to fraud or error, and to issue an auditor's report that includes our opinion. Reasonable assurance is a high level of assurance but is not absolute assurance and therefore is not a guarantee that an audit conducted in accordance with generally accepted auditing standards will always detect a material misstatement when it exists. The risk of not detecting a material misstatement resulting from fraud is higher than for one resulting from error, as fraud may involve collusion, forgery, intentional omissions, misrepresentations, or the override of internal control. Misstatements are considered material if there is a substantial likelihood that, individually or in the aggregate, they would influence the judgment made by a reasonable user based on the financial statements.

In performing an audit in accordance with generally accepted auditing standards, we:

- Exercise professional judgment and maintain professional skepticism throughout the audit.
- Identify and assess the risks of material misstatement of the financial statements, whether due to fraud or error, and design and perform audit procedures responsive to those risks. Such procedures include examining, on a test basis, evidence regarding the amounts and disclosures in the financial statements.
- Obtain an understanding of internal control relevant to the audit in order to design audit procedures that are appropriate in the circumstances, but not for the purpose of expressing an opinion on the effectiveness of the Cement Masons Local 780 Pension Fund's internal control. Accordingly, no such opinion is expressed.
- Evaluate the appropriateness of accounting policies used and the reasonableness of significant accounting estimates made by management, as well as evaluate the overall presentation of the financial statements.
- Conclude whether, in our judgment, there are conditions or events, considered in the aggregate, that raise substantial doubt about the Cement Masons Local 780 Pension Fund's ability to continue as a going concern for a reasonable period of time.

We are required to communicate with those charged with governance regarding, among other matters, the planned scope and timing of the audit, significant audit findings, and certain internal control-related matters that we identified during the audit.

## **Supplemental Schedules Required by ERISA**

Our audits were conducted for the purpose of forming an opinion on the financial statements as a whole. The supplemental schedules reported on pages 21 through 38 are presented for purposes of additional analysis and are not a required part of the financial statements but are supplementary information required by the Department of Labor's Rules and Regulations for Reporting and Disclosure under ERISA. Such information is the responsibility of management and was derived from and relates directly to the underlying accounting and other records used to prepare the financial statements. The information has been subjected to the auditing procedures applied in the audits of the financial statements and certain additional procedures, including comparing and reconciling such information directly to the underlying accounting and other records used to prepare the financial statements or to the financial statements themselves, and other additional procedures in accordance with generally accepted auditing standards.

In forming our opinion on the supplemental schedules, we evaluated whether the supplemental schedules, including their form and content, are presented in conformity with the Department of Labor's Rules and Regulations for Reporting and Disclosure under ERISA.



### **Supplemental Schedules Required by ERISA (Continued)**

In our opinion, the information in the accompanying schedules is fairly stated, in all material respects, in relation to the financial statements as a whole, and the form and content are presented in conformity with the Department of Labor's Rules and Regulations for Reporting and Disclosure under ERISA.

### **Supplemental Information**

Our audits were conducted for the purpose of forming an opinion on the financial statements as a whole. The supplemental information on pages 19 through 20 is presented for purposes of additional analysis and is not a required part of the financial statements. Such information is the responsibility of management and was derived from and relates directly to the underlying accounting and other records used to prepare the financial statements. The information has been subjected to the auditing procedures applied in the audits of the financial statements and certain additional procedures, including comparing and reconciling such information directly to the underlying accounting and other records used to prepare the financial statements or to the financial statements themselves, and other additional procedures in accordance with auditing standards generally accepted in the United States of America. In our opinion, the information is fairly stated in all material respects in relation to the financial statements as a whole.

*Fitzsimmons Abrams LLP*

Woodbury, New York  
October 14<sup>th</sup>, 2025



**CEMENT MASONS LOCAL 780 PENSION FUND**  
**STATEMENTS OF NET ASSETS AVAILABLE FOR BENEFITS**

	December 31,	
	2024	2023
<u>ASSETS</u>		
Investments at fair value:		
Cash equivalents	\$ 96,370	\$ 6,550,528
U.S. Government securities	5,916,322	6,129,972
Corporate bonds	4,768,845	4,271,547
Common stocks	1,963	26,073,021
Collective trust fund	88,307,569	54,651,375
Real estate partnership	19,797,069	21,048,774
Mutual funds	28,276,888	15,694,997
103-12 Investments	9,645,382	8,936,771
Limited partnerships	6,755,734	7,173,254
Total Investments	163,566,142	150,530,239
Receivables:		
Employers' contributions	568,546	552,773
Due from related funds	78,535	74,487
Accrued interest	99,373	89,935
Total Receivables	746,454	717,195
Cash	324,026	403,631
Prepaid expenses	14,288	11,154
TOTAL ASSETS	164,650,910	151,662,219
<u>LIABILITIES</u>		
Accounts payable and accrued expenses	62,144	85,902
TOTAL LIABILITIES	62,144	85,902
NET ASSETS AVAILABLE FOR BENEFITS	\$ 164,588,766	\$ 151,576,317

See accompanying independent auditors' report and notes to the financial statements.

**CEMENT MASONS LOCAL 780 PENSION FUND**  
**STATEMENTS OF CHANGES IN NET ASSETS AVAILABLE FOR BENEFITS**

	Years Ended December 31,	
	2024	2023
<u>ADDITIONS</u>		
Investment income:		
Net appreciation in fair value of investments	\$ 14,603,819	\$ 15,868,906
Interest and dividends	1,073,141	1,112,653
	15,676,960	16,981,559
Less: investment expenses	(738,713)	(751,324)
Net income from investments	14,938,247	16,230,235
Contributions:		
Employers' contributions	4,541,280	4,925,163
Settlement income	40	489
Total contributions	4,541,320	4,925,652
Other:		
Liquidated damages and interest	4,635	15,119
TOTAL ADDITIONS	19,484,202	21,171,006
<u>DEDUCTIONS</u>		
Benefits paid to or on behalf of participants:		
Pension payments paid directly to participants	5,889,543	5,461,609
Insured death benefits	215,159	217,727
Total benefits paid to or on behalf of participants	6,471,753	6,061,188
Administrative expenses	367,051	381,852
TOTAL DEDUCTIONS	6,471,753	6,061,188
NET INCREASE	13,012,449	15,109,818
<u>NET ASSETS AVAILABLE FOR BENEFITS</u>		
Beginning of Year	151,576,317	136,466,499
End of Year	\$ 164,588,766	\$ 151,576,317

See accompanying independent auditors' report and notes to the financial statements.

**CEMENT MASONS LOCAL 780 PENSION FUND**  
**NOTES TO FINANCIAL STATEMENTS**  
**DECEMBER 31, 2024 AND 2023**

**NOTE 1 - DESCRIPTION OF PLAN**

The following brief description of the Cement Masons Local 780 Pension Fund (the “Plan or Fund”), is provided for general information purposes only. Participants should refer to the Plan Document for a more complete description of the Plan’s provisions.

**General**

The Plan is a multiemployer defined benefit pension plan established under the provisions of an Agreement and Declaration of Trust effective September 1, 1950, between the United Cement Masons Local 780 (“the Union”), and the Cement League, an Employer Contractors Association (“the Employers”), who are parties to a collective bargaining agreement requiring contributions to the Plan. The Union and the Employers agreed to participate in the operation of a Trust Fund for the purpose of providing and maintaining pension benefits for eligible employees of participating employers who are represented by the Union. The Plan is administered by a Joint Board of Trustees consisting of Union and Employer representatives and is subject to the provisions of the Employee Retirement Income Security Act of 1974 (ERISA), as amended.

**Pension Benefits**

The Plan provides various forms of retirement pension benefits and death benefits to eligible participants and beneficiaries as defined in the Plan Document. These include normal retirement, early retirement, disability pensions, pre and post retirement death benefits, death insurance and lump sum buyouts, for those who meet specific eligibility requirements. Benefits are payable in the form of life annuities, joint and survivor annuities, and mandatory lump sum payments for benefit amounts valued under \$5,000.

The Plan requires (unless waived) participant and spousal benefits providing for actuarially reduced pensions to participants during their lifetime, after which the surviving spouse receives 50% or 75% of the calculated benefit for life.

The Trustees approved a one-time additional benefit payment for all pensioners and beneficiaries who were receiving monthly pension payments as of December 31, 2024.

**Funding Policy**

Funding to provide the benefits is made through contributions by participating employers on behalf of each covered employee as provided for in the applicable prevailing collective bargaining agreement with the Union. Contributions are also made by the Plan’s sponsoring Union and the Plan and other affiliated plans in their capacity as employers. The Plan is non-contributory for employees. The Plan’s contributions for the years ended December 31, 2024 and 2023 met the minimum funding requirements of ERISA

**NOTE 2 - SUMMARY OF ACCOUNTING POLICIES**

**Basis of Accounting**

The accompanying financial statements have been prepared on the accrual basis of accounting in accordance with accounting principles generally accepted in the United States of America.

**Use of Estimates**

The preparation of financial statements in conformity with accounting principles generally accepted in the United States of America requires management to make estimates and assumptions that affect the reported amounts of assets and liabilities, along with the actuarial present value of accumulated plan benefits, and changes therein, and disclosure of contingent assets and liabilities, if any, at the date of the financial statements. Actual results could differ from those estimates.

See independent auditors’ report

**CEMENT MASONS LOCAL 780 PENSION FUND**  
**NOTES TO FINANCIAL STATEMENTS**  
**DECEMBER 31, 2024 AND 2023**

**NOTE 2 - SUMMARY OF ACCOUNTING POLICIES (continued)**

**Investment Valuation and Income Recognition**

Investments are reported a fair value. Fair value is the price that would be received to sell an asset or paid to transfer a liability in an orderly transaction between market participants at the measurement date. The Plan determines its valuation policies utilizing information provided by the investment managers and custodian. See Note 4 for a discussion of fair value measurement.

Purchases and sales of securities are recorded on a trade-date-basis. Interest income is recorded on the accrual basis. Dividends are recorded on the ex-dividend date. Net appreciation/depreciation includes the Plan's gains and losses on investments bought and sold as well as held during the year.

**Contributions and Contributions Receivable**

Employer contributions receivable represent cash contributions received subsequent to December 31, 2024 and 2023, but applicable to payroll periods prior to the balance sheet dates.

**Payment of Benefits**

Benefit payments to participants are recorded upon distribution.

**Reclassification**

Certain amounts on the prior year's financial statements may have been reclassified to conform to the current year's presentation.

**Allocation of Shared Expenses**

For cost savings efficiencies the Board of Trustees of the Plan along with the Board of Trustees of the related benefit funds have entered into a cost sharing arrangement for certain administrative expenses. Allocations are based on a time study and detailed in the shared cost allocation policy. (See Note 8)

**Compensated Absences**

No accrual has been made for compensated absences since vacations are taken throughout the year and amounts are not material

**Property and Equipment**

Property and equipment are recorded at cost and are depreciated on a straight line basis over the estimated useful lives of the assets which are five years. Expenditures for significant improvements and betterments are capitalized, while expenditures for routine repairs and maintenance are expensed.

**NOTE 3 – ACTUARIAL PRESENT VALUE OF ACCUMULATED PLAN BENEFITS**

Accumulated plan benefits are those future periodic payments that are attributable under the Plan's provisions to the service participants have rendered to contributing employers to the beginning of the current year. Accumulated plan benefits include benefits expected to be paid to (a) pensioners or their beneficiaries (b) inactive participants with rights to immediate or deferred pensions or their beneficiaries and (c) active participants or their beneficiaries. Benefits under the Plan vary in amount, depending on the pension for which the participant qualifies, based on the number of pension credits or years of vesting service attained, the participant's age at retirement and the pension option selected.

See independent auditors' report

**CEMENT MASONS LOCAL 780 PENSION FUND**  
**NOTES TO FINANCIAL STATEMENTS**  
**DECEMBER 31, 2024 AND 2023**

**NOTE 3 – ACTUARIAL PRESENT VALUE OF ACCUMULATED PLAN BENEFITS (continued)**

The actuarial present value of accumulated plan benefits is determined by the Plan’s consulting actuary, and is that amount that results from applying actuarial assumptions to adjust the accumulated plan benefits to reflect the present value of money (through discounts for interest) and the probability of payment (by means decrements such as death, disability, withdrawal or retirement) between the valuation date and the expected date of payment.

The actuarial cost method used was the Traditional Unit Credit Cost Method. The current actuarial valuation as of January 1, 2024 was done on a basis of 818 total participants.

The significant actuarial assumptions used by the actuary include the following:

1. Mortality Rates: The RP-2014 Blue Collar Mortality Table adjusted to 2006, then projected generationally using scale MP-2021 for healthy participants and the RP-2014 Disabled Mortality Table adjusted to 2006, then projected generationally using scale MP-2021 for disabled participants.

For RPA '94 Current Liability, the tables specified in IRC Section 431(c)(6)(D)(iv)&(v) were used.

2. Retirement Rates: Rates for active participants are as follows:

*Hired prior to March 1, 2011:*

<u>Age</u>	<u>Rates</u>	<u>Age</u>	<u>Rate</u>
55	4%	62	50%
56-59	3	63-64	10
60-61	5	65+	100

*Hired after to February 28, 2011:*

<u>Age</u>	<u>Rates</u>	<u>Age</u>	<u>Rate</u>
58-59	3%	63-64	5%
60-61	5	65+	100
62	20		

Term vested participants are assumed to retire at age 65 or current age, if later.

3. Termination Rates: Sample Rates are as follows:

<u>Age</u>	<u>Rates</u>	<u>Age</u>	<u>Rate</u>
20	6.6%	40	3.8%
25	5.3	45	3.2
30	4.8	50	1.5
35	4.5		

See independent auditors' report

**CEMENT MASONS LOCAL 780 PENSION FUND**  
**NOTES TO FINANCIAL STATEMENTS**  
**DECEMBER 31, 2024 AND 2023**

**NOTE 3 – ACTUARIAL PRESENT VALUE OF ACCUMULATED PLAN BENEFITS (continued)**

4. Disability Rates:                      Sample Rates are as follows:
- |            | <u>Rate</u>  |                |
|------------|--------------|----------------|
| <u>Age</u> | <u>Males</u> | <u>Females</u> |
| 20         | 0.09%        | 0.04%          |
| 25         | 0.12         | 0.06           |
| 30         | 0.14         | 0.09           |
| 35         | 0.18         | 0.14           |
| 40         | 0.25         | 0.20           |
| 45         | 0.39         | 0.31           |
| 50         | 0.65         | 0.51           |
| 55         | 1.21         | 0.83           |
| 60         | 1.95         | 1.05           |
5. Net Investment Return:                      5.00% per annum.
6. Future Credited Service:                      Active participants will earn 1.2 Pension Credits in each year of future employment.
7. Marriage:                                      75% of participants are assumed to be married. Husbands are assumed to be three years older than wives.

**Changes in Actuarial Assumptions and Methods**

Current liability determined as of January 1, 2024, was based on 3.29% interest and the IRS 2024 Combined Static Mortality table. These assumptions were updated from 2.55% interest and the IRS 2023 Combined Static Mortality table utilized as of January 1, 2023, to comply with the requirements of Code section 431(c).

There were no other changes in the actuarial assumptions or methods since the last valuation.

The Plan’s actuary has determined the actuarial present value of accumulated plan benefits attributed to participants as of January 1, 2024 and 2023 for the Cement Masons Local 780 Pension Fund.

	<b>2024</b>	<b>2023</b>
Actuarial present value of accumulated plan benefits:		
Vested benefits:		
Participants currently receiving benefits	\$ 51,566,835	\$ 51,145,763
Participants entitled to deferred benefits	11,382,268	10,100,926
Other participants	45,808,993	42,781,611
Total vested benefits	108,758,096	104,028,300
Actuarial present value of non-vested benefits	5,703,461	5,654,154
Total actuarial present value of accumulated plan benefits	\$ 114,461,557	\$ 109,682,454

See independent auditors’ report

**CEMENT MASONS LOCAL 780 PENSION FUND**  
**NOTES TO FINANCIAL STATEMENTS**  
**DECEMBER 31, 2024 AND 2023**

**NOTE 3 – ACTUARIAL PRESENT VALUE OF ACCUMULATED PLAN BENEFITS (continued)**

**Changes in Actuarial Assumptions and Methods (continued)**

Changes in the total actuarial present value of accumulated plan benefits as of January 1, 2024 and January 1, 2023 are summarized as follows:

	<u>2024</u>	<u>2023</u>
Actuarial present value of accumulated plan benefits at beginning	\$ 109,682,454	\$ 104,718,163
Increase (decrease) attributable to:		
Additional benefits earned,		
including experience gains and losses	5,114,568	5,160,589
Plan amendments	-	477,215
Assumption changes	-	-
Decrease in discount period at 5.00%	5,343,871	5,093,492
Benefits paid	<u>(5,679,336)</u>	<u>(5,767,005)</u>
Net increase (decrease)	<u>4,779,103</u>	<u>4,964,291</u>
Actuarial present value of accumulated plan benefits at end	<u>\$ 114,461,557</u>	<u>\$ 109,682,454</u>

The Plan's consulting actuary has advised that for year ended December 31, 2023, the Plan received contributions sufficient to meet the minimum funding standards requirements of ERISA and the Internal Revenue Code and no accumulated funding deficiency exists. The Funding Standards Account credit balance at January 1, 2024 was \$39,760,841 down \$486,167 from January 1, 2023.

The Plan has been determined to be in neither endangered nor critical zone status for the Plan year beginning January 1, 2024 and January 1, 2023.

Since information on the accumulated plan benefits at December 31, 2024, and changes therein for the year then ended are not included above, the financial statements do not purport to present the complete presentation of the financial status of the Plan as of December 31, 2024, and changes in its financial status for the year then ended. As permitted under FASB ASC 960, the financial statements present the complete financial status of the Plan as of December 31, 2023.

**NOTE 4 – FAIR VALUE MEASUREMENT**

FASB Accounting Standards Codification (ASC) 820, *Fair Value Measurements and Disclosures*, establishes a framework for measuring fair value. That framework provides a fair value hierarchy that prioritizes the inputs to valuation techniques used to measure fair value. The hierarchy gives the highest priority to unadjusted quoted prices in active markets for identical assets or liabilities (level 1 measurements) and the lowest priority to unobservable inputs (level 3 measurements). The three levels of the fair value hierarchy under FASB ASC 820 are described as follows:

Level 1	Inputs to the valuation methodology are unadjusted quoted prices for identical assets or liabilities in active markets that the Plan has the ability to access.
---------	---

See independent auditors' report

**CEMENT MASONS LOCAL 780 PENSION FUND  
NOTES TO FINANCIAL STATEMENTS  
DECEMBER 31, 2024 AND 2023**

**NOTE 4 – FAIR VALUE MEASUREMENT (continued)**

Level 2	<p>Inputs to the valuation methodology include:</p> <ul style="list-style-type: none"> <li>• quoted prices for similar assets or liabilities in active markets;</li> <li>• quoted prices for identical or similar assets or liabilities in inactive markets;</li> <li>• inputs other than quoted prices that are observable for the asset or liability;</li> <li>• inputs that are derived principally from or corroborated by observable market data by correlation or other means.</li> </ul> <p>If the asset or liability has a specified (contractual) term, the level 2 input must be observable for substantially the full term of the asset or liability.</p>
Level 3	Inputs to the valuation methodology are unobservable and significant to the fair value measurement.

The asset or liability’s fair value measurement level within the fair value hierarchy is based on the lowest level of any input that is significant to the fair value measurement. Valuation techniques used need to maximize the use of observable inputs and minimize the use of unobservable inputs.

The following is a description of the valuation methodologies used for assets measured at fair value. There have been no changes in the methodologies used at December 31, 2024 and 2023.

**Cash Equivalents:** Valued at fair value by discounting the related cash flows based on current yields of similar instruments with comparable durations considering the audit risk.

**U.S. Government and Governmental Agencies:** Valued at the closing price reported in the active market in which the individual securities are traded. Other U.S. Government and Governmental Agencies bonds are valued based on yields of currently available comparable securities with similar credit ratings.

**Corporate Bonds and Notes:** Certain corporate bonds are valued at the closing price reported in the active market in which the bond is traded. Other corporate bonds are valued based on yields currently available on comparable securities of issuers with similar credit ratings.

**Common Stocks:** Valued at quoted marked prices reported on the national securities exchange in which the individual securities are traded.

**Collective Trust Funds:** Valued at the net asset value (NAV) per share at year end as reported by the investment fund. The NAV, as provided by the fund, is used as a practical expedient to estimate fair value. Share values are based on the current market value of the underlying securities.

**Real Estate Partnership:** Valued at net asset value (NAV) per share at year end as reported by the investment partnership. The NAV, as provided by the investment partnership, is used as a practical expedient to estimate fair value. Share values are based on the current market value or appraised value of the underlying real estate properties.

**Mutual Funds:** Valued at the daily closing price as reported by the mutual fund. The mutual fund held by the Plan is an open-end mutual fund that is registered with the Securities and Exchange Commission. This fund is required to publish their daily net asset value (NAV) and to transact at the price. The mutual fund held by the Plan is deemed to be actively traded.

See independent auditors’ report

**CEMENT MASONS LOCAL 780 PENSION FUND**  
**NOTES TO FINANCIAL STATEMENTS**  
**DECEMBER 31, 2024 AND 2023**

**NOTE 4 – FAIR VALUE MEASUREMENT (continued)**

**Limited Partnerships:** Valued at net asset value (NAV) per share at year end as reported by the investment partnership. The NAV, as provided by the investment partnership, is used as a practical expedient to estimate fair value. Share values are based on the current market value of the underlying assets.

**103-12 Investments:** Valued at the amount equal to the net asset value (NAV) per share at year end of the fund's investment in the master fund in a master/feeder structure. The NAV, as provided by the fund, is used as a practical expedient to estimate fair value. The master fund is carried at fair value based on the financial information provided by the underlying investments in other 103-12 investments, as determined by the respective managers of those funds.

The preceding methods may produce a fair value calculation that may not be indicative of net realizable value or reflective of future fair values. Furthermore, although the Plan believes its valuation methods are appropriate and consistent with other market participants, the use of different methodologies or assumptions to determine the fair value of certain financial instruments could result in a different fair value measurement at the reporting date. In addition, the inputs and methodology used for valuing securities are not necessarily an indication of the risk associated with investing in those securities.

The Plan's investments are held in a bank-administered trust fund. The following is a summary of investments at fair value at December 31, 2024 and 2023.

**Investments at fair value as of December 31, 2024**

	<i>Level 1</i>	<i>Level 2</i>	<i>Level 3</i>	<i>Total</i>
Cash equivalents	\$ 96,370	\$ -	\$ -	\$ 96,370
U.S. Gov't securities	-	5,916,322	-	5,916,322
Corporate bonds	-	4,768,845	-	4,768,845
Common stock	1,963	-	-	1,963
Mutual funds	20,844,839	-	-	20,844,839
Total investments in the fair value hierarchy	\$ 20,943,172	\$ 10,685,167	\$ -	\$ 31,628,339
Investments measured at NAV				131,937,803
<b>Total investments</b>	<b>\$ 20,943,172</b>	<b>\$ 10,685,167</b>	<b>\$ -</b>	<b>\$ 163,566,142</b>

**Investments at fair value as of December 31, 2023**

	<i>Level 1</i>	<i>Level 2</i>	<i>Level 3</i>	<i>Total</i>
Cash equivalents	\$ 6,550,528	\$ -	\$ -	\$ 6,550,528
U.S. Gov't securities	-	6,129,972	-	6,129,972
Corporate bonds	-	4,271,547	-	4,271,547
Common stock	26,073,021	-	-	26,073,021
Mutual funds	15,694,997	-	-	15,694,997
Total investments in the fair value hierarchy	\$ 48,318,546	\$ 10,401,519	\$ -	\$ 58,720,065
Investments measured at NAV				91,810,174
<b>Total investments</b>	<b>\$ 48,318,546</b>	<b>\$ 10,401,519</b>	<b>\$ -</b>	<b>\$ 150,530,239</b>

See independent auditors' report

**CEMENT MASONS LOCAL 780 PENSION FUND**  
**NOTES TO FINANCIAL STATEMENTS**  
**DECEMBER 31, 2024 AND 2023**

**NOTE 4 – FAIR VALUE MEASUREMENT (continued)**

During the years ended December 31, 2024 and 2023, the Plan’s investments, including investments bought, sold and held during the year appreciated / (depreciated) in value \$14,603,819 and \$15,868,906, respectively.

Net realized gains and losses on the sale of investments included in the above totals amounted to \$11,936,578 and \$(164,029) for the years ended December 31, 2024 and 2023, respectively.

**Changes in Fair Value Levels** – The availability of observable market data is monitored to assess the appropriate classification of financial instruments within the fair value hierarchy. Changes in economic conditions or valuation techniques may require the transfer of financial instruments from one fair value level to another. In such instances, the transfer is reported at the beginning of the reporting period.

We evaluated the significance of transfers between levels based upon the nature of the financial instrument and size of the transfer relative to total net assets available for benefits. For the years ended December 31, 2024 and 2023, there were no transfers in or out of level 3.

In accordance with FASB ASC 820-10, certain investments that were measured at net asset value per share (or its equivalent) have not been classified in the fair value hierarchy. The fair value amounts presented in these tables are intended to permit reconciliation of the fair value hierarchy to the line items presented in the statements of net assets available for benefits.

<b>Investments valued at NAV as of December 31, 2024</b>				
	Fair Value	Unfunded Commitments	Redemption Frequency (if currently eligible)	Redemption Notice Period
Common Collective Trusts				
LV Large Cap 1000 Value Index Fd	\$ 19,760,535	\$ -	<i>Daily</i>	<i>Daily</i>
Longview Mid Cap 400 Index Fd	15,649,762	-	<i>Daily</i>	<i>Daily</i>
Longview Lrg Cap 500 Index Fd	29,150,220	-	<i>Daily</i>	<i>Daily</i>
Longview Cash Management Fd	214,348	-	<i>Daily</i>	<i>Daily</i>
LV Large Cap 1000 Growth Index Fd	20,177,542	-	<i>Daily</i>	<i>Daily</i>
Multi-Employer Property Trust	3,355,162	-	<i>Quarterly</i>	<i>1 Day</i>
Blackrock MSCI ACWI EXUS Fd	7,432,049	-	<i>Daily</i>	<i>Daily</i>
Real Estate Partnerships				
Boyd Watterson GSA Fund LP	19,797,069	-	<i>Quarterly</i>	<i>60 Days</i>
Partnerships				
Crescent Capital High Inc Fund B LP	4,079,691	-	<i>Quarterly</i>	<i>60 Days</i>
CCA Black, LP (Class A)	2,676,043	-	<i>Quarterly</i>	<i>120 Days</i>
CCA Black, LP (Class B)				
103-12 Investments				
Ullico Infrastructure Tax- Exempt Fund, L.P.	9,645,382	-	<i>Quarterly</i>	<i>45 Days</i>
	<b>\$ 131,937,803</b>	<b>\$ -</b>		

See independent auditors’ report

**CEMENT MASONS LOCAL 780 PENSION FUND**  
**NOTES TO FINANCIAL STATEMENTS**  
**DECEMBER 31, 2024 AND 2023**

**NOTE 4 – FAIR VALUE MEASUREMENT (continued)**

	<b>Investments valued at NAV as of December 31, 2023</b>			
	Fair Value	Unfunded Commitments	Redemption Frequency (if currently eligible)	Redemption Notice Period
Common Collective Trusts				
LV Large Cap 1000 Value Index Fd	\$ 17,285,179	\$ -	<i>Daily</i>	<i>Daily</i>
Longview Mid Cap 400 Index Fd	8,431,175	-	<i>Daily</i>	<i>Daily</i>
Longview Lrg Cap 500 Index Fd	23,742,235	-	<i>Daily</i>	<i>Daily</i>
Longview Cash Management Fd	1,566,098			
Multi-Employer Property Trust	3,626,688	-	<i>Quarterly</i>	<i>1 Day</i>
Real Estate Partnerships				
Boyd Watterson GSA Fund LP	21,048,774	-	<i>Quarterly</i>	<i>60 Days</i>
Partnerships				
Crescent Capital High Inc Fund B LP	8,936,771	-	<i>Quarterly</i>	<i>60 Days</i>
CCA Black, LP	3,389,653	-	<i>Quarterly</i>	<i>120 Days</i>
103-12 Investments				
Ullico Infrastructure Tax-Exempt Fund, L.P.	3,783,601	-	<i>Quarterly</i>	<i>45 Days</i>
	<b>\$ 91,810,174</b>	<b>\$ -</b>		

**NOTE 5 - FUNDING**

The Plan is funded by employers' contributions pursuant to the terms of the collective bargaining agreements between various employers and the Union. It is also funded pursuant to the terms of participation agreements between the Plan and various related entities, as well as investment returns.

**NOTE 6 – TAX STATUS**

The Plan is an exempt organization under Section 401 (a) of the Internal Revenue Code, as stated in its' most recent IRS determination letter dated November 18, 2015, and therefore is required to operate in conformity with the IRC to maintain its qualification. The Board is not aware of any course of actions or series of events that have occurred that might adversely affect the Plan's qualified status.

Accounting principles generally accepted in the United States of America require plan management to evaluate tax positions taken by the Plan and recognized a tax liability if the plan has taken an uncertain position that more likely than not would not be sustained upon examination by the IRS. The Plan is subject to routine audits by taxing jurisdictions; however, there are currently no audits for any tax periods in progress. Management believes it is no longer subject to income tax examinations for years prior to 2021.

See independent auditors' report

**CEMENT MASONS LOCAL 780 PENSION FUND**  
**NOTES TO FINANCIAL STATEMENTS**  
**DECEMBER 31, 2024 AND 2023**

**NOTE 7 – COMMITMENTS AND CONTINGENCIES**

The Fund and its related funds entered into a ten-year lease agreement for its office space located at 1406 Blondell Avenue, Bronx, New York with the Cement Masons Local 780 Holding Corp. The term of the lease agreement is from November 1, 2022 through October 31, 2032. Under the terms of the agreement, the rent amount will increase by 3% every two years. Per the agreement and pursuant Department of Labor Regulation 2250.408b-2, the lease can be terminated by the tenant upon 90 days written notice. As such, no right-of-use asset is recognized. Rent expense includes base rent plus escalation charges for real estate taxes, maintenance and utilities.

Occupancy costs are allocated between the Fund and its related funds based upon the estimated benefit received by each fund. The estimated portion of these costs allocable to the Fund for the years ended December 31, 2024 and 2023 was approximately 12%, respectively. Occupancy expense for the years ended December 31, 2024 and 2023, was \$3,577 and \$3,493, respectively.

Collection claims and lawsuits arise in the normal course of the Plan's activities. As of December 31, 2024 management has advised that no suits present claims against the Plan which could materially affect the financial position of the Plan.

On April 15th, 2024 the Fund along with its related Northeast District Council Funds, and Local 780 Union received a grand jury subpoena request for records. Management believes this request is in relation to a signatory member employer. At this time it is too early to determine what impact, if any, this subpoena may have on the Fund and its financial statements.

**NOTE 8 – RELATED PARTY TRANSACTIONS**

The Northeast District Council of the OPCMIA Welfare Fund (related fund) acts as collection agent for all employer contributions to the Plan and other related benefit funds. The contributions are deposited into a segregated Northeast District Council of the OPCMIA Welfare Fund bank account and distributed to the other related funds from that account. Amounts received by the Pension Fund from the Northeast District Council of the OPCMIA Welfare Fund for contributions and liquidated damages for the years ended December 31, 2024 and 2023, totaled \$4,545,915 and \$4,940,281, respectively. The amount of employer contributions due from the Northeast District Council of the OPCMIA Welfare Fund to the Plan at December 31, 2024 and 2023 included in the above totals totaled was \$647,081 and \$627,260, respectively.

The Plan shares office space and administrative expenses with other related benefit funds. As part of a cost sharing arrangement, the Northeast District Council of the OPCMIA Welfare Fund acts as paying agent for certain common administrative expenses. Consequently, the Plan reimburses the Northeast District Council of the OPCMIA Welfare Fund for its estimated allocable share of these common administrative expenses based on time studies as determined by the Fund Administrator and approved by the Board of Trustees. Allocable administrative expenses include payroll and payroll related costs, occupancy costs, as well as other administrative expenses. Reimbursements made to the Northeast District Council of the OPCMIA Welfare Fund for shared administrative expenses for the years ended December 31, 2024 and 2023 \$214,350 and \$196,095, respectively.

See independent auditors' report

**CEMENT MASONS LOCAL 780 PENSION FUND**  
**NOTES TO FINANCIAL STATEMENTS**  
**DECEMBER 31, 2024 AND 2023**

**NOTE 9 - PROPERTY AND EQUIPMENT**

Property and equipment is carried at cost less accumulated depreciation as classified below:

	<b>2024</b>	<b>2023</b>
Property and equipment	\$ 5,972	\$ 5,972
Less: Accumulated depreciation	(5,972)	(5,972)
Property and Equipment, Net	\$ -	\$ -

**NOTE 10 - RISK AND UNCERTAINTIES**

The Fund invests in various investment securities. Investment securities are exposed to various risks such as interest rate, market volatility and credit risks. Due to the level of risk associated with certain investments, it is at least reasonably possible that changes in the values of investments will occur in the near term and that such changes could materially affect the amounts reported in the statement of net assets available for benefits.

The actuarial present value of accumulated plan benefits are reported based on certain assumptions pertaining to interest rates, inflation rates and employee demographics, all of which are subject to change. Due to uncertainties inherent in the estimations and assumptions process, it is at least reasonably possible that changes in these estimates and assumptions in the near term would be material to the financial statements.

**NOTE 11 - PROCEDURES UPON TERMINATION**

Although they have not expressed any intention to do so, the Joint Board of Trustees, as Plan Sponsor, reserves the right to terminate the Plan. In the event the Plan terminates, the net assets of the Plan will be allocated, as prescribed by Section 4044 of ERISA and its related regulations, generally to provide the following benefits in the order indicated:

- a) Vested benefits insured by the Pension Benefit Guaranty Corporation (PBGC), a U.S. governmental agency up to the applicable limitations (discussed below).
- b) All other vested benefits (that is, vested benefits not insured by the PBGC).
- c) All non-vested benefits.

Certain benefits under the Plan are insured by the Pension Benefit Guaranty Corporation if the Plan terminates. Generally, the PBGC guarantees most vested normal age retirement benefits, early retirement benefits, and certain disability and survivor pensions. However, the PBGC does not guarantee all types of benefits under the Plan, and the amount of benefit protection is subject to certain limitations. Vested benefits under the Plan are guaranteed at the level in effect on the date of the Plan termination subject to certain phasing provisions. However, there is a statutory ceiling on the amount of an individual's monthly benefit that the PBGC guarantees.

Whether all participants receive their benefits should the Plan terminate at some future time will depend on the sufficiency, at that time, of the Plan's net assets to provide for accumulated benefit obligations and may also depend on the financial condition of participating employers and the level of benefits guaranteed by the PBGC.

See independent auditors' report

**CEMENT MASONS LOCAL 780 PENSION FUND**  
**NOTES TO FINANCIAL STATEMENTS**  
**DECEMBER 31, 2024 AND 2023**

**NOTE 12 – CASH**

At times throughout the year the Plan may have, on deposit in banks, amounts in excess of FDIC insurance limits. The Plan has not experienced any losses in such accounts and the Trustees believe it is not exposed to any significant credit risks.

**NOTE 13 – RECONCILIATION OF FINANCIAL STATEMENTS TO FORM 5500**

For financial statement purposes, investment expenses are reported as a reduction of investment income and fees from independent employers to cover administrative expenses as a reduction of administrative expenses. The reporting requirements of the Department of Labor require these fees be shown as administrative expenses and other income, respectively.

	<u>Per Financial Statements</u>	<u>Reclassification</u>	<u>Per Form 5500</u>
Contributions	\$ 4,541,320	\$ -	\$ 4,541,320
Investment income	14,938,247	738,713	15,676,960
Other Income	4,635	5,057	9,692
	<hr/>	<hr/>	<hr/>
Total additions	19,484,202	743,770	20,227,972
	<hr/>	<hr/>	<hr/>
Pension payments paid	5,889,543	-	5,889,543
Insured death benefits	215,159	-	215,159
Administrative expenses	367,051	743,770	1,110,821
	<hr/>	<hr/>	<hr/>
Total deductions	6,471,753	743,770	7,215,523
	<hr/>	<hr/>	<hr/>
Net increase	\$ 13,012,449	\$ -	\$ 13,012,449

In addition to the above reclassification, the Plan's investments have been reclassified for Form 5500 purpose in accordance with the Department of Labor's plan asset regulations. See the Schedule of Reconciling the Statements of Net Assets Available for Benefits to Form 5500 on page 20.

**NOTE 14 – SUBSEQUENT EVENTS**

The Plan has evaluated subsequent events through the date of the auditors' report which is the date that the financial statements were available to be issued.

On January 17<sup>th</sup>, 2025 the Fund initiated a partial redemption from Boyd Watterson GSA Fund investment account to be transferred to Amalgamated cash management account. At this time the request is still pending.

See independent auditors' report

**SUPPLEMENTAL SCHEDULES**

See independent auditors' report

**CEMENT MASONS LOCAL 780 PENSION FUND**  
**SCHEDULES OF GENERAL AND ADMINISTRATIVE EXPENSES**

	Years Ended December 31,	
	2024	2023
<b><u>Fund Office Expenses</u></b>		
Salaries and payroll taxes	\$ 47,440	\$ 44,632
Employee benefits	12,492	12,373
Rent and utilities	3,622	3,493
Office	4,972	3,919
Computer, internet and equipment maintenance	13,255	11,337
Conference and meetings	622	823
Telephone	451	422
Depreciation	-	100
Storage	369	377
Total Fund Office Expenses	83,223	77,476
<b><u>Professional Fees</u></b>		
Legal	54,552	97,780
Contractor payroll audits	96,371	82,862
Actuarial	47,225	46,908
Auditing & accounting	40,600	40,600
Total Professional Fees	238,748	268,150
<b><u>Other Expenses</u></b>		
PBGC premiums	27,168	24,389
Insurance	22,969	26,104
Total Other Expenses	50,137	50,493
Less: fees from independent employers to cover administrative expenses	(5,057)	(14,267)
<b>Total Administrative Expenses</b>	<b>\$ 367,051</b>	<b>\$ 381,852</b>

See accompanying independent auditors' report and notes to the financial statements.

**CEMENT MASONS LOCAL 780 PENSION FUND**  
**SCHEDULE RECONCILING THE STATEMENT OF NET ASSETS**  
**AVAILABLE FOR BENEFITS TO FORM 5500**  
**DECEMBER 31, 2024**

	<u>Per Financial Statements</u>	<u>Reclassification</u>	<u>Per Form 5500</u>
<b><i>Assets</i></b>			
<i>Investments</i>			
Cash equivalents	\$ 96,370	\$ 1,849,004	\$ 1,945,374
U.S government securities	5,916,322	-	5,916,322
Corporate bonds	4,768,845	4,047,023	8,815,868
Common stock	1,963	-	1,963
Common collective funds	88,307,569	-	88,307,569
Real estate partnership	19,797,069	(19,797,069)	-
Mutual funds	28,276,888	-	28,276,888
103-12 Investments	9,645,382	-	9,645,382
Limited partnerships	6,755,734	(6,755,734)	-
Other investments	-	30,514,068	30,514,068
Receivables	746,454	390,293	1,136,747
Cash	324,026	-	324,026
Other assets	<u>14,288</u>	<u>663,403</u>	<u>677,691</u>
<b><i>Total Assets</i></b>	164,650,910	10,910,988	175,561,898
 <b><i>Liabilities</i></b>			
Operating payable	62,144	359,585	421,729
Other liabilities	<u>-</u>	<u>10,551,403</u>	<u>10,551,403</u>
<b><i>Total Liabilities</i></b>	62,144	10,910,988	10,973,132
 <b>Net Assets Available for Benefits</b>	 <b><u>\$ 164,588,766</u></b>	 <b><u>\$ -</u></b>	 <b><u>\$ 164,588,766</u></b>

The Plan's holdings in various investments were determined to be plan assets for Form 5500 purposes. This schedule reconciles audited financial statement amounts, plus the Plan's share of amounts provided by the investment managers to the Form 5500 Schedule H amounts.

**CEMENT MASONS LOCAL 780 PENSION FUND**  
**SCHEDULE H (FORM 5500) – LINE 4i**  
**SCHEDULE OF ASSETS HELD FOR INVESTMENT PURPOSES AT END OF YEAR**  
**EIN: 13-1626710, PLAN 001**  
**DECEMBER 31, 2024**

(a)	(b)	(c)			(d)	(e)
Identity of issuer, borrower, lessor or similar party	Description of investment, including maturity date,			Cost	Current Value	
	Type	% / Quantity	Price per Unit (if applicable)			
<b><u>Mutual Funds</u></b>						
Neuberger Berman	Shares	2,111,939.061	\$ 9.87	\$ 21,399,430	\$ 20,844,839	
BlackRock MSCI ACWI ex-US Index R	Shares	448,979.592	\$ 16.55	5,500,000	7,432,049	
<b>Total Mutual Funds</b>				<b>\$ 26,899,430</b>	<b>\$ 28,276,888</b>	
<b><u>Other Investments</u></b>						
Boyd Watterson GSA Fund LP	Shares	20,071.01	\$ 986.35	\$ 27,960,303	\$ 27,960,303	
CCA Black, LP (Class A)	Ownership	1.57%	N/A	3,177,650	2,105,378	
CCA Black, LP (Class B)	Ownership	1.46%	N/A	436,995	448,387	
<b>Total Other Investments</b>				<b>\$ 31,227,970</b>	<b>\$ 30,514,068</b>	
<b><u>103-12 Investments</u></b>						
Ullico Infrastructure Tax- Exempt Fund, L.P.	Shares	32,403.657	\$ 297.66	\$ 7,390,488	\$ 9,645,382	
<b>Total 103-12 Investments</b>				<b>\$ 7,390,488</b>	<b>\$ 9,645,382</b>	
<b><u>Collective Trusts</u></b>						
New Tower Trust Company Multi-Employer Property Trust	Ownership	0.06%	N/A	\$ 2,830,672	\$ 3,355,162	
LV Largecap 1000 Value Index Fund	Shares	57,115.072	\$ 345.98	8,899,815	19,760,535	
Longview Mid Cap 400 Index Fund	Shares	4,481.107	3,492.39	11,780,791	15,649,762	
Longview Largecap 500 Index Fund	Shares	13,104.506	2,224.44	15,907,140	29,150,220	
Longview Cash Management Fund	Shares	1,922.777	111.48	195,901	214,348	
LV Largecap 1000 Growth Index Fund	Shares	28,410.260	710.22	17,213,641	20,177,542	
<b>Total Private Funds</b>				<b>\$ 56,827,960</b>	<b>\$ 88,307,569</b>	
<b><u>Cash Equivalents</u></b>						
Boyd Watterson GSA Fund LP - Cash equivalents				\$ 1,457,267	\$ 1,457,267	
JPMorgan 100% U.S. Treasury Money Market				6,302	6,302	
CCA Black, LP (Class A) - Cash equivalents				188,589	188,589	
CCA Black, LP (Class B) - Cash equivalents				89,715	89,715	
Crescent Capital High Income Fund B, L.P.				113,433	113,433	
Boyd Watterson Fixed Income - Money Market				90,068	90,068	
<b>Total Cash Equivalents</b>				<b>\$ 1,945,374</b>	<b>\$ 1,945,374</b>	
<b><u>U.S. Government Securities</u></b>						
US Treasury Notes	10/31/2029	4.00%	98.30	\$ 256,380	\$ 250,678	
US Treasury Notes	2/15/2025	2.00%	99.71	293,965	294,159	
US Treasury Notes	2/15/2026	1.63%	97.14	358,288	359,420	
US Treasury Notes	1/31/2028	3.50%	97.70	971,766	962,299	
US Treasury Notes	11/30/2028	1.50%	89.80	1,036,171	1,028,219	
US Treasury Notes	1/31/2030	3.50%	95.93	942,626	940,073	
US Treasury Notes	8/15/2030	0.63%	81.20	857,804	799,812	
US Treasury Notes	9/30/2030	4.63%	100.92	524,819	524,773	
US Treasury Notes	11/15/2031	1.38%	81.71	451,740	433,068	
US Treasury Notes	5/15/2032	2.88%	89.81	191,354	179,617	
US Treasury Notes	2/15/2033	3.50%	93.04	147,025	144,204	
				<b>\$ 6,031,937</b>	<b>\$ 5,916,322</b>	

See independent auditors' report.

**CEMENT MASONS LOCAL 780 PENSION FUND**  
**SCHEDULE H (FORM 5500) – LINE 4i**  
**SCHEDULE OF ASSETS HELD FOR INVESTMENT PURPOSES AT END OF YEAR**  
**EIN: 13-1626710, PLAN 001**  
**DECEMBER 31, 2024**

(a)	(b)	(c)		(d)	(e)
Identity of issuer, borrower, lessor or similar party	Description of investment, including maturity date,		Cost	Current Value	
	Type	% / Quantity	Price per Unit (if applicable)		
<b>Corporate Bonds</b>					
Crescent Capital High Income Fund B, L.P.	Ownership	0.569%	N/A	\$ 3,487,610	\$ 4,047,023
<b>Asset Backed</b>					
CARMX 2021-3 D	Shares	90,000	97.26	86,970	87,531
CARMX 2022-4 D	Shares	90,000	105.50	96,180	94,949
DRIVE 2021-2 D	Shares	129,942	98.33	125,298	127,771
WOART 2021-A 6	Shares	230,000	99.50	223,774	228,857
WOART 2021-D C	Shares	170,000	96.95	161,314	164,820
<b>Corporate Bonds</b>					
Duke Energy Florida LLC	Shares	230,000	84.82	227,227	195,086
Exelon Corp	Shares	115,000	95.32	119,914	109,616
Afiac Inc	Shares	200,000	97.04	193,365	194,090
Ares Capital Corp	Shares	105,000	103.63	104,520	108,812
Assurant Inc	Shares	135,000	83.75	134,044	113,060
Avalonbay Communities	Shares	195,000	97.01	201,765	189,166
Citigroup Inc VRN	Shares	100,000	99.20	100,001	99,198
Equinix Inc	Shares	120,000	91.92	123,501	110,306
Goldman Sachs Sank VRN	Shares	190,000	100.55	189,227	191,039
J P Morgan Chase & Co VRN	Shares	195,000	97.75	190,879	190,606
Lazard Group LLC	Shares	110,000	97.74	113,541	107,519
Morgan Stanley VRN	Shares	185,000	103.69	190,415	191,829
Raymond James Financial	Shares	190,000	98.74	185,864	187,597
US Bancorp VRN	Shares	190,000	100.67	190,016	191,273
Acuity Brands Lighting	Shares	135,000	85.15	130,655	114,957
American Tower Corp	Shares	105,000	100.62	104,789	105,656
Arrow Electronics Inc	Shares	120,000	99.50	119,894	119,403
Socking Holdings Inc	Shares	195,000	99.07	197,795	193,182
Broadcom Inc	Shares	115,000	95.65	108,918	110,001
Cheniere Energy Partners	Shares	115,000	96.82	109,921	111,341
Comcast Corp	Shares	195,000	97.54	204,986	190,203
CVS Health Corp	Shares	110,000	95.87	109,110	106,562
Freeport McMoran Inc.	Shares	115,000	95.01	108,867	109,267
KLACor,	Shares	195,000	97.77	191,200	190,648
Lennox International Inc	Shares	105,000	101.63	104,918	106,713
Masco Corp	Shares	120,000	90.10	118,066	108,120
Sysco Corporation	Shares	100,000	104.17	104,062	104,167
T Mobile USA Inc	Shares	110,000	99.35	108,776	109,282
Targa Resources Partners	Shares	110,000	96.56	105,581	106,218
				<b>\$ 4,885,353</b>	<b>\$ 8,815,868</b>
<b>Common Stock</b>					
Aperam SA NY Register SHS	Shares	75	26.18	2,719	1,963
				<b>\$ 2,719</b>	<b>\$ 1,963</b>
<b>TOTAL ASSETS HELD FOR INVESTMENT PURPOSES</b>				<b>\$ 135,211,232</b>	<b>\$ 173,423,434</b>

See independent auditors' report.

CEMENT MASONS LOCAL 780 PENSION FUND  
SCHEDULE H (FORM 5500) LINE 4i  
SCHEDULE OF ASSETS HELD FOR INVESTMENT PURPOSES AT END OF YEAR  
EIN: 13-1626710, PLAN 001  
DECEMBER 31, 2024

CATEGORY 1 - 5% TRANSACTIONS BY SECURITY - SINGLE TRANSACTION

TRANCD	TRADE DATE	THEO SET DATE	UNITS	PRICE	GROSS AMOUNT	EXPENSES	CASH	HISTORICAL COST OF ASSET	HISTORICAL GAIN/LOSS	QUALIFYING PERCENTAGE
CASH EQUIVALENTS										
AB2006208	DREYFUS GOVERNMENT CASH MANAGEMENT									
BUY	05/15/24	05/15/24	17,208,011.31	1.00	17,208,011		17,208,011	17,208,011		18.30%
SELL	05/16/24	05/16/24	17,208,011.31	1.00	17,208,011		17,208,011	17,208,011		18.30%
BUY	10/25/24	10/25/24	6,004,679.35	1.00	6,004,679		6,004,679	6,004,679		6.38%
SELL	10/28/24	10/28/24	6,004,679.35	1.00	6,004,679		6,004,679	6,004,679		6.38%
4812A2835	JPMORGAN 100% US TREASURY MONEY MARKET									
SELL	01/19/24	01/19/24	5,955,165.00	1.00	5,955,165		5,955,165	5,955,165		6.33%
BUY	10/23/24	10/23/24	10,679,835.15	1.00	10,679,835		10,679,835	10,679,835		11.36%
SELL	10/25/24	10/25/24	11,004,972.94	1.00	11,004,973		11,004,973	11,004,973		11.70%
103091412	LV LARGE CAP 1000 GROWTH INDEX FD									
BUY	05/16/24	05/16/24	28,401.25	605.89	17,208,011		17,208,011	17,208,011		18.30%

See independent auditors' report.

CEMENT MASONS LOCAL 780 PENSION FUND  
SCHEDULE H (FORM 5500) LINE 4i  
SCHEDULE OF ASSETS HELD FOR INVESTMENT PURPOSES AT END OF YEAR  
EIN: 13-1626710, PLAN 001  
DECEMBER 31, 2024

-----  
CATEGORY 2 - 5% TRANSACTIONS BY BROKER - SERIES  
-----

TRANCD	TRADE DATE	THEO SET DATE	UNITS	PRICE	GROSS AMOUNT	EXPENSES	CASH	HISTORICAL COST OF ASSET	HISTORICAL GAIN/LOSS	QUALIFYING PERCENTAGE
GOLDMAN, SACHS & CO.				- 0005			QUALIFYING PERCENTAGE		11.58%	
02553E106	AMERICAN EAGLE OUTFITTERS INC									
	BUY	09/26/24 09/27/24	2,107.00	21.05	44,355	64	44,419	44,419		
	BUY	09/27/24 09/30/24	1,702.00	21.88	37,234	51	37,285	37,285		
	SELL	10/22/24 10/23/24	13,700.00	19.78	271,001	418	270,583	301,148	30,565-	
	SECURITY TOTAL					533	352,287	382,852	30,565-	
038336103	APTARGROUP INC									
	SELL	10/22/24 10/23/24	1,770.00	165.48	292,903	61	292,842	282,165	10,677	
053611109	AVERY DENNISON CORP									
	SELL	09/26/24 09/27/24	191.00	221.25	42,259	7	42,252	35,454	6,798	
	SELL	09/27/24 09/30/24	229.00	222.75	51,010	8	51,002	42,508	8,494	
	SELL	09/30/24 10/01/24	317.00	220.64	69,944	12	69,932	58,843	11,089	
	SELL	10/01/24 10/02/24	63.00	219.59	13,834	2	13,832	11,694	2,138	
	SECURITY TOTAL					29	177,018	148,499	28,519	
05550J101	BJ'S WHOLESALE CLUB HOLDINGS									
	SELL	03/20/24 03/22/24	827.00	77.43	64,033	25	64,008	64,016	8-	
	SELL	03/22/24 03/26/24	330.00	77.70	25,640	10	25,630	25,544	86	
	SECURITY TOTAL					35	89,638	89,560	78	
09857LAR9	BOOKING HOLDINGS INC 4.625%		04/13/2030							
	BUY	08/27/24 08/28/24	195,000.00	101.51	197,948		197,948	197,948		
099502106	BOOZ ALLEN HAMILTON HOLDING									
	SELL	10/22/24 10/23/24	1,700.00	161.64	274,793	59	274,734	126,101	148,633	
11135FAQ4	BROADCOM INC 4.15%		11/15/30							
	BUY	02/09/24 02/13/24	115,000.00	94.03	108,137		108,137	108,137		
115236101	BROWN & BROWN INC									
	SELL	10/22/24 10/23/24	2,500.00	105.08	262,690	82	262,608	176,789	85,819	
116794108	BRUKER CORP									
	SELL	06/04/24 06/05/24	438.00	63.61	27,863	14	27,849	33,990	6,141-	
	SELL	06/05/24 06/06/24	398.00	63.76	25,378	13	25,365	30,886	5,521-	
	SELL	06/06/24 06/07/24	1,158.00	64.66	74,875	37	74,838	89,864	15,026-	
	SECURITY TOTAL					64	128,052	154,740	26,688-	
147528103	CASEY'S GEN STORES INC									
	SELL	10/22/24 10/23/24	890.00	389.47	346,627	36	346,591	281,977	64,614	
159864107	CHARLES RIVER LABORATORIES									
	SELL	10/22/24 10/23/24	1,275.00	187.81	239,463	44	239,419	129,582	109,837	
171340102	CHURCH & DWIGHT INC									
	SELL	10/22/24 10/23/24	2,480.00	102.06	253,115	81	253,034	67,695	185,339	
216648501	COOPER COS INC COM									

See independent auditors' report.

CEMENT MASONS LOCAL 780 PENSION FUND  
SCHEDULE H (FORM 5500) LINE 4i  
SCHEDULE OF ASSETS HELD FOR INVESTMENT PURPOSES AT END OF YEAR  
EIN: 13-1626710, PLAN 001  
DECEMBER 31, 2024

CATEGORY 2 - 5% TRANSACTIONS BY BROKER - SERIES  
-----

TRANCD	TRADE DATE	THEO SET DATE	UNITS	PRICE	GROSS AMOUNT	EXPENSES	CASH	HISTORICAL COST OF ASSET	HISTORICAL GAIN/LOSS	QUALIFYING PERCENTAGE
GOLDMAN, SACHS & CO.				- 0005	(CONT)				QUALIFYING PERCENTAGE	11.58%
216648501	COOPER COS INC COM				(CONT)					
	SELL 10/22/24	10/23/24	2,680.00	105.34	282,312	88	282,224	70,414	211,810	
217204106	COPART INC									
	SELL 10/22/24	10/23/24	9,800.00	51.92	508,839	309	508,530	106,643	401,887	
224408104	CRANE COMPANY COMMON STOCK									
	SELL 10/22/24	10/23/24	1,860.00	149.89	278,800	64	278,736	163,447	115,289	
231561101	CURTISS WRIGHT CORP									
	SELL 10/22/24	10/23/24	1,000.00	355.36	355,362	40	355,322	278,121	77,201	
243537107	DECKERS OUTDOOR CORP									
	SELL 03/20/24	03/22/24	220.00	903.73	198,821	8	198,813	60,151	138,662	
	SELL 04/16/24	04/18/24	50.00	815.59	40,780	2	40,778	13,671	27,107	
	SELL 10/22/24	10/23/24	1,980.00	155.53	307,942	68	307,874	90,227	217,647	
SECURITY TOTAL						78	547,465	164,049	383,416	
249906108	DESCARTES SYSTEMS GROUP									
	SELL 10/22/24	10/23/24	2,300.00	106.33	244,566	76	244,490	216,620	27,870	
254543101	DIODES INC									
	SELL 01/17/24	01/19/24	5.00	67.68	338		338	197	141	
268150109	DYNATRACE INC									
	BUY 01/17/24	01/19/24	343.00	55.48	19,030	10	19,040	19,040		
	BUY 01/18/24	01/22/24	941.00	56.37	53,042	28	53,070	53,070		
	BUY 08/14/24	08/15/24	1,000.00	47.64	47,643	30	47,673	47,673		
	SELL 10/22/24	10/23/24	5,500.00	53.72	295,459	173	295,286	299,507	4,221-	
SECURITY TOTAL						241	415,069	419,290	4,221-	
29084Q100	EMCOR GROUP INC									
	SELL 04/16/24	04/18/24	57.00	345.09	19,670	2	19,668	8,744	10,924	
	SELL 04/17/24	04/19/24	92.00	339.71	31,253	3	31,250	14,113	17,137	
	SELL 10/22/24	10/23/24	715.00	449.24	321,205	31	321,174	109,679	211,495	
SECURITY TOTAL						36	372,092	132,536	239,556	
29250NAZ8	ENBRIDGE INC 3.125% 11/15/2029									
	SELL 06/04/24	06/05/24	115,000.00	90.64	104,231		104,231	120,685	16,454-	
29362U104	ENTEGRIS INC									
	SELL 07/12/24	07/15/24	71.00	144.80	10,281	3	10,278	5,776	4,502	
	SELL 09/26/24	09/27/24	958.00	116.29	111,409	32	111,377	77,936	33,441	
	SELL 09/27/24	09/30/24	236.00	115.60	27,281	8	27,273	19,199	8,074	
	SELL 09/30/24	10/01/24	276.00	112.13	30,947	9	30,938	22,453	8,485	
SECURITY TOTAL						52	179,866	125,364	54,502	
G3323L100	FABRINET									

See independent auditors' report.

CEMENT MASONS LOCAL 780 PENSION FUND  
SCHEDULE H (FORM 5500) LINE 4i  
SCHEDULE OF ASSETS HELD FOR INVESTMENT PURPOSES AT END OF YEAR  
EIN: 13-1626710, PLAN 001  
DECEMBER 31, 2024

-----  
CATEGORY 2 - 5% TRANSACTIONS BY BROKER - SERIES  
-----

TRANCD	TRADE DATE	THEO SET DATE	UNITS	PRICE	GROSS AMOUNT	EXPENSES	CASH	HISTORICAL COST OF ASSET	HISTORICAL GAIN/LOSS	QUALIFYING PERCENTAGE
GOLDMAN, SACHS & CO.				- 0005	(CONT)			QUALIFYING PERCENTAGE		11.58%
G3323L100	FABRINET				(CONT)					
SELL	10/22/24	10/23/24	1,100.00	244.35	268,780	41	268,739	209,603	59,136	
303075105	FACTSET RESEARCH SYSTEMS INC.									
SELL	10/22/24	10/23/24	500.00	464.90	232,449	21	232,428	211,778	20,650	
35671DCFO	FREEPORT-MCMORAN INC 4.25% 03/01/30									
BUY	05/15/24	05/17/24	115,000.00	94.10	108,218		108,218	108,218		
38151LAF7	GOLDMAN SACHS BK USA VAR 03/18/2027									
BUY	04/17/24	04/19/24	190,000.00	99.47	188,989		188,989	188,989		
40637H109	HALOZYME TRERRAPEUTICS INC									
SELL	10/22/24	10/23/24	4,630.00	51.54	238,638	145	238,493	274,286	35,793-	
436440101	HOLOGIC INC									
BUY	08/14/24	08/15/24	930.00	81.05	75,380	28	75,408	75,408		
SELL	10/22/24	10/23/24	3,230.00	81.24	262,393	104	262,289	266,333	4,044-	
SECURITY TOTAL						132	337,697	341,741	4,044-	
592688105	METTLER-TOLEDO INTL INC									
SELL	06/04/24	06/05/24	84.00	1404.14	117,948	6	117,942	22,311	95,631	
SELL	06/05/24	06/06/24	107.00	1427.98	152,794	7	152,787	28,420	124,367	
SELL	06/06/24	06/07/24	109.00	1450.75	158,132	7	158,125	28,951	129,174	
SECURITY TOTAL						20	428,854	79,682	349,172	
609839105	MONOLITHIC POWER SYSTEMS INC									
SELL	09/26/24	09/27/24	70.00	925.08	64,756	4	64,752	5,628	59,124	
SELL	10/22/24	10/23/24	310.00	871.78	270,252	17	270,235	24,922	245,313	
SECURITY TOTAL						21	334,987	30,550	304,437	
G6700G107	NVENT ELECTRIC PLC									
SELL	07/08/24	07/09/24	72.00	76.52	5,509	2	5,507	4,152	1,355	
SELL	07/09/24	07/10/24	50.00	76.72	3,836	1	3,835	2,883	952	
SELL	07/10/24	07/11/24	184.00	78.02	14,356	7	14,349	10,611	3,738	
SELL	07/11/24	07/12/24	101.00	79.02	7,981	3	7,978	5,824	2,154	
SELL	07/12/24	07/15/24	63.00	79.26	4,993	2	4,991	3,633	1,358	
SELL	10/22/24	10/23/24	3,530.00	73.77	260,403	113	260,290	203,564	56,726	
SECURITY TOTAL						128	296,950	230,667	66,283	
683344105	ONTO INNOVATION INC									
BUY	07/12/24	07/15/24	197.00	229.33	45,178	5	45,183	45,183		
BUY	07/15/24	07/16/24	653.00	229.71	150,003	19	150,022	150,022		
BUY	07/16/24	07/17/24	320.00	232.79	74,493	10	74,503	74,503		
BUY	08/14/24	08/15/24	120.00	199.62	23,955	3	23,958	23,958		
SELL	10/22/24	10/23/24	1,290.00	206.37	266,216	46	266,170	293,667	27,497-	

See independent auditors' report.

CEMENT MASONS LOCAL 780 PENSION FUND  
SCHEDULE H (FORM 5500) LINE 4i  
SCHEDULE OF ASSETS HELD FOR INVESTMENT PURPOSES AT END OF YEAR  
EIN: 13-1626710, PLAN 001  
DECEMBER 31, 2024

CATEGORY 2 - 5% TRANSACTIONS BY BROKER - SERIES  
-----

TRANCD	TRADE DATE	THEO SET DATE	UNITS	PRICE	GROSS AMOUNT	EXPENSES	CASH	HISTORICAL COST OF ASSET	HISTORICAL GAIN/LOSS	QUALIFYING PERCENTAGE
GOLDMAN, SACHS & CO.				- 0005	(CONT)				QUALIFYING PERCENTAGE	11.58%
683344105	ONTO INNOVATION INC				(CONT)					
					SECURITY TOTAL	83	559,836	587,333	27,497-	
70432V102	PAYCOM SOFTWARE INC									
	BUY 03/15/24	03/19/24	8.00	187.89	1,503		1,503	1,503		
	SELL 04/16/24	04/18/24	488.00	190.51	92,969	15	92,954	54,174	38,780	
	SELL 04/17/24	04/19/24	167.00	189.36	31,623	5	31,618	18,539	13,079	
					SECURITY TOTAL	20	126,075	74,216	51,859	
70975L107	PENUMBRA INC									
	SELL 10/22/24	10/23/24	1,400.00	205.28	287,396	50	287,346	271,286	16,060	
71375U101	PERFICIENT INC									
	SELL 04/24/24	04/26/24	272.00	45.13	12,275	8	12,267	25,303	13,036-	
	SELL 04/25/24	04/29/24	367.00	43.25	15,874	12	15,862	34,140	18,278-	
	SELL 04/26/24	04/30/24	203.00	43.41	8,812	7	8,805	18,884	10,079-	
	SELL 04/29/24	05/01/24	90.00	43.64	3,928	3	3,925	8,372	4,447-	
					SECURITY TOTAL	30	40,859	86,699	45,840-	
73278L105	POOL CORPORATION									
	SELL 10/22/24	10/23/24	1,100.00	351.13	386,245	43	386,202	119,049	267,153	
69370C100	PTC INC									
	BUY 07/12/24	07/15/24	421.00	183.18	77,119	13	77,132	77,132		
	BUY 07/15/24	07/16/24	622.00	183.57	114,179	18	114,197	114,197		
	BUY 07/16/24	07/17/24	296.00	184.79	54,699	8	54,707	54,707		
	SELL 10/22/24	10/23/24	1,430.00	183.45	262,334	50	262,284	262,780	496-	
					SECURITY TOTAL	89	508,320	508,816	496-	
74758T303	QUALYS INC									
	SELL 02/02/24	02/06/24	50.00	188.10	9,405	1	9,404	4,587	4,817	
	SELL 02/05/24	02/07/24	260.00	170.96	44,449	9	44,440	23,850	20,590	
					SECURITY TOTAL	10	53,844	28,437	25,407	
754730109	RAYMOND JAMES FINL INC COM									
	BUY 08/14/24	08/15/24	330.00	114.82	37,891	10	37,901	37,901		
78709Y105	SAIA INC.									
	SELL 01/17/24	01/19/24	85.00	430.66	36,606	3	36,603	23,190	13,413	
	SELL 03/07/24	03/11/24	70.00	602.70	42,189	3	42,186	19,098	23,088	
					SECURITY TOTAL	6	78,789	42,288	36,501	

See independent auditors' report.

CEMENT MASONS LOCAL 780 PENSION FUND  
SCHEDULE H (FORM 5500) LINE 4i  
SCHEDULE OF ASSETS HELD FOR INVESTMENT PURPOSES AT END OF YEAR  
EIN: 13-1626710, PLAN 001  
DECEMBER 31, 2024

-----  
CATEGORY 2 - 5% TRANSACTIONS BY BROKER - SERIES  
-----

TRANCD	TRADE DATE	THEO SET DATE	UNITS	PRICE	GROSS AMOUNT	EXPENSES	CASH	HISTORICAL COST OF ASSET	HISTORICAL GAIN/LOSS	QUALIFYING PERCENTAGE
GOLDMAN, SACHS & CO.				-	0005	(CONT)			QUALIFYING PERCENTAGE	11.58%
866674104	SUN COMMUNITIES INC									
	SELL 02/02/24	02/06/24	111.00	127.82	14,188	4	14,184	15,717	1,533-	
	SELL 02/05/24	02/07/24	214.00	124.31	26,602	7	26,595	30,302	3,707-	
	SELL 02/06/24	02/08/24	273.00	124.29	33,931	8	33,923	38,656	4,733-	
	SELL 02/07/24	02/09/24	92.00	124.74	11,476	3	11,473	13,027	1,554-	
					SECURITY TOTAL	22	86,175	97,702	11,527-	
87612BBS0	TARGA RES PARTNERS 4.875% 02/01/2031									
	BUY 01/18/24	01/22/24	110,000.00	95.47	105,013		105,013	105,013		
89788MAE2	TRUIST FINL CORP FR VAR 06/07/2029									
	SELL 05/09/24	05/13/24	90,000.00	86.52	77,866		77,866	89,531	11,665-	
98138HAH4	WORKDAY INC SR 3.7% 04/01/2029									
	SELL 01/18/24	01/22/24	105,000.00	94.99	99,738		99,738	105,028	5,290-	
					BROKER TOTAL	2,879	10,893,990	7,772,224	3,121,766	

See independent auditors' report.

CEMENT MASONS LOCAL 780 PENSION FUND  
SCHEDULE H (FORM 5500) LINE 4i  
SCHEDULE OF ASSETS HELD FOR INVESTMENT PURPOSES AT END OF YEAR  
EIN: 13-1626710, PLAN 001  
DECEMBER 31, 2024

-----  
CATEGORY 2 - 5% TRANSACTIONS BY BROKER - SERIES  
-----

TRANCD	TRADE DATE	THEO SET DATE	UNITS	PRICE	GROSS AMOUNT	EXPENSES	CASH	HISTORICAL COST OF ASSET	HISTORICAL GAIN/LOSS	QUALIFYING PERCENTAGE
PIPER JAFFRAY & CO.				-	69444				QUALIFYING PERCENTAGE	17.92%
002824100	ABBOTT LABORATORIES									
	SELL 05/13/24	05/15/24	6,706.00	104.77	702,595	73	702,522	607,522	95,000	
G1151C101	ACCENTURE PLC CLASS A									
	SELL 05/13/24	05/15/24	1,869.00	308.12	575,868	24	575,844	137,824	438,020	
00724F101	ADOBE INC									
	SELL 05/13/24	05/15/24	1,127.00	485.86	547,561	16	547,545	244,303	303,242	
009066101	AIRBNB INC COM CL A									
	SELL 05/13/24	05/15/24	4,650.00	146.79	682,573	52	682,521	687,624	5,103-	
016255101	ALIGN TECHNOLOGY INC									
	SELL 05/13/24	05/15/24	546.00	271.68	148,340	7	148,333	80,994	67,339	
02079K107	ALPHABET INC CAP STK CL C									
	SELL 05/13/24	05/15/24	8,321.00	168.84	1,404,934	94	1,404,840	245,194	1,159,646	
023135106	AMAZON COM INC									
	SELL 05/13/24	05/15/24	9,788.00	185.96	1,820,145	112	1,820,033	1,341,443	478,590	
052769106	AUTODESK INC									
	SELL 05/13/24	05/15/24	2,124.00	216.78	460,434	25	460,409	400,107	60,302	
532457108	ELI LILLY & CO COM									
	SELL 05/13/24	05/15/24	272.00	754.38	205,191	4	205,187	163,709	41,478	
366651107	GARTNER INC									
	SELL 05/13/24	05/15/24	856.00	439.48	376,197	12	376,185	90,449	285,736	
57636Q104	MASTERCARD INC-CLASS A									
	SELL 05/13/24	05/15/24	1,881.00	457.32	860,211	26	860,185	283,496	576,689	
594918104	MICROSOFT CORP									
	SELL 05/13/24	05/15/24	4,181.00	414.69	1,733,817	56	1,733,761	870,677	863,084	
64110L106	NETFLIX INC.									
	SELL 05/13/24	05/15/24	1,761.00	614.58	1,082,282	26	1,082,256	697,446	384,810	
654106103	NIKE INC. CLASS B									
	SELL 05/13/24	05/15/24	4,279.00	91.93	393,369	46	393,323	253,069	140,254	
670100205	NOVO-NORDISK A/S-SPONS ADR									
	SELL 05/13/24	05/15/24	3,334.00	132.96	443,287	37	443,250	326,525	116,725	
70432V102	PAYCOM SOFTWARE INC									
	BUY 03/26/24	03/28/24	14.00	190.40	2,666		2,666	2,666		
	SELL 05/13/24	05/15/24	999.00	175.39	175,211	11	175,200	189,978	14,778-	
SECURITY TOTAL						11	177,866	192,644	14,778-	

See independent auditors' report.

CEMENT MASONS LOCAL 780 PENSION FUND  
SCHEDULE H (FORM 5500) LINE 4i  
SCHEDULE OF ASSETS HELD FOR INVESTMENT PURPOSES AT END OF YEAR  
EIN: 13-1626710, PLAN 001  
DECEMBER 31, 2024

CATEGORY 2 - 5% TRANSACTIONS BY BROKER - SERIES  
-----

TRANCD	TRADE DATE	THEO SET DATE	UNITS	PRICE	GROSS AMOUNT	EXPENSES	CASH	HISTORICAL COST OF ASSET	HISTORICAL GAIN/LOSS	QUALIFYING PERCENTAGE
PIPER JAFFRAY & CO.				- 69444	(CONT)				QUALIFYING PERCENTAGE	17.92%
79466L302	SALESFORCE INC COM									
	SELL 05/13/24	05/15/24	3,262.00	276.79	902,883	40	902,843	586,493	316,350	
81762P102	SERVICENOW INC									
	SELL 05/13/24	05/15/24	1,167.00	725.53	846,695	19	846,676	391,594	455,082	
883556102	THERMO FISHER SCIENTIFIC INC COM									
	BUY 03/07/24	03/11/24	90.00	596.05	53,644	2	53,646	53,646		
	BUY 03/07/24	03/11/24	47.00	595.33	27,980	1	27,981	27,981		
	BUY 03/08/24	03/12/24	18.00	599.99	10,800		10,800	10,800		
	BUY 03/08/24	03/12/24	98.00	598.65	58,668		58,668	58,668		
	BUY 03/11/24	03/13/24	14.00	597.75	8,369		8,369	8,369		
	BUY 03/11/24	03/13/24	111.00	596.02	66,158	1	66,159	66,159		
883556102	THERMO FISHER SCIENTIFIC INC COM				(CONT)					
	SELL 05/13/24	05/15/24	1,445.00	590.70	853,564	21	853,543	826,864	26,679	
SECURITY TOTAL						25	1,079,166	1,052,487	26,679	
91324P102	UNITEDHEALTH GROUP INC									
	SELL 05/13/24	05/15/24	1,051.00	509.89	535,892	15	535,877	330,408	205,469	
92826C839	VISA INC. CLASS A									
	SELL 05/13/24	05/15/24	3,580.00	279.69	1,001,307	44	1,001,263	420,967	580,296	
98138H101	WORKDAY INC CLASS A									
	SELL 05/13/24	05/15/24	1,388.00	247.11	342,993	17	342,976	307,819	35,157	
98978V103	ZOETIS INC									
	SELL 05/13/24	05/15/24	3,150.00	168.68	531,338	36	531,302	361,704	169,598	
BROKER TOTAL						817	16,854,163	10,074,498	6,779,665	
CATEGORY TOTAL						4,084	32,811,116	21,445,667	11,365,449	

See independent auditors' report.

CEMENT MASONS LOCAL 780 PENSION FUND  
SCHEDULE H (FORM 5500) LINE 4i  
SCHEDULE OF ASSETS HELD FOR INVESTMENT PURPOSES AT END OF YEAR  
EIN: 13-1626710, PLAN 001  
DECEMBER 31, 2024

CATEGORY 3 - 5% TRANSACTIONS BY SECURITY - SERIES

TRANCD	TRADE DATE	THEO SET DATE	UNITS	PRICE	GROSS AMOUNT	EXPENSES	CASH	HISTORICAL COST OF ASSET	HISTORICAL GAIN/LOSS	QUALIFYING PERCENTAGE
CASH EQUIVALENTS										
AB2006208	DREYFUS GOVERNMENT CASH MANAGEMENT									49.38%
BUY	05/15/24	05/15/24	17,208,011.31	1.00	17,208,011		17,208,011	17,208,011		
BUY	06/03/24	06/03/24	2,441.70	1.00	2,442		2,442	2,442		
BUY	06/05/24	06/05/24	4,845.49	1.00	4,845		4,845	4,845		
BUY	06/18/24	06/18/24	47.02	1.00	47		47	47		
BUY	07/02/24	07/02/24	1.83	1.00	2		2	2		
BUY	07/03/24	07/03/24	2.13	1.00	2		2	2		
BUY	07/16/24	07/16/24	0.04	1.00	0		0	0		
BUY	08/12/24	08/12/24	4.64	1.00	5		5	5		
BUY	08/12/24	08/12/24	1.95	1.00	2		2	2		
BUY	08/12/24	08/12/24	65.33	1.00	65		65	65		
BUY	08/12/24	08/12/24	404.80	1.00	405		405	405		
BUY	09/03/24	09/03/24	0.02	1.00	0		0	0		
BUY	09/03/24	09/03/24	0.12	1.00	0		0	0		
BUY	10/25/24	10/25/24	6,004,679.35	1.00	6,004,679		6,004,679	6,004,679		
BUY	11/01/24	11/01/24	2,349.42	1.00	2,349		2,349	2,349		
BUY	11/13/24	11/13/24	49.23	1.00	49		49	49		
BUY	12/02/24	12/02/24	1.28	1.00	1		1	1		
BUY	12/23/24	12/23/24	0.04	1.00	0		0	0		
			SUB-TOTAL BUYS	TXN CNT:	18		23,222,904	23,222,904		
SELL	05/16/24	05/16/24	17,208,011.31	1.00	17,208,011		17,208,011	17,208,011		
SELL	06/06/24	06/06/24	7,287.19	1.00	7,287		7,287	7,287		
SELL	06/28/24	06/28/24	47.02	1.00	47		47	47		
SELL	07/09/24	07/09/24	3.96	1.00	4		4	4		
SELL	08/14/24	08/14/24	4.63	1.00	5		5	5		
SELL	08/14/24	08/14/24	1.95	1.00	2		2	2		
SELL	08/14/24	08/14/24	64.60	1.00	65		65	65		
SELL	08/14/24	08/14/24	396.95	1.00	397		397	397		
SELL	08/16/24	08/16/24	0.78	1.00	1		1	1		
SELL	08/16/24	08/16/24	7.89	1.00	8		8	8		
SELL	09/30/24	09/30/24	0.02	1.00	0		0	0		
SELL	10/28/24	10/28/24	6,004,679.35	1.00	6,004,679		6,004,679	6,004,679		
SELL	11/05/24	11/05/24	2,349.42	1.00	2,349		2,349	2,349		
SELL	11/18/24	11/18/24	49.23	1.00	49		49	49		
SELL	12/04/24	12/04/24	1.28	1.00	1		1	1		
			SUB-TOTAL SELLS	TXN CNT:	15		23,222,905	23,222,905		
			SECURITY TOTAL	TXN CNT:	33		46,445,809	46,445,809		
4812A2835	JPMORGAN 100% US TREASURY MONEY MARKET									44.19%
BUY	01/02/24	01/02/24	1,411.41	1.00	1,411		1,411	1,411		

See independent auditors' report.

CEMENT MASONS LOCAL 780 PENSION FUND  
SCHEDULE H (FORM 5500) LINE 4i  
SCHEDULE OF ASSETS HELD FOR INVESTMENT PURPOSES AT END OF YEAR  
EIN: 13-1626710, PLAN 001  
DECEMBER 31, 2024

CATEGORY 3 - 5% TRANSACTIONS BY SECURITY - SERIES

TRANCD	TRADE DATE	THEO SET DATE	UNITS	PRICE	GROSS AMOUNT	EXPENSES	CASH	HISTORICAL COST OF ASSET	HISTORICAL GAIN/LOSS	QUALIFYING PERCENTAGE
CASH EQUIVALENTS (CONT)										
4812A2835	JPMORGAN	100%	US TREASURY	MONEY MARKET	(CONT)					44.19%
BUY	01/02/24	01/02/24	3,066.94	1.00	3,067		3,067	3,067		
BUY	01/02/24	01/02/24	309.66	1.00	310		310	310		
BUY	01/02/24	01/02/24	1,787,878.16	1.00	1,787,878		1,787,878	1,787,878		
BUY	01/03/24	01/03/24	2,007,482.43	1.00	2,007,482		2,007,482	2,007,482		
BUY	01/08/24	01/08/24	3.29	1.00	3		3	3		
BUY	01/16/24	01/16/24	9,031.05	1.00	9,031		9,031	9,031		
BUY	01/16/24	01/16/24	285.25	1.00	285		285	285		
BUY	01/16/24	01/16/24	2,519.20	1.00	2,519		2,519	2,519		
BUY	01/17/24	01/17/24	728.67	1.00	729		729	729		
BUY	01/19/24	01/19/24	266,221.22	1.00	266,221		266,221	266,221		
BUY	01/19/24	01/19/24	94,687.85	1.00	94,688		94,688	94,688		
BUY	01/22/24	01/22/24	54,674.37	1.00	54,674		54,674	54,674		
BUY	01/25/24	01/25/24	4,789.20	1.00	4,789		4,789	4,789		
BUY	01/26/24	01/26/24	510.00	1.00	510		510	510		
BUY	01/30/24	01/30/24	1,450.00	1.00	1,450		1,450	1,450		
BUY	01/31/24	01/31/24	32,375.00	1.00	32,375		32,375	32,375		
BUY	01/31/24	01/31/24	198.00	1.00	198		198	198		
BUY	02/01/24	02/01/24	5,754.03	1.00	5,754		5,754	5,754		
BUY	02/01/24	02/01/24	2,114.47	1.00	2,114		2,114	2,114		
BUY	02/01/24	02/01/24	2,003.17	1.00	2,003		2,003	2,003		
BUY	02/01/24	02/01/24	14,157.34	1.00	14,157		14,157	14,157		
BUY	02/02/24	02/02/24	760.00	1.00	760		760	760		
BUY	02/06/24	02/06/24	82,269.09	1.00	82,269		82,269	82,269		
BUY	02/06/24	02/06/24	1,991.55	1.00	1,992		1,992	1,992		
BUY	02/07/24	02/07/24	17,920.69	1.00	17,921		17,921	17,921		
BUY	02/09/24	02/09/24	1,237.50	1.00	1,238		1,238	1,238		
BUY	02/12/24	02/12/24	64,071.76	1.00	64,072		64,072	64,072		
BUY	02/14/24	02/14/24	325.00	1.00	325		325	325		
BUY	02/15/24	02/15/24	255,882.30	1.00	255,882		255,882	255,882		
BUY	02/15/24	02/15/24	5,190.86	1.00	5,191		5,191	5,191		
BUY	02/20/24	02/20/24	685.59	1.00	686		686	686		
BUY	02/20/24	02/20/24	34,623.63	1.00	34,624		34,624	34,624		
BUY	02/21/24	02/21/24	14,036.78	1.00	14,037		14,037	14,037		
BUY	02/21/24	02/21/24	220.00	1.00	220		220	220		
BUY	02/26/24	02/26/24	25,192.18	1.00	25,192		25,192	25,192		
BUY	02/27/24	02/27/24	98,957.30	1.00	98,957		98,957	98,957		
BUY	02/28/24	02/28/24	49,283.64	1.00	49,284		49,284	49,284		
BUY	02/29/24	02/29/24	5,093.75	1.00	5,094		5,094	5,094		
BUY	03/01/24	03/01/24	695.69	1.00	696		696	696		
BUY	03/01/24	03/01/24	1,926.37	1.00	1,926		1,926	1,926		
BUY	03/01/24	03/01/24	10.85	1.00	11		11	11		
BUY	03/05/24	03/05/24	33,731.03	1.00	33,731		33,731	33,731		
BUY	03/08/24	03/08/24	6,054.90	1.00	6,055		6,055	6,055		
BUY	03/11/24	03/11/24	269,562.55	1.00	269,563		269,563	269,563		

See independent auditors' report.

CEMENT MASONS LOCAL 780 PENSION FUND  
SCHEDULE H (FORM 5500) LINE 4i  
SCHEDULE OF ASSETS HELD FOR INVESTMENT PURPOSES AT END OF YEAR  
EIN: 13-1626710, PLAN 001  
DECEMBER 31, 2024

CATEGORY 3 - 5% TRANSACTIONS BY SECURITY - SERIES

TRANCD	TRADE DATE	THEO SET DATE	UNITS	PRICE	GROSS AMOUNT	EXPENSES	CASH	HISTORICAL COST OF ASSET	HISTORICAL GAIN/LOSS	QUALIFYING PERCENTAGE
CASH EQUIVALENTS (CONT)										
4812A2835	JPMORGAN	100% US	TREASURY MONEY MARKET		(CONT)					44.19%
BUY	03/12/24	03/12/24	11,710.01	1.00	11,710		11,710	11,710		
BUY	03/13/24	03/13/24	430.50	1.00	431		431	431		
BUY	03/14/24	03/14/24	900.00	1.00	900		900	900		
BUY	03/15/24	03/15/24	5,635.42	1.00	5,635		5,635	5,635		
BUY	03/15/24	03/15/24	485.00	1.00	485		485	485		
BUY	03/18/24	03/18/24	3,424.83	1.00	3,425		3,425	3,425		
BUY	03/18/24	03/18/24	318.75	1.00	319		319	319		
BUY	03/20/24	03/20/24	685.59	1.00	686		686	686		
BUY	03/20/24	03/20/24	648.00	1.00	648		648	648		
BUY	03/21/24	03/21/24	524.53	1.00	525		525	525		
BUY	03/22/24	03/22/24	200,764.06	1.00	200,764		200,764	200,764		
BUY	03/25/24	03/25/24	2,365.00	1.00	2,365		2,365	2,365		
BUY	03/27/24	03/27/24	25,742.39	1.00	25,742		25,742	25,742		
BUY	03/28/24	03/28/24	1,210.00	1.00	1,210		1,210	1,210		
BUY	04/01/24	04/01/24	10,717.00	1.00	10,717		10,717	10,717		
BUY	04/01/24	04/01/24	5,260.34	1.00	5,260		5,260	5,260		
BUY	04/01/24	04/01/24	268.50	1.00	269		269	269		
BUY	04/02/24	04/02/24	2,061.23	1.00	2,061		2,061	2,061		
BUY	04/05/24	04/05/24	33,844.52	1.00	33,845		33,845	33,845		
BUY	04/11/24	04/11/24	45,431.08	1.00	45,431		45,431	45,431		
BUY	04/11/24	04/11/24	1,300.80	1.00	1,301		1,301	1,301		
BUY	04/15/24	04/15/24	9,729.17	1.00	9,729		9,729	9,729		
BUY	04/15/24	04/15/24	537.81	1.00	538		538	538		
BUY	04/15/24	04/15/24	2,127.50	1.00	2,128		2,128	2,128		
BUY	04/16/24	04/16/24	728.67	1.00	729		729	729		
BUY	04/18/24	04/18/24	113,484.38	1.00	113,484		113,484	113,484		
BUY	04/18/24	04/18/24	113,202.45	1.00	113,202		113,202	113,202		
BUY	04/23/24	04/23/24	6,126.24	1.00	6,126		6,126	6,126		
BUY	04/30/24	04/30/24	2,393.65	1.00	2,394		2,394	2,394		
BUY	05/01/24	05/01/24	360.10	1.00	360		360	360		
BUY	05/01/24	05/01/24	2,694.62	1.00	2,695		2,695	2,695		
BUY	05/02/24	05/02/24	0.18	1.00	0		0	0		
BUY	05/07/24	05/07/24	54,821.05	1.00	54,821		54,821	54,821		
BUY	05/09/24	05/09/24	1,237.50	1.00	1,238		1,238	1,238		
BUY	05/10/24	05/10/24	760.00	1.00	760		760	760		
BUY	05/13/24	05/13/24	106,550.02	1.00	106,550		106,550	106,550		
BUY	05/15/24	05/15/24	112,637.92	1.00	112,638		112,638	112,638		
BUY	05/15/24	05/15/24	707.70	1.00	708		708	708		
BUY	05/16/24	05/16/24	43,127.03	1.00	43,127		43,127	43,127		
BUY	05/16/24	05/16/24	2,404.56	1.00	2,405		2,405	2,405		
BUY	05/22/24	05/22/24	220.00	1.00	220		220	220		
BUY	05/24/24	05/24/24	109,939.20	1.00	109,939		109,939	109,939		
BUY	05/30/24	05/30/24	1,320.00	1.00	1,320		1,320	1,320		
BUY	05/31/24	05/31/24	67,965.48	1.00	67,965		67,965	67,965		

See independent auditors' report.

CEMENT MASONS LOCAL 780 PENSION FUND  
SCHEDULE H (FORM 5500) LINE 4i  
SCHEDULE OF ASSETS HELD FOR INVESTMENT PURPOSES AT END OF YEAR  
EIN: 13-1626710, PLAN 001  
DECEMBER 31, 2024

CATEGORY 3 - 5% TRANSACTIONS BY SECURITY - SERIES  
-----

TRANCD	TRADE DATE	THEO SET DATE	UNITS	PRICE	GROSS AMOUNT	EXPENSES	CASH	HISTORICAL COST OF ASSET	HISTORICAL GAIN/LOSS	QUALIFYING PERCENTAGE
CASH EQUIVALENTS (CONT)										
4812A2835	JPMORGAN	100% US	TREASURY MONEY MARKET		(CONT)					44.19%
BUY	06/03/24	06/03/24	656.06	1.00	656		656	656		
BUY	06/03/24	06/03/24	1,080.13	1.00	1,080		1,080	1,080		
BUY	06/03/24	06/03/24	897.54	1.00	898		898	898		
BUY	06/04/24	06/04/24	1,360.80	1.00	1,361		1,361	1,361		
BUY	06/05/24	06/05/24	147,193.76	1.00	147,194		147,194	147,194		
BUY	06/05/24	06/05/24	84,312.39	1.00	84,312		84,312	84,312		
BUY	06/06/24	06/06/24	57,496.11	1.00	57,496		57,496	57,496		
BUY	06/07/24	06/07/24	176,649.91	1.00	176,650		176,650	176,650		
BUY	06/12/24	06/12/24	430.50	1.00	431		431	431		
BUY	06/17/24	06/17/24	3,463.75	1.00	3,464		3,464	3,464		
BUY	06/17/24	06/17/24	14,192.06	1.00	14,192		14,192	14,192		
BUY	06/18/24	06/18/24	190,937.17	1.00	190,937		190,937	190,937		
BUY	06/20/24	06/20/24	2,725.53	1.00	2,726		2,726	2,726		
BUY	06/20/24	06/20/24	1,224.00	1.00	1,224		1,224	1,224		
BUY	06/21/24	06/21/24	685.59	1.00	686		686	686		
BUY	06/27/24	06/27/24	416.00	1.00	416		416	416		
BUY	06/28/24	06/28/24	867.00	1.00	867		867	867		
BUY	07/02/24	07/02/24	799.26	1.00	799		799	799		
BUY	07/02/24	07/02/24	2.13	1.00	2		2	2		
BUY	07/02/24	07/02/24	1,094.81	1.00	1,095		1,095	1,095		
BUY	07/09/24	07/09/24	11,292.63	1.00	11,293		11,293	11,293		
BUY	07/11/24	07/11/24	87,563.06	1.00	87,563		87,563	87,563		
BUY	07/15/24	07/15/24	12,753.75	1.00	12,754		12,754	12,754		
BUY	07/15/24	07/15/24	260,820.14	1.00	260,820		260,820	260,820		
BUY	07/16/24	07/16/24	937.17	1.00	937		937	937		
BUY	07/16/24	07/16/24	369,579.20	1.00	369,579		369,579	369,579		
BUY	07/25/24	07/25/24	61,637.55	1.00	61,638		61,638	61,638		
BUY	07/30/24	07/30/24	178.75	1.00	179		179	179		
BUY	07/31/24	07/31/24	31,675.00	1.00	31,675		31,675	31,675		
BUY	08/01/24	08/01/24	6,021.37	1.00	6,021		6,021	6,021		
BUY	08/01/24	08/01/24	4,122.06	1.00	4,122		4,122	4,122		
BUY	08/05/24	08/05/24	670.70	1.00	671		671	671		
BUY	08/06/24	08/06/24	147,339.84	1.00	147,340		147,340	147,340		
BUY	08/07/24	08/07/24	90.00	1.00	90		90	90		
BUY	08/13/24	08/13/24	30,435.96	1.00	30,436		30,436	30,436		
BUY	08/14/24	08/14/24	325.00	1.00	325		325	325		
BUY	08/15/24	08/15/24	17,268.76	1.00	17,269		17,269	17,269		
BUY	08/16/24	08/16/24	11,841.75	1.00	11,842		11,842	11,842		
BUY	08/21/24	08/21/24	190.00	1.00	190		190	190		
BUY	08/29/24	08/29/24	1,320.00	1.00	1,320		1,320	1,320		
BUY	08/30/24	08/30/24	867.00	1.00	867		867	867		
BUY	09/03/24	09/03/24	3,110.90	1.00	3,111		3,111	3,111		
BUY	09/03/24	09/03/24	3,330.87	1.00	3,331		3,331	3,331		
BUY	09/04/24	09/04/24	0.36	1.00	0		0	0		

See independent auditors' report.

CEMENT MASONS LOCAL 780 PENSION FUND  
SCHEDULE H (FORM 5500) LINE 4i  
SCHEDULE OF ASSETS HELD FOR INVESTMENT PURPOSES AT END OF YEAR  
EIN: 13-1626710, PLAN 001  
DECEMBER 31, 2024

-----  
CATEGORY 3 - 5% TRANSACTIONS BY SECURITY - SERIES  
-----

TRANCD	TRADE DATE	THEO SET DATE	UNITS	PRICE	GROSS AMOUNT	EXPENSES	CASH	HISTORICAL COST OF ASSET	HISTORICAL GAIN/LOSS	QUALIFYING PERCENTAGE
CASH EQUIVALENTS					(CONT)					
4812A2835	JPMORGAN	100% US	TREASURY MONEY MARKET		(CONT)					44.19%
BUY	09/11/24	09/11/24	381.30	1.00	381		381	381		
BUY	09/12/24	09/12/24	34.84	1.00	35		35	35		
BUY	09/13/24	09/13/24	1,141.21	1.00	1,141		1,141	1,141		
BUY	09/16/24	09/16/24	2,887.50	1.00	2,888		2,888	2,888		
BUY	09/17/24	09/17/24	11,785.86	1.00	11,786		11,786	11,786		
BUY	09/18/24	09/18/24	704.00	1.00	704		704	704		
BUY	09/19/24	09/19/24	7,493.85	1.00	7,494		7,494	7,494		
BUY	09/19/24	09/19/24	1,513.75	1.00	1,514		1,514	1,514		
BUY	09/20/24	09/20/24	190,000.00	1.00	190,000		190,000	190,000		
BUY	09/23/24	09/23/24	685.59	1.00	686		686	686		
BUY	09/27/24	09/27/24	41,420.50	1.00	41,421		41,421	41,421		
BUY	09/30/24	09/30/24	12,025.00	1.00	12,025		12,025	12,025		
BUY	10/01/24	10/01/24	208,375.13	1.00	208,375		208,375	208,375		
BUY	10/08/24	10/08/24	37,194.29	1.00	37,194		37,194	37,194		
BUY	10/11/24	10/11/24	210.00	1.00	210		210	210		
BUY	10/15/24	10/15/24	9,713.13	1.00	9,713		9,713	9,713		
BUY	10/15/24	10/15/24	1,413.50	1.00	1,414		1,414	1,414		
BUY	10/16/24	10/16/24	15,235.46	1.00	15,235		15,235	15,235		
BUY	10/18/24	10/18/24	26.17	1.00	26		26	26		
BUY	10/22/24	10/22/24	5,440.65	1.00	5,441		5,441	5,441		
BUY	10/23/24	10/23/24	5,823.80	1.00	5,824		5,824	5,824		
BUY	10/23/24	10/23/24	10,679,835.15	1.00	10,679,835		10,679,835	10,679,835		
BUY	10/30/24	10/30/24	1,891.25	1.00	1,891		1,891	1,891		
BUY	10/31/24	10/31/24	5,100.00	1.00	5,100		5,100	5,100		
BUY	11/01/24	11/01/24	406.51	1.00	407		407	407		
BUY	11/01/24	11/01/24	3,682.69	1.00	3,683		3,683	3,683		
BUY	11/04/24	11/04/24	670.70	1.00	671		671	671		
BUY	11/15/24	11/15/24	11,586.88	1.00	11,587		11,587	11,587		
BUY	11/18/24	11/18/24	1,920.00	1.00	1,920		1,920	1,920		
BUY	11/19/24	11/19/24	11,165.45	1.00	11,165		11,165	11,165		
BUY	12/02/24	12/02/24	8,963.62	1.00	8,964		8,964	8,964		
BUY	12/02/24	12/02/24	22.71	1.00	23		23	23		
BUY	12/06/24	12/06/24	34.38	1.00	34		34	34		
BUY	12/11/24	12/11/24	2,724.50	1.00	2,725		2,725	2,725		
BUY	12/13/24	12/13/24	165.00	1.00	165		165	165		
BUY	12/16/24	12/16/24	4,548.59	1.00	4,549		4,549	4,549		
BUY	12/17/24	12/17/24	9,111.88	1.00	9,112		9,112	9,112		
BUY	12/23/24	12/23/24	30,598.10	1.00	30,598		30,598	30,598		
SUB-TOTAL BUYS				TXN CNT:	171		19,443,974	19,443,974		
SELL	01/04/24	01/04/24	15,123.00	1.00	15,123		15,123	15,123		
SELL	01/19/24	01/19/24	5,955,165.00	1.00	5,955,165		5,955,165	5,955,165		
SELL	01/22/24	01/22/24	168,109.33	1.00	168,109		168,109	168,109		

See independent auditors' report.

CEMENT MASONS LOCAL 780 PENSION FUND  
SCHEDULE H (FORM 5500) LINE 4i  
SCHEDULE OF ASSETS HELD FOR INVESTMENT PURPOSES AT END OF YEAR  
EIN: 13-1626710, PLAN 001  
DECEMBER 31, 2024

-----  
CATEGORY 3 - 5% TRANSACTIONS BY SECURITY - SERIES  
-----

TRANCD	TRADE DATE	THEO SET DATE	UNITS	PRICE	GROSS AMOUNT	EXPENSES	CASH	HISTORICAL COST OF ASSET	HISTORICAL GAIN/LOSS	QUALIFYING PERCENTAGE
CASH EQUIVALENTS (CONT)										
4812A2835	JPMORGAN	100% US	TREASURY	MONEY	MARKET	(CONT)				44.19%
SELL	01/23/24	01/23/24	1,027.33	1.00	1,027		1,027	1,027		
SELL	01/23/24	01/23/24	1,543.16	1.00	1,543		1,543	1,543		
SELL	01/23/24	01/23/24	89,802.77	1.00	89,803		89,803	89,803		
SELL	01/30/24	01/30/24	4,104.87	1.00	4,105		4,105	4,105		
SELL	02/06/24	02/06/24	15,607.34	1.00	15,607		15,607	15,607		
SELL	02/08/24	02/08/24	7,326.59	1.00	7,327		7,327	7,327		
SELL	02/09/24	02/09/24	43,355.73	1.00	43,356		43,356	43,356		
SELL	02/12/24	02/12/24	37,950.03	1.00	37,950		37,950	37,950		
SELL	02/13/24	02/13/24	112,130.23	1.00	112,130		112,130	112,130		
SELL	02/14/24	02/14/24	127,472.28	1.00	127,472		127,472	127,472		
SELL	02/16/24	02/16/24	92,807.63	1.00	92,808		92,808	92,808		
SELL	02/28/24	02/28/24	107,080.91	1.00	107,081		107,081	107,081		
SELL	02/29/24	02/29/24	22,197.74	1.00	22,198		22,198	22,198		
SELL	03/01/24	03/01/24	19,225.54	1.00	19,226		19,226	19,226		
SELL	03/04/24	03/04/24	21,763.93	1.00	21,764		21,764	21,764		
SELL	03/04/24	03/04/24	31,695.30	1.00	31,695		31,695	31,695		
SELL	03/04/24	03/04/24	10.85	1.00	11		11	11		
SELL	03/11/24	03/11/24	2,158.80	1.00	2,159		2,159	2,159		
SELL	03/13/24	03/13/24	89,033.00	1.00	89,033		89,033	89,033		
SELL	03/14/24	03/14/24	3,683.01	1.00	3,683		3,683	3,683		
SELL	03/15/24	03/15/24	24,458.44	1.00	24,458		24,458	24,458		
SELL	03/18/24	03/18/24	13,823.73	1.00	13,824		13,824	13,824		
SELL	03/19/24	03/19/24	21,003.70	1.00	21,004		21,004	21,004		
SELL	03/19/24	03/19/24	13,553.92	1.00	13,554		13,554	13,554		
SELL	03/20/24	03/20/24	3,441.96	1.00	3,442		3,442	3,442		
SELL	03/21/24	03/21/24	3,403.77	1.00	3,404		3,404	3,404		
SELL	03/22/24	03/22/24	3,622.22	1.00	3,622		3,622	3,622		
SELL	03/25/24	03/25/24	6,575.73	1.00	6,576		6,576	6,576		
SELL	03/25/24	03/25/24	67,730.64	1.00	67,731		67,731	67,731		
SELL	03/26/24	03/26/24	8,252.43	1.00	8,252		8,252	8,252		
SELL	03/26/24	03/26/24	45,022.27	1.00	45,022		45,022	45,022		
SELL	03/27/24	03/27/24	101,848.52	1.00	101,849		101,849	101,849		
SELL	03/28/24	03/28/24	75,435.42	1.00	75,435		75,435	75,435		
SELL	04/12/24	04/12/24	360,224.25	1.00	360,224		360,224	360,224		
SELL	04/19/24	04/19/24	190,905.68	1.00	190,906		190,906	190,906		
SELL	04/19/24	04/19/24	1,742.14	1.00	1,742		1,742	1,742		
SELL	04/19/24	04/19/24	9,077.98	1.00	9,078		9,078	9,078		
SELL	04/25/24	04/25/24	2,937.13	1.00	2,937		2,937	2,937		
SELL	04/26/24	04/26/24	51,637.98	1.00	51,638		51,638	51,638		
SELL	04/29/24	04/29/24	493.58	1.00	494		494	494		
SELL	04/29/24	04/29/24	33,547.24	1.00	33,547		33,547	33,547		
SELL	05/01/24	05/01/24	869.20	1.00	869		869	869		
SELL	05/02/24	05/02/24	2,065.68	1.00	2,066		2,066	2,066		
SELL	05/15/24	05/15/24	578,448.22	1.00	578,448		578,448	578,448		

See independent auditors' report.

CEMENT MASONS LOCAL 780 PENSION FUND  
SCHEDULE H (FORM 5500) LINE 4i  
SCHEDULE OF ASSETS HELD FOR INVESTMENT PURPOSES AT END OF YEAR  
EIN: 13-1626710, PLAN 001  
DECEMBER 31, 2024

CATEGORY 3 - 5% TRANSACTIONS BY SECURITY - SERIES

TRANCD	TRADE DATE	THEO SET DATE	UNITS	PRICE	GROSS AMOUNT	EXPENSES	CASH	HISTORICAL COST OF ASSET	HISTORICAL GAIN/LOSS	QUALIFYING PERCENTAGE
CASH EQUIVALENTS (CONT)										
4812A2835	JPMORGAN	100% US	TREASURY	MONEY MARKET	(CONT)					44.19%
SELL	05/17/24	05/17/24	25,812.54	1.00	25,813		25,813	25,813		
SELL	05/20/24	05/20/24	88,349.75	1.00	88,350		88,350	88,350		
SELL	05/23/24	05/23/24	95,774.00	1.00	95,774		95,774	95,774		
SELL	05/30/24	05/30/24	182,970.06	1.00	182,970		182,970	182,970		
SELL	06/05/24	06/05/24	4,845.49	1.00	4,845		4,845	4,845		
SELL	06/07/24	06/07/24	52,668.85	1.00	52,669		52,669	52,669		
SELL	06/11/24	06/11/24	100,000.00	1.00	100,000		100,000	100,000		
SELL	06/13/24	06/13/24	23,336.40	1.00	23,336		23,336	23,336		
SELL	06/14/24	06/14/24	71,275.18	1.00	71,275		71,275	71,275		
SELL	06/26/24	06/26/24	114,918.39	1.00	114,918		114,918	114,918		
SELL	07/03/24	07/03/24	2.13	1.00	2		2	2		
SELL	07/10/24	07/10/24	60,771.80	1.00	60,772		60,772	60,772		
SELL	07/12/24	07/12/24	24,991.45	1.00	24,991		24,991	24,991		
SELL	07/17/24	07/17/24	129,210.06	1.00	129,210		129,210	129,210		
SELL	07/22/24	07/22/24	1,050.95	1.00	1,051		1,051	1,051		
SELL	07/22/24	07/22/24	1,061.55	1.00	1,062		1,062	1,062		
SELL	07/23/24	07/23/24	129,132.65	1.00	129,133		129,133	129,133		
SELL	08/02/24	08/02/24	119,229.92	1.00	119,230		119,230	119,230		
SELL	08/15/24	08/15/24	211,138.91	1.00	211,139		211,139	211,139		
SELL	08/16/24	08/16/24	103,337.39	1.00	103,337		103,337	103,337		
SELL	08/19/24	08/19/24	58,151.94	1.00	58,152		58,152	58,152		
SELL	08/21/24	08/21/24	119,199.21	1.00	119,199		119,199	119,199		
SELL	08/28/24	08/28/24	92,124.61	1.00	92,125		92,125	92,125		
SELL	09/25/24	09/25/24	164,235.79	1.00	164,236		164,236	164,236		
SELL	09/30/24	09/30/24	77,632.92	1.00	77,633		77,633	77,633		
SELL	10/01/24	10/01/24	9,555.63	1.00	9,556		9,556	9,556		
SELL	10/02/24	10/02/24	54,181.69	1.00	54,182		54,182	54,182		
SELL	10/03/24	10/03/24	152,914.60	1.00	152,915		152,915	152,915		
SELL	10/03/24	10/03/24	20,845.24	1.00	20,845		20,845	20,845		
SELL	10/07/24	10/07/24	131,990.35	1.00	131,990		131,990	131,990		
SELL	10/09/24	10/09/24	12,462.48	1.00	12,462		12,462	12,462		
SELL	10/21/24	10/21/24	1,092.50	1.00	1,093		1,093	1,093		
SELL	10/21/24	10/21/24	1,097.84	1.00	1,098		1,098	1,098		
SELL	10/25/24	10/25/24	11,004,972.94	1.00	11,004,973		11,004,973	11,004,973		
SELL	11/29/24	11/29/24	87,584.15	1.00	87,584		87,584	87,584		
SUB-TOTAL SELLS					TXN CNT:	82		22,116,417	22,116,417	
SECURITY TOTAL					TXN CNT:	253		41,560,391	41,560,391	
SECURITY CLASS TOTAL							0	88,006,200	88,006,200	

See independent auditors' report.

CEMENT MASONS LOCAL 780 PENSION FUND  
 SCHEDULE H (FORM 5500) LINE 4i  
 SCHEDULE OF ASSETS HELD FOR INVESTMENT PURPOSES AT END OF YEAR  
 EIN: 13-1626710, PLAN 001  
 DECEMBER 31, 2024

CATEGORY 3 - 5% TRANSACTIONS BY SECURITY - SERIES

TRANCD	TRADE DATE	THEO SET DATE	UNITS	PRICE	GROSS AMOUNT	EXPENSES	CASH	HISTORICAL COST OF ASSET	HISTORICAL GAIN/LOSS	QUALIFYING PERCENTAGE
COMMON/COLLECTIVE FUNDS										
103091412	LV LARGECAP		1000	GROWTH INDEX FD						18.31%
BUY	05/16/24	05/16/24	28,401.25	605.89	17,208,011		17,208,011	17,208,011		
BUY	06/06/24	06/06/24	11.77	618.99	7,287		7,287	7,287		
BUY	06/28/24	06/28/24	0.07	647.66	47		47	47		
BUY	07/09/24	07/09/24	0.01	671.19	4		4	4		
BUY	08/14/24	08/14/24	0.63	625.81	397		397	397		
BUY	08/16/24	08/16/24	0.01	641.46	8		8	8		
			SUB-TOTAL BUYS	TXN CNT:	6		17,215,754	17,215,754		

See independent auditors' report.

## ***Schedule MB, line 6 – Summary of Plan Provisions***

---

<b><i>Plan Year</i></b>	Period from January 1 <sup>st</sup> to December 31 <sup>st</sup>
<b><i>Covered Employment</i></b>	Employment of an employee with an employer who is obligated to contribute to the fund for retirement purposes.
<b><i>Year of Vesting Service</i></b>	A Year of Vesting Service is granted for each calendar year in which a Participant works at least 1,000 hours.
<b><i>Pension Credits</i></b>	<p>For periods of employment after December 31, 2004, the Participant receives 0.1 Pension Credits for each 100 contributed hours worked in a calendar year with no maximum annual limit for purposes of calculating the pension amount. However, for purposes of benefit eligibility or insurance coverage, Pension Credits are limited to 1.0 per calendar year (regardless of the number of hours worked).</p> <p>Different Pension Credit schedules apply to periods of employment prior to January 1, 2005.</p>
<b><i>Accrued Benefit</i></b>	<p>For retirement on or after July 1, 1997, the monthly Accrued Benefit is equal to \$55 per Pension Credit earned prior to January 1, 1994, plus \$70 per Pension Credit earned after December 31, 1993, but prior to January 1, 2016, plus \$90 per Pension Credit earned after December 31, 2015, but prior to January 1, 2018, plus \$100 per Pension Credit earned after December 31, 2017, but prior to January 1, 2019, plus \$110 per Pension Credit earned after December 31, 2018, but prior to January 1, 2021, plus \$150 per Pension Credit earned after December 31, 2020.</p> <p>Effective January 1, 2016, for any year in which a Participant is a Residential Worker for any part of the year, the monthly Accrued Benefit is equal to \$45 per Pension Credit earned after December 31, 2015, but prior to January 1, 2018, plus \$50 per Pension Credit earned after December 31, 2017, but prior to January 1, 2019, plus \$55 per Pension Credit earned after December 31, 2018, but prior to January 1, 2021, plus \$75 per Pension Credit earned after December 31, 2020.</p> <p>Effective January 1, 2010, for any year in which a Participant is an Apprentice for any part of the year, the benefit credit will be \$35 per Pension Credit for that year (applies only to Pension Credits earned after December 31, 2009).</p> <p>Different benefit schedules apply for retirements prior to July 1, 1997.</p>
<b><i>Normal Retirement Age</i></b>	<p>(a) except as provided in (b), the later of age 65 or the age of the Participant on the tenth anniversary of his participation.</p> <p>(b) for a Participant earning an Hour of Service on or after January 1, 1989, the later of the date a Participant attains age 65 or the age of the Participant on the fifth anniversary of his participation.</p>

---

***Plan Name:*** Cement Masons Local 780 Pension Fund  
***EIN/PN:*** 13-1626710/001  
***Plan Sponsor:*** Cement Masons Local 780 Pension Fund

***Schedule MB, line 6 – Summary of Plan Provisions (cont'd)***

---

***Regular Pension***

Eligibility: For a Participant who earned his first hour of service prior to March 1, 2011 –

- (a) attained age 62 and has at least 15 eligibility Pension Credits, or
- (b) attained age 65 and has at least 10 eligibility Pension Credits, or
- (c) attained age 65 and has at least 5 Years of Vesting Service, or
- (d) attained the following prior to January 1, 2002:
  - i) attained age 65, and
  - ii) has at least 5 Pension Credits, and
  - iii) has reached the fifth anniversary of his participation in the Plan, and
  - iv) earned at least 250 Credit Hours in the year of his retirement

For a Participant who earned his first hour of service after February 28, 2011 –

- (a) attained age 65 and has at least 10 eligibility Pension Credits, or
- (b) attained age 65 and has at least 5 Years of Vesting Service

In no case will a Participant be made to wait later than Normal Retirement Age.

Amount: Accrued Benefit

***Early Retirement Pension***

Eligibility: For a Participant who earned his first hour of service prior to March 1, 2011 - attainment of age 55 and at least 15 eligibility Pension Credits

For a Participant who earned his first hour of service after February 28, 2011, and before January 1, 2015 - attainment of age 58 and at least 15 eligibility Pension Credits

For a Participant who earned his first hour of service after December 31, 2014 – attainment of age 58 and at least 20 Years of Vesting Service

***Schedule MB, line 6 – Summary of Plan Provisions (cont'd)***

---

Amount: For benefits accrued as of January 1, 2005, the Accrued Benefit reduced by 0.25% for each month by which the early retirement date precedes the Regular Pension eligibility date.

For benefits accrued after January 1, 2005, the Accrued Benefit reduced by 0.50% for each month by which the early retirement date precedes the Regular Pension eligibility date.

***Disability Pension***

Eligibility: (a) has at least 20 Years of Vesting Service, and

(b) has either –

(i) worked at least 250 hours of service in the 12 months prior to disability, or

(ii) worked an average of 250 or more hours of service in the three Plan Years preceding application for Disability, and

(c) is receiving Social Security Disability Benefits

Amount: Accrued Benefit.

***Lump Sum Buyout***

Eligibility: Eligible for Regular, Early Retirement or Disability Pension and will not be receiving a Husband and Wife Pension, and either:

(a) had 250 hours of service in each of the three years prior to October 1, 1991, or

(b) received a Social Security Disability Award after October 1, 1991, or

(c) was vested in the Plan before August 1, 1993

Amount: \$21.00 per month per Pension Credit applied to Pension Credits earned through September 30, 1991. If elected, no Pension Credits will be earned for the period October 1, 1991, through July 31, 1993, and no additional benefits (e.g., multiplier increases) shall be credited for the period prior to October 1, 1991.

***Deferred Vested Pension***

Eligibility: 5 Years of Vesting Service.

Amount: Accrued Benefit payable at Normal Retirement Age, or the Regular or Early Retirement Pension provided the required eligibility has been met.

---

***Plan Name:*** Cement Masons Local 780 Pension Fund  
***EIN/PN:*** 13-1626710/001  
***Plan Sponsor:*** Cement Masons Local 780 Pension Fund

**Schedule MB, line 6 – Summary of Plan Provisions (cont'd)**

---

***Pre-Retirement Death Benefit***

Annuity

Eligibility: 5 years of Vesting Service.

Amount: For a surviving spouse of a married Participant, an annuity with a payment determined under the 50% Husband and Wife Pension. If the Participant dies prior to eligibility for a Regular or Early Retirement Pension, the benefit shall be calculated as if the Participant left employment on the day of death and retired at the earliest possible retirement age.

- or -

Lump Sum

Eligibility: At least two Pension Credits and no spouse eligible for the Pre-Retirement Death Benefit annuity (as described above).

Amount: A lump sum payment equal to \$400 multiplied by Pension Credits, to a maximum of \$8,000.

***Post-Retirement Death Benefit***

A lump sum of \$10,000.

- and -

If a retiree who was not receiving a Husband and Wife Pension dies before he has received \$8,000 in payments, a lump sum equal to (a) \$400 multiplied by Pension Credits, to a maximum of \$8,000, less the total of the payments received prior to death.

***Normal Form of Benefit***

Life Annuity for unmarried participants. 50% Husband and Wife Pension for married participants. All benefit forms include a guarantee that the initial monthly benefit amount payable to the retiree will continue for a minimum of 60 months.

***Optional Form of Payment***

75% Husband and Wife Pension, if married, including a guarantee that the initial monthly benefit amount payable to the retiree will continue for a minimum of 60 months.

***Extra Check***

At November 1, 2024, a one-time additional check in the amount of \$780 was issued to all retirees. In addition, an extra \$780 (i.e., \$ 1,560 total) was paid to those retirees who have been receiving benefits under \$1,000 for at least ten years.

**Changes in Plan Provisions since the Last Valuation**

At November 1, 2024, a one-time additional check in the amount of \$780 was issued to all retirees. In addition, an extra \$780 (i.e., \$ 1,560 total) was paid to those retirees who have been receiving benefits under \$1,000 for at least ten years.

---

**Plan Name:** Cement Masons Local 780 Pension Fund  
**EIN/PN:** 13-1626710/001  
**Plan Sponsor:** Cement Masons Local 780 Pension Fund

***Schedule MB, line 6 – Summary of Plan Provisions (cont'd)***

---

There were no other changes in plan provisions since the last valuation.

---

***Plan Name:*** Cement Masons Local 780 Pension Fund  
***EIN/PN:*** 13-1626710/001  
***Plan Sponsor:*** Cement Masons Local 780 Pension Fund

**CEMENT MASONS LOCAL 780 PENSION FUND**  
**SCHEDULE H (FORM 5500) – LINE 4i**  
**SCHEDULE OF ASSETS HELD FOR INVESTMENT PURPOSES AT END OF YEAR**  
**EIN: 13-1626710, PLAN 001**  
**DECEMBER 31, 2024**

(a)	(b)	(c)			(d)	(e)
Identity of issuer, borrower, lessor or similar party	Description of investment, including maturity date,			Cost	Current Value	
	Type	% / Quantity	Price per Unit (if applicable)			
<b>Mutual Funds</b>						
Neuberger Berman	Shares	2,111,939.061	\$ 9.87	\$ 21,399,430	\$ 20,844,839	
BlackRock MSCI ACWI ex-US Index R	Shares	448,979.592	\$ 16.55	5,500,000	7,432,049	
<b>Total Mutual Funds</b>				<b>\$ 26,899,430</b>	<b>\$ 28,276,888</b>	
<b>Other Investments</b>						
Boyd Watterson GSA Fund LP	Shares	20,071.01	\$ 986.35	\$ 27,960,303	\$ 27,960,303	
CCA Black, LP (Class A)	Ownership	1.57%	N/A	3,177,650	2,105,378	
CCA Black, LP (Class B)	Ownership	1.46%	N/A	436,995	448,387	
<b>Total Other Investments</b>				<b>\$ 31,227,970</b>	<b>\$ 30,514,068</b>	
<b>103-12 Investments</b>						
Ullico Infrastructure Tax- Exempt Fund, L.P.	Shares	32,403.657	\$ 297.66	\$ 7,390,488	\$ 9,645,382	
<b>Total 103-12 Investments</b>				<b>\$ 7,390,488</b>	<b>\$ 9,645,382</b>	
<b>Collective Trusts</b>						
New Tower Trust Company Multi-Employer Property Trust	Ownership	0.06%	N/A	\$ 2,830,672	\$ 3,355,162	
LV Largecap 1000 Value Index Fund	Shares	57,115.072	\$ 345.98	8,899,815	19,760,535	
Longview Mid Cap 400 Index Fund	Shares	4,481.107	3,492.39	11,780,791	15,649,762	
Longview Largecap 500 Index Fund	Shares	13,104.506	2,224.44	15,907,140	29,150,220	
Longview Cash Management Fund	Shares	1,922.777	111.48	195,901	214,348	
LV Largecap 1000 Growth Index Fund	Shares	28,410.260	710.22	17,213,641	20,177,542	
<b>Total Private Funds</b>				<b>\$ 56,827,960</b>	<b>\$ 88,307,569</b>	
<b>Cash Equivalents</b>						
Boyd Watterson GSA Fund LP - Cash equivalents				\$ 1,457,267	\$ 1,457,267	
JPMorgan 100% U.S. Treasury Money Market				6,302	6,302	
CCA Black, LP (Class A) - Cash equivalents				188,589	188,589	
CCA Black, LP (Class B) - Cash equivalents				89,715	89,715	
Crescent Capital High Income Fund B, L.P.				113,433	113,433	
Boyd Watterson Fixed Income - Money Market				90,068	90,068	
<b>Total Cash Equivalents</b>				<b>\$ 1,945,374</b>	<b>\$ 1,945,374</b>	
<b>U.S. Government Securities</b>						
US Treasury Notes	10/31/2029	4.00%	98.30	\$ 256,380	\$ 250,678	
US Treasury Notes	2/15/2025	2.00%	99.71	293,965	294,159	
US Treasury Notes	2/15/2026	1.63%	97.14	358,288	359,420	
US Treasury Notes	1/31/2028	3.50%	97.70	971,766	962,299	
US Treasury Notes	11/30/2028	1.50%	89.80	1,036,171	1,028,219	
US Treasury Notes	1/31/2030	3.50%	95.93	942,626	940,073	
US Treasury Notes	8/15/2030	0.63%	81.20	857,804	799,812	
US Treasury Notes	9/30/2030	4.63%	100.92	524,819	524,773	
US Treasury Notes	11/15/2031	1.38%	81.71	451,740	433,068	
US Treasury Notes	5/15/2032	2.88%	89.81	191,354	179,617	
US Treasury Notes	2/15/2033	3.50%	93.04	147,025	144,204	
				<b>\$ 6,031,937</b>	<b>\$ 5,916,322</b>	

See independent auditors' report.

**CEMENT MASONS LOCAL 780 PENSION FUND**  
**SCHEDULE H (FORM 5500) – LINE 4i**  
**SCHEDULE OF ASSETS HELD FOR INVESTMENT PURPOSES AT END OF YEAR**  
**EIN: 13-1626710, PLAN 001**  
**DECEMBER 31, 2024**

(a)	(b)	(c)		(d)	(e)
Identity of issuer, borrower, lessor or similar party	Description of investment, including maturity date,		Cost	Current Value	
	Type	% / Quantity	Price per Unit (if applicable)		
<b>Corporate Bonds</b>					
Crescent Capital High Income Fund B, L.P.	Ownership	0.569%	N/A	\$ 3,487,610	\$ 4,047,023
<b>Asset Backed</b>					
CARMX 2021-3 D	Shares	90,000	97.26	86,970	87,531
CARMX 2022-4 D	Shares	90,000	105.50	96,180	94,949
DRIVE 2021-2 D	Shares	129,942	98.33	125,298	127,771
WOART 2021-A 6	Shares	230,000	99.50	223,774	228,857
WOART 2021-D C	Shares	170,000	96.95	161,314	164,820
<b>Corporate Bonds</b>					
Duke Energy Florida LLC	Shares	230,000	84.82	227,227	195,086
Exelon Corp	Shares	115,000	95.32	119,914	109,616
Afiac Inc	Shares	200,000	97.04	193,365	194,090
Ares Capital Corp	Shares	105,000	103.63	104,520	108,812
Assurant Inc	Shares	135,000	83.75	134,044	113,060
Avalonbay Communities	Shares	195,000	97.01	201,765	189,166
Citigroup Inc VRN	Shares	100,000	99.20	100,001	99,198
Equinix Inc	Shares	120,000	91.92	123,501	110,306
Goldman Sachs Sank VRN	Shares	190,000	100.55	189,227	191,039
J P Morgan Chase & Co VRN	Shares	195,000	97.75	190,879	190,606
Lazard Group LLC	Shares	110,000	97.74	113,541	107,519
Morgan Stanley VRN	Shares	185,000	103.69	190,415	191,829
Raymond James Financial	Shares	190,000	98.74	185,864	187,597
US Bancorp VRN	Shares	190,000	100.67	190,016	191,273
Acuity Brands Lighting	Shares	135,000	85.15	130,655	114,957
American Tower Corp	Shares	105,000	100.62	104,789	105,656
Arrow Electronics Inc	Shares	120,000	99.50	119,894	119,403
Socking Holdings Inc	Shares	195,000	99.07	197,795	193,182
Broadcom Inc	Shares	115,000	95.65	108,918	110,001
Cheniere Energy Partners	Shares	115,000	96.82	109,921	111,341
Comcast Corp	Shares	195,000	97.54	204,986	190,203
CVS Health Corp	Shares	110,000	95.87	109,110	106,562
Freeport McMoran Inc.	Shares	115,000	95.01	108,867	109,267
KLACor,	Shares	195,000	97.77	191,200	190,648
Lennox International Inc	Shares	105,000	101.63	104,918	106,713
Masco Corp	Shares	120,000	90.10	118,066	108,120
Sysco Corporation	Shares	100,000	104.17	104,062	104,167
T Mobile USA Inc	Shares	110,000	99.35	108,776	109,282
Targa Resources Partners	Shares	110,000	96.56	105,581	106,218
				<b>\$ 4,885,353</b>	<b>\$ 8,815,868</b>
<b>Common Stock</b>					
Aperam SA NY Register SHS	Shares	75	26.18	2,719	1,963
				<b>\$ 2,719</b>	<b>\$ 1,963</b>
<b>TOTAL ASSETS HELD FOR INVESTMENT PURPOSES</b>				<b>\$ 135,211,232</b>	<b>\$ 173,423,434</b>

See independent auditors' report.

**Schedule MB, line 8b(2) – Schedule of Active Participant Data**

---

Age	Pension Credits										Total
	Under 1	1 to 4	5 to 9	10 to 14	15 to 19	20 to 24	25 to 29	30 to 34	35 to 39	40 and up	
Under 25	5	8									13
25 to 29	6	12	8	3		1					30
30 to 34	2	12	11	13	4			1			43
35 to 39	4	7	11	16	9	7	4	6	2		66
40 to 44	2	11	10	8	7	8	8	5	1		60
45 to 49	2	8	8	10	4	4	2	5	4	7	54
50 to 54	1	2	8	5	3	3	4	2	4	6	38
55 to 59		1	5	4	5	4	8	2	7	12	48
60 to 64		2	4	2	1	1	1	3	2	17	33
65 to 69		1	1		1		1				4
70 & up											
Total	22	64	66	61	34	28	28	24	20	42	389

---

**Plan Name:** Cement Masons Local 780 Pension Fund  
**EIN/PN:** 13-1626710/001  
**Plan Sponsor:** Cement Masons Local 780 Pension Fund

***Schedule MB, lines 9c and 9h – Schedule of Funding Standard Account Bases***

	Date of First Charge or Credit	Remaining Period (years)	Outstanding Balance (beg. of year)	Amortization Charge or Credit
<b>1. Amortization Charges</b>				
(a) Plan amendment	1/1/1995	1.00	\$173,301	\$173,301
(b) Plan amendment	1/1/1997	3.00	817,164	285,781
(c) Assumption change	1/1/1998	4.00	453,352	121,762
(d) Plan amendment	1/1/1999	5.00	40,938	9,005
(e) Assumption change	1/1/2002	8.00	720,448	106,161
(f) Actuarial loss	1/1/2011	2.00	324,316	166,114
(g) Actuarial loss	1/1/2012	3.00	281,701	98,517
(h) Assumption change	1/1/2012	3.00	960,789	336,010
(i) Actuarial loss	1/1/2013	4.00	950,652	255,329
(j) Actuarial loss	1/1/2014	5.00	588,858	129,535
(k) Actuarial loss	1/1/2016	7.00	602,260	99,126
(l) Assumption change	1/1/2016	7.00	2,306,201	379,579
(m) Assumption change	1/1/2018	9.00	5,044,548	675,922
(n) Plan amendment	1/1/2018	9.00	840,915	112,675
(o) Actuarial loss	1/1/2019	10.00	721,164	88,947
(p) Plan amendment	1/1/2019	10.00	834,384	102,911
(q) Plan amendment	1/1/2020	11.00	1,252,173	143,569
(r) Assumption change	1/1/2021	12.00	5,199,349	558,684
(s) Assumption change	1/1/2022	13.00	161,544	16,378
(t) Plan amendment	1/1/2023	14.00	<u>455,099</u>	43,787
(u) Plan amendment	11/1/2024	0.17		<u>311,530</u>
Total			\$22,729,156	\$4,214,623
<b>2. Amortization Credits</b>				
(a) Actuarial gain	1/1/2010	1.00	\$105,648	\$105,648
(b) Actuarial gain	1/1/2015	6.00	2,935,596	550,823
(c) Plan amendment	1/1/2016	7.00	783,740	128,996
(d) Actuarial gain	1/1/2017	8.00	823,179	121,299
(e) Assumption change	1/1/2017	8.00	3,221	474
(f) Actuarial gain	1/1/2018	9.00	381,712	51,145
(g) Assumption change	1/1/2019	10.00	230,444	28,422
(h) Actuarial gain	1/1/2020	11.00	652,772	74,844
(i) Assumption change	1/1/2020	11.00	283,829	32,543
(j) Actuarial gain	1/1/2021	12.00	4,745,514	509,918
(k) Actuarial gain	1/1/2022	13.00	6,690,156	678,291
(l) Actuarial gain	1/1/2023	14.00	1,464,412	140,896
(m) Actuarial gain	1/1/2024	15.00	<u>2,509,867</u>	<u>230,292</u>
Total			\$21,610,090	\$2,653,591

**Plan Name:** Cement Masons Local 780 Pension Fund  
**EIN/PN:** 13-1626710/001  
**Plan Sponsor:** Cement Masons Local 780 Pension Fund

**Schedule MB, lines 9c and 9h – Schedule of Funding Standard Account Bases (cont'd)**

	<u>Outstanding Balance (beg. of year)</u>	<u>Amortization Charge or Credit</u>
3. <u>Net Amortization Charges and Credits</u>		
(a) Total amortization charges	\$22,729,156	\$4,214,623
(b) Total amortization credits	(21,610,090)	(2,653,591)
(c) Net amortization charges and credits	\$1,119,066	\$1,561,032
4. Credit Balance on January 1, 2022	<u>39,760,841</u>	
5. Unfunded Actuarial Accrued Liability: (3) – (4)	( <u>\$38,641,775</u> )	
6. <u>Unfunded Actuarial Accrued Liability</u>		
(a) Actuarial accrued liability	114,461,557	
(b) Actuarial value of assets	153,103,332	
(c) Unfunded liability	(\$38,641,775)	
(d) Unfunded liability with balance equation minimum	(\$38,641,775)	

---

**Plan Name:** Cement Masons Local 780 Pension Fund  
**EIN/PN:** 13-1626710/001  
**Plan Sponsor:** Cement Masons Local 780 Pension Fund

***Schedule MB, line 11 – Justification for Change in Actuarial Assumptions***

---

Current liability interest rate and mortality table

The interest rate and mortality table used to determine the RPA '94 current liability were changed to comply with the requirements of Code Section 431(c).

*N:\Fact\Cement Masons\Pension\Government Forms\2024\Sch MB\Cement Masons Sch MB attachments v2025 10 01 v01.docx*

---

***Plan Name:*** Cement Masons Local 780 Pension Fund  
***EIN/PN:*** 13-1626710/001  
***Plan Sponsor:*** Cement Masons Local 780 Pension Fund

## Schedule MB, line 6 – Statement of Actuarial Assumptions/Methods

### Actuarial Assumptions

<b>Interest Rates</b>	Valuation:	5.00% per annum
	RPA '94 Current Liability:	3.29% per annum
	Withdrawal Liability:	5.00% per annum

The assumed long-term rate of return on assets is developed based on the allocation of the Plan's assets by investment class and the capital market outlook for each investment class. This information is provided by the Plan's investment advisor.

The RPA '94 current liability interest rate complies with Code section 431(c).

### **Mortality**

The RP-2014 Blue Collar Mortality Table adjusted to 2006, then projected generationally using scale MP-2021 for healthy participants and the RP-2014 Disabled Mortality Table adjusted to 2006, then projected generationally using scale MP-2021 for disabled participants.

The RP-2014 mortality tables along with accompanying "MP" projection scales, published by the Society of Actuaries, represent the most current and complete benchmarks of U.S. private pension plan mortality experience. The mortality tables, with the fully generational projection, reasonably reflect the projected mortality experience as of the measurement date and provide an allowance for future mortality improvement.

For RPA '94 Current Liability, the tables specified in IRC Section 431(c)(6)(D)(iv)&(v) were used.

### **Retirement Rates**

For actives eligible to retire, the retirement rates are as follows:

Hired prior to March 1, 2011:

Age	Rate	Age	Rate
55	4%	62	50%
56-59	3	63-64	10
60-61	5	65+	100

Hired after February 28, 2011:

Age	Rate	Age	Rate
58-59	3%	63-64	5%
60-61	5	65+	100
62	20		

Terminated vested participants are assumed to retire at age 65 or current age, if later.

---

**Plan Name:** Cement Masons Local 780 Pension Fund  
**EIN/PN:** 13-1626710/001  
**Plan Sponsor:** Cement Masons Local 780 Pension Fund

***Schedule MB, line 6 – Statement of Actuarial Assumptions/Methods (cont'd)***

---

The assumed retirement rates were based on historical and current demographic data adjusted to reflect estimated future experience and professional judgment.

***Termination Rates***

Sample termination rates are as follows:

<u>Age</u>	<u>Rate</u>	<u>Age</u>	<u>Rate</u>
20	6.6%	40	3.8%
25	5.3	45	3.2
30	4.8	50	1.5
35	4.5		

The assumed termination rates were based on historical and current demographic data adjusted to reflect estimated future experience and professional judgment.

***Disability Rates***

Sample rates are as follows:

<u>Age</u>	<u>Rate</u>	<u>Females</u>
	<u>Males</u>	
20	0.09%	0.04%
25	0.12	0.06
30	0.14	0.09
35	0.18	0.14
40	0.25	0.20
45	0.39	0.31
50	0.65	0.51
55	1.21	0.83
60	1.95	1.05

The assumed disability rates were based on historical and current demographic data adjusted to reflect estimated future experience and professional judgment.

***Future Credited Service***

Active participants will earn 1.2 Pension Credits in each year of future employment.

This assumption was based on historical and current demographic data adjusted to reflect estimated future experience and professional judgment.

***Expenses***

The valuation interest rate above is assumed to be net of investment-related and administrative expenses.

***Marriage***

75% of participants are assumed to be married. Husbands are assumed to be three years older than wives.

These assumptions were based on historical and current demographic data adjusted to reflect estimated future experience and professional judgment.

---

***Plan Name:*** Cement Masons Local 780 Pension Fund  
***EIN/PN:*** 13-1626710/001  
***Plan Sponsor:*** Cement Masons Local 780 Pension Fund

**Schedule MB, line 6 – Statement of Actuarial Assumptions/Methods (cont'd)**

---

***Form of Payment*** Participants are assumed to elect the normal form.  
This assumption was based on historical and current demographic data adjusted to reflect estimated future experience and professional judgment.

***Future Increases in Maximum Benefits*** It is assumed that maximum benefit and plan compensation limitations under Internal Revenue Code will not increase in the future.

***Benefits Not Included in the Valuation*** None.

**Actuarial Methods**

***Cost Method*** The Traditional Unit Credit Cost Method is employed in this valuation. Under this method, an “accrued benefit” is calculated as of the beginning of the year and is projected as of the end of the year for each benefit that may be payable in the future. The “accrued benefit” is based on the plan’s accrual formula and upon service as of the beginning or end of the year. The actuarial accrued liability is the present value of the “accrued benefit” as of the beginning of the year for active participants and is the present value of all benefits for other participants. The normal cost is the present value of the difference between the “accrued benefit” as of the beginning and the “accrued benefit” projected to the end of the year. The normal cost and actuarial accrued liability for the plan are the sums of the individually computed normal costs and actuarial accrued liabilities for all plan participants.

***Asset Method*** The Five-Year Weighted Average of Asset Gains/Losses Method is used in this valuation. The Actuarial Value is determined by adjusting the market value of assets to reflect the asset gains and losses (the difference between expected investment return and actual investment return) during each of the last 5 years at the rate of 20% per year. The Actuarial Value is subject to a restriction that it not be less than 80% nor more than 120% of market value.

**Changes in Actuarial Assumptions and Methods since the Last Valuation**

Current liability determined as of January 1, 2024, was based on 3.29% interest and the IRS 2024 Combined Static Mortality table. These assumptions were updated from 2.55% interest and the IRS 2023 Combined Static mortality table utilized as of January 1, 2023, to comply with the requirements of Code section 431(c).

There were no other changes in the actuarial assumptions or methods since the last valuation.

---

***Plan Name:*** Cement Masons Local 780 Pension Fund  
***EIN/PN:*** 13-1626710/001  
***Plan Sponsor:*** Cement Masons Local 780 Pension Fund

***Schedule MB, line 6 – Statement of Actuarial Assumptions/Methods (cont'd)***

---

***Modeling Disclosure in Accordance with Actuarial Standards of Practice No. 56***

FACT utilizes ProVal, an actuarial valuation program leased from Winklevoss Technologies, to calculate liabilities, normal costs and projected benefit payments. Winklevoss Technologies employs actuaries who are experts in the development of actuarial software and ProVal is utilized by many actuarial consulting firms worldwide.

We have used ProVal in accordance with its original intended purpose. Our staff customizes the ProVal software to value the benefits described in this report. The results from ProVal are reviewed as they relate to the Plan, and we have not identified any material inconsistencies in the results that would affect the contents of this actuarial valuation report.

---

***Plan Name:*** Cement Masons Local 780 Pension Fund  
***EIN/PN:*** 13-1626710/001  
***Plan Sponsor:*** Cement Masons Local 780 Pension Fund

***Schedule MB, line 3 – Contributions Made to the Plan for the Plan Year***

---

Unless otherwise noted, contributions are paid in substantially equal monthly installments pursuant to collective bargaining agreements. The interest credited to the Funding Standard Account is therefore assumed to be equivalent to a July 1 contribution date.

The source of contributions for the Plan Year ending December 31, 2024, was a draft of the Fund auditor's report.

---

***Plan Name:*** Cement Masons Local 780 Pension Fund  
***EIN/PN:*** 13-1626710/001  
***Plan Sponsor:*** Cement Masons Local 780 Pension Fund

***Schedule MB, line 3(d) – Withdrawal Liability Amounts***

---

There were no withdrawal liability payments collected during the 2024 Plan Year.

---

***Plan Name:*** Cement Masons Local 780 Pension Fund  
***EIN/PN:*** 13-1626710/001  
***Plan Sponsor:*** Cement Masons Local 780 Pension Fund

**Schedule MB, line 9f – Explanation of Prior Year Credit Balance Discrepancy**

---

Actual contributions for the 2023 Plan Year were \$38,168 greater than reported for and recorded on the 2023 Schedule MB. See the table that follows for the detailed calculations.

	<b><u>2023 Plan Year</u></b>	
	<b><u>Filed 2023</u></b>	<b><u>Revised</u></b>
<b><u>Funding Standard Account</u></b>		
Normal Cost	\$3,955,563	\$3,955,563
Amortization Charges	5,530,757	5,530,757
Interest	<u>474,316</u>	<u>474,316</u>
Total Charges	\$9,960,636	\$9,960,636
Credit Balance 1/1/2023	\$40,247,008	\$40,247,008
Contributions	4,759,546	4,797,714
Amortization Credits	2,423,297	2,423,297
Interest	<u>2,252,504</u>	<u>2,253,458</u>
Total Credits	\$49,682,355	\$49,721,477
Credit Balance 12/31/2023	\$39,721,719	<b>\$39,760,841</b>

---

**Plan Name:** Cement Masons Local 780 Pension Fund  
**EIN/PN:** 13-1626710/001  
**Plan Sponsor:** Cement Masons Local 780 Pension Fund

CEMENT MASONS LOCAL 780 PENSION FUND  
 SCHEDULE R LINE 13e - INFORMATION ON CONTRIBUTION RATES AND BASE UNITS  
 EIN: 13-1626710  
 DECEMBER 31, 2024

Journeyman Pension Rates		<b><u>Local 780 Pention Rates</u></b>	
	<b><u>Year</u></b>	<b><u>Straight</u></b>	<b><u>Base Unit</u></b>
Pension Rates	7/1/2023	\$ 9.25	Hourly
	7/1/2024	\$ 9.25	Hourly

Local 780 50% (1st Year) Apprentice Pension Rates		<b><u>Local 780 Pention Rates (After 7/1/2016)</u></b>	
	<b><u>Year</u></b>	<b><u>Straight</u></b>	<b><u>Base Unit</u></b>
	7/1/2023	\$ 4.50	Hourly
	7/1/2024	\$ 4.50	Hourly

Local 780 60% (2nd Year) Apprentice Pension Rates		<b><u>Local 780 Pention Rates (After 7/1/2016)</u></b>	
	<b><u>Year</u></b>	<b><u>Straight</u></b>	<b><u>Base Unit</u></b>
	7/1/2023	\$ 4.50	Hourly
	7/1/2024	\$ 4.50	Hourly

Local 780 70% (3rd Year) Apprentice Pension Rates		<b><u>Local 780 Pention Rates (After 7/1/2016)</u></b>	
	<b><u>Year</u></b>	<b><u>Straight</u></b>	<b><u>Base Unit</u></b>
	7/1/2023	\$ 4.50	Hourly
	7/1/2024	\$ 4.50	Hourly

Local 780 Residential Journeymen Pension Rates		<b><u>Local 780 Pention Rates</u></b>	
	<b><u>Year</u></b>	<b><u>Straight</u></b>	<b><u>Base Unit</u></b>
	7/1/2023	\$ 9.25	Hourly
	7/1/2024	\$ 9.25	Hourly

Local 780 Residential Pension Rates		<b><u>Local 780 Pention Rates</u></b>	
	<b><u>Year</u></b>	<b><u>Straight</u></b>	<b><u>Base Unit</u></b>
	7/1/2023	\$ 4.50	Hourly
	7/1/2024	\$ 4.50	Hourly

Local 780 Nassua Suffolk Journeymen Pension Rates		<b><u>Local 780 Pention Rates</u></b>	
	<b><u>Year</u></b>	<b><u>Straight</u></b>	<b><u>Base Unit</u></b>
	7/1/2023	\$ 9.25	Hourly
	7/1/2024	\$ 9.25	Hourly

Local 780 Nassua Suffolk Residential Pension Rates		<b><u>Local 780 Pention Rates</u></b>	
	<b><u>Year</u></b>	<b><u>Straight</u></b>	<b><u>Base Unit</u></b>
	7/1/2023	\$ 4.50	Hourly
	7/1/2024	\$ 4.50	Hourly

Local 780 Nassua Suffolk 50% (1st Year) Apprentice Pension Rates		<b><u>Local 780 Pention Rates (After 7/1/2016)</u></b>	
	<b><u>Year</u></b>	<b><u>Straight</u></b>	<b><u>Base Unit</u></b>
	7/1/2023	\$ 4.50	Hourly
	7/1/2024	\$ 4.50	Hourly

CEMENT MASONS LOCAL 780 PENSION FUND  
 SCHEDULE R LINE 13e - INFORMATION ON CONTRIBUTION RATES AND BASE UNITS  
 EIN: 13-1626710  
 DECEMBER 31, 2024

Local 780	<b><u>Local 780 Pention Rates (After 7/1/2016)</u></b>		
Nassau Suffolk 60% (2nd Year) Apprentice	<b><u>Year</u></b>	<b><u>Straight</u></b>	<b><u>Base Unit</u></b>
Pension Rates	7/1/2023	\$ 4.50	Hourly
	7/1/2024	\$ 4.50	Hourly

Local 780	<b><u>Local 780 Pention Rates (After 7/1/2016)</u></b>		
Nassau Suffolk 70% (3rd Year) Apprentice	<b><u>Year</u></b>	<b><u>Straight</u></b>	<b><u>Base Unit</u></b>
Pension Rates	7/1/2023	\$ 4.50	Hourly
	7/1/2024	\$ 4.50	Hourly

Local 780	<b><u>Local 780 Pention Rates</u></b>		
Empire Outlet	<b><u>Year</u></b>	<b><u>Straight</u></b>	<b><u>Base Unit</u></b>
Pension Rates	7/1/2023	\$ 4.50	Hourly
	7/1/2024	\$ 4.50	Hourly

**Form 5500**

Department of the Treasury  
Internal Revenue Service

Department of Labor  
Employee Benefits Security  
Administration

Pension Benefit Guaranty Corporation

**Annual Return/Report of Employee Benefit Plan**

This form is required to be filed for employee benefit plans under sections 104 and 4065 of the Employee Retirement Income Security Act of 1974 (ERISA) and sections 6057(b) and 6058(a) of the Internal Revenue Code (the Code).

▶ **Complete all entries in accordance with the instructions to the Form 5500.**

OMB Nos. 1210 - 0110  
1210 - 0089

**2024**

**This Form is Open to Public Inspection**

**Part I Annual Report Identification Information**

For calendar plan year 2024 or fiscal plan year beginning **01/01/2024** and ending **12/31/2024**


- A** This return/report is for:  a multiemployer plan  a multiple-employer plan (filers checking this box must provide participating employer information in accordance with the form instructions.)
- B** This return/report is:  a single-employer plan  a DFE (specify) \_\_\_\_\_  
 the first return/report  the final return/report  
 an amended return/report  a short plan year return/report (less than 12 months)
- C** If the plan is a collectively-bargained plan, check here
- D** Check box if filing under:  Form 5558  automatic extension  the DFVC program
- E** If this is a retroactively adopted plan permitted by SECURE Act section 201, check here

**Part II Basic Plan Information - enter all requested information**

<b>1a</b> Name of plan CEMENT MASONS LOCAL 780 PENSION FUND		<b>1b</b> Three-digit plan number (PN) ▶	001
<b>2a</b> Plan sponsor's name (employer, if for a single-employer plan) Mailing address (include room, apt., suite no. and street, or P.O. Box) City or town, state or province, country, and ZIP or foreign postal code (if foreign, see instructions) CEMENT MASONS LOCAL 780 PENSION FUND  1406 BLONDELL AVE, 2ND FLOOR  BRONX NY 10461-2623		<b>1c</b> Effective date of plan	09/01/1950
		<b>2b</b> Employer Identification Number (EIN)	13-1626710
		<b>2c</b> Plan Sponsor's telephone number	516-775-2280
		<b>2d</b> Business code (see instructions)	238900

**Caution: A penalty for the late or incomplete filing of this return/report will be assessed unless reasonable cause is established.**

Under penalties of perjury and other penalties set forth in the instructions, I declare that I have examined this return/report, including accompanying schedules, statements and attachments, as well as the electronic version of this return/report, and to the best of my knowledge and belief, it is true, correct, and complete.

SIGN HERE		10-9-2025	MICHAEL RENDINA
	Signature of plan administrator	Date	Enter name of individual signing as plan administrator
SIGN HERE	Kevin O'Brien	10-9-2025	KEVIN O'BRIEN
	Signature of employer/plan sponsor	Date	Enter name of individual signing as employer or plan sponsor
SIGN HERE			
	Signature of DFE	Date	Enter name of individual signing as DFE

For Paperwork Reduction Act Notice, see the Instructions for Form 5500.

Form 5500 (2024)  
v. 240311

CEMENT MASONS LOCAL 780 PENSION FUND  
SCHEDULE H (FORM 5500) LINE 4i  
SCHEDULE OF ASSETS HELD FOR INVESTMENT PURPOSES AT END OF YEAR  
EIN: 13-1626710, PLAN 001  
DECEMBER 31, 2024

CATEGORY 1 - 5% TRANSACTIONS BY SECURITY - SINGLE TRANSACTION

TRANCD	TRADE DATE	THEO SET DATE	UNITS	PRICE	GROSS AMOUNT	EXPENSES	CASH	HISTORICAL COST OF ASSET	HISTORICAL GAIN/LOSS	QUALIFYING PERCENTAGE
CASH EQUIVALENTS										
AB2006208	DREYFUS GOVERNMENT CASH MANAGEMENT									
BUY	05/15/24	05/15/24	17,208,011.31	1.00	17,208,011		17,208,011	17,208,011		18.30%
SELL	05/16/24	05/16/24	17,208,011.31	1.00	17,208,011		17,208,011	17,208,011		18.30%
BUY	10/25/24	10/25/24	6,004,679.35	1.00	6,004,679		6,004,679	6,004,679		6.38%
SELL	10/28/24	10/28/24	6,004,679.35	1.00	6,004,679		6,004,679	6,004,679		6.38%
4812A2835	JPMORGAN 100% US TREASURY MONEY MARKET									
SELL	01/19/24	01/19/24	5,955,165.00	1.00	5,955,165		5,955,165	5,955,165		6.33%
BUY	10/23/24	10/23/24	10,679,835.15	1.00	10,679,835		10,679,835	10,679,835		11.36%
SELL	10/25/24	10/25/24	11,004,972.94	1.00	11,004,973		11,004,973	11,004,973		11.70%
103091412	LV LARGE CAP 1000 GROWTH INDEX FD									
BUY	05/16/24	05/16/24	28,401.25	605.89	17,208,011		17,208,011	17,208,011		18.30%

See independent auditors' report.

CEMENT MASONS LOCAL 780 PENSION FUND  
SCHEDULE H (FORM 5500) LINE 4i  
SCHEDULE OF ASSETS HELD FOR INVESTMENT PURPOSES AT END OF YEAR  
EIN: 13-1626710, PLAN 001  
DECEMBER 31, 2024

-----  
CATEGORY 2 - 5% TRANSACTIONS BY BROKER - SERIES  
-----

TRANCD	TRADE DATE	THEO SET DATE	UNITS	PRICE	GROSS AMOUNT	EXPENSES	CASH	HISTORICAL COST OF ASSET	HISTORICAL GAIN/LOSS	QUALIFYING PERCENTAGE
GOLDMAN, SACHS & CO.				- 0005			QUALIFYING PERCENTAGE		11.58%	
02553E106	AMERICAN EAGLE OUTFITTERS INC									
	BUY	09/26/24 09/27/24	2,107.00	21.05	44,355	64	44,419	44,419		
	BUY	09/27/24 09/30/24	1,702.00	21.88	37,234	51	37,285	37,285		
	SELL	10/22/24 10/23/24	13,700.00	19.78	271,001	418	270,583	301,148	30,565-	
	SECURITY TOTAL					533	352,287	382,852	30,565-	
038336103	APTARGROUP INC									
	SELL	10/22/24 10/23/24	1,770.00	165.48	292,903	61	292,842	282,165	10,677	
053611109	AVERY DENNISON CORP									
	SELL	09/26/24 09/27/24	191.00	221.25	42,259	7	42,252	35,454	6,798	
	SELL	09/27/24 09/30/24	229.00	222.75	51,010	8	51,002	42,508	8,494	
	SELL	09/30/24 10/01/24	317.00	220.64	69,944	12	69,932	58,843	11,089	
	SELL	10/01/24 10/02/24	63.00	219.59	13,834	2	13,832	11,694	2,138	
	SECURITY TOTAL					29	177,018	148,499	28,519	
05550J101	BJ'S WHOLESALE CLUB HOLDINGS									
	SELL	03/20/24 03/22/24	827.00	77.43	64,033	25	64,008	64,016	8-	
	SELL	03/22/24 03/26/24	330.00	77.70	25,640	10	25,630	25,544	86	
	SECURITY TOTAL					35	89,638	89,560	78	
09857LAR9	BOOKING HOLDINGS INC 4.625%		04/13/2030							
	BUY	08/27/24 08/28/24	195,000.00	101.51	197,948		197,948	197,948		
099502106	BOOZ ALLEN HAMILTON HOLDING									
	SELL	10/22/24 10/23/24	1,700.00	161.64	274,793	59	274,734	126,101	148,633	
11135FAQ4	BROADCOM INC 4.15%		11/15/30							
	BUY	02/09/24 02/13/24	115,000.00	94.03	108,137		108,137	108,137		
115236101	BROWN & BROWN INC									
	SELL	10/22/24 10/23/24	2,500.00	105.08	262,690	82	262,608	176,789	85,819	
116794108	BRUKER CORP									
	SELL	06/04/24 06/05/24	438.00	63.61	27,863	14	27,849	33,990	6,141-	
	SELL	06/05/24 06/06/24	398.00	63.76	25,378	13	25,365	30,886	5,521-	
	SELL	06/06/24 06/07/24	1,158.00	64.66	74,875	37	74,838	89,864	15,026-	
	SECURITY TOTAL					64	128,052	154,740	26,688-	
147528103	CASEY'S GEN STORES INC									
	SELL	10/22/24 10/23/24	890.00	389.47	346,627	36	346,591	281,977	64,614	
159864107	CHARLES RIVER LABORATORIES									
	SELL	10/22/24 10/23/24	1,275.00	187.81	239,463	44	239,419	129,582	109,837	
171340102	CHURCH & DWIGHT INC									
	SELL	10/22/24 10/23/24	2,480.00	102.06	253,115	81	253,034	67,695	185,339	
216648501	COOPER COS INC COM									

See independent auditors' report.

CEMENT MASONS LOCAL 780 PENSION FUND  
SCHEDULE H (FORM 5500) LINE 4i  
SCHEDULE OF ASSETS HELD FOR INVESTMENT PURPOSES AT END OF YEAR  
EIN: 13-1626710, PLAN 001  
DECEMBER 31, 2024

CATEGORY 2 - 5% TRANSACTIONS BY BROKER - SERIES  
-----

TRANCD	TRADE DATE	THEO SET DATE	UNITS	PRICE	GROSS AMOUNT	EXPENSES	CASH	HISTORICAL COST OF ASSET	HISTORICAL GAIN/LOSS	QUALIFYING PERCENTAGE
GOLDMAN, SACHS & CO.				- 0005	(CONT)				QUALIFYING PERCENTAGE	11.58%
216648501	COOPER COS INC COM				(CONT)					
	SELL 10/22/24	10/23/24	2,680.00	105.34	282,312	88	282,224	70,414	211,810	
217204106	COPART INC									
	SELL 10/22/24	10/23/24	9,800.00	51.92	508,839	309	508,530	106,643	401,887	
224408104	CRANE COMPANY COMMON STOCK									
	SELL 10/22/24	10/23/24	1,860.00	149.89	278,800	64	278,736	163,447	115,289	
231561101	CURTISS WRIGHT CORP									
	SELL 10/22/24	10/23/24	1,000.00	355.36	355,362	40	355,322	278,121	77,201	
243537107	DECKERS OUTDOOR CORP									
	SELL 03/20/24	03/22/24	220.00	903.73	198,821	8	198,813	60,151	138,662	
	SELL 04/16/24	04/18/24	50.00	815.59	40,780	2	40,778	13,671	27,107	
	SELL 10/22/24	10/23/24	1,980.00	155.53	307,942	68	307,874	90,227	217,647	
	SECURITY TOTAL					78	547,465	164,049	383,416	
249906108	DESCARTES SYSTEMS GROUP									
	SELL 10/22/24	10/23/24	2,300.00	106.33	244,566	76	244,490	216,620	27,870	
254543101	DIODES INC									
	SELL 01/17/24	01/19/24	5.00	67.68	338		338	197	141	
268150109	DYNATRACE INC									
	BUY 01/17/24	01/19/24	343.00	55.48	19,030	10	19,040	19,040		
	BUY 01/18/24	01/22/24	941.00	56.37	53,042	28	53,070	53,070		
	BUY 08/14/24	08/15/24	1,000.00	47.64	47,643	30	47,673	47,673		
	SELL 10/22/24	10/23/24	5,500.00	53.72	295,459	173	295,286	299,507	4,221-	
	SECURITY TOTAL					241	415,069	419,290	4,221-	
29084Q100	EMCOR GROUP INC									
	SELL 04/16/24	04/18/24	57.00	345.09	19,670	2	19,668	8,744	10,924	
	SELL 04/17/24	04/19/24	92.00	339.71	31,253	3	31,250	14,113	17,137	
	SELL 10/22/24	10/23/24	715.00	449.24	321,205	31	321,174	109,679	211,495	
	SECURITY TOTAL					36	372,092	132,536	239,556	
29250NAZ8	ENBRIDGE INC 3.125% 11/15/2029									
	SELL 06/04/24	06/05/24	115,000.00	90.64	104,231		104,231	120,685	16,454-	
29362U104	ENTEGRIS INC									
	SELL 07/12/24	07/15/24	71.00	144.80	10,281	3	10,278	5,776	4,502	
	SELL 09/26/24	09/27/24	958.00	116.29	111,409	32	111,377	77,936	33,441	
	SELL 09/27/24	09/30/24	236.00	115.60	27,281	8	27,273	19,199	8,074	
	SELL 09/30/24	10/01/24	276.00	112.13	30,947	9	30,938	22,453	8,485	
	SECURITY TOTAL					52	179,866	125,364	54,502	
G3323L100	FABRINET									

See independent auditors' report.

CEMENT MASONS LOCAL 780 PENSION FUND  
SCHEDULE H (FORM 5500) LINE 4i  
SCHEDULE OF ASSETS HELD FOR INVESTMENT PURPOSES AT END OF YEAR  
EIN: 13-1626710, PLAN 001  
DECEMBER 31, 2024

-----  
CATEGORY 2 - 5% TRANSACTIONS BY BROKER - SERIES  
-----

TRANCD	TRADE DATE	THEO SET DATE	UNITS	PRICE	GROSS AMOUNT	EXPENSES	CASH	HISTORICAL COST OF ASSET	HISTORICAL GAIN/LOSS	QUALIFYING PERCENTAGE
GOLDMAN, SACHS & CO.				- 0005	(CONT)			QUALIFYING PERCENTAGE		11.58%
G3323L100	FABRINET				(CONT)					
SELL	10/22/24	10/23/24	1,100.00	244.35	268,780	41	268,739	209,603	59,136	
303075105	FACTSET RESEARCH SYSTEMS INC.									
SELL	10/22/24	10/23/24	500.00	464.90	232,449	21	232,428	211,778	20,650	
35671DCFO	FREEPORT-MCMORAN INC 4.25% 03/01/30									
BUY	05/15/24	05/17/24	115,000.00	94.10	108,218		108,218	108,218		
38151LAF7	GOLDMAN SACHS BK USA VAR 03/18/2027									
BUY	04/17/24	04/19/24	190,000.00	99.47	188,989		188,989	188,989		
40637H109	HALOZYME TRERRAPEUTICS INC									
SELL	10/22/24	10/23/24	4,630.00	51.54	238,638	145	238,493	274,286	35,793-	
436440101	HOLOGIC INC									
BUY	08/14/24	08/15/24	930.00	81.05	75,380	28	75,408	75,408		
SELL	10/22/24	10/23/24	3,230.00	81.24	262,393	104	262,289	266,333	4,044-	
SECURITY TOTAL						132	337,697	341,741	4,044-	
592688105	METTLER-TOLEDO INTL INC									
SELL	06/04/24	06/05/24	84.00	1404.14	117,948	6	117,942	22,311	95,631	
SELL	06/05/24	06/06/24	107.00	1427.98	152,794	7	152,787	28,420	124,367	
SELL	06/06/24	06/07/24	109.00	1450.75	158,132	7	158,125	28,951	129,174	
SECURITY TOTAL						20	428,854	79,682	349,172	
609839105	MONOLITHIC POWER SYSTEMS INC									
SELL	09/26/24	09/27/24	70.00	925.08	64,756	4	64,752	5,628	59,124	
SELL	10/22/24	10/23/24	310.00	871.78	270,252	17	270,235	24,922	245,313	
SECURITY TOTAL						21	334,987	30,550	304,437	
G6700G107	NVENT ELECTRIC PLC									
SELL	07/08/24	07/09/24	72.00	76.52	5,509	2	5,507	4,152	1,355	
SELL	07/09/24	07/10/24	50.00	76.72	3,836	1	3,835	2,883	952	
SELL	07/10/24	07/11/24	184.00	78.02	14,356	7	14,349	10,611	3,738	
SELL	07/11/24	07/12/24	101.00	79.02	7,981	3	7,978	5,824	2,154	
SELL	07/12/24	07/15/24	63.00	79.26	4,993	2	4,991	3,633	1,358	
SELL	10/22/24	10/23/24	3,530.00	73.77	260,403	113	260,290	203,564	56,726	
SECURITY TOTAL						128	296,950	230,667	66,283	
683344105	ONTO INNOVATION INC									
BUY	07/12/24	07/15/24	197.00	229.33	45,178	5	45,183	45,183		
BUY	07/15/24	07/16/24	653.00	229.71	150,003	19	150,022	150,022		
BUY	07/16/24	07/17/24	320.00	232.79	74,493	10	74,503	74,503		
BUY	08/14/24	08/15/24	120.00	199.62	23,955	3	23,958	23,958		
SELL	10/22/24	10/23/24	1,290.00	206.37	266,216	46	266,170	293,667	27,497-	

See independent auditors' report.

CEMENT MASONS LOCAL 780 PENSION FUND  
SCHEDULE H (FORM 5500) LINE 4i  
SCHEDULE OF ASSETS HELD FOR INVESTMENT PURPOSES AT END OF YEAR  
EIN: 13-1626710, PLAN 001  
DECEMBER 31, 2024

CATEGORY 2 - 5% TRANSACTIONS BY BROKER - SERIES  
-----

TRANCD	TRADE DATE	THEO SET DATE	UNITS	PRICE	GROSS AMOUNT	EXPENSES	CASH	HISTORICAL COST OF ASSET	HISTORICAL GAIN/LOSS	QUALIFYING PERCENTAGE
GOLDMAN, SACHS & CO.				- 0005	(CONT)				QUALIFYING PERCENTAGE	11.58%
683344105	ONTO INNOVATION INC				(CONT)					
					SECURITY TOTAL	83	559,836	587,333	27,497-	
70432V102	PAYCOM SOFTWARE INC									
	BUY 03/15/24	03/19/24	8.00	187.89	1,503		1,503	1,503		
	SELL 04/16/24	04/18/24	488.00	190.51	92,969	15	92,954	54,174	38,780	
	SELL 04/17/24	04/19/24	167.00	189.36	31,623	5	31,618	18,539	13,079	
					SECURITY TOTAL	20	126,075	74,216	51,859	
70975L107	PENUMBRA INC									
	SELL 10/22/24	10/23/24	1,400.00	205.28	287,396	50	287,346	271,286	16,060	
71375U101	PERFICIENT INC									
	SELL 04/24/24	04/26/24	272.00	45.13	12,275	8	12,267	25,303	13,036-	
	SELL 04/25/24	04/29/24	367.00	43.25	15,874	12	15,862	34,140	18,278-	
	SELL 04/26/24	04/30/24	203.00	43.41	8,812	7	8,805	18,884	10,079-	
	SELL 04/29/24	05/01/24	90.00	43.64	3,928	3	3,925	8,372	4,447-	
					SECURITY TOTAL	30	40,859	86,699	45,840-	
73278L105	POOL CORPORATION									
	SELL 10/22/24	10/23/24	1,100.00	351.13	386,245	43	386,202	119,049	267,153	
69370C100	PTC INC									
	BUY 07/12/24	07/15/24	421.00	183.18	77,119	13	77,132	77,132		
	BUY 07/15/24	07/16/24	622.00	183.57	114,179	18	114,197	114,197		
	BUY 07/16/24	07/17/24	296.00	184.79	54,699	8	54,707	54,707		
	SELL 10/22/24	10/23/24	1,430.00	183.45	262,334	50	262,284	262,780	496-	
					SECURITY TOTAL	89	508,320	508,816	496-	
74758T303	QUALYS INC									
	SELL 02/02/24	02/06/24	50.00	188.10	9,405	1	9,404	4,587	4,817	
	SELL 02/05/24	02/07/24	260.00	170.96	44,449	9	44,440	23,850	20,590	
					SECURITY TOTAL	10	53,844	28,437	25,407	
754730109	RAYMOND JAMES FINL INC COM									
	BUY 08/14/24	08/15/24	330.00	114.82	37,891	10	37,901	37,901		
78709Y105	SAIA INC.									
	SELL 01/17/24	01/19/24	85.00	430.66	36,606	3	36,603	23,190	13,413	
	SELL 03/07/24	03/11/24	70.00	602.70	42,189	3	42,186	19,098	23,088	
					SECURITY TOTAL	6	78,789	42,288	36,501	

See independent auditors' report.

CEMENT MASONS LOCAL 780 PENSION FUND  
SCHEDULE H (FORM 5500) LINE 4i  
SCHEDULE OF ASSETS HELD FOR INVESTMENT PURPOSES AT END OF YEAR  
EIN: 13-1626710, PLAN 001  
DECEMBER 31, 2024

-----  
CATEGORY 2 - 5% TRANSACTIONS BY BROKER - SERIES  
-----

TRANCD	TRADE DATE	THEO SET DATE	UNITS	PRICE	GROSS AMOUNT	EXPENSES	CASH	HISTORICAL COST OF ASSET	HISTORICAL GAIN/LOSS	QUALIFYING PERCENTAGE
GOLDMAN, SACHS & CO.				-	0005	(CONT)			QUALIFYING PERCENTAGE	11.58%
866674104	SUN COMMUNITIES INC									
	SELL 02/02/24	02/06/24	111.00	127.82	14,188	4	14,184	15,717	1,533-	
	SELL 02/05/24	02/07/24	214.00	124.31	26,602	7	26,595	30,302	3,707-	
	SELL 02/06/24	02/08/24	273.00	124.29	33,931	8	33,923	38,656	4,733-	
	SELL 02/07/24	02/09/24	92.00	124.74	11,476	3	11,473	13,027	1,554-	
					SECURITY TOTAL	22	86,175	97,702	11,527-	
87612BBS0	TARGA RES PARTNERS 4.875% 02/01/2031									
	BUY 01/18/24	01/22/24	110,000.00	95.47	105,013		105,013	105,013		
89788MAE2	TRUIST FINL CORP FR VAR 06/07/2029									
	SELL 05/09/24	05/13/24	90,000.00	86.52	77,866		77,866	89,531	11,665-	
98138HAH4	WORKDAY INC SR 3.7% 04/01/2029									
	SELL 01/18/24	01/22/24	105,000.00	94.99	99,738		99,738	105,028	5,290-	
					BROKER TOTAL	2,879	10,893,990	7,772,224	3,121,766	

See independent auditors' report.

CEMENT MASONS LOCAL 780 PENSION FUND  
SCHEDULE H (FORM 5500) LINE 4i  
SCHEDULE OF ASSETS HELD FOR INVESTMENT PURPOSES AT END OF YEAR  
EIN: 13-1626710, PLAN 001  
DECEMBER 31, 2024

-----  
CATEGORY 2 - 5% TRANSACTIONS BY BROKER - SERIES  
-----

TRANCD	TRADE DATE	THEO SET DATE	UNITS	PRICE	GROSS AMOUNT	EXPENSES	CASH	HISTORICAL COST OF ASSET	HISTORICAL GAIN/LOSS	QUALIFYING PERCENTAGE
PIPER JAFFRAY & CO.				-	69444				QUALIFYING PERCENTAGE	17.92%
002824100	ABBOTT LABORATORIES									
	SELL 05/13/24	05/15/24	6,706.00	104.77	702,595	73	702,522	607,522	95,000	
G1151C101	ACCENTURE PLC CLASS A									
	SELL 05/13/24	05/15/24	1,869.00	308.12	575,868	24	575,844	137,824	438,020	
00724F101	ADOBE INC									
	SELL 05/13/24	05/15/24	1,127.00	485.86	547,561	16	547,545	244,303	303,242	
009066101	AIRBNB INC COM CL A									
	SELL 05/13/24	05/15/24	4,650.00	146.79	682,573	52	682,521	687,624	5,103-	
016255101	ALIGN TECHNOLOGY INC									
	SELL 05/13/24	05/15/24	546.00	271.68	148,340	7	148,333	80,994	67,339	
02079K107	ALPHABET INC CAP STK CL C									
	SELL 05/13/24	05/15/24	8,321.00	168.84	1,404,934	94	1,404,840	245,194	1,159,646	
023135106	AMAZON COM INC									
	SELL 05/13/24	05/15/24	9,788.00	185.96	1,820,145	112	1,820,033	1,341,443	478,590	
052769106	AUTODESK INC									
	SELL 05/13/24	05/15/24	2,124.00	216.78	460,434	25	460,409	400,107	60,302	
532457108	ELI LILLY & CO COM									
	SELL 05/13/24	05/15/24	272.00	754.38	205,191	4	205,187	163,709	41,478	
366651107	GARTNER INC									
	SELL 05/13/24	05/15/24	856.00	439.48	376,197	12	376,185	90,449	285,736	
57636Q104	MASTERCARD INC-CLASS A									
	SELL 05/13/24	05/15/24	1,881.00	457.32	860,211	26	860,185	283,496	576,689	
594918104	MICROSOFT CORP									
	SELL 05/13/24	05/15/24	4,181.00	414.69	1,733,817	56	1,733,761	870,677	863,084	
64110L106	NETFLIX INC.									
	SELL 05/13/24	05/15/24	1,761.00	614.58	1,082,282	26	1,082,256	697,446	384,810	
654106103	NIKE INC. CLASS B									
	SELL 05/13/24	05/15/24	4,279.00	91.93	393,369	46	393,323	253,069	140,254	
670100205	NOVO-NORDISK A/S-SPONS ADR									
	SELL 05/13/24	05/15/24	3,334.00	132.96	443,287	37	443,250	326,525	116,725	
70432V102	PAYCOM SOFTWARE INC									
	BUY 03/26/24	03/28/24	14.00	190.40	2,666		2,666	2,666		
	SELL 05/13/24	05/15/24	999.00	175.39	175,211	11	175,200	189,978	14,778-	
SECURITY TOTAL						11	177,866	192,644	14,778-	

See independent auditors' report.

CEMENT MASONS LOCAL 780 PENSION FUND  
SCHEDULE H (FORM 5500) LINE 4i  
SCHEDULE OF ASSETS HELD FOR INVESTMENT PURPOSES AT END OF YEAR  
EIN: 13-1626710, PLAN 001  
DECEMBER 31, 2024

CATEGORY 2 - 5% TRANSACTIONS BY BROKER - SERIES  
-----

TRANCD	TRADE DATE	THEO SET DATE	UNITS	PRICE	GROSS AMOUNT	EXPENSES	CASH	HISTORICAL COST OF ASSET	HISTORICAL GAIN/LOSS	QUALIFYING PERCENTAGE
PIPER JAFFRAY & CO.				- 69444	(CONT)				QUALIFYING PERCENTAGE	17.92%
79466L302	SALESFORCE INC COM									
	SELL 05/13/24	05/15/24	3,262.00	276.79	902,883	40	902,843	586,493	316,350	
81762P102	SERVICENOW INC									
	SELL 05/13/24	05/15/24	1,167.00	725.53	846,695	19	846,676	391,594	455,082	
883556102	THERMO FISHER SCIENTIFIC INC COM									
	BUY 03/07/24	03/11/24	90.00	596.05	53,644	2	53,646	53,646		
	BUY 03/07/24	03/11/24	47.00	595.33	27,980	1	27,981	27,981		
	BUY 03/08/24	03/12/24	18.00	599.99	10,800		10,800	10,800		
	BUY 03/08/24	03/12/24	98.00	598.65	58,668		58,668	58,668		
	BUY 03/11/24	03/13/24	14.00	597.75	8,369		8,369	8,369		
	BUY 03/11/24	03/13/24	111.00	596.02	66,158	1	66,159	66,159		
883556102	THERMO FISHER SCIENTIFIC INC COM				(CONT)					
	SELL 05/13/24	05/15/24	1,445.00	590.70	853,564	21	853,543	826,864	26,679	
SECURITY TOTAL						25	1,079,166	1,052,487	26,679	
91324P102	UNITEDHEALTH GROUP INC									
	SELL 05/13/24	05/15/24	1,051.00	509.89	535,892	15	535,877	330,408	205,469	
92826C839	VISA INC. CLASS A									
	SELL 05/13/24	05/15/24	3,580.00	279.69	1,001,307	44	1,001,263	420,967	580,296	
98138H101	WORKDAY INC CLASS A									
	SELL 05/13/24	05/15/24	1,388.00	247.11	342,993	17	342,976	307,819	35,157	
98978V103	ZOETIS INC									
	SELL 05/13/24	05/15/24	3,150.00	168.68	531,338	36	531,302	361,704	169,598	
BROKER TOTAL						817	16,854,163	10,074,498	6,779,665	
CATEGORY TOTAL						4,084	32,811,116	21,445,667	11,365,449	

See independent auditors' report.

CEMENT MASONS LOCAL 780 PENSION FUND  
SCHEDULE H (FORM 5500) LINE 4i  
SCHEDULE OF ASSETS HELD FOR INVESTMENT PURPOSES AT END OF YEAR  
EIN: 13-1626710, PLAN 001  
DECEMBER 31, 2024

CATEGORY 3 - 5% TRANSACTIONS BY SECURITY - SERIES

TRANCD	TRADE DATE	THEO SET DATE	UNITS	PRICE	GROSS AMOUNT	EXPENSES	CASH	HISTORICAL COST OF ASSET	HISTORICAL GAIN/LOSS	QUALIFYING PERCENTAGE
CASH EQUIVALENTS										
AB2006208	DREYFUS GOVERNMENT CASH MANAGEMENT									49.38%
BUY	05/15/24	05/15/24	17,208,011.31	1.00	17,208,011		17,208,011	17,208,011		
BUY	06/03/24	06/03/24	2,441.70	1.00	2,442		2,442	2,442		
BUY	06/05/24	06/05/24	4,845.49	1.00	4,845		4,845	4,845		
BUY	06/18/24	06/18/24	47.02	1.00	47		47	47		
BUY	07/02/24	07/02/24	1.83	1.00	2		2	2		
BUY	07/03/24	07/03/24	2.13	1.00	2		2	2		
BUY	07/16/24	07/16/24	0.04	1.00	0		0	0		
BUY	08/12/24	08/12/24	4.64	1.00	5		5	5		
BUY	08/12/24	08/12/24	1.95	1.00	2		2	2		
BUY	08/12/24	08/12/24	65.33	1.00	65		65	65		
BUY	08/12/24	08/12/24	404.80	1.00	405		405	405		
BUY	09/03/24	09/03/24	0.02	1.00	0		0	0		
BUY	09/03/24	09/03/24	0.12	1.00	0		0	0		
BUY	10/25/24	10/25/24	6,004,679.35	1.00	6,004,679		6,004,679	6,004,679		
BUY	11/01/24	11/01/24	2,349.42	1.00	2,349		2,349	2,349		
BUY	11/13/24	11/13/24	49.23	1.00	49		49	49		
BUY	12/02/24	12/02/24	1.28	1.00	1		1	1		
BUY	12/23/24	12/23/24	0.04	1.00	0		0	0		
			SUB-TOTAL BUYS	TXN CNT:	18		23,222,904	23,222,904		
SELL	05/16/24	05/16/24	17,208,011.31	1.00	17,208,011		17,208,011	17,208,011		
SELL	06/06/24	06/06/24	7,287.19	1.00	7,287		7,287	7,287		
SELL	06/28/24	06/28/24	47.02	1.00	47		47	47		
SELL	07/09/24	07/09/24	3.96	1.00	4		4	4		
SELL	08/14/24	08/14/24	4.63	1.00	5		5	5		
SELL	08/14/24	08/14/24	1.95	1.00	2		2	2		
SELL	08/14/24	08/14/24	64.60	1.00	65		65	65		
SELL	08/14/24	08/14/24	396.95	1.00	397		397	397		
SELL	08/16/24	08/16/24	0.78	1.00	1		1	1		
SELL	08/16/24	08/16/24	7.89	1.00	8		8	8		
SELL	09/30/24	09/30/24	0.02	1.00	0		0	0		
SELL	10/28/24	10/28/24	6,004,679.35	1.00	6,004,679		6,004,679	6,004,679		
SELL	11/05/24	11/05/24	2,349.42	1.00	2,349		2,349	2,349		
SELL	11/18/24	11/18/24	49.23	1.00	49		49	49		
SELL	12/04/24	12/04/24	1.28	1.00	1		1	1		
			SUB-TOTAL SELLS	TXN CNT:	15		23,222,905	23,222,905		
			SECURITY TOTAL	TXN CNT:	33		46,445,809	46,445,809		
4812A2835	JPMORGAN 100% US TREASURY MONEY MARKET									44.19%
BUY	01/02/24	01/02/24	1,411.41	1.00	1,411		1,411	1,411		

See independent auditors' report.

CEMENT MASONS LOCAL 780 PENSION FUND  
SCHEDULE H (FORM 5500) LINE 4i  
SCHEDULE OF ASSETS HELD FOR INVESTMENT PURPOSES AT END OF YEAR  
EIN: 13-1626710, PLAN 001  
DECEMBER 31, 2024

CATEGORY 3 - 5% TRANSACTIONS BY SECURITY - SERIES

TRANCD	TRADE DATE	THEO SET DATE	UNITS	PRICE	GROSS AMOUNT	EXPENSES	CASH	HISTORICAL COST OF ASSET	HISTORICAL GAIN/LOSS	QUALIFYING PERCENTAGE
CASH EQUIVALENTS (CONT)										
4812A2835	JPMORGAN	100%	US TREASURY	MONEY MARKET	(CONT)					44.19%
BUY	01/02/24	01/02/24	3,066.94	1.00	3,067		3,067	3,067		
BUY	01/02/24	01/02/24	309.66	1.00	310		310	310		
BUY	01/02/24	01/02/24	1,787,878.16	1.00	1,787,878		1,787,878	1,787,878		
BUY	01/03/24	01/03/24	2,007,482.43	1.00	2,007,482		2,007,482	2,007,482		
BUY	01/08/24	01/08/24	3.29	1.00	3		3	3		
BUY	01/16/24	01/16/24	9,031.05	1.00	9,031		9,031	9,031		
BUY	01/16/24	01/16/24	285.25	1.00	285		285	285		
BUY	01/16/24	01/16/24	2,519.20	1.00	2,519		2,519	2,519		
BUY	01/17/24	01/17/24	728.67	1.00	729		729	729		
BUY	01/19/24	01/19/24	266,221.22	1.00	266,221		266,221	266,221		
BUY	01/19/24	01/19/24	94,687.85	1.00	94,688		94,688	94,688		
BUY	01/22/24	01/22/24	54,674.37	1.00	54,674		54,674	54,674		
BUY	01/25/24	01/25/24	4,789.20	1.00	4,789		4,789	4,789		
BUY	01/26/24	01/26/24	510.00	1.00	510		510	510		
BUY	01/30/24	01/30/24	1,450.00	1.00	1,450		1,450	1,450		
BUY	01/31/24	01/31/24	32,375.00	1.00	32,375		32,375	32,375		
BUY	01/31/24	01/31/24	198.00	1.00	198		198	198		
BUY	02/01/24	02/01/24	5,754.03	1.00	5,754		5,754	5,754		
BUY	02/01/24	02/01/24	2,114.47	1.00	2,114		2,114	2,114		
BUY	02/01/24	02/01/24	2,003.17	1.00	2,003		2,003	2,003		
BUY	02/01/24	02/01/24	14,157.34	1.00	14,157		14,157	14,157		
BUY	02/02/24	02/02/24	760.00	1.00	760		760	760		
BUY	02/06/24	02/06/24	82,269.09	1.00	82,269		82,269	82,269		
BUY	02/06/24	02/06/24	1,991.55	1.00	1,992		1,992	1,992		
BUY	02/07/24	02/07/24	17,920.69	1.00	17,921		17,921	17,921		
BUY	02/09/24	02/09/24	1,237.50	1.00	1,238		1,238	1,238		
BUY	02/12/24	02/12/24	64,071.76	1.00	64,072		64,072	64,072		
BUY	02/14/24	02/14/24	325.00	1.00	325		325	325		
BUY	02/15/24	02/15/24	255,882.30	1.00	255,882		255,882	255,882		
BUY	02/15/24	02/15/24	5,190.86	1.00	5,191		5,191	5,191		
BUY	02/20/24	02/20/24	685.59	1.00	686		686	686		
BUY	02/20/24	02/20/24	34,623.63	1.00	34,624		34,624	34,624		
BUY	02/21/24	02/21/24	14,036.78	1.00	14,037		14,037	14,037		
BUY	02/21/24	02/21/24	220.00	1.00	220		220	220		
BUY	02/26/24	02/26/24	25,192.18	1.00	25,192		25,192	25,192		
BUY	02/27/24	02/27/24	98,957.30	1.00	98,957		98,957	98,957		
BUY	02/28/24	02/28/24	49,283.64	1.00	49,284		49,284	49,284		
BUY	02/29/24	02/29/24	5,093.75	1.00	5,094		5,094	5,094		
BUY	03/01/24	03/01/24	695.69	1.00	696		696	696		
BUY	03/01/24	03/01/24	1,926.37	1.00	1,926		1,926	1,926		
BUY	03/01/24	03/01/24	10.85	1.00	11		11	11		
BUY	03/05/24	03/05/24	33,731.03	1.00	33,731		33,731	33,731		
BUY	03/08/24	03/08/24	6,054.90	1.00	6,055		6,055	6,055		
BUY	03/11/24	03/11/24	269,562.55	1.00	269,563		269,563	269,563		

See independent auditors' report.

CEMENT MASONS LOCAL 780 PENSION FUND  
SCHEDULE H (FORM 5500) LINE 4i  
SCHEDULE OF ASSETS HELD FOR INVESTMENT PURPOSES AT END OF YEAR  
EIN: 13-1626710, PLAN 001  
DECEMBER 31, 2024

CATEGORY 3 - 5% TRANSACTIONS BY SECURITY - SERIES

TRANCD	TRADE DATE	THEO SET DATE	UNITS	PRICE	GROSS AMOUNT	EXPENSES	CASH	HISTORICAL COST OF ASSET	HISTORICAL GAIN/LOSS	QUALIFYING PERCENTAGE
CASH EQUIVALENTS (CONT)										
4812A2835	JPMORGAN	100% US	TREASURY MONEY MARKET		(CONT)					44.19%
BUY	03/12/24	03/12/24	11,710.01	1.00	11,710		11,710	11,710		
BUY	03/13/24	03/13/24	430.50	1.00	431		431	431		
BUY	03/14/24	03/14/24	900.00	1.00	900		900	900		
BUY	03/15/24	03/15/24	5,635.42	1.00	5,635		5,635	5,635		
BUY	03/15/24	03/15/24	485.00	1.00	485		485	485		
BUY	03/18/24	03/18/24	3,424.83	1.00	3,425		3,425	3,425		
BUY	03/18/24	03/18/24	318.75	1.00	319		319	319		
BUY	03/20/24	03/20/24	685.59	1.00	686		686	686		
BUY	03/20/24	03/20/24	648.00	1.00	648		648	648		
BUY	03/21/24	03/21/24	524.53	1.00	525		525	525		
BUY	03/22/24	03/22/24	200,764.06	1.00	200,764		200,764	200,764		
BUY	03/25/24	03/25/24	2,365.00	1.00	2,365		2,365	2,365		
BUY	03/27/24	03/27/24	25,742.39	1.00	25,742		25,742	25,742		
BUY	03/28/24	03/28/24	1,210.00	1.00	1,210		1,210	1,210		
BUY	04/01/24	04/01/24	10,717.00	1.00	10,717		10,717	10,717		
BUY	04/01/24	04/01/24	5,260.34	1.00	5,260		5,260	5,260		
BUY	04/01/24	04/01/24	268.50	1.00	269		269	269		
BUY	04/02/24	04/02/24	2,061.23	1.00	2,061		2,061	2,061		
BUY	04/05/24	04/05/24	33,844.52	1.00	33,845		33,845	33,845		
BUY	04/11/24	04/11/24	45,431.08	1.00	45,431		45,431	45,431		
BUY	04/11/24	04/11/24	1,300.80	1.00	1,301		1,301	1,301		
BUY	04/15/24	04/15/24	9,729.17	1.00	9,729		9,729	9,729		
BUY	04/15/24	04/15/24	537.81	1.00	538		538	538		
BUY	04/15/24	04/15/24	2,127.50	1.00	2,128		2,128	2,128		
BUY	04/16/24	04/16/24	728.67	1.00	729		729	729		
BUY	04/18/24	04/18/24	113,484.38	1.00	113,484		113,484	113,484		
BUY	04/18/24	04/18/24	113,202.45	1.00	113,202		113,202	113,202		
BUY	04/23/24	04/23/24	6,126.24	1.00	6,126		6,126	6,126		
BUY	04/30/24	04/30/24	2,393.65	1.00	2,394		2,394	2,394		
BUY	05/01/24	05/01/24	360.10	1.00	360		360	360		
BUY	05/01/24	05/01/24	2,694.62	1.00	2,695		2,695	2,695		
BUY	05/02/24	05/02/24	0.18	1.00	0		0	0		
BUY	05/07/24	05/07/24	54,821.05	1.00	54,821		54,821	54,821		
BUY	05/09/24	05/09/24	1,237.50	1.00	1,238		1,238	1,238		
BUY	05/10/24	05/10/24	760.00	1.00	760		760	760		
BUY	05/13/24	05/13/24	106,550.02	1.00	106,550		106,550	106,550		
BUY	05/15/24	05/15/24	112,637.92	1.00	112,638		112,638	112,638		
BUY	05/15/24	05/15/24	707.70	1.00	708		708	708		
BUY	05/16/24	05/16/24	43,127.03	1.00	43,127		43,127	43,127		
BUY	05/16/24	05/16/24	2,404.56	1.00	2,405		2,405	2,405		
BUY	05/22/24	05/22/24	220.00	1.00	220		220	220		
BUY	05/24/24	05/24/24	109,939.20	1.00	109,939		109,939	109,939		
BUY	05/30/24	05/30/24	1,320.00	1.00	1,320		1,320	1,320		
BUY	05/31/24	05/31/24	67,965.48	1.00	67,965		67,965	67,965		

See independent auditors' report.

CEMENT MASONS LOCAL 780 PENSION FUND  
SCHEDULE H (FORM 5500) LINE 4i  
SCHEDULE OF ASSETS HELD FOR INVESTMENT PURPOSES AT END OF YEAR  
EIN: 13-1626710, PLAN 001  
DECEMBER 31, 2024

CATEGORY 3 - 5% TRANSACTIONS BY SECURITY - SERIES  
-----

TRANCD	TRADE DATE	THEO SET DATE	UNITS	PRICE	GROSS AMOUNT	EXPENSES	CASH	HISTORICAL COST OF ASSET	HISTORICAL GAIN/LOSS	QUALIFYING PERCENTAGE
CASH EQUIVALENTS (CONT)										
4812A2835	JPMORGAN	100% US	TREASURY MONEY MARKET		(CONT)					44.19%
BUY	06/03/24	06/03/24	656.06	1.00	656		656	656		
BUY	06/03/24	06/03/24	1,080.13	1.00	1,080		1,080	1,080		
BUY	06/03/24	06/03/24	897.54	1.00	898		898	898		
BUY	06/04/24	06/04/24	1,360.80	1.00	1,361		1,361	1,361		
BUY	06/05/24	06/05/24	147,193.76	1.00	147,194		147,194	147,194		
BUY	06/05/24	06/05/24	84,312.39	1.00	84,312		84,312	84,312		
BUY	06/06/24	06/06/24	57,496.11	1.00	57,496		57,496	57,496		
BUY	06/07/24	06/07/24	176,649.91	1.00	176,650		176,650	176,650		
BUY	06/12/24	06/12/24	430.50	1.00	431		431	431		
BUY	06/17/24	06/17/24	3,463.75	1.00	3,464		3,464	3,464		
BUY	06/17/24	06/17/24	14,192.06	1.00	14,192		14,192	14,192		
BUY	06/18/24	06/18/24	190,937.17	1.00	190,937		190,937	190,937		
BUY	06/20/24	06/20/24	2,725.53	1.00	2,726		2,726	2,726		
BUY	06/20/24	06/20/24	1,224.00	1.00	1,224		1,224	1,224		
BUY	06/21/24	06/21/24	685.59	1.00	686		686	686		
BUY	06/27/24	06/27/24	416.00	1.00	416		416	416		
BUY	06/28/24	06/28/24	867.00	1.00	867		867	867		
BUY	07/02/24	07/02/24	799.26	1.00	799		799	799		
BUY	07/02/24	07/02/24	2.13	1.00	2		2	2		
BUY	07/02/24	07/02/24	1,094.81	1.00	1,095		1,095	1,095		
BUY	07/09/24	07/09/24	11,292.63	1.00	11,293		11,293	11,293		
BUY	07/11/24	07/11/24	87,563.06	1.00	87,563		87,563	87,563		
BUY	07/15/24	07/15/24	12,753.75	1.00	12,754		12,754	12,754		
BUY	07/15/24	07/15/24	260,820.14	1.00	260,820		260,820	260,820		
BUY	07/16/24	07/16/24	937.17	1.00	937		937	937		
BUY	07/16/24	07/16/24	369,579.20	1.00	369,579		369,579	369,579		
BUY	07/25/24	07/25/24	61,637.55	1.00	61,638		61,638	61,638		
BUY	07/30/24	07/30/24	178.75	1.00	179		179	179		
BUY	07/31/24	07/31/24	31,675.00	1.00	31,675		31,675	31,675		
BUY	08/01/24	08/01/24	6,021.37	1.00	6,021		6,021	6,021		
BUY	08/01/24	08/01/24	4,122.06	1.00	4,122		4,122	4,122		
BUY	08/05/24	08/05/24	670.70	1.00	671		671	671		
BUY	08/06/24	08/06/24	147,339.84	1.00	147,340		147,340	147,340		
BUY	08/07/24	08/07/24	90.00	1.00	90		90	90		
BUY	08/13/24	08/13/24	30,435.96	1.00	30,436		30,436	30,436		
BUY	08/14/24	08/14/24	325.00	1.00	325		325	325		
BUY	08/15/24	08/15/24	17,268.76	1.00	17,269		17,269	17,269		
BUY	08/16/24	08/16/24	11,841.75	1.00	11,842		11,842	11,842		
BUY	08/21/24	08/21/24	190.00	1.00	190		190	190		
BUY	08/29/24	08/29/24	1,320.00	1.00	1,320		1,320	1,320		
BUY	08/30/24	08/30/24	867.00	1.00	867		867	867		
BUY	09/03/24	09/03/24	3,110.90	1.00	3,111		3,111	3,111		
BUY	09/03/24	09/03/24	3,330.87	1.00	3,331		3,331	3,331		
BUY	09/04/24	09/04/24	0.36	1.00	0		0	0		

See independent auditors' report.

CEMENT MASONS LOCAL 780 PENSION FUND  
SCHEDULE H (FORM 5500) LINE 4i  
SCHEDULE OF ASSETS HELD FOR INVESTMENT PURPOSES AT END OF YEAR  
EIN: 13-1626710, PLAN 001  
DECEMBER 31, 2024

-----  
CATEGORY 3 - 5% TRANSACTIONS BY SECURITY - SERIES  
-----

TRANCD	TRADE DATE	THEO SET DATE	UNITS	PRICE	GROSS AMOUNT	EXPENSES	CASH	HISTORICAL COST OF ASSET	HISTORICAL GAIN/LOSS	QUALIFYING PERCENTAGE
CASH EQUIVALENTS					(CONT)					
4812A2835	JPMORGAN	100% US	TREASURY MONEY MARKET		(CONT)					44.19%
BUY	09/11/24	09/11/24	381.30	1.00	381		381	381		
BUY	09/12/24	09/12/24	34.84	1.00	35		35	35		
BUY	09/13/24	09/13/24	1,141.21	1.00	1,141		1,141	1,141		
BUY	09/16/24	09/16/24	2,887.50	1.00	2,888		2,888	2,888		
BUY	09/17/24	09/17/24	11,785.86	1.00	11,786		11,786	11,786		
BUY	09/18/24	09/18/24	704.00	1.00	704		704	704		
BUY	09/19/24	09/19/24	7,493.85	1.00	7,494		7,494	7,494		
BUY	09/19/24	09/19/24	1,513.75	1.00	1,514		1,514	1,514		
BUY	09/20/24	09/20/24	190,000.00	1.00	190,000		190,000	190,000		
BUY	09/23/24	09/23/24	685.59	1.00	686		686	686		
BUY	09/27/24	09/27/24	41,420.50	1.00	41,421		41,421	41,421		
BUY	09/30/24	09/30/24	12,025.00	1.00	12,025		12,025	12,025		
BUY	10/01/24	10/01/24	208,375.13	1.00	208,375		208,375	208,375		
BUY	10/08/24	10/08/24	37,194.29	1.00	37,194		37,194	37,194		
BUY	10/11/24	10/11/24	210.00	1.00	210		210	210		
BUY	10/15/24	10/15/24	9,713.13	1.00	9,713		9,713	9,713		
BUY	10/15/24	10/15/24	1,413.50	1.00	1,414		1,414	1,414		
BUY	10/16/24	10/16/24	15,235.46	1.00	15,235		15,235	15,235		
BUY	10/18/24	10/18/24	26.17	1.00	26		26	26		
BUY	10/22/24	10/22/24	5,440.65	1.00	5,441		5,441	5,441		
BUY	10/23/24	10/23/24	5,823.80	1.00	5,824		5,824	5,824		
BUY	10/23/24	10/23/24	10,679,835.15	1.00	10,679,835		10,679,835	10,679,835		
BUY	10/30/24	10/30/24	1,891.25	1.00	1,891		1,891	1,891		
BUY	10/31/24	10/31/24	5,100.00	1.00	5,100		5,100	5,100		
BUY	11/01/24	11/01/24	406.51	1.00	407		407	407		
BUY	11/01/24	11/01/24	3,682.69	1.00	3,683		3,683	3,683		
BUY	11/04/24	11/04/24	670.70	1.00	671		671	671		
BUY	11/15/24	11/15/24	11,586.88	1.00	11,587		11,587	11,587		
BUY	11/18/24	11/18/24	1,920.00	1.00	1,920		1,920	1,920		
BUY	11/19/24	11/19/24	11,165.45	1.00	11,165		11,165	11,165		
BUY	12/02/24	12/02/24	8,963.62	1.00	8,964		8,964	8,964		
BUY	12/02/24	12/02/24	22.71	1.00	23		23	23		
BUY	12/06/24	12/06/24	34.38	1.00	34		34	34		
BUY	12/11/24	12/11/24	2,724.50	1.00	2,725		2,725	2,725		
BUY	12/13/24	12/13/24	165.00	1.00	165		165	165		
BUY	12/16/24	12/16/24	4,548.59	1.00	4,549		4,549	4,549		
BUY	12/17/24	12/17/24	9,111.88	1.00	9,112		9,112	9,112		
BUY	12/23/24	12/23/24	30,598.10	1.00	30,598		30,598	30,598		
SUB-TOTAL BUYS				TXN CNT:	171		19,443,974	19,443,974		
SELL	01/04/24	01/04/24	15,123.00	1.00	15,123		15,123	15,123		
SELL	01/19/24	01/19/24	5,955,165.00	1.00	5,955,165		5,955,165	5,955,165		
SELL	01/22/24	01/22/24	168,109.33	1.00	168,109		168,109	168,109		

See independent auditors' report.

CEMENT MASONS LOCAL 780 PENSION FUND  
SCHEDULE H (FORM 5500) LINE 4i  
SCHEDULE OF ASSETS HELD FOR INVESTMENT PURPOSES AT END OF YEAR  
EIN: 13-1626710, PLAN 001  
DECEMBER 31, 2024

-----  
CATEGORY 3 - 5% TRANSACTIONS BY SECURITY - SERIES  
-----

TRANCD	TRADE DATE	THEO SET DATE	UNITS	PRICE	GROSS AMOUNT	EXPENSES	CASH	HISTORICAL COST OF ASSET	HISTORICAL GAIN/LOSS	QUALIFYING PERCENTAGE
CASH EQUIVALENTS (CONT)										
4812A2835	JPMORGAN	100% US	TREASURY	MONEY	MARKET	(CONT)				44.19%
SELL	01/23/24	01/23/24	1,027.33	1.00	1,027		1,027	1,027		
SELL	01/23/24	01/23/24	1,543.16	1.00	1,543		1,543	1,543		
SELL	01/23/24	01/23/24	89,802.77	1.00	89,803		89,803	89,803		
SELL	01/30/24	01/30/24	4,104.87	1.00	4,105		4,105	4,105		
SELL	02/06/24	02/06/24	15,607.34	1.00	15,607		15,607	15,607		
SELL	02/08/24	02/08/24	7,326.59	1.00	7,327		7,327	7,327		
SELL	02/09/24	02/09/24	43,355.73	1.00	43,356		43,356	43,356		
SELL	02/12/24	02/12/24	37,950.03	1.00	37,950		37,950	37,950		
SELL	02/13/24	02/13/24	112,130.23	1.00	112,130		112,130	112,130		
SELL	02/14/24	02/14/24	127,472.28	1.00	127,472		127,472	127,472		
SELL	02/16/24	02/16/24	92,807.63	1.00	92,808		92,808	92,808		
SELL	02/28/24	02/28/24	107,080.91	1.00	107,081		107,081	107,081		
SELL	02/29/24	02/29/24	22,197.74	1.00	22,198		22,198	22,198		
SELL	03/01/24	03/01/24	19,225.54	1.00	19,226		19,226	19,226		
SELL	03/04/24	03/04/24	21,763.93	1.00	21,764		21,764	21,764		
SELL	03/04/24	03/04/24	31,695.30	1.00	31,695		31,695	31,695		
SELL	03/04/24	03/04/24	10.85	1.00	11		11	11		
SELL	03/11/24	03/11/24	2,158.80	1.00	2,159		2,159	2,159		
SELL	03/13/24	03/13/24	89,033.00	1.00	89,033		89,033	89,033		
SELL	03/14/24	03/14/24	3,683.01	1.00	3,683		3,683	3,683		
SELL	03/15/24	03/15/24	24,458.44	1.00	24,458		24,458	24,458		
SELL	03/18/24	03/18/24	13,823.73	1.00	13,824		13,824	13,824		
SELL	03/19/24	03/19/24	21,003.70	1.00	21,004		21,004	21,004		
SELL	03/19/24	03/19/24	13,553.92	1.00	13,554		13,554	13,554		
SELL	03/20/24	03/20/24	3,441.96	1.00	3,442		3,442	3,442		
SELL	03/21/24	03/21/24	3,403.77	1.00	3,404		3,404	3,404		
SELL	03/22/24	03/22/24	3,622.22	1.00	3,622		3,622	3,622		
SELL	03/25/24	03/25/24	6,575.73	1.00	6,576		6,576	6,576		
SELL	03/25/24	03/25/24	67,730.64	1.00	67,731		67,731	67,731		
SELL	03/26/24	03/26/24	8,252.43	1.00	8,252		8,252	8,252		
SELL	03/26/24	03/26/24	45,022.27	1.00	45,022		45,022	45,022		
SELL	03/27/24	03/27/24	101,848.52	1.00	101,849		101,849	101,849		
SELL	03/28/24	03/28/24	75,435.42	1.00	75,435		75,435	75,435		
SELL	04/12/24	04/12/24	360,224.25	1.00	360,224		360,224	360,224		
SELL	04/19/24	04/19/24	190,905.68	1.00	190,906		190,906	190,906		
SELL	04/19/24	04/19/24	1,742.14	1.00	1,742		1,742	1,742		
SELL	04/19/24	04/19/24	9,077.98	1.00	9,078		9,078	9,078		
SELL	04/25/24	04/25/24	2,937.13	1.00	2,937		2,937	2,937		
SELL	04/26/24	04/26/24	51,637.98	1.00	51,638		51,638	51,638		
SELL	04/29/24	04/29/24	493.58	1.00	494		494	494		
SELL	04/29/24	04/29/24	33,547.24	1.00	33,547		33,547	33,547		
SELL	05/01/24	05/01/24	869.20	1.00	869		869	869		
SELL	05/02/24	05/02/24	2,065.68	1.00	2,066		2,066	2,066		
SELL	05/15/24	05/15/24	578,448.22	1.00	578,448		578,448	578,448		

See independent auditors' report.

CEMENT MASONS LOCAL 780 PENSION FUND  
SCHEDULE H (FORM 5500) LINE 4i  
SCHEDULE OF ASSETS HELD FOR INVESTMENT PURPOSES AT END OF YEAR  
EIN: 13-1626710, PLAN 001  
DECEMBER 31, 2024

CATEGORY 3 - 5% TRANSACTIONS BY SECURITY - SERIES

TRANCD	TRADE DATE	THEO SET DATE	UNITS	PRICE	GROSS AMOUNT	EXPENSES	CASH	HISTORICAL COST OF ASSET	HISTORICAL GAIN/LOSS	QUALIFYING PERCENTAGE
CASH EQUIVALENTS (CONT)										
4812A2835	JPMORGAN	100% US	TREASURY	MONEY MARKET	(CONT)					44.19%
SELL	05/17/24	05/17/24	25,812.54	1.00	25,813		25,813	25,813		
SELL	05/20/24	05/20/24	88,349.75	1.00	88,350		88,350	88,350		
SELL	05/23/24	05/23/24	95,774.00	1.00	95,774		95,774	95,774		
SELL	05/30/24	05/30/24	182,970.06	1.00	182,970		182,970	182,970		
SELL	06/05/24	06/05/24	4,845.49	1.00	4,845		4,845	4,845		
SELL	06/07/24	06/07/24	52,668.85	1.00	52,669		52,669	52,669		
SELL	06/11/24	06/11/24	100,000.00	1.00	100,000		100,000	100,000		
SELL	06/13/24	06/13/24	23,336.40	1.00	23,336		23,336	23,336		
SELL	06/14/24	06/14/24	71,275.18	1.00	71,275		71,275	71,275		
SELL	06/26/24	06/26/24	114,918.39	1.00	114,918		114,918	114,918		
SELL	07/03/24	07/03/24	2.13	1.00	2		2	2		
SELL	07/10/24	07/10/24	60,771.80	1.00	60,772		60,772	60,772		
SELL	07/12/24	07/12/24	24,991.45	1.00	24,991		24,991	24,991		
SELL	07/17/24	07/17/24	129,210.06	1.00	129,210		129,210	129,210		
SELL	07/22/24	07/22/24	1,050.95	1.00	1,051		1,051	1,051		
SELL	07/22/24	07/22/24	1,061.55	1.00	1,062		1,062	1,062		
SELL	07/23/24	07/23/24	129,132.65	1.00	129,133		129,133	129,133		
SELL	08/02/24	08/02/24	119,229.92	1.00	119,230		119,230	119,230		
SELL	08/15/24	08/15/24	211,138.91	1.00	211,139		211,139	211,139		
SELL	08/16/24	08/16/24	103,337.39	1.00	103,337		103,337	103,337		
SELL	08/19/24	08/19/24	58,151.94	1.00	58,152		58,152	58,152		
SELL	08/21/24	08/21/24	119,199.21	1.00	119,199		119,199	119,199		
SELL	08/28/24	08/28/24	92,124.61	1.00	92,125		92,125	92,125		
SELL	09/25/24	09/25/24	164,235.79	1.00	164,236		164,236	164,236		
SELL	09/30/24	09/30/24	77,632.92	1.00	77,633		77,633	77,633		
SELL	10/01/24	10/01/24	9,555.63	1.00	9,556		9,556	9,556		
SELL	10/02/24	10/02/24	54,181.69	1.00	54,182		54,182	54,182		
SELL	10/03/24	10/03/24	152,914.60	1.00	152,915		152,915	152,915		
SELL	10/03/24	10/03/24	20,845.24	1.00	20,845		20,845	20,845		
SELL	10/07/24	10/07/24	131,990.35	1.00	131,990		131,990	131,990		
SELL	10/09/24	10/09/24	12,462.48	1.00	12,462		12,462	12,462		
SELL	10/21/24	10/21/24	1,092.50	1.00	1,093		1,093	1,093		
SELL	10/21/24	10/21/24	1,097.84	1.00	1,098		1,098	1,098		
SELL	10/25/24	10/25/24	11,004,972.94	1.00	11,004,973		11,004,973	11,004,973		
SELL	11/29/24	11/29/24	87,584.15	1.00	87,584		87,584	87,584		
SUB-TOTAL SELLS					TXN CNT:	82		22,116,417	22,116,417	
SECURITY TOTAL					TXN CNT:	253		41,560,391	41,560,391	
SECURITY CLASS TOTAL							0	88,006,200	88,006,200	

See independent auditors' report.

CEMENT MASONS LOCAL 780 PENSION FUND  
SCHEDULE H (FORM 5500) LINE 4i  
SCHEDULE OF ASSETS HELD FOR INVESTMENT PURPOSES AT END OF YEAR  
EIN: 13-1626710, PLAN 001  
DECEMBER 31, 2024

CATEGORY 3 - 5% TRANSACTIONS BY SECURITY - SERIES

TRANCD	TRADE DATE	THEO SET DATE	UNITS	PRICE	GROSS AMOUNT	EXPENSES	CASH	HISTORICAL COST OF ASSET	HISTORICAL GAIN/LOSS	QUALIFYING PERCENTAGE
COMMON/COLLECTIVE FUNDS										
103091412	LV	LARGCAP	1000	GROWTH INDEX	FD					18.31%
BUY	05/16/24	05/16/24	28,401.25	605.89	17,208,011		17,208,011	17,208,011		
BUY	06/06/24	06/06/24	11.77	618.99	7,287		7,287	7,287		
BUY	06/28/24	06/28/24	0.07	647.66	47		47	47		
BUY	07/09/24	07/09/24	0.01	671.19	4		4	4		
BUY	08/14/24	08/14/24	0.63	625.81	397		397	397		
BUY	08/16/24	08/16/24	0.01	641.46	8		8	8		
			SUB-TOTAL BUYS	TXN CNT:	6		17,215,754	17,215,754		

See independent auditors' report.

**SCHEDULE MB  
(Form 5500)**

Department of the Treasury  
Internal Revenue Service

Department of Labor  
Employee Benefits Security Administration

Pension Benefit Guaranty Corporation

**Multiemployer Defined Benefit Plan and Certain  
Money Purchase Plan Actuarial Information**

This schedule is required to be filed under section 104 of the Employee Retirement Income Security Act of 1974 (ERISA) and section 6059 of the Internal Revenue Code (the Code).

▶ **File as an attachment to Form 5500 or 5500-SF.**

OMB No. 1210-0110

**2024**

**This Form is Open to Public  
Inspection**

For calendar plan year 2024 or fiscal plan year beginning 01/01/2024 and ending 12/31/2024

▶ **Round off amounts to nearest dollar.**

▶ **Caution:** A penalty of \$1,000 will be assessed for late filing of this report unless reasonable cause is established.

<b>A</b> Name of plan Cement Masons Local 780 Pension Fund	<b>B</b> Three-digit plan number (PN) ▶	001
<b>C</b> Plan sponsor's name as shown on line 2a of Form 5500 or 5500-SF Cement Masons Local 780 Pension Fund	<b>D</b> Employer Identification Number (EIN) 13-1626710	


**E** Type of plan: (1)  Multiemployer Defined Benefit (2)  Money Purchase (see instructions)

**1a** Enter the valuation date: Month 1 Day 1 Year 2024

<b>b</b> Assets		
(1) Current value of assets.....	<b>1b(1)</b>	151,448,869
(2) Actuarial value of assets for funding standard account.....	<b>1b(2)</b>	153,103,332
<b>c</b> (1) Accrued liability for plan using immediate gain methods.....		
(2) Information for plans using spread gain methods:		
(a) Unfunded liability for methods with bases.....	<b>1c(2)(a)</b>	
(b) Accrued liability under entry age normal method.....	<b>1c(2)(b)</b>	
(c) Normal cost under entry age normal method.....	<b>1c(2)(c)</b>	
(3) Accrued liability under unit credit cost method.....	<b>1c(3)</b>	114,461,557
<b>d</b> Information on current liabilities of the plan:		
(1) Amount excluded from current liability attributable to pre-participation service (see instructions).....	<b>1d(1)</b>	
(2) "RPA '94" information:		
(a) Current liability.....	<b>1d(2)(a)</b>	155,568,684
(b) Expected increase in current liability due to benefits accruing during the plan year.....	<b>1d(2)(b)</b>	6,040,848
(c) Expected release from "RPA '94" current liability for the plan year.....	<b>1d(2)(c)</b>	5,816,954
(3) Expected plan disbursements for the plan year.....	<b>1d(3)</b>	5,820,989

**Statement by Enrolled Actuary**

To the best of my knowledge, the information supplied in this schedule and accompanying schedules, statements and attachments, if any, is complete and accurate. Each prescribed assumption was applied in accordance with applicable law and regulations. In my opinion, each other assumption is reasonable (taking into account the experience of the plan and reasonable expectations) and such other assumptions, in combination, offer my best estimate of anticipated experience under the plan.

<b>SIGN HERE</b>		10.3.2025
	Signature of actuary	Date
	Jay K. Egelberg, ASA, MAAA	23-04981
	Type or print name of actuary	Most recent enrollment number
	First Actuarial Consulting, Inc.	(212) 395-9555
	Firm name	Telephone number (including area code)
	1501 Broadway	
	Suite 1728 New York NY 10036-5601	
	Address of the firm	

If the actuary has not fully reflected any regulation or ruling promulgated under the statute in completing this schedule, check the box and see instructions

For Paperwork Reduction Act Notice, see the Instructions for Form 5500 or 5500-SF.

Schedule MB (Form 5500) 2024  
v. 240311

**2** Operational information as of beginning of this plan year:

<b>a</b> Current value of assets (see instructions) .....	<b>2a</b>	151,576,317
<b>b</b> "RPA '94" current liability/participant count breakdown:	<b>(1) Number of participants</b>	<b>(2) Current liability</b>
<b>(1)</b> For retired participants and beneficiaries receiving payment .....	293	64,190,093
<b>(2)</b> For terminated vested participants .....	136	16,467,955
<b>(3)</b> For active participants:		
<b>(a)</b> Non-vested benefits .....		6,875,506
<b>(b)</b> Vested benefits .....		68,035,130
<b>(c)</b> Total active .....	389	74,910,636
<b>(4)</b> Total .....	818	155,568,684
<b>c</b> If the percentage resulting from dividing line 2a by line 2b(4), column (2), is less than 70%, enter such percentage .....	<b>2c</b>	%

**3** Contributions made to the plan for the plan year by employer(s) and employees:

(a) Date (MM/DD/YYYY)	(b) Amount paid by employer(s)	(c) Amount paid by employees	(a) Date (MM/DD/YYYY)	(b) Amount paid by employer(s)	(c) Amount paid by employees
07/01/2024	4,576,407				
<b>Totals ▶</b>			<b>3(b)</b>	4,576,407	<b>3(c)</b>

**(d)** Total withdrawal liability amounts included in line 3(b) total ..... **3(d)**

**4** Information on plan status:

<b>a</b> Funded percentage for monitoring plan's status (line 1b(2) divided by line 1c(3)) .....	<b>4a</b>	133.8 %
<b>b</b> Enter code to indicate plan's status (see instructions for attachment of supporting evidence of plan's status). If entered code is "N," go to line 5 .....	<b>4b</b>	N
<b>c</b> Is the plan making the scheduled progress under any applicable funding improvement or rehabilitation plan? .....		<input type="checkbox"/> Yes <input type="checkbox"/> No
<b>d</b> If the plan is in critical status or critical and declining status, does line 1(c) reflect any benefit reductions for the first time (see instructions)? .....		<input type="checkbox"/> Yes <input type="checkbox"/> No
<b>e</b> If line d is "Yes," enter the reduction in liability resulting from the reduction in benefits (see instructions), measured as of the valuation date .....	<b>4e</b>	
<b>f</b> If the plan is in critical status or critical and declining status, and is: • Projected to emerge from critical status within 30 years, enter the plan year in which it is projected to emerge; • Projected to become insolvent within 30 years, enter the plan year in which insolvency is expected and check here ..... <input type="checkbox"/> • Neither projected to emerge from critical status nor become insolvent within 30 years, enter "9999."	<b>4f</b>	

**5** Actuarial cost method used as the basis for this plan year's funding standard account computations (check all that apply):

- |  |  |  |   |
|--|--|--|---|
| <b>a</b> <input type="checkbox"/> Attained age normal      | <b>b</b> <input type="checkbox"/> Entry age normal         | <b>c</b> <input checked="" type="checkbox"/> Accrued benefit (unit credit) | <b>d</b> <input type="checkbox"/> Aggregate |
| <b>e</b> <input type="checkbox"/> Frozen initial liability | <b>f</b> <input type="checkbox"/> Individual level premium | <b>g</b> <input type="checkbox"/> Individual aggregate                     | <b>h</b> <input type="checkbox"/> Shortfall |
| <b>i</b> <input type="checkbox"/> Other (specify):         |  |  |   |

<b>j</b> If box h is checked, enter period of use of shortfall method .....	<b>5j</b>	
<b>k</b> Has a change been made in funding method for this plan year? .....		<input type="checkbox"/> Yes <input checked="" type="checkbox"/> No
<b>l</b> If line k is "Yes," was the change made pursuant to Revenue Procedure 2000-40 or other automatic approval? .....		<input type="checkbox"/> Yes <input type="checkbox"/> No
<b>m</b> If line k is "Yes," and line l is "No," enter the date (MM/DD/YYYY) of the ruling letter (individual or class) approving the change in funding method .....	<b>5m</b>	

**6 Checklist of certain actuarial assumptions:**

<b>a</b> Interest rate for "RPA '94" current liability.....	<b>6a</b>	3.29 %
<b>b</b> Rates specified in insurance or annuity contracts.....	Pre-retirement	Post-retirement
	<input type="checkbox"/> Yes <input type="checkbox"/> No <input checked="" type="checkbox"/> N/A	<input type="checkbox"/> Yes <input type="checkbox"/> No <input checked="" type="checkbox"/> N/A
<b>c</b> Mortality table code for valuation purposes:		
<b>(1)</b> Males .....	<b>6c(1)</b>	7P
<b>(2)</b> Females .....	<b>6c(2)</b>	7FP
<b>d</b> Valuation liability interest rate .....	<b>6d</b>	5.00 %
<b>e</b> Salary scale .....	<b>6e</b>	% <input checked="" type="checkbox"/> N/A
<b>f</b> Withdrawal liability interest rate:		
<b>(1)</b> Type of interest rate .....	<b>6f(1)</b>	<input checked="" type="checkbox"/> Single rate <input type="checkbox"/> ERISA 4044 <input type="checkbox"/> Other <input type="checkbox"/> N/A
<b>(2)</b> If "Single rate" is checked in (1), enter applicable single rate .....	<b>6f(2)</b>	5.00%
<b>g</b> Estimated investment return on actuarial value of assets for year ending on the valuation date .....	<b>6g</b>	7.4%
<b>h</b> Estimated investment return on current value of assets for year ending on the valuation date .....	<b>6h</b>	11.7%
<b>i</b> Expense load included in normal cost reported in line 9b .....	<b>6i</b>	<input checked="" type="checkbox"/> N/A
<b>(1)</b> If expense load is described as a percentage of normal cost, enter the assumed percentage.....	<b>6i(1)</b>	%
<b>(2)</b> If expense load is a dollar amount that varies from year to year, enter the dollar amount included in line 9b.....	<b>6i(2)</b>	
<b>(3)</b> If neither (1) nor (2) describes the expense load, check the box .....	<b>6i(3)</b>	<input type="checkbox"/>

**7 New amortization bases established in the current plan year:**

(1) Type of base	(2) Initial balance	(3) Amortization Charge/Credit
1	-2,509,867	-230,292
3	311,530	311,530

**8 Miscellaneous information:**

<b>a</b> If a waiver of a funding deficiency has been approved for this plan year, enter the date (MM/DD/YYYY) of the ruling letter granting the approval .....	<b>8a</b>	
<b>b</b> Demographic, benefit, and contribution information		
<b>(1)</b> Is the plan required to provide a projection of expected benefit payments? (See instructions) If "Yes," see instructions for required attachment. ....		<input type="checkbox"/> Yes <input checked="" type="checkbox"/> No
<b>(2)</b> Is the plan required to provide a Schedule of Active Participant Data? (See instructions). ....		<input checked="" type="checkbox"/> Yes <input type="checkbox"/> No
<b>(3)</b> Is the plan required to provide a projection of employer contributions and withdrawal liability payments? (See instructions) If "Yes," attach a schedule. ....		<input type="checkbox"/> Yes <input checked="" type="checkbox"/> No
<b>c</b> Are any of the plan's amortization bases operating under an extension of time under section 412(e) (as in effect prior to 2008) or section 431(d) of the Code? .....		<input type="checkbox"/> Yes <input checked="" type="checkbox"/> No
<b>d</b> If line c is "Yes," provide the following additional information:		
<b>(1)</b> Was an extension granted automatic approval under section 431(d)(1) of the Code?.....		<input type="checkbox"/> Yes <input type="checkbox"/> No
<b>(2)</b> If line 8d(1) is "Yes," enter the number of years by which the amortization period was extended ..	<b>8d(2)</b>	
<b>(3)</b> Was an extension approved by the Internal Revenue Service under section 412(e) (as in effect prior to 2008) or 431(d)(2) of the Code? .....		<input type="checkbox"/> Yes <input type="checkbox"/> No
<b>(4)</b> If line 8d(3) is "Yes," enter number of years by which the amortization period was extended (not including the number of years in line (2)).....	<b>8d(4)</b>	
<b>(5)</b> If line 8d(3) is "Yes," enter the date of the ruling letter approving the extension .....	<b>8d(5)</b>	
<b>(6)</b> If line 8d(3) is "Yes," is the amortization base eligible for amortization using interest rates applicable under section 6621(b) of the Code for years beginning after 2007?.....		<input type="checkbox"/> Yes <input type="checkbox"/> No
<b>e</b> If box 5h is checked or the plan received an amortization extension for this plan year under Code section 431(d), enter the difference between the amount necessary to satisfy the plan's minimum funding standard for this plan year and the amount that would have been necessary without using the shortfall method or extending the amortization period(s). ....	<b>8e</b>	

**9 Funding standard account statement for this plan year:**

**Charges to funding standard account:**

<b>a</b> Prior year funding deficiency, if any .....	<b>9a</b>	0
<b>b</b> Employer's normal cost for plan year as of valuation date.....	<b>9b</b>	3,932,390

<b>c</b> Amortization charges as of valuation date:		Outstanding balance	
(1) All bases except funding waivers and certain bases for which the amortization period has been extended .....	<b>9c(1)</b>	22,729,156	4,214,623
(2) Funding waivers .....	<b>9c(2)</b>	0	0
(3) Certain bases for which the amortization period has been extended.....	<b>9c(3)</b>	0	0
<b>d</b> Interest as applicable on lines 9a, 9b, and 9c.....	<b>9d</b>		407,351
<b>e</b> Total charges. Add lines 9a through 9d.....	<b>9e</b>		8,554,364
<b>Credits to funding standard account:</b>			
<b>f</b> Prior year credit balance, if any.....	<b>9f</b>		39,760,841
<b>g</b> Employer contributions. Total from column (b) of line 3.....	<b>9g</b>		4,576,407
		Outstanding balance	
<b>h</b> Amortization credits as of valuation date.....	<b>9h</b>	21,610,090	2,653,591
<b>i</b> Interest as applicable to end of plan year on lines 9f, 9g, and 9h .....	<b>9i</b>		2,235,132
<b>j</b> Full funding limitation (FFL) and credits:			
(1) ERISA FFL (accrued liability FFL).....	<b>9j(1)</b>	7,355,289	
(2) "RPA '94" override (90% current liability FFL) .....	<b>9j(2)</b>	0	
(3) FFL credit .....	<b>9j(3)</b>		0
<b>k</b> (1) Waived funding deficiency .....	<b>9k(1)</b>		0
(2) Other credits .....	<b>9k(2)</b>		0
<b>l</b> Total credits. Add lines 9f through 9i, 9j(3), 9k(1), and 9k(2) .....	<b>9l</b>		49,225,971
<b>m</b> Credit balance: If line 9l is greater than line 9e, enter the difference .....	<b>9m</b>		40,671,607
<b>n</b> Funding deficiency: If line 9e is greater than line 9l, enter the difference .....	<b>9n</b>		
<b>o</b> Current year's accumulated reconciliation account:			
(1) Due to waived funding deficiency accumulated prior to the current plan year .....	<b>9o(1)</b>		0
(2) Due to amortization bases extended and amortized using the interest rate under section 6621(b) of the Code:			
(a) Reconciliation outstanding balance as of valuation date .....	<b>9o(2)(a)</b>		0
(b) Reconciliation amount (line 9c(3) balance minus line 9o(2)(a)).....	<b>9o(2)(b)</b>		0
(3) Total as of valuation date.....	<b>9o(3)</b>		0
<b>10</b> Contribution necessary to avoid an accumulated funding deficiency. (see instructions.).....	<b>10</b>		0
<b>11</b> Has a change been made in the actuarial assumptions for the current plan year? If "Yes," see instructions .....			<input checked="" type="checkbox"/> Yes <input type="checkbox"/> No