

Form 5500

Annual Return/Report of Employee Benefit Plan

OMB Nos. 1210-0110 1210-0089

2024

This Form is Open to Public Inspection

Department of the Treasury Internal Revenue Service

This form is required to be filed for employee benefit plans under sections 104 and 4065 of the Employee Retirement Income Security Act of 1974 (ERISA) and sections 6057(b) and 6058(a) of the Internal Revenue Code (the Code).

Complete all entries in accordance with the instructions to the Form 5500.

Department of Labor Employee Benefits Security Administration

Pension Benefit Guaranty Corporation

Part I Annual Report Identification Information

For calendar plan year 2024 or fiscal plan year beginning 01/01/2024 and ending 12/31/2024

- A This return/report is for: [] a multiemployer plan [] a multiple-employer plan... [X] a single-employer plan [] a DFE... B This return/report is: [] the first return/report [] the final return/report... C If the plan is a collectively-bargained plan, check here... D Check box if filing under: [X] Form 5558 [] automatic extension... E If this is a retroactively adopted plan permitted by SECURE Act section 201, check here...

Part II Basic Plan Information—enter all requested information

1a Name of plan: SOUTHERN NEW HAMPSHIRE MEDICAL CENTER 403(B) RETIREMENT SAVINGS PLUS PLAN
1b Three-digit plan number (PN): 003
1c Effective date of plan: 04/01/1994
2a Plan sponsor's name (employer, if for a single-employer plan): SOUTHERN NEW HAMPSHIRE MEDICAL CENTER
2b Employer Identification Number (EIN): 02-0483054
2c Plan Sponsor's telephone number: 603-577-2303
2d Business code (see instructions): 622000

Caution: A penalty for the late or incomplete filing of this return/report will be assessed unless reasonable cause is established.

Under penalties of perjury and other penalties set forth in the instructions, I declare that I have examined this return/report, including accompanying schedules, statements and attachments, as well as the electronic version of this return/report, and to the best of my knowledge and belief, it is true, correct, and complete.

Table with 4 columns: SIGN HERE, Signature of plan administrator, Date, Enter name of individual signing as plan administrator. Includes rows for employer/plan sponsor and DFE.

For Paperwork Reduction Act Notice, see the Instructions for Form 5500.

Form 5500 (2024) v. 240311

3a Plan administrator's name and address <input checked="" type="checkbox"/> Same as Plan Sponsor	3b Administrator's EIN	
	3c Administrator's telephone number	
4 If the name and/or EIN of the plan sponsor or the plan name has changed since the last return/report filed for this plan, enter the plan sponsor's name, EIN, the plan name and the plan number from the last return/report: a Sponsor's name c Plan Name	4b EIN	
	4d PN	
5 Total number of participants at the beginning of the plan year	5	2968
6 Number of participants as of the end of the plan year unless otherwise stated (welfare plans complete only lines 6a(1) , 6a(2) , 6b , 6c , and 6d). a(1) Total number of active participants at the beginning of the plan year a(2) Total number of active participants at the end of the plan year b Retired or separated participants receiving benefits..... c Other retired or separated participants entitled to future benefits d Subtotal. Add lines 6a(2) , 6b , and 6c e Deceased participants whose beneficiaries are receiving or are entitled to receive benefits. f Total. Add lines 6d and 6e g(1) Number of participants with account balances as of the beginning of the plan year (only defined contribution plans complete this item) g(2) Number of participants with account balances as of the end of the plan year (only defined contribution plans complete this item) h Number of participants who terminated employment during the plan year with accrued benefits that were less than 100% vested.....	6a(1)	2257
	6a(2)	2599
	6b	22
	6c	636
	6d	3257
	6e	3
	6f	3260
	6g(1)	1990
6g(2)	2067	
6h	0	
7 Enter the total number of employers obligated to contribute to the plan (only multiemployer plans complete this item)	7	

8a If the plan provides pension benefits, enter the applicable pension feature codes from the List of Plan Characteristics Codes in the instructions:
2G 2T 2L 2M 2R 3D 2F 3H

b If the plan provides welfare benefits, enter the applicable welfare feature codes from the List of Plan Characteristics Codes in the instructions:

9a Plan funding arrangement (check all that apply)	9b Plan benefit arrangement (check all that apply)
(1) <input checked="" type="checkbox"/> Insurance	(1) <input checked="" type="checkbox"/> Insurance
(2) <input type="checkbox"/> Code section 412(e)(3) insurance contracts	(2) <input type="checkbox"/> Code section 412(e)(3) insurance contracts
(3) <input checked="" type="checkbox"/> Trust	(3) <input checked="" type="checkbox"/> Trust
(4) <input type="checkbox"/> General assets of the sponsor	(4) <input type="checkbox"/> General assets of the sponsor

10 Check all applicable boxes in 10a and 10b to indicate which schedules are attached, and, where indicated, enter the number attached. (See instructions)

a Pension Schedules

- (1) **R** (Retirement Plan Information)
- (2) **MB** (Multiemployer Defined Benefit Plan and Certain Money Purchase Plan Actuarial Information) - signed by the plan actuary
- (3) **SB** (Single-Employer Defined Benefit Plan Actuarial Information) - signed by the plan actuary
- (4) **DCG** (Individual Plan Information) – Number Attached _____
- (5) **MEP** (Multiple-Employer Retirement Plan Information)

b General Schedules

- (1) **H** (Financial Information)
- (2) **I** (Financial Information – Small Plan)
- (3) **A** (Insurance Information) – Number Attached 3
- (4) **C** (Service Provider Information)
- (5) **D** (DFE/Participating Plan Information)
- (6) **G** (Financial Transaction Schedules)

Part III Form M-1 Compliance Information (to be completed by welfare benefit plans)

11a If the plan provides welfare benefits, was the plan subject to the Form M-1 filing requirements during the plan year? (See instructions and 29 CFR 2520.101-2.) Yes No

If "Yes" is checked, complete lines 11b and 11c.

11b Is the plan currently in compliance with the Form M-1 filing requirements? (See instructions and 29 CFR 2520.101-2.) Yes No

11c Enter the Receipt Confirmation Code for the 2024 Form M-1 annual report. If the plan was not required to file the 2024 Form M-1 annual report, enter the Receipt Confirmation Code for the most recent Form M-1 that was required to be filed under the Form M-1 filing requirements. (Failure to enter a valid Receipt Confirmation Code will subject the Form 5500 filing to rejection as incomplete.)

Receipt Confirmation Code _____

<p>SCHEDULE A (Form 5500)</p> <p>Department of the Treasury Internal Revenue Service</p> <hr/> <p>Department of Labor Employee Benefits Security Administration</p> <hr/> <p>Pension Benefit Guaranty Corporation</p>	<p>Insurance Information</p> <p>This schedule is required to be filed under section 104 of the Employee Retirement Income Security Act of 1974 (ERISA).</p> <p>▶ File as an attachment to Form 5500.</p> <p>▶ Insurance companies are required to provide the information pursuant to ERISA section 103(a)(2).</p>	<p>OMB No. 1210-0110</p> <hr/> <p>2024</p> <hr/> <p>This Form is Open to Public Inspection</p>
---	--	--

For calendar plan year 2024 or fiscal plan year beginning **01/01/2024** and ending **12/31/2024**

<p>A Name of plan SOUTHERN NEW HAMPSHIRE MEDICAL CENTER 403(B) RETIREMENT SAVINGS PLUS PLAN</p>	<p>B Three-digit plan number (PN) ▶ 003</p>	
<p>C Plan sponsor's name as shown on line 2a of Form 5500 SOUTHERN NEW HAMPSHIRE MEDICAL CENTER</p>	<p>D Employer Identification Number (EIN) 02-0483054</p>	

Part I Information Concerning Insurance Contract Coverage, Fees, and Commissions Provide information for each contract on a separate Schedule A. Individual contracts grouped as a unit in Parts II and III can be reported on a single Schedule A.

1 Coverage Information:

(a) Name of insurance carrier
METROPOLITAN LIFE INSURANCE CO.

(b) EIN	(c) NAIC code	(d) Contract or identification number	(e) Approximate number of persons covered at end of policy or contract year	Policy or contract year	
				(f) From	(g) To
13-5581829	65978	2594407100	51	01/01/2024	12/31/2024

2 Insurance fee and commission information. Enter the total fees and total commissions paid. List in line 3 the agents, brokers, and other persons in descending order of the amount paid.

(a) Total amount of commissions paid 0	(b) Total amount of fees paid 236
---	--

3 Persons receiving commissions and fees. (Complete as many entries as needed to report all persons).

(a) Name and address of the agent, broker, or other person to whom commissions or fees were paid
FID INV INST OPS CO, INC. 245 SUMMER STREET BOSTON, MA 02210

(b) Amount of sales and base commissions paid	Fees and other commissions paid		(e) Organization code
	(c) Amount	(d) Purpose	
0	236		

(a) Name and address of the agent, broker, or other person to whom commissions or fees were paid

(b) Amount of sales and base commissions paid	Fees and other commissions paid		(e) Organization code
	(c) Amount	(d) Purpose	

(a) Name and address of the agent, broker, or other person to whom commissions or fees were paid

(b) Amount of sales and base commissions paid	Fees and other commissions paid		(e) Organization code
	(c) Amount	(d) Purpose	

(a) Name and address of the agent, broker, or other person to whom commissions or fees were paid

(b) Amount of sales and base commissions paid	Fees and other commissions paid		(e) Organization code
	(c) Amount	(d) Purpose	

(a) Name and address of the agent, broker, or other person to whom commissions or fees were paid

(b) Amount of sales and base commissions paid	Fees and other commissions paid		(e) Organization code
	(c) Amount	(d) Purpose	

(a) Name and address of the agent, broker, or other person to whom commissions or fees were paid

(b) Amount of sales and base commissions paid	Fees and other commissions paid		(e) Organization code
	(c) Amount	(d) Purpose	

(a) Name and address of the agent, broker, or other person to whom commissions or fees were paid

(b) Amount of sales and base commissions paid	Fees and other commissions paid		(e) Organization code
	(c) Amount	(d) Purpose	

Part II Investment and Annuity Contract Information
 Where individual contracts are provided, the entire group of such individual contracts with each carrier may be treated as a unit for purposes of this report.

4 Current value of plan's interest under this contract in the general account at year end	4	
5 Current value of plan's interest under this contract in separate accounts at year end.....	5	

6 Contracts With Allocated Funds:

a State the basis of premium rates ▶

b Premiums paid to carrier **6b**

c Premiums due but unpaid at the end of the year **6c**

d If the carrier, service, or other organization incurred any specific costs in connection with the acquisition or retention of the contract or policy, enter amount. **6d**
 Specify nature of costs ▶

e Type of contract: (1) individual policies (2) group deferred annuity
 (3) other (specify) ▶

f If contract purchased, in whole or in part, to distribute benefits from a terminating plan, check here ▶

7 Contracts With Unallocated Funds (Do not include portions of these contracts maintained in separate accounts)

- a** Type of contract: (1) deposit administration (2) immediate participation guarantee
 (3) guaranteed investment (4) other ▶

b Balance at the end of the previous year	7b	192176	
c Additions: (1) Contributions deposited during the year	7c(1)	280315	
	7c(2)	0	
	7c(3)	2958	
	7c(4)	0	
	7c(5)	0	
	▶ TRANSFERS		
(6) Total additions	7c(6)	283273	
d Total of balance and additions (add lines 7b and 7c(6))	7d	475449	
e Deductions:			
	(1) Disbursed from fund to pay benefits or purchase annuities during year	7e(1)	70055
	(2) Administration charge made by carrier	7e(2)	0
	(3) Transferred to separate account	7e(3)	0
	(4) Other (specify below)	7e(4)	186078
▶ TRANSFER			
(5) Total deductions	7e(5)	256133	
f Balance at the end of the current year (subtract line 7e(5) from line 7d).....	7f	219316	

Part III Welfare Benefit Contract Information
 If more than one contract covers the same group of employees of the same employer(s) or members of the same employee organizations(s), the information may be combined for reporting purposes if such contracts are experience-rated as a unit. Where contracts cover individual employees, the entire group of such individual contracts with each carrier may be treated as a unit for purposes of this report.

8 Benefit and contract type (check all applicable boxes)

- a** Health (other than dental or vision)
- b** Dental
- c** Vision
- d** Life insurance
- e** Temporary disability (accident and sickness)
- f** Long-term disability
- g** Supplemental unemployment
- h** Prescription drug
- i** Stop loss (large deductible)
- j** HMO contract
- k** PPO contract
- l** Indemnity contract
- m** Other (specify) ▶

9 Experience-rated contracts:

a	Premiums: (1) Amount received	9a(1)		
	(2) Increase (decrease) in amount due but unpaid	9a(2)		
	(3) Increase (decrease) in unearned premium reserve	9a(3)		
	(4) Earned ((1) + (2) - (3))		9a(4)	0
b	Benefit charges (1) Claims paid	9b(1)		
	(2) Increase (decrease) in claim reserves	9b(2)		
	(3) Incurred claims (add (1) and (2))		9b(3)	0
	(4) Claims charged		9b(4)	
c	Remainder of premium: (1) Retention charges (on an accrual basis) --			
	(A) Commissions	9c(1)(A)		
	(B) Administrative service or other fees	9c(1)(B)		
	(C) Other specific acquisition costs	9c(1)(C)		
	(D) Other expenses	9c(1)(D)		
	(E) Taxes	9c(1)(E)		
	(F) Charges for risks or other contingencies	9c(1)(F)		
	(G) Other retention charges	9c(1)(G)		
	(H) Total retention		9c(1)(H)	0
	(2) Dividends or retroactive rate refunds. (These amounts were <input type="checkbox"/> paid in cash, or <input type="checkbox"/> credited.)		9c(2)	
d	Status of policyholder reserves at end of year: (1) Amount held to provide benefits after retirement		9d(1)	
	(2) Claim reserves		9d(2)	
	(3) Other reserves		9d(3)	
e	Dividends or retroactive rate refunds due. (Do not include amount entered in line 9c(2).)		9e	

10 Nonexperience-rated contracts:

a	Total premiums or subscription charges paid to carrier	10a	
b	If the carrier, service, or other organization incurred any specific costs in connection with the acquisition or retention of the contract or policy, other than reported in Part I, line 2 above, report amount. Specify nature of costs.	10b	

Part IV Provision of Information

11 Did the insurance company fail to provide any information necessary to complete Schedule A? Yes No

12 If the answer to line 11 is "Yes," specify the information not provided. ▶

<p>SCHEDULE A (Form 5500)</p> <p>Department of the Treasury Internal Revenue Service</p> <hr/> <p>Department of Labor Employee Benefits Security Administration</p> <hr/> <p>Pension Benefit Guaranty Corporation</p>	<p>Insurance Information</p> <p>This schedule is required to be filed under section 104 of the Employee Retirement Income Security Act of 1974 (ERISA).</p> <p>▶ File as an attachment to Form 5500.</p> <p>▶ Insurance companies are required to provide the information pursuant to ERISA section 103(a)(2).</p>	<p>OMB No. 1210-0110</p> <hr/> <p>2024</p> <hr/> <p>This Form is Open to Public Inspection</p>
---	--	--

For calendar plan year 2024 or fiscal plan year beginning **01/01/2024** and ending **12/31/2024**

<p>A Name of plan SOUTHERN NEW HAMPSHIRE MEDICAL CENTER 403(B) RETIREMENT SAVINGS PLUS PLAN</p>	<p>B Three-digit plan number (PN) ▶ 003</p>
<p>C Plan sponsor's name as shown on line 2a of Form 5500 SOUTHERN NEW HAMPSHIRE MEDICAL CENTER</p>	<p>D Employer Identification Number (EIN) 02-0483054</p>

Part I Information Concerning Insurance Contract Coverage, Fees, and Commissions Provide information for each contract on a separate Schedule A. Individual contracts grouped as a unit in Parts II and III can be reported on a single Schedule A.

1 Coverage Information:

(a) Name of insurance carrier
METROPOLITAN LIFE INSURANCE CO.

(b) EIN	(c) NAIC code	(d) Contract or identification number	(e) Approximate number of persons covered at end of policy or contract year	Policy or contract year	
				(f) From	(g) To
13-5581829	65978	2594407200	210	01/01/2024	12/31/2024

2 Insurance fee and commission information. Enter the total fees and total commissions paid. List in line 3 the agents, brokers, and other persons in descending order of the amount paid.

(a) Total amount of commissions paid 0	(b) Total amount of fees paid 16954
--	---

3 Persons receiving commissions and fees. (Complete as many entries as needed to report all persons).

(a) Name and address of the agent, broker, or other person to whom commissions or fees were paid
FID INV INST OPS CO, INC. 245 SUMMER STREET BOSTON, MA 02210

(b) Amount of sales and base commissions paid	Fees and other commissions paid		(e) Organization code
	(c) Amount	(d) Purpose	
0	16954		

(a) Name and address of the agent, broker, or other person to whom commissions or fees were paid

(b) Amount of sales and base commissions paid	Fees and other commissions paid		(e) Organization code
	(c) Amount	(d) Purpose	

(a) Name and address of the agent, broker, or other person to whom commissions or fees were paid

(b) Amount of sales and base commissions paid	Fees and other commissions paid		(e) Organization code
	(c) Amount	(d) Purpose	

(a) Name and address of the agent, broker, or other person to whom commissions or fees were paid

(b) Amount of sales and base commissions paid	Fees and other commissions paid		(e) Organization code
	(c) Amount	(d) Purpose	

(a) Name and address of the agent, broker, or other person to whom commissions or fees were paid

(b) Amount of sales and base commissions paid	Fees and other commissions paid		(e) Organization code
	(c) Amount	(d) Purpose	

(a) Name and address of the agent, broker, or other person to whom commissions or fees were paid

(b) Amount of sales and base commissions paid	Fees and other commissions paid		(e) Organization code
	(c) Amount	(d) Purpose	

(a) Name and address of the agent, broker, or other person to whom commissions or fees were paid

(b) Amount of sales and base commissions paid	Fees and other commissions paid		(e) Organization code
	(c) Amount	(d) Purpose	

Part II Investment and Annuity Contract Information
 Where individual contracts are provided, the entire group of such individual contracts with each carrier may be treated as a unit for purposes of this report.

4 Current value of plan's interest under this contract in the general account at year end	4	
5 Current value of plan's interest under this contract in separate accounts at year end.....	5	

6 Contracts With Allocated Funds:

a State the basis of premium rates ▶

b Premiums paid to carrier **6b**

c Premiums due but unpaid at the end of the year **6c**

d If the carrier, service, or other organization incurred any specific costs in connection with the acquisition or retention of the contract or policy, enter amount. **6d**
 Specify nature of costs ▶

e Type of contract: (1) individual policies (2) group deferred annuity
 (3) other (specify) ▶

f If contract purchased, in whole or in part, to distribute benefits from a terminating plan, check here ▶

7 Contracts With Unallocated Funds (Do not include portions of these contracts maintained in separate accounts)

a Type of contract: (1) deposit administration (2) immediate participation guarantee
 (3) guaranteed investment (4) other ▶

b Balance at the end of the previous year	7b	7993799	
c Additions: (1) Contributions deposited during the year	7c(1)	192438	
	7c(2)	0	
	7c(3)	217085	
	7c(4)	0	
	7c(5)	180967	
	▶ TRANSFERS		
(6) Total additions	7c(6)	590490	
d Total of balance and additions (add lines 7b and 7c(6))	7d	8584289	
e Deductions:			
	(1) Disbursed from fund to pay benefits or purchase annuities during year	7e(1)	3015422
	(2) Administration charge made by carrier	7e(2)	0
	(3) Transferred to separate account	7e(3)	0
	(4) Other (specify below)	7e(4)	0
▶			
(5) Total deductions	7e(5)	3015422	
f Balance at the end of the current year (subtract line 7e(5) from line 7d).....	7f	5568867	

Part III Welfare Benefit Contract Information
 If more than one contract covers the same group of employees of the same employer(s) or members of the same employee organizations(s), the information may be combined for reporting purposes if such contracts are experience-rated as a unit. Where contracts cover individual employees, the entire group of such individual contracts with each carrier may be treated as a unit for purposes of this report.

8 Benefit and contract type (check all applicable boxes)

- a** Health (other than dental or vision)
- b** Dental
- c** Vision
- d** Life insurance
- e** Temporary disability (accident and sickness)
- f** Long-term disability
- g** Supplemental unemployment
- h** Prescription drug
- i** Stop loss (large deductible)
- j** HMO contract
- k** PPO contract
- l** Indemnity contract
- m** Other (specify) ▶

9 Experience-rated contracts:

a	Premiums: (1) Amount received	9a(1)		
	(2) Increase (decrease) in amount due but unpaid	9a(2)		
	(3) Increase (decrease) in unearned premium reserve	9a(3)		
	(4) Earned ((1) + (2) - (3))		9a(4)	0
b	Benefit charges (1) Claims paid	9b(1)		
	(2) Increase (decrease) in claim reserves	9b(2)		
	(3) Incurred claims (add (1) and (2))		9b(3)	0
	(4) Claims charged		9b(4)	
c	Remainder of premium: (1) Retention charges (on an accrual basis) --			
	(A) Commissions	9c(1)(A)		
	(B) Administrative service or other fees	9c(1)(B)		
	(C) Other specific acquisition costs	9c(1)(C)		
	(D) Other expenses	9c(1)(D)		
	(E) Taxes	9c(1)(E)		
	(F) Charges for risks or other contingencies	9c(1)(F)		
	(G) Other retention charges	9c(1)(G)		
	(H) Total retention		9c(1)(H)	0
	(2) Dividends or retroactive rate refunds. (These amounts were <input type="checkbox"/> paid in cash, or <input type="checkbox"/> credited.)		9c(2)	
d	Status of policyholder reserves at end of year: (1) Amount held to provide benefits after retirement		9d(1)	
	(2) Claim reserves		9d(2)	
	(3) Other reserves		9d(3)	
e	Dividends or retroactive rate refunds due. (Do not include amount entered in line 9c(2).)		9e	

10 Nonexperience-rated contracts:

a	Total premiums or subscription charges paid to carrier	10a	
b	If the carrier, service, or other organization incurred any specific costs in connection with the acquisition or retention of the contract or policy, other than reported in Part I, line 2 above, report amount.	10b	

Specify nature of costs.

Part IV Provision of Information

11 Did the insurance company fail to provide any information necessary to complete Schedule A? Yes No

12 If the answer to line 11 is "Yes," specify the information not provided. ▶

<p style="text-align: center;">SCHEDULE A (Form 5500)</p> <p style="font-size: small;">Department of the Treasury Internal Revenue Service</p> <hr/> <p style="font-size: x-small;">Department of Labor Employee Benefits Security Administration</p> <hr/> <p style="font-size: x-small;">Pension Benefit Guaranty Corporation</p>	<p>Insurance Information</p> <p>This schedule is required to be filed under section 104 of the Employee Retirement Income Security Act of 1974 (ERISA).</p> <p>▶ File as an attachment to Form 5500.</p> <p>▶ Insurance companies are required to provide the information pursuant to ERISA section 103(a)(2).</p>	<p>OMB No. 1210-0110</p> <hr/> <p style="font-size: large;">2024</p> <hr/> <p>This Form is Open to Public Inspection</p>
---	--	--

For calendar plan year 2024 or fiscal plan year beginning **01/01/2024** and ending **12/31/2024**

<p>A Name of plan SOUTHERN NEW HAMPSHIRE MEDICAL CENTER 403(B) RETIREMENT SAVINGS PLUS PLAN</p>	<p>B Three-digit plan number (PN) ▶ 003</p>	
<p>C Plan sponsor's name as shown on line 2a of Form 5500 SOUTHERN NEW HAMPSHIRE MEDICAL CENTER</p>	<p>D Employer Identification Number (EIN) 02-0483054</p>	

Part I Information Concerning Insurance Contract Coverage, Fees, and Commissions Provide information for each contract on a separate Schedule A. Individual contracts grouped as a unit in Parts II and III can be reported on a single Schedule A.

1 Coverage Information:

(a) Name of insurance carrier
METROPOLITAN LIFE INSURANCE CO.

(b) EIN	(c) NAIC code	(d) Contract or identification number	(e) Approximate number of persons covered at end of policy or contract year	Policy or contract year	
				(f) From	(g) To
13-5581829	65978	2594407300	9	01/01/2024	12/31/2024

2 Insurance fee and commission information. Enter the total fees and total commissions paid. List in line 3 the agents, brokers, and other persons in descending order of the amount paid.

(a) Total amount of commissions paid	(b) Total amount of fees paid
	5

3 Persons receiving commissions and fees. (Complete as many entries as needed to report all persons).

(a) Name and address of the agent, broker, or other person to whom commissions or fees were paid

FID INV INST OPS CO, INC. **245 SUMMER STREET**
BOSTON, MA 02210

(b) Amount of sales and base commissions paid	Fees and other commissions paid		(e) Organization code
	(c) Amount	(d) Purpose	
0	5		

(a) Name and address of the agent, broker, or other person to whom commissions or fees were paid

(b) Amount of sales and base commissions paid	Fees and other commissions paid		(e) Organization code
	(c) Amount	(d) Purpose	

(a) Name and address of the agent, broker, or other person to whom commissions or fees were paid

(b) Amount of sales and base commissions paid	Fees and other commissions paid		(e) Organization code
	(c) Amount	(d) Purpose	

(a) Name and address of the agent, broker, or other person to whom commissions or fees were paid

(b) Amount of sales and base commissions paid	Fees and other commissions paid		(e) Organization code
	(c) Amount	(d) Purpose	

(a) Name and address of the agent, broker, or other person to whom commissions or fees were paid

(b) Amount of sales and base commissions paid	Fees and other commissions paid		(e) Organization code
	(c) Amount	(d) Purpose	

(a) Name and address of the agent, broker, or other person to whom commissions or fees were paid

(b) Amount of sales and base commissions paid	Fees and other commissions paid		(e) Organization code
	(c) Amount	(d) Purpose	

(a) Name and address of the agent, broker, or other person to whom commissions or fees were paid

(b) Amount of sales and base commissions paid	Fees and other commissions paid		(e) Organization code
	(c) Amount	(d) Purpose	

Part II Investment and Annuity Contract Information
 Where individual contracts are provided, the entire group of such individual contracts with each carrier may be treated as a unit for purposes of this report.

4 Current value of plan's interest under this contract in the general account at year end	4	
5 Current value of plan's interest under this contract in separate accounts at year end.....	5	

6 Contracts With Allocated Funds:

a State the basis of premium rates ▶

b Premiums paid to carrier **6b**

c Premiums due but unpaid at the end of the year **6c**

d If the carrier, service, or other organization incurred any specific costs in connection with the acquisition or retention of the contract or policy, enter amount. **6d**
 Specify nature of costs ▶

e Type of contract: (1) individual policies (2) group deferred annuity
 (3) other (specify) ▶

f If contract purchased, in whole or in part, to distribute benefits from a terminating plan, check here ▶

7 Contracts With Unallocated Funds (Do not include portions of these contracts maintained in separate accounts)

a Type of contract: (1) deposit administration (2) immediate participation guarantee
 (3) guaranteed investment (4) other ▶

b Balance at the end of the previous year	7b	2009
c Additions: (1) Contributions deposited during the year	7c(1)	0
(2) Dividends and credits.....	7c(2)	0
(3) Interest credited during the year.....	7c(3)	60
(4) Transferred from separate account	7c(4)	0
(5) Other (specify below).....	7c(5)	0
(6) Total additions	7c(6)	60
d Total of balance and additions (add lines 7b and 7c(6))	7d	2069
e Deductions:		
(1) Disbursed from fund to pay benefits or purchase annuities during year	7e(1)	394
(2) Administration charge made by carrier.....	7e(2)	0
(3) Transferred to separate account	7e(3)	0
(4) Other (specify below).....	7e(4)	0
(5) Total deductions	7e(5)	394
f Balance at the end of the current year (subtract line 7e(5) from line 7d).....	7f	1675

Part III Welfare Benefit Contract Information
 If more than one contract covers the same group of employees of the same employer(s) or members of the same employee organizations(s), the information may be combined for reporting purposes if such contracts are experience-rated as a unit. Where contracts cover individual employees, the entire group of such individual contracts with each carrier may be treated as a unit for purposes of this report.

8 Benefit and contract type (check all applicable boxes)

- a** Health (other than dental or vision)
- b** Dental
- c** Vision
- d** Life insurance
- e** Temporary disability (accident and sickness)
- f** Long-term disability
- g** Supplemental unemployment
- h** Prescription drug
- i** Stop loss (large deductible)
- j** HMO contract
- k** PPO contract
- l** Indemnity contract
- m** Other (specify) ▶

9 Experience-rated contracts:

a	Premiums: (1) Amount received	9a(1)		
	(2) Increase (decrease) in amount due but unpaid	9a(2)		
	(3) Increase (decrease) in unearned premium reserve	9a(3)		
	(4) Earned ((1) + (2) - (3))		9a(4)	0
b	Benefit charges (1) Claims paid	9b(1)		
	(2) Increase (decrease) in claim reserves	9b(2)		
	(3) Incurred claims (add (1) and (2))		9b(3)	0
	(4) Claims charged		9b(4)	
c	Remainder of premium: (1) Retention charges (on an accrual basis) --			
	(A) Commissions	9c(1)(A)		
	(B) Administrative service or other fees	9c(1)(B)		
	(C) Other specific acquisition costs	9c(1)(C)		
	(D) Other expenses	9c(1)(D)		
	(E) Taxes	9c(1)(E)		
	(F) Charges for risks or other contingencies	9c(1)(F)		
	(G) Other retention charges	9c(1)(G)		
	(H) Total retention		9c(1)(H)	0
	(2) Dividends or retroactive rate refunds. (These amounts were <input type="checkbox"/> paid in cash, or <input type="checkbox"/> credited.)		9c(2)	
d	Status of policyholder reserves at end of year: (1) Amount held to provide benefits after retirement		9d(1)	
	(2) Claim reserves		9d(2)	
	(3) Other reserves		9d(3)	
e	Dividends or retroactive rate refunds due. (Do not include amount entered in line 9c(2).)		9e	

10 Nonexperience-rated contracts:

a	Total premiums or subscription charges paid to carrier	10a	
b	If the carrier, service, or other organization incurred any specific costs in connection with the acquisition or retention of the contract or policy, other than reported in Part I, line 2 above, report amount. Specify nature of costs.	10b	

Part IV Provision of Information

11 Did the insurance company fail to provide any information necessary to complete Schedule A? Yes No

12 If the answer to line 11 is "Yes," specify the information not provided. ▶

SCHEDULE C (Form 5500) <small>Department of the Treasury Internal Revenue Service</small> <small>Department of Labor Employee Benefits Security Administration</small> <small>Pension Benefit Guaranty Corporation</small>	Service Provider Information This schedule is required to be filed under section 104 of the Employee Retirement Income Security Act of 1974 (ERISA). ▶ File as an attachment to Form 5500.	<small>OMB No. 1210-0110</small> 2024 This Form is Open to Public Inspection.
--	--	---

For calendar plan year 2024 or fiscal plan year beginning **01/01/2024** and ending **12/31/2024**

A Name of plan SOUTHERN NEW HAMPSHIRE MEDICAL CENTER 403(B) RETIREMENT SAVINGS PLUS PLAN	B Three-digit plan number (PN) ▶	003
C Plan sponsor's name as shown on line 2a of Form 5500 SOUTHERN NEW HAMPSHIRE MEDICAL CENTER	D Employer Identification Number (EIN) 02-0483054	

Part I Service Provider Information (see instructions)

You must complete this Part, in accordance with the instructions, to report the information required for **each person** who received, directly or indirectly, \$5,000 or more in total compensation (i.e., money or anything else of monetary value) in connection with services rendered to the plan or the person's position with the plan during the plan year. If a person received **only** eligible indirect compensation for which the plan received the required disclosures, you are required to answer line 1 but are not required to include that person when completing the remainder of this Part.

1 Information on Persons Receiving Only Eligible Indirect Compensation

a Check "Yes" or "No" to indicate whether you are excluding a person from the remainder of this Part because they received only eligible indirect compensation for which the plan received the required disclosures (see instructions for definitions and conditions)..... Yes No

b If you answered line 1a "Yes," enter the name and EIN or address of each person providing the required disclosures for the service providers who received only eligible indirect compensation. Complete as many entries as needed (see instructions).

(b) Enter name and EIN or address of person who provided you disclosures on eligible indirect compensation

FIDELITY INVESTMENTS INSTITUTIONAL

04-2647786

(b) Enter name and EIN or address of person who provided you disclosures on eligible indirect compensation

(b) Enter name and EIN or address of person who provided you disclosures on eligible indirect compensation

(b) Enter name and EIN or address of person who provided you disclosures on eligible indirect compensation

(b) Enter name and EIN or address of person who provided you disclosures on eligible indirect compensation

(b) Enter name and EIN or address of person who provided you disclosures on eligible indirect compensation

(b) Enter name and EIN or address of person who provided you disclosures on eligible indirect compensation

(b) Enter name and EIN or address of person who provided you disclosures on eligible indirect compensation

(b) Enter name and EIN or address of person who provided you disclosures on eligible indirect compensation

(b) Enter name and EIN or address of person who provided you disclosures on eligible indirect compensation

(b) Enter name and EIN or address of person who provided you disclosures on eligible indirect compensation

(b) Enter name and EIN or address of person who provided you disclosures on eligible indirect compensation

2. Information on Other Service Providers Receiving Direct or Indirect Compensation. Except for those persons for whom you answered "Yes" to line 1a above, complete as many entries as needed to list each person receiving, directly or indirectly, \$5,000 or more in total compensation (i.e., money or anything else of value) in connection with services rendered to the plan or their position with the plan during the plan year. (See instructions).

(a) Enter name and EIN or address (see instructions)

STRATEGIC ADVISORS, INC.

04-2654524

(b) Service Code(s)	(c) Relationship to employer, employee organization, or person known to be a party-in-interest	(d) Enter direct compensation paid by the plan. If none, enter -0-.	(e) Did service provider receive indirect compensation? (sources other than plan or plan sponsor)	(f) Did indirect compensation include eligible indirect compensation, for which the plan received the required disclosures?	(g) Enter total indirect compensation received by service provider excluding eligible indirect compensation for which you answered "Yes" to element (f). If none, enter -0-.	(h) Did the service provider give you a formula instead of an amount or estimated amount?
27	ADVISOR	42763	Yes <input type="checkbox"/> No <input checked="" type="checkbox"/>	Yes <input type="checkbox"/> No <input type="checkbox"/>		Yes <input type="checkbox"/> No <input type="checkbox"/>

(a) Enter name and EIN or address (see instructions)

RESOURCES INVESTMENT ADVISORS LLC

82-1434504

(b) Service Code(s)	(c) Relationship to employer, employee organization, or person known to be a party-in-interest	(d) Enter direct compensation paid by the plan. If none, enter -0-.	(e) Did service provider receive indirect compensation? (sources other than plan or plan sponsor)	(f) Did indirect compensation include eligible indirect compensation, for which the plan received the required disclosures?	(g) Enter total indirect compensation received by service provider excluding eligible indirect compensation for which you answered "Yes" to element (f). If none, enter -0-.	(h) Did the service provider give you a formula instead of an amount or estimated amount?
16 27	CONSULTANT	24909	Yes <input type="checkbox"/> No <input checked="" type="checkbox"/>	Yes <input type="checkbox"/> No <input type="checkbox"/>		Yes <input type="checkbox"/> No <input type="checkbox"/>

(a) Enter name and EIN or address (see instructions)

FIDELITY INVESTMENTS INSTITUTIONAL

04-2647786

(b) Service Code(s)	(c) Relationship to employer, employee organization, or person known to be a party-in-interest	(d) Enter direct compensation paid by the plan. If none, enter -0-.	(e) Did service provider receive indirect compensation? (sources other than plan or plan sponsor)	(f) Did indirect compensation include eligible indirect compensation, for which the plan received the required disclosures?	(g) Enter total indirect compensation received by service provider excluding eligible indirect compensation for which you answered "Yes" to element (f). If none, enter -0-.	(h) Did the service provider give you a formula instead of an amount or estimated amount?
37 60 64 65 71	RECORDKEEPER	-148471	Yes <input checked="" type="checkbox"/> No <input type="checkbox"/>	Yes <input checked="" type="checkbox"/> No <input type="checkbox"/>	0	Yes <input checked="" type="checkbox"/> No <input type="checkbox"/>

Part I Service Provider Information (continued)

3. If you reported on line 2 receipt of indirect compensation, other than eligible indirect compensation, by a service provider, and the service provider is a fiduciary or provides contract administrator, consulting, custodial, investment advisory, investment management, broker, or recordkeeping services, answer the following questions for (a) each source from whom the service provider received \$1,000 or more in indirect compensation and (b) each source for whom the service provider gave you a formula used to determine the indirect compensation instead of an amount or estimated amount of the indirect compensation. Complete as many entries as needed to report the required information for each source.

(a) Enter service provider name as it appears on line 2	(b) Service Codes (see instructions)	(c) Enter amount of indirect compensation
FIDELITY INVESTMENTS INSTITUTIONAL	60	0
(d) Enter name and EIN (address) of source of indirect compensation	(e) Describe the indirect compensation, including any formula used to determine the service provider's eligibility for or the amount of the indirect compensation.	
BLKRRK GLOBAL ALLOC I - BNY MELLON 500 ROSS STREET PITTSBURGH, PA 53442	0.25%	
(a) Enter service provider name as it appears on line 2	(b) Service Codes (see instructions)	(c) Enter amount of indirect compensation
FIDELITY INVESTMENTS INSTITUTIONAL	60	0
(d) Enter name and EIN (address) of source of indirect compensation	(e) Describe the indirect compensation, including any formula used to determine the service provider's eligibility for or the amount of the indirect compensation.	
BROWN INTL SM CO IS - COMMONWEALTH 8730 STONY POINT PARKWAY SUITE 205 RICHMOND, VA 23235	0.15%	
(a) Enter service provider name as it appears on line 2	(b) Service Codes (see instructions)	(c) Enter amount of indirect compensation
FIDELITY INVESTMENTS INSTITUTIONAL	60	0
(d) Enter name and EIN (address) of source of indirect compensation	(e) Describe the indirect compensation, including any formula used to determine the service provider's eligibility for or the amount of the indirect compensation.	
COL DIVIDEND INC I2 - COLUMBIA MGT 430 W 7TH STREET STE 219104 KANSAS CITY, MO 64105	0.10%	

Part I Service Provider Information (continued)

3. If you reported on line 2 receipt of indirect compensation, other than eligible indirect compensation, by a service provider, and the service provider is a fiduciary or provides contract administrator, consulting, custodial, investment advisory, investment management, broker, or recordkeeping services, answer the following questions for (a) each source from whom the service provider received \$1,000 or more in indirect compensation and (b) each source for whom the service provider gave you a formula used to determine the indirect compensation instead of an amount or estimated amount of the indirect compensation. Complete as many entries as needed to report the required information for each source.

(a) Enter service provider name as it appears on line 2	(b) Service Codes (see instructions)	(c) Enter amount of indirect compensation
FIDELITY INVESTMENTS INSTITUTIONAL	60	0
(d) Enter name and EIN (address) of source of indirect compensation	(e) Describe the indirect compensation, including any formula used to determine the service provider's eligibility for or the amount of the indirect compensation.	
MET POLICY CREDIT 200 PARK AVENUE NEW YORK, NY 10166	0.25%	
(a) Enter service provider name as it appears on line 2	(b) Service Codes (see instructions)	(c) Enter amount of indirect compensation
FIDELITY INVESTMENTS INSTITUTIONAL	60	0
(d) Enter name and EIN (address) of source of indirect compensation	(e) Describe the indirect compensation, including any formula used to determine the service provider's eligibility for or the amount of the indirect compensation.	
METLIFE FIXED-NEW 200 PARK AVENUE NEW YORK, NY 10166	0.25%	
(a) Enter service provider name as it appears on line 2	(b) Service Codes (see instructions)	(c) Enter amount of indirect compensation
FIDELITY INVESTMENTS INSTITUTIONAL	60	0
(d) Enter name and EIN (address) of source of indirect compensation	(e) Describe the indirect compensation, including any formula used to determine the service provider's eligibility for or the amount of the indirect compensation.	
METLIFE FIXED-OLD 200 PARK AVENUE NEW YORK, NY 10166	0.25%	

Part I Service Provider Information (continued)

3. If you reported on line 2 receipt of indirect compensation, other than eligible indirect compensation, by a service provider, and the service provider is a fiduciary or provides contract administrator, consulting, custodial, investment advisory, investment management, broker, or recordkeeping services, answer the following questions for (a) each source from whom the service provider received \$1,000 or more in indirect compensation and (b) each source for whom the service provider gave you a formula used to determine the indirect compensation instead of an amount or estimated amount of the indirect compensation. Complete as many entries as needed to report the required information for each source.

(a) Enter service provider name as it appears on line 2	(b) Service Codes (see instructions)	(c) Enter amount of indirect compensation
FIDELITY INVESTMENTS INSTITUTIONAL	60	0
(d) Enter name and EIN (address) of source of indirect compensation	(e) Describe the indirect compensation, including any formula used to determine the service provider's eligibility for or the amount of the indirect compensation.	
TCW MW TOT RTN BD I - BNY MELLON I 500 ROSS STREET PITTSBURGH, PA 53442	0.10%	
(a) Enter service provider name as it appears on line 2	(b) Service Codes (see instructions)	(c) Enter amount of indirect compensation
FIDELITY INVESTMENTS INSTITUTIONAL	60	0
(d) Enter name and EIN (address) of source of indirect compensation	(e) Describe the indirect compensation, including any formula used to determine the service provider's eligibility for or the amount of the indirect compensation.	
AMG YACHTMAN FOCUSED I 600 STEAMBOAT RD STE 300 GREENWICH, CT 06830	0.15%	
(a) Enter service provider name as it appears on line 2	(b) Service Codes (see instructions)	(c) Enter amount of indirect compensation
FIDELITY INVESTMENTS INSTITUTIONAL	60	0
(d) Enter name and EIN (address) of source of indirect compensation	(e) Describe the indirect compensation, including any formula used to determine the service provider's eligibility for or the amount of the indirect compensation.	
AMG YACHTMAN FOCUSED N 600 STEAMBOAT RD STE 300 GREENWICH, CT 06830	0.40%	

Part I Service Provider Information (continued)

3. If you reported on line 2 receipt of indirect compensation, other than eligible indirect compensation, by a service provider, and the service provider is a fiduciary or provides contract administrator, consulting, custodial, investment advisory, investment management, broker, or recordkeeping services, answer the following questions for (a) each source from whom the service provider received \$1,000 or more in indirect compensation and (b) each source for whom the service provider gave you a formula used to determine the indirect compensation instead of an amount or estimated amount of the indirect compensation. Complete as many entries as needed to report the required information for each source.

(a) Enter service provider name as it appears on line 2	(b) Service Codes (see instructions)	(c) Enter amount of indirect compensation
FIDELITY INVESTMENTS INSTITUTIONAL	60	0
(d) Enter name and EIN (address) of source of indirect compensation	(e) Describe the indirect compensation, including any formula used to determine the service provider's eligibility for or the amount of the indirect compensation.	
ADV PREFERRED GOLD BULLION STRAT I 1445 RESEARCH BLVD STE 530 ROCKVILLE, MD 20850	0.40%	
(a) Enter service provider name as it appears on line 2	(b) Service Codes (see instructions)	(c) Enter amount of indirect compensation
FIDELITY INVESTMENTS INSTITUTIONAL	60	0
(d) Enter name and EIN (address) of source of indirect compensation	(e) Describe the indirect compensation, including any formula used to determine the service provider's eligibility for or the amount of the indirect compensation.	
AMERICAN BEACON ARK TRANS INNOVTN 220 E LAS COLINAS BLVD STE 1200 IRVING, TX 75039	0.40%	
(a) Enter service provider name as it appears on line 2	(b) Service Codes (see instructions)	(c) Enter amount of indirect compensation
FIDELITY INVESTMENTS INSTITUTIONAL	60	0
(d) Enter name and EIN (address) of source of indirect compensation	(e) Describe the indirect compensation, including any formula used to determine the service provider's eligibility for or the amount of the indirect compensation.	
BARON REAL ESTATE FD RETAIL 767 5TH AVE 49TH FL NEW YORK, NY 10153	0.40%	

Part I Service Provider Information (continued)

3. If you reported on line 2 receipt of indirect compensation, other than eligible indirect compensation, by a service provider, and the service provider is a fiduciary or provides contract administrator, consulting, custodial, investment advisory, investment management, broker, or recordkeeping services, answer the following questions for (a) each source from whom the service provider received \$1,000 or more in indirect compensation and (b) each source for whom the service provider gave you a formula used to determine the indirect compensation instead of an amount or estimated amount of the indirect compensation. Complete as many entries as needed to report the required information for each source.

(a) Enter service provider name as it appears on line 2	(b) Service Codes (see instructions)	(c) Enter amount of indirect compensation
FIDELITY INVESTMENTS INSTITUTIONAL	60	0
(d) Enter name and EIN (address) of source of indirect compensation	(e) Describe the indirect compensation, including any formula used to determine the service provider's eligibility for or the amount of the indirect compensation.	
BLACKROCK MANAGED INC INSTITUTIO 40 EAST 52ND ST NEW YORK, NY 10022	0.08%	
(a) Enter service provider name as it appears on line 2	(b) Service Codes (see instructions)	(c) Enter amount of indirect compensation
FIDELITY INVESTMENTS INSTITUTIONAL	60	0
(d) Enter name and EIN (address) of source of indirect compensation	(e) Describe the indirect compensation, including any formula used to determine the service provider's eligibility for or the amount of the indirect compensation.	
CARILLON REAMS UNCON BOND CL A P. O. BOX 33022 ST PETERSBURG, FL 33733-8022	0.10%	
(a) Enter service provider name as it appears on line 2	(b) Service Codes (see instructions)	(c) Enter amount of indirect compensation
FIDELITY INVESTMENTS INSTITUTIONAL	60	0
(d) Enter name and EIN (address) of source of indirect compensation	(e) Describe the indirect compensation, including any formula used to determine the service provider's eligibility for or the amount of the indirect compensation.	
DIAMOND HILL SHORT DURAT SEC BOND 325 JOHN H MCCONNELL BLVD STE 200 COLUMBUS, OH 43215	0.15%	

Part I Service Provider Information (continued)

3. If you reported on line 2 receipt of indirect compensation, other than eligible indirect compensation, by a service provider, and the service provider is a fiduciary or provides contract administrator, consulting, custodial, investment advisory, investment management, broker, or recordkeeping services, answer the following questions for (a) each source from whom the service provider received \$1,000 or more in indirect compensation and (b) each source for whom the service provider gave you a formula used to determine the indirect compensation instead of an amount or estimated amount of the indirect compensation. Complete as many entries as needed to report the required information for each source.

(a) Enter service provider name as it appears on line 2	(b) Service Codes (see instructions)	(c) Enter amount of indirect compensation
FIDELITY INVESTMENTS INSTITUTIONAL	60	0
(d) Enter name and EIN (address) of source of indirect compensation	(e) Describe the indirect compensation, including any formula used to determine the service provider's eligibility for or the amount of the indirect compensation.	
DIREXION MONTHLY 10 YR NOTE BULL 2 155 SEAPORT BOULEVARD STE P8 BOSTON, MA 02210	0.40%	
(a) Enter service provider name as it appears on line 2	(b) Service Codes (see instructions)	(c) Enter amount of indirect compensation
FIDELITY INVESTMENTS INSTITUTIONAL	60	0
(d) Enter name and EIN (address) of source of indirect compensation	(e) Describe the indirect compensation, including any formula used to determine the service provider's eligibility for or the amount of the indirect compensation.	
FPA FLEXIBLE FIXED INC FD 11601 WILSHIRE BLVD STE 1200 LOS ANGELES, CA 90025	0.10%	
(a) Enter service provider name as it appears on line 2	(b) Service Codes (see instructions)	(c) Enter amount of indirect compensation
FIDELITY INVESTMENTS INSTITUTIONAL	60	0
(d) Enter name and EIN (address) of source of indirect compensation	(e) Describe the indirect compensation, including any formula used to determine the service provider's eligibility for or the amount of the indirect compensation.	
FIRST EAGLE GLOBAL CL I 1345 AVE OF THE AMERICAS 48TH FLR NEW YORK, NY 10105	0.15%	

Part I Service Provider Information (continued)

3. If you reported on line 2 receipt of indirect compensation, other than eligible indirect compensation, by a service provider, and the service provider is a fiduciary or provides contract administrator, consulting, custodial, investment advisory, investment management, broker, or recordkeeping services, answer the following questions for (a) each source from whom the service provider received \$1,000 or more in indirect compensation and (b) each source for whom the service provider gave you a formula used to determine the indirect compensation instead of an amount or estimated amount of the indirect compensation. Complete as many entries as needed to report the required information for each source.

(a) Enter service provider name as it appears on line 2	(b) Service Codes (see instructions)	(c) Enter amount of indirect compensation
FIDELITY INVESTMENTS INSTITUTIONAL	60	0
(d) Enter name and EIN (address) of source of indirect compensation	(e) Describe the indirect compensation, including any formula used to determine the service provider's eligibility for or the amount of the indirect compensation.	
GUGGENHEIM TOTAL RETURN BOND CL P 9601 BLACKWELL RD STE 500 ROCKVILLE, MD 20850	0.40%	
(a) Enter service provider name as it appears on line 2	(b) Service Codes (see instructions)	(c) Enter amount of indirect compensation
FIDELITY INVESTMENTS INSTITUTIONAL	60	0
(d) Enter name and EIN (address) of source of indirect compensation	(e) Describe the indirect compensation, including any formula used to determine the service provider's eligibility for or the amount of the indirect compensation.	
GUINNESS ATKINSON ALTERNATIVE ENER 2220 E. ROUTE 66 STE 226 GLENDORA, CA 91740	0.40%	
(a) Enter service provider name as it appears on line 2	(b) Service Codes (see instructions)	(c) Enter amount of indirect compensation
FIDELITY INVESTMENTS INSTITUTIONAL	60	0
(d) Enter name and EIN (address) of source of indirect compensation	(e) Describe the indirect compensation, including any formula used to determine the service provider's eligibility for or the amount of the indirect compensation.	
HARDING LOEVNER EMERG MRKTS PORT A PO BOX 4766 CHICAGO, IL 60680	0.40%	

Part I Service Provider Information (continued)

3. If you reported on line 2 receipt of indirect compensation, other than eligible indirect compensation, by a service provider, and the service provider is a fiduciary or provides contract administrator, consulting, custodial, investment advisory, investment management, broker, or recordkeeping services, answer the following questions for (a) each source from whom the service provider received \$1,000 or more in indirect compensation and (b) each source for whom the service provider gave you a formula used to determine the indirect compensation instead of an amount or estimated amount of the indirect compensation. Complete as many entries as needed to report the required information for each source.

(a) Enter service provider name as it appears on line 2	(b) Service Codes (see instructions)	(c) Enter amount of indirect compensation
FIDELITY INVESTMENTS INSTITUTIONAL	60	0
(d) Enter name and EIN (address) of source of indirect compensation	(e) Describe the indirect compensation, including any formula used to determine the service provider's eligibility for or the amount of the indirect compensation.	
OAKMARK INTL INVT CL 111 SOUTH WACKER DR. CHICAGO, IL 60606	0.35%	
(a) Enter service provider name as it appears on line 2	(b) Service Codes (see instructions)	(c) Enter amount of indirect compensation
FIDELITY INVESTMENTS INSTITUTIONAL	60	0
(d) Enter name and EIN (address) of source of indirect compensation	(e) Describe the indirect compensation, including any formula used to determine the service provider's eligibility for or the amount of the indirect compensation.	
OAKMARK GLOBAL SELECT FD INVT 111 SOUTH WACKER DR. CHICAGO, IL 60606	0.35%	
(a) Enter service provider name as it appears on line 2	(b) Service Codes (see instructions)	(c) Enter amount of indirect compensation
FIDELITY INVESTMENTS INSTITUTIONAL	60	0
(d) Enter name and EIN (address) of source of indirect compensation	(e) Describe the indirect compensation, including any formula used to determine the service provider's eligibility for or the amount of the indirect compensation.	
HENNESSY CORNERSTONEGROWTH INV CL 7250 REDWOOD BLVD. STE 200 NOVATO, CA 94945	0.40%	

Part I Service Provider Information (continued)

3. If you reported on line 2 receipt of indirect compensation, other than eligible indirect compensation, by a service provider, and the service provider is a fiduciary or provides contract administrator, consulting, custodial, investment advisory, investment management, broker, or recordkeeping services, answer the following questions for (a) each source from whom the service provider received \$1,000 or more in indirect compensation and (b) each source for whom the service provider gave you a formula used to determine the indirect compensation instead of an amount or estimated amount of the indirect compensation. Complete as many entries as needed to report the required information for each source.

(a) Enter service provider name as it appears on line 2	(b) Service Codes (see instructions)	(c) Enter amount of indirect compensation
FIDELITY INVESTMENTS INSTITUTIONAL	60	0
(d) Enter name and EIN (address) of source of indirect compensation	(e) Describe the indirect compensation, including any formula used to determine the service provider's eligibility for or the amount of the indirect compensation.	
HENNESSY ENERGY TRANSITION INVT 7250 REDWOOD BLVD. STE 200 NOVATO, CA 94945	0.40%	
(a) Enter service provider name as it appears on line 2	(b) Service Codes (see instructions)	(c) Enter amount of indirect compensation
FIDELITY INVESTMENTS INSTITUTIONAL	60	0
(d) Enter name and EIN (address) of source of indirect compensation	(e) Describe the indirect compensation, including any formula used to determine the service provider's eligibility for or the amount of the indirect compensation.	
JANUS HENDERSON ENTERPRISE T 151 DETROIT ST. DENVER, CO 80206	0.35%	
(a) Enter service provider name as it appears on line 2	(b) Service Codes (see instructions)	(c) Enter amount of indirect compensation
FIDELITY INVESTMENTS INSTITUTIONAL	60	0
(d) Enter name and EIN (address) of source of indirect compensation	(e) Describe the indirect compensation, including any formula used to determine the service provider's eligibility for or the amount of the indirect compensation.	
JOHN HANCOCK STR INC OPPORTUNITIES 601 CONGRESS ST. 9TH FL. BOSTON, MA 02210	0.05%	

Part I Service Provider Information (continued)

3. If you reported on line 2 receipt of indirect compensation, other than eligible indirect compensation, by a service provider, and the service provider is a fiduciary or provides contract administrator, consulting, custodial, investment advisory, investment management, broker, or recordkeeping services, answer the following questions for (a) each source from whom the service provider received \$1,000 or more in indirect compensation and (b) each source for whom the service provider gave you a formula used to determine the indirect compensation instead of an amount or estimated amount of the indirect compensation. Complete as many entries as needed to report the required information for each source.

(a) Enter service provider name as it appears on line 2	(b) Service Codes (see instructions)	(c) Enter amount of indirect compensation
FIDELITY INVESTMENTS INSTITUTIONAL	60	0
(d) Enter name and EIN (address) of source of indirect compensation	(e) Describe the indirect compensation, including any formula used to determine the service provider's eligibility for or the amount of the indirect compensation.	
LAZARD GLOBAL LISTEDINFRASTRUCTE I 30 ROCKEFELLER PLAZA 57TH FL. NEW YORK, NY 10112	0.15%	
(a) Enter service provider name as it appears on line 2	(b) Service Codes (see instructions)	(c) Enter amount of indirect compensation
FIDELITY INVESTMENTS INSTITUTIONAL	60	0
(d) Enter name and EIN (address) of source of indirect compensation	(e) Describe the indirect compensation, including any formula used to determine the service provider's eligibility for or the amount of the indirect compensation.	
LORD ABBETT SHORT DURATION INC C 90 HUDSON ST 10TH FL JERSEY CITY, NJ 07302	0.15%	
(a) Enter service provider name as it appears on line 2	(b) Service Codes (see instructions)	(c) Enter amount of indirect compensation
FIDELITY INVESTMENTS INSTITUTIONAL	60	0
(d) Enter name and EIN (address) of source of indirect compensation	(e) Describe the indirect compensation, including any formula used to determine the service provider's eligibility for or the amount of the indirect compensation.	
MANNING & NAPIER HIGH YIELD BD SRS 290 WOODCLIFF DR. FAIRPORT, NY 14450	0.40%	

Part I Service Provider Information (continued)

3. If you reported on line 2 receipt of indirect compensation, other than eligible indirect compensation, by a service provider, and the service provider is a fiduciary or provides contract administrator, consulting, custodial, investment advisory, investment management, broker, or recordkeeping services, answer the following questions for (a) each source from whom the service provider received \$1,000 or more in indirect compensation and (b) each source for whom the service provider gave you a formula used to determine the indirect compensation instead of an amount or estimated amount of the indirect compensation. Complete as many entries as needed to report the required information for each source.

(a) Enter service provider name as it appears on line 2	(b) Service Codes (see instructions)	(c) Enter amount of indirect compensation
FIDELITY INVESTMENTS INSTITUTIONAL	60	0
(d) Enter name and EIN (address) of source of indirect compensation	(e) Describe the indirect compensation, including any formula used to determine the service provider's eligibility for or the amount of the indirect compensation.	
MATTHEWS ASIAN GROWTH & INC FD 4 EMBARCADERO CENTER STE 550 SAN FRANCISCO, CA 94111	0.40%	
(a) Enter service provider name as it appears on line 2	(b) Service Codes (see instructions)	(c) Enter amount of indirect compensation
FIDELITY INVESTMENTS INSTITUTIONAL	60	0
(d) Enter name and EIN (address) of source of indirect compensation	(e) Describe the indirect compensation, including any formula used to determine the service provider's eligibility for or the amount of the indirect compensation.	
MILLER CONVERTIBLE BOND CL I 20 WILLIAM ST STE G5 WELLESLEY, MA 02481	0.10%	
(a) Enter service provider name as it appears on line 2	(b) Service Codes (see instructions)	(c) Enter amount of indirect compensation
FIDELITY INVESTMENTS INSTITUTIONAL	60	0
(d) Enter name and EIN (address) of source of indirect compensation	(e) Describe the indirect compensation, including any formula used to determine the service provider's eligibility for or the amount of the indirect compensation.	
LOOMIS SAYLES CORE PLUS BD FD CL A 399 BOYLSTON ST 8TH FL BOSTON, MA 02116	0.40%	

Part I Service Provider Information (continued)

3. If you reported on line 2 receipt of indirect compensation, other than eligible indirect compensation, by a service provider, and the service provider is a fiduciary or provides contract administrator, consulting, custodial, investment advisory, investment management, broker, or recordkeeping services, answer the following questions for (a) each source from whom the service provider received \$1,000 or more in indirect compensation and (b) each source for whom the service provider gave you a formula used to determine the indirect compensation instead of an amount or estimated amount of the indirect compensation. Complete as many entries as needed to report the required information for each source.

(a) Enter service provider name as it appears on line 2	(b) Service Codes (see instructions)	(c) Enter amount of indirect compensation
FIDELITY INVESTMENTS INSTITUTIONAL	60	0
(d) Enter name and EIN (address) of source of indirect compensation	(e) Describe the indirect compensation, including any formula used to determine the service provider's eligibility for or the amount of the indirect compensation.	
HCM DIVIDEND SECTOR PLUS FD INVES 1145 HEMBREE ROAD ROSWELL, GA 30076	0.40%	
(a) Enter service provider name as it appears on line 2	(b) Service Codes (see instructions)	(c) Enter amount of indirect compensation
FIDELITY INVESTMENTS INSTITUTIONAL	60	0
(d) Enter name and EIN (address) of source of indirect compensation	(e) Describe the indirect compensation, including any formula used to determine the service provider's eligibility for or the amount of the indirect compensation.	
PFG AMERICAN FDS GROWTH STRAT CL 777 108TH AVE NE STE 2100 BELLEVUE, WA 98004	0.40%	
(a) Enter service provider name as it appears on line 2	(b) Service Codes (see instructions)	(c) Enter amount of indirect compensation
FIDELITY INVESTMENTS INSTITUTIONAL	60	0
(d) Enter name and EIN (address) of source of indirect compensation	(e) Describe the indirect compensation, including any formula used to determine the service provider's eligibility for or the amount of the indirect compensation.	
PFG AMERICAN FDS CONS INC STRAT CL 777 108TH AVE NE STE 2100 BELLEVUE, WA 98004	0.40%	

Part I Service Provider Information (continued)

3. If you reported on line 2 receipt of indirect compensation, other than eligible indirect compensation, by a service provider, and the service provider is a fiduciary or provides contract administrator, consulting, custodial, investment advisory, investment management, broker, or recordkeeping services, answer the following questions for (a) each source from whom the service provider received \$1,000 or more in indirect compensation and (b) each source for whom the service provider gave you a formula used to determine the indirect compensation instead of an amount or estimated amount of the indirect compensation. Complete as many entries as needed to report the required information for each source.

(a) Enter service provider name as it appears on line 2	(b) Service Codes (see instructions)	(c) Enter amount of indirect compensation
FIDELITY INVESTMENTS INSTITUTIONAL	60	0
(d) Enter name and EIN (address) of source of indirect compensation	(e) Describe the indirect compensation, including any formula used to determine the service provider's eligibility for or the amount of the indirect compensation.	
T ROWE PRICE GLOBAL TECHNOLOGY 4515 PAINTERS MILL RD OWINGS MILLS, MD 21117	0.15%	
(a) Enter service provider name as it appears on line 2	(b) Service Codes (see instructions)	(c) Enter amount of indirect compensation
FIDELITY INVESTMENTS INSTITUTIONAL	60	0
(d) Enter name and EIN (address) of source of indirect compensation	(e) Describe the indirect compensation, including any formula used to determine the service provider's eligibility for or the amount of the indirect compensation.	
COMM SVC ULTSECT PROFD INVT C 7501 WISCONSIN AVE STE 1000 E TOWE BETHESDA, MD 20814	0.40%	
(a) Enter service provider name as it appears on line 2	(b) Service Codes (see instructions)	(c) Enter amount of indirect compensation
FIDELITY INVESTMENTS INSTITUTIONAL	60	0
(d) Enter name and EIN (address) of source of indirect compensation	(e) Describe the indirect compensation, including any formula used to determine the service provider's eligibility for or the amount of the indirect compensation.	
SEMICONDUCTOR ULT SECTOR PRO FD I 7501 WISCONSIN AVE STE 1000 E TOWE BETHESDA, MD 20814	0.40%	

Part I Service Provider Information (continued)

3. If you reported on line 2 receipt of indirect compensation, other than eligible indirect compensation, by a service provider, and the service provider is a fiduciary or provides contract administrator, consulting, custodial, investment advisory, investment management, broker, or recordkeeping services, answer the following questions for (a) each source from whom the service provider received \$1,000 or more in indirect compensation and (b) each source for whom the service provider gave you a formula used to determine the indirect compensation instead of an amount or estimated amount of the indirect compensation. Complete as many entries as needed to report the required information for each source.

(a) Enter service provider name as it appears on line 2	(b) Service Codes (see instructions)	(c) Enter amount of indirect compensation
FIDELITY INVESTMENTS INSTITUTIONAL	60	0
(d) Enter name and EIN (address) of source of indirect compensation	(e) Describe the indirect compensation, including any formula used to determine the service provider's eligibility for or the amount of the indirect compensation.	
BIOTECHNOLOGY ULT SECTOR PRO FD I 7501 WISCONSIN AVE STE 1000 E TOWE BETHESDA, MD 20814	0.40%	
(a) Enter service provider name as it appears on line 2	(b) Service Codes (see instructions)	(c) Enter amount of indirect compensation
FIDELITY INVESTMENTS INSTITUTIONAL	60	0
(d) Enter name and EIN (address) of source of indirect compensation	(e) Describe the indirect compensation, including any formula used to determine the service provider's eligibility for or the amount of the indirect compensation.	
ULT NASDAQ 100 PRO FD INV T 7501 WISCONSIN AVE STE 1000 E TOWE BETHESDA, MD 20814	0.40%	
(a) Enter service provider name as it appears on line 2	(b) Service Codes (see instructions)	(c) Enter amount of indirect compensation
FIDELITY INVESTMENTS INSTITUTIONAL	60	0
(d) Enter name and EIN (address) of source of indirect compensation	(e) Describe the indirect compensation, including any formula used to determine the service provider's eligibility for or the amount of the indirect compensation.	
BITCOIN STRATEGY FD INV T 7501 WISCONSIN AVE STE 1000 E TOWE BETHESDA, MD 20814	0.40%	

Part I Service Provider Information (continued)

3. If you reported on line 2 receipt of indirect compensation, other than eligible indirect compensation, by a service provider, and the service provider is a fiduciary or provides contract administrator, consulting, custodial, investment advisory, investment management, broker, or recordkeeping services, answer the following questions for (a) each source from whom the service provider received \$1,000 or more in indirect compensation and (b) each source for whom the service provider gave you a formula used to determine the indirect compensation instead of an amount or estimated amount of the indirect compensation. Complete as many entries as needed to report the required information for each source.

(a) Enter service provider name as it appears on line 2	(b) Service Codes (see instructions)	(c) Enter amount of indirect compensation
FIDELITY INVESTMENTS INSTITUTIONAL	60	0
(d) Enter name and EIN (address) of source of indirect compensation	(e) Describe the indirect compensation, including any formula used to determine the service provider's eligibility for or the amount of the indirect compensation.	
PUTNAM INTERNATIONALCAPT OPPORT 1 POST OFFICE SQ MAILZONE G3C BOSTON, MA 02109	0.40%	
(a) Enter service provider name as it appears on line 2	(b) Service Codes (see instructions)	(c) Enter amount of indirect compensation
FIDELITY INVESTMENTS INSTITUTIONAL	60	0
(d) Enter name and EIN (address) of source of indirect compensation	(e) Describe the indirect compensation, including any formula used to determine the service provider's eligibility for or the amount of the indirect compensation.	
RIVERNORTH CORE OPP FD CL INST 325 NORTH LASALLE ST STE 645 CHICAGO, IL 60654	0.10%	
(a) Enter service provider name as it appears on line 2	(b) Service Codes (see instructions)	(c) Enter amount of indirect compensation
FIDELITY INVESTMENTS INSTITUTIONAL	60	0
(d) Enter name and EIN (address) of source of indirect compensation	(e) Describe the indirect compensation, including any formula used to determine the service provider's eligibility for or the amount of the indirect compensation.	
T ROWE PRICE FINANCIAL SERVICES 4515 PAINTERS MILL RD OWINGS MILLS, MD 21117	0.15%	

Part I Service Provider Information (continued)

3. If you reported on line 2 receipt of indirect compensation, other than eligible indirect compensation, by a service provider, and the service provider is a fiduciary or provides contract administrator, consulting, custodial, investment advisory, investment management, broker, or recordkeeping services, answer the following questions for (a) each source from whom the service provider received \$1,000 or more in indirect compensation and (b) each source for whom the service provider gave you a formula used to determine the indirect compensation instead of an amount or estimated amount of the indirect compensation. Complete as many entries as needed to report the required information for each source.

(a) Enter service provider name as it appears on line 2	(b) Service Codes (see instructions)	(c) Enter amount of indirect compensation
FIDELITY INVESTMENTS INSTITUTIONAL	60	0
(d) Enter name and EIN (address) of source of indirect compensation	(e) Describe the indirect compensation, including any formula used to determine the service provider's eligibility for or the amount of the indirect compensation.	
T ROWE PRICE GLOBAL STOCK 4515 PAINTERS MILL RD OWINGS MILLS, MD 21117	0.15%	
(a) Enter service provider name as it appears on line 2	(b) Service Codes (see instructions)	(c) Enter amount of indirect compensation
FIDELITY INVESTMENTS INSTITUTIONAL	60	0
(d) Enter name and EIN (address) of source of indirect compensation	(e) Describe the indirect compensation, including any formula used to determine the service provider's eligibility for or the amount of the indirect compensation.	
ROYCE SM CAP OPPORTUNITY SERVICE 745 FIFTH AVE STE 2400 NEW YORK, NY 10151	0.40%	
(a) Enter service provider name as it appears on line 2	(b) Service Codes (see instructions)	(c) Enter amount of indirect compensation
FIDELITY INVESTMENTS INSTITUTIONAL	60	0
(d) Enter name and EIN (address) of source of indirect compensation	(e) Describe the indirect compensation, including any formula used to determine the service provider's eligibility for or the amount of the indirect compensation.	
RYDEX NASDAQ 100 INV CL 9601 BLACKWELL RD STE 500 ROCKVILLE, MD 20850	0.40%	

Part I Service Provider Information (continued)

3. If you reported on line 2 receipt of indirect compensation, other than eligible indirect compensation, by a service provider, and the service provider is a fiduciary or provides contract administrator, consulting, custodial, investment advisory, investment management, broker, or recordkeeping services, answer the following questions for (a) each source from whom the service provider received \$1,000 or more in indirect compensation and (b) each source for whom the service provider gave you a formula used to determine the indirect compensation instead of an amount or estimated amount of the indirect compensation. Complete as many entries as needed to report the required information for each source.

(a) Enter service provider name as it appears on line 2	(b) Service Codes (see instructions)	(c) Enter amount of indirect compensation
FIDELITY INVESTMENTS INSTITUTIONAL	60	0
(d) Enter name and EIN (address) of source of indirect compensation	(e) Describe the indirect compensation, including any formula used to determine the service provider's eligibility for or the amount of the indirect compensation.	
RYDEX ELECTRONICS INV CL 9601 BLACKWELL RD STE 500 ROCKVILLE, MD 20850	0.40%	
(a) Enter service provider name as it appears on line 2	(b) Service Codes (see instructions)	(c) Enter amount of indirect compensation
FIDELITY INVESTMENTS INSTITUTIONAL	60	0
(d) Enter name and EIN (address) of source of indirect compensation	(e) Describe the indirect compensation, including any formula used to determine the service provider's eligibility for or the amount of the indirect compensation.	
RYDEX BIOTECHNOLOGY INV CL 9601 BLACKWELL RD STE 500 ROCKVILLE, MD 20850	0.40%	
(a) Enter service provider name as it appears on line 2	(b) Service Codes (see instructions)	(c) Enter amount of indirect compensation
FIDELITY INVESTMENTS INSTITUTIONAL	60	0
(d) Enter name and EIN (address) of source of indirect compensation	(e) Describe the indirect compensation, including any formula used to determine the service provider's eligibility for or the amount of the indirect compensation.	
RYDEX MONTHLY REBAL NASDAQ 100 2X 9601 BLACKWELL RD STE 500 ROCKVILLE, MD 20850	0.40%	

Part I Service Provider Information (continued)

3. If you reported on line 2 receipt of indirect compensation, other than eligible indirect compensation, by a service provider, and the service provider is a fiduciary or provides contract administrator, consulting, custodial, investment advisory, investment management, broker, or recordkeeping services, answer the following questions for (a) each source from whom the service provider received \$1,000 or more in indirect compensation and (b) each source for whom the service provider gave you a formula used to determine the indirect compensation instead of an amount or estimated amount of the indirect compensation. Complete as many entries as needed to report the required information for each source.

(a) Enter service provider name as it appears on line 2	(b) Service Codes (see instructions)	(c) Enter amount of indirect compensation
FIDELITY INVESTMENTS INSTITUTIONAL	60	0
(d) Enter name and EIN (address) of source of indirect compensation	(e) Describe the indirect compensation, including any formula used to determine the service provider's eligibility for or the amount of the indirect compensation.	
RYDEX NASDAQ 100 FD CL H 9601 BLACKWELL RD STE 500 ROCKVILLE, MD 20850	0.40%	
(a) Enter service provider name as it appears on line 2	(b) Service Codes (see instructions)	(c) Enter amount of indirect compensation
FIDELITY INVESTMENTS INSTITUTIONAL	60	0
(d) Enter name and EIN (address) of source of indirect compensation	(e) Describe the indirect compensation, including any formula used to determine the service provider's eligibility for or the amount of the indirect compensation.	
THOMPSON BOND FD 1255 FOURIER DR STE 200 MADISON, WI 53717	0.25%	
(a) Enter service provider name as it appears on line 2	(b) Service Codes (see instructions)	(c) Enter amount of indirect compensation
FIDELITY INVESTMENTS INSTITUTIONAL	60	0
(d) Enter name and EIN (address) of source of indirect compensation	(e) Describe the indirect compensation, including any formula used to determine the service provider's eligibility for or the amount of the indirect compensation.	
CROSSBRIDGE LOW DUR HIGH INC INS 615 E. MICHIGAN ST MILWAUKEE, WI 53202	0.08%	

Part I Service Provider Information (continued)

3. If you reported on line 2 receipt of indirect compensation, other than eligible indirect compensation, by a service provider, and the service provider is a fiduciary or provides contract administrator, consulting, custodial, investment advisory, investment management, broker, or recordkeeping services, answer the following questions for (a) each source from whom the service provider received \$1,000 or more in indirect compensation and (b) each source for whom the service provider gave you a formula used to determine the indirect compensation instead of an amount or estimated amount of the indirect compensation. Complete as many entries as needed to report the required information for each source.

(a) Enter service provider name as it appears on line 2	(b) Service Codes (see instructions)	(c) Enter amount of indirect compensation
FIDELITY INVESTMENTS INSTITUTIONAL	60	0
(d) Enter name and EIN (address) of source of indirect compensation	(e) Describe the indirect compensation, including any formula used to determine the service provider's eligibility for or the amount of the indirect compensation.	
GLOBAL RESOURCES FD 3 CANAL PLAZA STE 600 PORTLAND, ME 04101	0.40%	
(a) Enter service provider name as it appears on line 2	(b) Service Codes (see instructions)	(c) Enter amount of indirect compensation
FIDELITY INVESTMENTS INSTITUTIONAL	60	0
(d) Enter name and EIN (address) of source of indirect compensation	(e) Describe the indirect compensation, including any formula used to determine the service provider's eligibility for or the amount of the indirect compensation.	
VAN ECK INTERNATN L INVTS GOLD 666 3RD AVE 9TH FL NEW YORK, NY 10017	0.38%	
(a) Enter service provider name as it appears on line 2	(b) Service Codes (see instructions)	(c) Enter amount of indirect compensation
FIDELITY INVESTMENTS INSTITUTIONAL	60	0
(d) Enter name and EIN (address) of source of indirect compensation	(e) Describe the indirect compensation, including any formula used to determine the service provider's eligibility for or the amount of the indirect compensation.	
VAN ECK GLOBAL RESOURCES FD CL A 666 3RD AVE 9TH FL NEW YORK, NY 10017	0.38%	

Part I Service Provider Information (continued)

3. If you reported on line 2 receipt of indirect compensation, other than eligible indirect compensation, by a service provider, and the service provider is a fiduciary or provides contract administrator, consulting, custodial, investment advisory, investment management, broker, or recordkeeping services, answer the following questions for (a) each source from whom the service provider received \$1,000 or more in indirect compensation and (b) each source for whom the service provider gave you a formula used to determine the indirect compensation instead of an amount or estimated amount of the indirect compensation. Complete as many entries as needed to report the required information for each source.

(a) Enter service provider name as it appears on line 2	(b) Service Codes (see instructions)	(c) Enter amount of indirect compensation
FIDELITY INVESTMENTS INSTITUTIONAL	60	0
(d) Enter name and EIN (address) of source of indirect compensation	(e) Describe the indirect compensation, including any formula used to determine the service provider's eligibility for or the amount of the indirect compensation.	
VICTORY GLOBAL ENERGY TRANSITION A 4900 TIEDEMAN RD 4TH FL BROOKLYN, OH 44114	0.40%	
(a) Enter service provider name as it appears on line 2	(b) Service Codes (see instructions)	(c) Enter amount of indirect compensation
FIDELITY INVESTMENTS INSTITUTIONAL	60	0
(d) Enter name and EIN (address) of source of indirect compensation	(e) Describe the indirect compensation, including any formula used to determine the service provider's eligibility for or the amount of the indirect compensation.	
WASATCH CORE GROWTH 505 WAKARA WAY STE 300 SALT LAKE CITY, UT 84108	0.40%	
(a) Enter service provider name as it appears on line 2	(b) Service Codes (see instructions)	(c) Enter amount of indirect compensation
FIDELITY INVESTMENTS INSTITUTIONAL	60	0
(d) Enter name and EIN (address) of source of indirect compensation	(e) Describe the indirect compensation, including any formula used to determine the service provider's eligibility for or the amount of the indirect compensation.	
APPLIED FIN EXPLORERFD INVT 8730 STONY POINT PKWY STE 205 RICHMOND, VA 23235	0.40%	

Part II Service Providers Who Fail or Refuse to Provide Information

4 Provide, to the extent possible, the following information for each service provider who failed or refused to provide the information necessary to complete this Schedule.

(a) Enter name and EIN or address of service provider (see instructions)	(b) Nature of Service Code(s)	(c) Describe the information that the service provider failed or refused to provide

(a) Enter name and EIN or address of service provider (see instructions)	(b) Nature of Service Code(s)	(c) Describe the information that the service provider failed or refused to provide

(a) Enter name and EIN or address of service provider (see instructions)	(b) Nature of Service Code(s)	(c) Describe the information that the service provider failed or refused to provide

(a) Enter name and EIN or address of service provider (see instructions)	(b) Nature of Service Code(s)	(c) Describe the information that the service provider failed or refused to provide

(a) Enter name and EIN or address of service provider (see instructions)	(b) Nature of Service Code(s)	(c) Describe the information that the service provider failed or refused to provide

(a) Enter name and EIN or address of service provider (see instructions)	(b) Nature of Service Code(s)	(c) Describe the information that the service provider failed or refused to provide

Part III Termination Information on Accountants and Enrolled Actuaries (see instructions)
(complete as many entries as needed)

a Name:	b EIN:
c Position:	
d Address:	e Telephone:

Explanation:

a Name:	b EIN:
c Position:	
d Address:	e Telephone:

Explanation:

a Name:	b EIN:
c Position:	
d Address:	e Telephone:

Explanation:

a Name:	b EIN:
c Position:	
d Address:	e Telephone:

Explanation:

a Name:	b EIN:
c Position:	
d Address:	e Telephone:

Explanation:

SCHEDULE H (Form 5500) <small>Department of the Treasury Internal Revenue Service</small> <small>Department of Labor Employee Benefits Security Administration</small> <small>Pension Benefit Guaranty Corporation</small>	Financial Information This schedule is required to be filed under section 104 of the Employee Retirement Income Security Act of 1974 (ERISA), and section 6058(a) of the Internal Revenue Code (the Code). ► File as an attachment to Form 5500.	OMB No. 1210-0110 2024 This Form is Open to Public Inspection
--	--	---

For calendar plan year 2024 or fiscal plan year beginning 01/01/2024 and ending 12/31/2024	
A Name of plan SOUTHERN NEW HAMPSHIRE MEDICAL CENTER 403(B) RETIREMENT SAVINGS PLUS PLAN	B Three-digit plan number (PN) ► 003
C Plan sponsor's name as shown on line 2a of Form 5500 SOUTHERN NEW HAMPSHIRE MEDICAL CENTER	D Employer Identification Number (EIN) 02-0483054

Part I	Asset and Liability Statement
---------------	--------------------------------------

1 Current value of plan assets and liabilities at the beginning and end of the plan year. Combine the value of plan assets held in more than one trust. Report the value of the plan's interest in a commingled fund containing the assets of more than one plan on a line-by-line basis unless the value is reportable on lines 1c(9) through 1c(14). Do not enter the value of that portion of an insurance contract which guarantees, during this plan year, to pay a specific dollar benefit at a future date. **Round off amounts to the nearest dollar.** MTIAs, CCTs, PSAs, and 103-12 IEs do not complete lines 1b(1), 1b(2), 1c(8), 1g, 1h, and 1i. CCTs, PSAs, and 103-12 IEs also do not complete lines 1d and 1e. See instructions.

		(a) Beginning of Year	(b) End of Year
Assets			
a Total noninterest-bearing cash	1a	86190	0
b Receivables (less allowance for doubtful accounts):			
(1) Employer contributions	1b(1)	0	0
(2) Participant contributions	1b(2)	0	0
(3) Other	1b(3)	23	33
c General investments:			
(1) Interest-bearing cash (include money market accounts & certificates of deposit)	1c(1)	978446	1170657
(2) U.S. Government securities	1c(2)	0	0
(3) Corporate debt instruments (other than employer securities):			
(A) Preferred	1c(3)(A)	0	0
(B) All other	1c(3)(B)	0	0
(4) Corporate stocks (other than employer securities):			
(A) Preferred	1c(4)(A)	0	0
(B) Common	1c(4)(B)	0	0
(5) Partnership/joint venture interests	1c(5)	0	0
(6) Real estate (other than employer real property)	1c(6)	0	0
(7) Loans (other than to participants)	1c(7)	0	0
(8) Participant loans	1c(8)	1390260	1455528
(9) Value of interest in common/collective trusts	1c(9)	0	0
(10) Value of interest in pooled separate accounts	1c(10)	0	0
(11) Value of interest in master trust investment accounts	1c(11)	0	0
(12) Value of interest in 103-12 investment entities	1c(12)	0	0
(13) Value of interest in registered investment companies (e.g., mutual funds)	1c(13)	215949267	239338759
(14) Value of funds held in insurance company general account (unallocated contracts)	1c(14)	8187984	5789858
(15) Other	1c(15)	0	0

1d Employer-related investments:		(a) Beginning of Year	(b) End of Year
(1) Employer securities.....	1d(1)	0	0
(2) Employer real property.....	1d(2)	0	0
e Buildings and other property used in plan operation.....	1e	0	0
f Total assets (add all amounts in lines 1a through 1e).....	1f	226592170	247754835
Liabilities			
g Benefit claims payable.....	1g	0	0
h Operating payables.....	1h	0	0
i Acquisition indebtedness.....	1i	0	0
j Other liabilities.....	1j	133282	331645
k Total liabilities (add all amounts in lines 1g through 1j).....	1k	133282	331645
Net Assets			
l Net assets (subtract line 1k from line 1f).....	1l	226458888	247423190

Part II Income and Expense Statement

2 Plan income, expenses, and changes in net assets for the year. Include all income and expenses of the plan, including any trust(s) or separately maintained fund(s) and any payments/receipts to/from insurance carriers. Round off amounts to the nearest dollar. MTIAs, CCTs, PSAs, and 103-12 IEs do not complete lines 2a, 2b(1)(E), 2e, 2f, and 2g.

Income		(a) Amount	(b) Total
a Contributions:			
(1) Received or receivable in cash from: (A) Employers.....	2a(1)(A)	0	
(B) Participants.....	2a(1)(B)	12397246	
(C) Others (including rollovers).....	2a(1)(C)	1803809	
(2) Noncash contributions.....	2a(2)	0	14201055
(3) Total contributions. Add lines 2a(1)(A) , (B) , (C) , and line 2a(2)	2a(3)		
b Earnings on investments:			
(1) Interest:			
(A) Interest-bearing cash (including money market accounts and certificates of deposit).....	2b(1)(A)	53806	363513
(B) U.S. Government securities.....	2b(1)(B)	0	
(C) Corporate debt instruments.....	2b(1)(C)	0	
(D) Loans (other than to participants).....	2b(1)(D)	0	
(E) Participant loans.....	2b(1)(E)	89578	
(F) Other.....	2b(1)(F)	220129	
(G) Total interest. Add lines 2b(1)(A) through (F)	2b(1)(G)		
(2) Dividends: (A) Preferred stock.....	2b(2)(A)	0	10963202
(B) Common stock.....	2b(2)(B)	0	
(C) Registered investment company shares (e.g. mutual funds).....	2b(2)(C)	10963202	
(D) Total dividends. Add lines 2b(2)(A) , (B) , and (C)	2b(2)(D)		
(3) Rents.....	2b(3)		0
(4) Net gain (loss) on sale of assets: (A) Aggregate proceeds.....	2b(4)(A)	0	0
(B) Aggregate carrying amount (see instructions).....	2b(4)(B)	0	
(C) Subtract line 2b(4)(B) from line 2b(4)(A) and enter result.....	2b(4)(C)		
(5) Unrealized appreciation (depreciation) of assets: (A) Real estate.....	2b(5)(A)	0	0
(B) Other.....	2b(5)(B)	0	
(C) Total unrealized appreciation of assets. Add lines 2b(5)(A) and (B)	2b(5)(C)		

	(a) Amount	(b) Total
(6) Net investment gain (loss) from common/collective trusts	2b(6)	0
(7) Net investment gain (loss) from pooled separate accounts	2b(7)	0
(8) Net investment gain (loss) from master trust investment accounts	2b(8)	0
(9) Net investment gain (loss) from 103-12 investment entities	2b(9)	0
(10) Net investment gain (loss) from registered investment companies (e.g., mutual funds)	2b(10)	27984817
c Other income	2c	132589
d Total income. Add all income amounts in column (b) and enter total	2d	53645176

Expenses

e Benefit payment and payments to provide benefits:		
(1) Directly to participants or beneficiaries, including direct rollovers	2e(1)	32374009
(2) To insurance carriers for the provision of benefits	2e(2)	0
(3) Other	2e(3)	0
(4) Total benefit payments. Add lines 2e(1) through (3)	2e(4)	32374009
f Corrective distributions (see instructions)	2f	12062
g Certain deemed distributions of participant loans (see instructions)	2g	5725
h Interest expense	2h	0
i Administrative expenses:		
(1) Salaries and allowances	2i(1)	0
(2) Contract administrator fees	2i(2)	0
(3) Recordkeeping fees	2i(3)	217491
(4) IQPA audit fees	2i(4)	0
(5) Investment advisory and investment management fees	2i(5)	42763
(6) Bank or trust company trustee/custodial fees	2i(6)	0
(7) Actuarial fees	2i(7)	0
(8) Legal fees	2i(8)	0
(9) Valuation/appraisal fees	2i(9)	0
(10) Other trustee fees and expenses	2i(10)	0
(11) Other expenses	2i(11)	28824
(12) Total administrative expenses. Add lines 2i(1) through (11)	2i(12)	289078
j Total expenses. Add all expense amounts in column (b) and enter total	2j	32680874

Net Income and Reconciliation

k Net income (loss). Subtract line 2j from line 2d	2k	20964302
l Transfers of assets:		
(1) To this plan	2l(1)	0
(2) From this plan	2l(2)	0

Part III Accountant's Opinion

3 Complete lines 3a through 3c if the opinion of an independent qualified public accountant is attached to this Form 5500. Complete line 3d if an opinion is not attached.

a The attached opinion of an independent qualified public accountant for this plan is (see instructions):

(1) Unmodified (2) Qualified (3) Disclaimer (4) Adverse

b Check the appropriate box(es) to indicate whether the IQPA performed an ERISA section 103(a)(3)(C) audit. Check both boxes (1) and (2) if the audit was performed pursuant to both 29 CFR 2520.103-8 and 29 CFR 2520.103-12(d). Check box (3) if pursuant to neither.

(1) DOL Regulation 2520.103-8 (2) DOL Regulation 2520.103-12(d) (3) neither DOL Regulation 2520.103-8 nor DOL Regulation 2520.103-12(d).

c Enter the name and EIN of the accountant (or accounting firm) below:

(1) Name: **BAKER NEWMAN & NOYES, LLC**

(2) EIN: **01-0494526**

d The opinion of an independent qualified public accountant is **not attached** as part of Schedule H because:

(1) This form is filed for a CCT, PSA, DCG or MTIA. (2) It will be attached to the next Form 5500 pursuant to 29 CFR 2520.104-50.

Part IV Compliance Questions

4 CCTs and PSAs do not complete Part IV. MTIAs, 103-12 IEs, and GIAs do not complete lines 4a, 4e, 4f, 4g, 4h, 4k, 4m, 4n, or 5. 103-12 IEs also do not complete lines 4j and 4l. MTIAs also do not complete line 4l. DCGs do not complete lines 4e, 4f, 4k, 4l, and 5, and DCGs generally complete the rest of Part IV collectively for all plans in the DCG, except as otherwise provided (see instructions).

During the plan year:

	Yes	No	Amount
a Was there a failure to transmit to the plan any participant contributions within the time period described in 29 CFR 2510.3-102? Continue to answer "Yes" for any prior year failures until fully corrected. (See instructions and DOL's Voluntary Fiduciary Correction Program.)		X	
b Were any loans by the plan or fixed income obligations due the plan in default as of the close of the plan year or classified during the year as uncollectible? Disregard participant loans secured by participant's account balance. (Attach Schedule G (Form 5500) Part I if "Yes" is checked.)		X	
c Were any leases to which the plan was a party in default or classified during the year as uncollectible? (Attach Schedule G (Form 5500) Part II if "Yes" is checked.)		X	
d Were there any nonexempt transactions with any party-in-interest? (Do not include transactions reported on line 4a. Attach Schedule G (Form 5500) Part III if "Yes" is checked.)		X	
e Was this plan covered by a fidelity bond?	X		1000000
f Did the plan have a loss, whether or not reimbursed by the plan's fidelity bond, that was caused by fraud or dishonesty?		X	
g Did the plan hold any assets whose current value was neither readily determinable on an established market nor set by an independent third party appraiser?		X	
h Did the plan receive any noncash contributions whose value was neither readily determinable on an established market nor set by an independent third party appraiser?		X	
i Did the plan have assets held for investment? (Attach schedule(s) of assets if "Yes" is checked, and see instructions for format requirements.)	X		
j Were any plan transactions or series of transactions in excess of 5% of the current value of plan assets? (Attach schedule of transactions if "Yes" is checked and see instructions for format requirements.)		X	
k Were all the plan assets either distributed to participants or beneficiaries, transferred to another plan, or brought under the control of the PBGC?		X	
l Has the plan failed to provide any benefit when due under the plan?	X		2047
m If this is an individual account plan, was there a blackout period? (See instructions and 29 CFR 2520.101-3.)		X	
n If 4m was answered "Yes," check the "Yes" box if you either provided the required notice or one of the exceptions to providing the notice applied under 29 CFR 2520.101-3.			

5a Has a resolution to terminate the plan been adopted during the plan year or any prior plan year? Yes No
If "Yes," enter the amount of any plan assets that reverted to the employer this year _____.

5b If, during this plan year, any assets or liabilities were transferred from this plan to another plan(s), identify the plan(s) to which assets or liabilities were transferred. (See instructions.)

5b(1) Name of plan(s)	5b(2) EIN(s)	5b(3) PN(s)

5c Was the plan a defined benefit plan covered under the PBGC insurance program at any time during this plan year? (See ERISA section 4021 and instructions.) Yes No Not determined
 If "Yes" is checked, enter the My PAA confirmation number from the PBGC premium filing for this plan year _____.

SCHEDULE R (Form 5500) <small>Department of the Treasury Internal Revenue Service</small> <small>Department of Labor Employee Benefits Security Administration</small> <small>Pension Benefit Guaranty Corporation</small>	Retirement Plan Information This schedule is required to be filed under sections 104 and 4065 of the Employee Retirement Income Security Act of 1974 (ERISA) and section 6058(a) of the Internal Revenue Code (the Code). ▶ File as an attachment to Form 5500.	<small>OMB No. 1210-0110</small> 2024 This Form is Open to Public Inspection.
--	---	---

For calendar plan year 2024 or fiscal plan year beginning 01/01/2024 and ending 12/31/2024

A Name of plan <u>SOUTHERN NEW HAMPSHIRE MEDICAL CENTER 403(B) RETIREMENT SAVINGS PLUS PLAN</u>	B Three-digit plan number (PN) ▶	<u>003</u>
C Plan sponsor's name as shown on line 2a of Form 5500 <u>SOUTHERN NEW HAMPSHIRE MEDICAL CENTER</u>	D Employer Identification Number (EIN) <u>02-0483054</u>	

Part I	Distributions
---------------	----------------------

All references to distributions relate only to payments of benefits during the plan year.

1 Total value of distributions paid in property other than in cash or the forms of property specified in the instructions.....

1	0
---	---

2 Enter the EIN(s) of payor(s) who paid benefits on behalf of the plan to participants or beneficiaries during the year (if more than two, enter EINs of the two payors who paid the greatest dollar amounts of benefits):
EIN(s): 04-6568107

Profit-sharing plans, ESOPs, and stock bonus plans, skip line 3.

3 Number of participants (living or deceased) whose benefits were distributed in a single sum, during the plan year.....

3	
---	--

Part II	Funding Information (If the plan is not subject to the minimum funding requirements of section 412 of the Internal Revenue Code or ERISA section 302, skip this Part.)
----------------	---

4 Is the plan administrator making an election under Code section 412(d)(2) or ERISA section 302(d)(2)? Yes No N/A
If the plan is a defined benefit plan, go to line 8.

5 If a waiver of the minimum funding standard for a prior year is being amortized in this plan year, see instructions and enter the date of the ruling letter granting the waiver. **Date:** Month _____ Day _____ Year _____
If you completed line 5, complete lines 3, 9, and 10 of Schedule MB and do not complete the remainder of this schedule.

6 a Enter the minimum required contribution for this plan year (include any prior year accumulated funding deficiency not waived)	6a	
b Enter the amount contributed by the employer to the plan for this plan year	6b	
c Subtract the amount in line 6b from the amount in line 6a. Enter the result (enter a minus sign to the left of a negative amount).....	6c	

If you completed line 6c, skip lines 8 and 9.

7 Will the minimum funding amount reported on line 6c be met by the funding deadline?..... Yes No N/A

8 If a change in actuarial cost method was made for this plan year pursuant to a revenue procedure or other authority providing automatic approval for the change or a class ruling letter, does the plan sponsor or plan administrator agree with the change? Yes No N/A

Part III	Amendments
-----------------	-------------------

9 If this is a defined benefit pension plan, were any amendments adopted during this plan year that increased or decreased the value of benefits? If yes, check the appropriate box. If no, check the "No" box..... Increase Decrease Both No

Part IV	ESOPs (see instructions). If this is not a plan described under section 409(a) or 4975(e)(7) of the Internal Revenue Code, skip this Part.
----------------	---

10 Were unallocated employer securities or proceeds from the sale of unallocated securities used to repay any exempt loan? Yes No

11 a Does the ESOP hold any preferred stock? Yes No

b If the ESOP has an outstanding exempt loan with the employer as lender, is such loan part of a "back-to-back" loan? (See instructions for definition of "back-to-back" loan.) Yes No

12 Does the ESOP hold any stock that is not readily tradable on an established securities market? Yes No

Part V Additional Information for Multiemployer Defined Benefit Pension Plans

13 Enter the following information for each employer that (1) contributed more than 5% of total contributions to the plan during the plan year or (2) was one of the top-ten highest contributors (measured in dollars). See instructions. Complete as many entries as needed to report all applicable employers.

a Name of contributing employer _____

b EIN _____ **c** Dollar amount contributed by employer _____

d Date collective bargaining agreement expires (If employer contributes under more than one collective bargaining agreement, check box and see instructions regarding required attachment. Otherwise, enter the applicable date.) Month _____ Day _____ Year _____

e Contribution rate information (If more than one rate applies, check this box and see instructions regarding required attachment. Otherwise, complete lines 13e(1) and 13e(2).)

(1) Contribution rate (in dollars and cents) _____

(2) Base unit measure: Hourly Weekly Unit of production Other (specify): _____

a Name of contributing employer _____

b EIN _____ **c** Dollar amount contributed by employer _____

d Date collective bargaining agreement expires (If employer contributes under more than one collective bargaining agreement, check box and see instructions regarding required attachment. Otherwise, enter the applicable date.) Month _____ Day _____ Year _____

e Contribution rate information (If more than one rate applies, check this box and see instructions regarding required attachment. Otherwise, complete lines 13e(1) and 13e(2).)

(1) Contribution rate (in dollars and cents) _____

(2) Base unit measure: Hourly Weekly Unit of production Other (specify): _____

a Name of contributing employer _____

b EIN _____ **c** Dollar amount contributed by employer _____

d Date collective bargaining agreement expires (If employer contributes under more than one collective bargaining agreement, check box and see instructions regarding required attachment. Otherwise, enter the applicable date.) Month _____ Day _____ Year _____

e Contribution rate information (If more than one rate applies, check this box and see instructions regarding required attachment. Otherwise, complete lines 13e(1) and 13e(2).)

(1) Contribution rate (in dollars and cents) _____

(2) Base unit measure: Hourly Weekly Unit of production Other (specify): _____

a Name of contributing employer _____

b EIN _____ **c** Dollar amount contributed by employer _____

d Date collective bargaining agreement expires (If employer contributes under more than one collective bargaining agreement, check box and see instructions regarding required attachment. Otherwise, enter the applicable date.) Month _____ Day _____ Year _____

e Contribution rate information (If more than one rate applies, check this box and see instructions regarding required attachment. Otherwise, complete lines 13e(1) and 13e(2).)

(1) Contribution rate (in dollars and cents) _____

(2) Base unit measure: Hourly Weekly Unit of production Other (specify): _____

a Name of contributing employer _____

b EIN _____ **c** Dollar amount contributed by employer _____

d Date collective bargaining agreement expires (If employer contributes under more than one collective bargaining agreement, check box and see instructions regarding required attachment. Otherwise, enter the applicable date.) Month _____ Day _____ Year _____

e Contribution rate information (If more than one rate applies, check this box and see instructions regarding required attachment. Otherwise, complete lines 13e(1) and 13e(2).)

(1) Contribution rate (in dollars and cents) _____

(2) Base unit measure: Hourly Weekly Unit of production Other (specify): _____

a Name of contributing employer _____

b EIN _____ **c** Dollar amount contributed by employer _____

d Date collective bargaining agreement expires (If employer contributes under more than one collective bargaining agreement, check box and see instructions regarding required attachment. Otherwise, enter the applicable date.) Month _____ Day _____ Year _____

e Contribution rate information (If more than one rate applies, check this box and see instructions regarding required attachment. Otherwise, complete lines 13e(1) and 13e(2).)

(1) Contribution rate (in dollars and cents) _____

(2) Base unit measure: Hourly Weekly Unit of production Other (specify): _____

14 Enter the number of deferred vested and retired participants (inactive participants), as of the beginning of the plan year, whose contributing employer is no longer making contributions to the plan for:

a The current plan year. Check the box to indicate the counting method used to determine the number of inactive participants: <input type="checkbox"/> last contributing employer <input type="checkbox"/> alternative <input type="checkbox"/> reasonable approximation (see instructions for required attachment).....	14a	
b The plan year immediately preceding the current plan year. <input type="checkbox"/> Check the box if the number reported is a change from what was previously reported (see instructions for required attachment).....	14b	
c The second preceding plan year. <input type="checkbox"/> Check the box if the number reported is a change from what was previously reported (see instructions for required attachment).....	14c	

15 Enter the ratio of the number of participants under the plan on whose behalf no employer had an obligation to make an employer contribution during the current plan year to:

a The corresponding number for the plan year immediately preceding the current plan year	15a	
b The corresponding number for the second preceding plan year	15b	

16 Information with respect to any employers who withdrew from the plan during the preceding plan year:

a Enter the number of employers who withdrew during the preceding plan year	16a	
b If line 16a is greater than 0, enter the aggregate amount of withdrawal liability assessed or estimated to be assessed against such withdrawn employers.....	16b	

17 If assets and liabilities from another plan have been transferred to or merged with this plan during the plan year, check box and see instructions regarding supplemental information to be included as an attachment

Part VI Additional Information for Single-Employer and Multiemployer Defined Benefit Pension Plans

18 If any liabilities to participants or their beneficiaries under the plan as of the end of the plan year consist (in whole or in part) of liabilities to such participants and beneficiaries under two or more pension plans as of immediately before such plan year, check box and see instructions regarding supplemental information to be included as an attachment

19 If the total number of participants is 1,000 or more, complete lines (a) and (b):

a Enter the percentage of plan assets held as:
 Public Equity: _____% Private Equity: _____% Investment-Grade Debt and Interest Rate Hedging Assets: _____%
 High-Yield Debt: _____% Real Assets: _____% Cash or Cash Equivalents: _____% Other: _____%

b Provide the average duration of the Investment-Grade Debt and Interest Rate Hedging Assets:
 0-5 years 5-10 years 10-15 years 15 years or more

20 PBGC missed contribution reporting requirements. If this is a multiemployer plan or a single-employer plan that is not covered by PBGC, skip line 20.

a Is the amount of unpaid minimum required contributions for all years from Schedule SB (Form 5500) line 40 greater than zero? Yes No


b If line 20a is "Yes," has PBGC been notified as required by ERISA sections 4043(c)(5) and/or 303(k)(4)? Check the applicable box:
 Yes.
 No. Reporting was waived under 29 CFR 4043.25(c)(2) because contributions equal to or exceeding the unpaid minimum required contribution were made by the 30th day after the due date.
 No. The 30-day period referenced in 29 CFR 4043.25(c)(2) has not yet ended, and the sponsor intends to make a contribution equal to or exceeding the unpaid minimum required contribution by the 30th day after the due date.
 No. Other. Provide explanation: _____

Part VII IRS Compliance Questions

21a Does the plan satisfy the coverage and nondiscrimination tests of Code sections 410(b) and 401(a)(4) by combining this plan with any other plans under the permissive aggregation rules? Yes No

21b If this is a Code section 401(k) plan, check all boxes that apply to indicate how the plan is intended to satisfy the nondiscrimination requirements for employee deferrals and employer matching contributions (as applicable) under Code sections 401(k)(3) and 401(m)(2).
 Design-based safe harbor method
 "Prior year" ADP test
 "Current year" ADP test
 N/A

22 If the plan sponsor is an adopter of a pre-approved plan that received a favorable IRS Opinion Letter, enter the date of the Opinion Letter 08 / 07 / 2017 (MM/DD/YYYY) and the Opinion Letter serial number J500955A.




Southern New Hampshire Medical Center 403(b) Retirement Savings Plus Plan

Financial Statements
and Supplemental Schedule

*Years Ended December 31, 2024 and 2023
With Independent Auditors' Report*

Baker Newman & Noyes LLC
MAINE | MASSACHUSETTS | NEW HAMPSHIRE
800.244.7444 | www.bnn CPA.com





INDEPENDENT AUDITORS' REPORT

Plan Committee and Participants
Southern New Hampshire Medical Center
403(b) Retirement Savings Plus Plan

Scope and Nature of the ERISA Section 103(a)(3)(C) Audit

We have performed audits of the financial statements of the Southern New Hampshire Medical Center 403(b) Retirement Savings Plus Plan (the Plan), an employee benefit plan subject to the *Employee Retirement Income Security Act of 1974* (ERISA), as permitted by ERISA Section 103(a)(3)(C) (ERISA Section 103(a)(3)(C) audit). The financial statements comprise the statements of net assets available for benefits as of December 31, 2024 and 2023, the related statements of changes in net assets available for benefits for the years then ended, and the related notes to the financial statements.

Management, having determined it is permissible in the circumstances, has elected to have the audits of the Plan's financial statements performed in accordance with ERISA Section 103(a)(3)(C) pursuant to 29 CFR 2520.103-8 of the Department of Labor's (DOL) Rules and Regulations for Reporting and Disclosure under ERISA. As permitted by ERISA Section 103(a)(3)(C), our audits need not extend to any statements or information related to assets held for investment of the Plan (investment information) by a bank or similar institution or insurance carrier that is regulated, supervised, and subject to periodic examination by a state or federal agency, provided that the statements or information regarding assets so held are prepared and certified to by the bank or similar institution or insurance carrier in accordance with 29 CFR 2520.103-5 of the DOL's Rules and Regulations for Reporting and Disclosure under ERISA (qualified institution).

Management has obtained certifications from a qualified institution as of and for the years ended December 31, 2024 and 2023, stating that the certified investment information, as described in Note 3 to the financial statements, is complete and accurate.

Opinion

In our opinion, based on our audits and on the procedures performed as described in the Auditors' Responsibilities for the Audit of the Financial Statements section:

- The amounts and disclosures in the accompanying financial statements, other than those agreed to or derived from the certified investment information, are presented fairly, in all material respects, in accordance with accounting principles generally accepted in the United States of America (U.S. GAAP).
- The information in the accompanying financial statements related to assets held by and certified to by a qualified institution agrees to, or is derived from, in all material respects, the information prepared and certified by an institution that management determined meets the requirements of ERISA Section 103(a)(3)(C).

Basis for Opinion

We conducted our audits in accordance with auditing standards generally accepted in the United States of America (GAAS). Our responsibilities under those standards are further described in the Auditors' Responsibilities for the Audit of the Financial Statements section of our report. We are required to be independent of the Plan and to meet our other ethical responsibilities, in accordance with the relevant ethical requirements relating to our audits. We believe that the audit evidence we have obtained is sufficient and appropriate to provide a basis for our ERISA Section 103(a)(3)(C) audit opinion.

Responsibilities of Management for the Financial Statements

Management is responsible for the preparation and fair presentation of the financial statements in accordance with U.S. GAAP, and for the design, implementation, and maintenance of internal control relevant to the preparation and fair presentation of financial statements that are free from material misstatement, whether due to fraud or error. Management's election of the ERISA Section 103(a)(3)(C) audit does not affect management's responsibility for the financial statements.

In preparing the financial statements, management is required to evaluate whether there are conditions or events, considered in the aggregate, that raise substantial doubt about the Plan's ability to continue as a going concern within one year after the date that the financial statements are issued or available to be issued.

Management is also responsible for maintaining a current plan instrument, including all plan amendments, administering the Plan, and determining that the Plan's transactions that are presented and disclosed in the financial statements are in conformity with the Plan's provisions, including maintaining sufficient records with respect to each of the participants, to determine the benefits due or which may become due to such participants.

Auditors' Responsibilities for the Audit of the Financial Statements

Except as described in the Scope and Nature of the ERISA Section 103(a)(3)(C) Audit section of our report, our objectives are to obtain reasonable assurance about whether the financial statements as a whole are free from material misstatement, whether due to fraud or error, and to issue an auditors' report that includes our opinion. Reasonable assurance is a high level of assurance but is not absolute assurance and therefore is not a guarantee that an audit conducted in accordance with GAAS will always detect a material misstatement when it exists. The risk of not detecting a material misstatement resulting from fraud is higher than for one resulting from error, as fraud may involve collusion, forgery, intentional omissions, misrepresentations, or the override of internal control. Misstatements are considered material if there is a substantial likelihood that, individually or in the aggregate, they would influence the judgment made by a reasonable user based on the financial statements.

In performing an audit in accordance with GAAS, we:

- Exercise professional judgment and maintain professional skepticism throughout the audit.
- Identify and assess the risks of material misstatement of the financial statements, whether due to fraud or error, and design and perform audit procedures responsive to those risks. Such procedures include examining, on a test basis, evidence regarding the amounts and disclosures in the financial statements.

Plan Committee and Participants
Southern New Hampshire Medical Center
403(b) Retirement Savings Plus Plan

- Obtain an understanding of internal control relevant to the audit in order to design audit procedures that are appropriate in the circumstances, but not for the purpose of expressing an opinion on the effectiveness of the Plan's internal control. Accordingly, no such opinion is expressed.
- Evaluate the appropriateness of accounting policies used and the reasonableness of significant accounting estimates made by management, as well as evaluate the overall presentation of the financial statements.
- Conclude whether, in our judgment, there are conditions or events, considered in the aggregate, that raise substantial doubt about the Plan's ability to continue as a going concern for a reasonable period of time.

Our audits did not extend to the certified investment information, except for obtaining and reading the certification, comparing the certified investment information with the related information presented and disclosed in the financial statements, and reading the disclosures relating to the certified investment information to assess whether they are in accordance with the presentation and disclosure requirements of U.S. GAAP.

Accordingly, the objective of an ERISA Section 103(a)(3)(C) audit is not to express an opinion about whether the financial statements as a whole are presented fairly, in all material respects, in accordance with U.S. GAAP.

We are required to communicate with those charged with governance regarding, among other matters, the planned scope and timing of the audit, significant audit findings, and certain internal control-related matters that we identified during the audit.

Other Matter - Supplemental Schedule Required by ERISA

The supplemental schedule of assets (held at end of year) as of December 31, 2024, is presented for purposes of additional analysis and is not a required part of the financial statements but is supplementary information required by the DOL's Rules and Regulations for Reporting and Disclosure under ERISA. Such information is the responsibility of management and was derived from and relates directly to the underlying accounting and other records used to prepare the financial statements. The information included in the supplemental schedule, other than that agreed to or derived from the certified investment information, has been subjected to auditing procedures applied in the audit of the financial statements and certain additional procedures, including comparing and reconciling such information directly to the underlying accounting and other records used to prepare the financial statements or to the financial statements themselves, and other additional procedures in accordance with GAAS. For information included in the supplemental schedule that agreed to or is derived from the certified investment information, we compared such information to the related certified investment information.

In forming our opinion on the supplemental schedule, we evaluated whether the supplemental schedule, other than the information agreed to or derived from the certified investment information, including its form and content, is presented in conformity with the DOL's Rules and Regulations for Reporting and Disclosure under ERISA.

Plan Committee and Participants
Southern New Hampshire Medical Center
403(b) Retirement Savings Plus Plan

In our opinion:

- The form and content of the supplemental schedule, other than the information in the supplemental schedule that agreed to or is derived from the certified investment information, are presented, in all material respects, in conformity with the DOL's Rules and Regulations for Reporting and Disclosure under ERISA.
- The information in the supplemental schedule related to assets held by and certified to by a qualified institution agrees to, or is derived from, in all material respects, the information prepared and certified by an institution that management determined meets the requirements of ERISA Section 103(a)(3)(C).

Baker Newman: Noyes LLC

Portland, Maine
October 9, 2025

**SOUTHERN NEW HAMPSHIRE MEDICAL CENTER
403(b) RETIREMENT SAVINGS PLUS PLAN**

STATEMENTS OF NET ASSETS AVAILABLE FOR BENEFITS

December 31, 2024 and 2023

	<u>2024</u>	<u>2023</u>
Assets:		
Investments:		
Money market fund (at fair value)	\$ 350,601	\$ 105,051
Mutual funds (at fair value)	232,024,883	209,617,585
Self-directed brokerage accounts (at fair value)	8,133,932	7,291,266
Group annuity contracts (at contract value)	<u>5,789,878</u>	<u>8,150,621</u>
Total investments	246,299,294	225,164,523
Receivable:		
Notes receivable from participants	<u>1,455,528</u>	<u>1,390,260</u>
Total assets	247,754,822	226,554,783
Liabilities:		
Deferred credits	<u>331,632</u>	<u>95,895</u>
Net assets available for benefits	<u>\$247,423,190</u>	<u>\$226,458,888</u>

See accompanying notes.

SOUTHERN NEW HAMPSHIRE MEDICAL CENTER
403(b) RETIREMENT SAVINGS PLUS PLAN

STATEMENTS OF CHANGES IN NET ASSETS AVAILABLE FOR BENEFITS

Years Ended December 31, 2024 and 2023

	<u>2024</u>	<u>2023</u>
Additions:		
Investment income:		
Interest and dividends from investments	\$ 12,162,331	\$ 7,852,949
Net appreciation in fair value of investments	<u>27,059,623</u>	<u>33,552,124</u>
Total investment income	39,221,954	41,405,073
Interest income on notes receivable from participants	89,578	76,519
Other income	132,589	204,113
Contributions:		
Employee	12,397,246	11,556,677
Rollover	<u>1,802,208</u>	<u>1,104,200</u>
Total contributions	<u>14,199,454</u>	<u>12,660,877</u>
Total additions	53,643,575	54,346,582
Deductions:		
Benefit payments	32,391,796	19,149,979
Administrative expenses	<u>287,477</u>	<u>56,970</u>
Total deductions	<u>32,679,273</u>	<u>19,206,949</u>
Net increase	20,964,302	35,139,633
Net assets available for benefits, beginning of year	<u>226,458,888</u>	<u>191,319,255</u>
Net assets available for benefits, end of year	<u>\$247,423,190</u>	<u>\$226,458,888</u>

See accompanying notes.

**SOUTHERN NEW HAMPSHIRE MEDICAL CENTER
403(b) RETIREMENT SAVINGS PLUS PLAN**

NOTES TO FINANCIAL STATEMENTS

December 31, 2024 and 2023

1. Description of the Plan

The Southern New Hampshire Medical Center 403(b) Retirement Savings Plus Plan (the Plan) is a defined contribution plan that covers all employees of Southern New Hampshire Medical Center and Foundation Medical Partners, Inc. (the System). The Plan is subject to the provisions of the *Employee Retirement Income Security Act of 1974* (ERISA). The following brief description of the Plan is for general purposes only. Participants should refer to the Plan document for more complete information.

During 2018, the board of the System, accompanied by the board of Elliot Health System (EHS), approved an affiliation agreement between the organizations. The sole corporate member of the System became SolutionHealth, Inc. There was no impact to the Plan as a result of this affiliation.

On December 29, 2022, the *Setting Every Community Up for Retirement Enhancement Act of 2022* (SECURE 2.0 Act) was signed into law. It includes mandatory and optional provisions impacting defined contribution plans. Applicable provisions outlined in the SECURE 2.0 Act will be adopted if elected and/or required. Plan amendments for these changes are not yet required.

Eligibility

Employees become participants in the Plan on the employee's employment date.

Contributions

Participants of the Plan can contribute, on a pre-tax basis, a portion of their compensation in 1% increments. Effective May 2024, participants of the Plan can contribute on an after-tax basis in the same increments. The System also maintains a separate 401(a) plan to which employees can contribute on an after-tax basis. In total, employees cannot contribute more than 100% of their annual salary for both this Plan and the 401(a) plan on an annual basis, subject to Internal Revenue Service (IRS) limitations. Upon enrollment, a participant may direct employee contributions in 1% increments to any of the Plan's fund options. Participants may change their investment options daily.

Notes Receivable From Participants

The Plan allows participants to borrow against the balance of their accounts. Such loans shall be a minimum of \$1,000 but not exceed the lesser of \$50,000 or 50% of the participant's vested interest in their account. The loans are secured by the balance in the participant's account. Interest rates on loans outstanding at year end range from 4.25% to 9.50%, with various maturities through 2038. A loan payment will be considered delinquent, and the loan will be in default, if a loan repayment is not made by the end of the calendar quarter following the calendar quarter the payment was due. At that time the loan balance will be deemed a taxable distribution to the participant.

Participants' Accounts

Each participant's account is credited with the participant's contribution and an allocation of Plan earnings or losses. The benefit to which a participant is entitled is the benefit that can be provided from the participant's vested account.

**SOUTHERN NEW HAMPSHIRE MEDICAL CENTER
403(b) RETIREMENT SAVINGS PLUS PLAN**

NOTES TO FINANCIAL STATEMENTS

December 31, 2024 and 2023

1. Description of the Plan (Continued)

Vesting

Participants are immediately vested in their voluntary contributions plus actual earnings or losses thereon.

Payment of Benefits

In-service withdrawals from a participant's account are permitted of all or a portion of the vested account balance once the participant attains the age of 59 1/2 as well as for economic hardship subject to certain criteria set forth in the Plan document. Participants or their beneficiaries are entitled to their total vested accrued benefit upon their death, disability, retirement, or termination of employment. Benefits are payable in the form of a lump-sum cash payment and periodic installments.

Plan Administration

The System is the Plan Administrator and has the authority to appoint persons or entities to carry out the operation of the Plan. Fidelity Management Trust Company serves as custodian of the Plan, and recordkeeping services are provided by Fidelity Investments Institutional Operations Company, Inc. (FIIOC). Certain fees incurred by the Plan are covered through a revenue sharing arrangement. Administrative expenses are paid by the Plan and the System. These expenses may include audit fees, custodian fees, investment manager fees, investment advisory fees and recordkeeping fees. During 2024 and 2023, the Plan received a credit of approximately \$368,000 and \$112,000, respectively, which can be used to offset fees charged to the Plan or allocated to participant accounts on a pro-rata basis. During 2024 and 2023, the Plan used approximately \$133,000 and \$204,000, respectively, of credits to pay certain Plan expenses. At December 31, 2022, deferred credits were approximately \$188,000.

Plan Termination

Although it has not expressed any intent to do so, the System has the right under the Plan to terminate the Plan at any time subject to the provisions of ERISA. Upon termination of the Plan, the custodian, once notified by the System of the termination date, will distribute to each participant his or her account balance on that date in accordance with the terms of the Plan.

2. Summary of Significant Accounting Policies

Basis of Accounting

The accompanying financial statements are prepared on an accrual basis and in conformity with accounting principles generally accepted in the United States of America.

**SOUTHERN NEW HAMPSHIRE MEDICAL CENTER
403(b) RETIREMENT SAVINGS PLUS PLAN**

NOTES TO FINANCIAL STATEMENTS

December 31, 2024 and 2023

2. Summary of Significant Accounting Policies (Continued)

Valuation of Investments and Income Recognition

The Plan's investments, except for the group annuity contracts, are stated at fair value. See Note 4 for disclosure of fair value measurements. The group annuity contracts meet the fully benefit-responsive investment contract criteria and, therefore, are reported at contract value. Contract value equals the accumulated cash contributions and interest credited to the contract, less any withdrawals. The crediting interest rate for group annuity contracts is reset annually by the issuer but cannot be below 3%. Participants receive contract value upon separation of service, retirement, minimum distribution, hardship withdrawal, death, and transfers to other investment options as approved by MetLife. If participant transfers exceed a specific amount, a surrender charge may apply. If the Plan were to request a full liquidation, the contract value would be paid out if a systematic termination is chosen, otherwise a surrender charge may apply. The Plan Administrator does not believe that any events that would limit the Plan's ability to transact at contract value with participants are probable of occurring.

Purchases and sales of securities are recorded on a trade date basis. Interest income is recognized on the accrual basis. Dividends are recorded on the ex-dividend date.

Benefit Payments

Benefit payments are recorded when paid.

Contributions

Participant deferrals are recorded when amounts are withheld from employee payroll.

Estimates

The preparation of financial statements in conformity with accounting principles generally accepted in the United States of America requires the Plan Administrator to make estimates and assumptions that affect the reported amounts of net assets available for benefits as of the date of the financial statements and the reported amounts of changes in net assets available for benefits during the reporting period. Accordingly, actual results may differ from those estimates.

Risks and Uncertainties

The Plan provides for various investment options which in turn invest in various investment securities. Investment securities are exposed to various risks, such as interest rate, market and credit risks. Market risks include global events which could impact the value of investment securities, such as pandemics or international conflict. Due to the level of risk associated with certain investment securities, it is at least reasonably possible that changes in the values of investments will occur in the near term and that such changes could materially affect participants' account balances and the amounts reported in the statement of net assets available for benefits.

**SOUTHERN NEW HAMPSHIRE MEDICAL CENTER
403(b) RETIREMENT SAVINGS PLUS PLAN**

NOTES TO FINANCIAL STATEMENTS

December 31, 2024 and 2023

2. Summary of Significant Accounting Policies (Continued)

Reclassifications

Certain 2023 amounts have been reclassified to permit comparison with the 2024 financial statements presentation format.

Subsequent Events

Events occurring after the statement of net assets available for benefits date are evaluated by the Plan Administrator to determine whether such events should be recognized or disclosed in the financial statements. The Plan Administrator has evaluated subsequent events through October 9, 2025, the date the financial statements were available to be issued.

On July 14, 2025, SolutionHealth, Inc., EHS and the System filed a joint Notice to the Director of Charitable Trusts in connection with EHS's and the System's proposed withdrawal from and dissolution of SolutionHealth, Inc. As of the date of these financial statements, the proposed dissolution is still under review. There is expected to be no impact to the Plan as a result of this dissolution.

3. Information Certified by Custodian

The Plan Administrator has elected the method of compliance as permitted by 29 CFR 2520.103-8 of the Department of Labor's Rules and Regulations for Reporting and Disclosure under ERISA. Accordingly, as permitted under such election, the Plan instructed the Plan's independent auditors not to perform any auditing procedures with respect to the information certified by Fidelity Management Trust Company, the custodian of the Plan, except for comparing such information certified by the custodian to information included in the Plan's financial statements and supplemental schedule. The Plan's investments, notes receivable from participants, related income and investment transactions, including net appreciation in fair value of investments, were certified by the Plan's custodian as complete and accurate. The Plan Administrator has determined that the custodian meets the requirements of a qualified institution as defined by the DOL's Rules and Regulations for Reporting and Disclosure under ERISA.

4. Fair Value Measurements

The Plan has adopted a framework for measuring fair value under generally accepted accounting principles. That framework provides a fair value hierarchy that prioritizes the inputs to valuation techniques used to measure fair value. The hierarchy gives the highest priority to unadjusted quoted prices in active markets for identical assets or liabilities (Level 1 measurements) and lowest priority to unobservable inputs (Level 3 measurements). Financial assets and liabilities carried at fair value will be classified and disclosed in one of the following three categories:

Level 1 – Inputs to the valuation methodology are unadjusted quoted prices for identical assets or liabilities in active markets that the Plan has the ability to access.

**SOUTHERN NEW HAMPSHIRE MEDICAL CENTER
403(b) RETIREMENT SAVINGS PLUS PLAN**

NOTES TO FINANCIAL STATEMENTS

December 31, 2024 and 2023

4. Fair Value Measurements (Continued)

Level 2 – Inputs to the valuation methodology include:

- Quoted prices for similar assets or liabilities in active markets;
- Quoted prices for identical or similar assets or liabilities in inactive markets;
- Inputs other than quoted prices that are observable for the asset or liability;
- Inputs that are derived principally from or corroborated by observable market data by correlation or other means.

If the asset or liability has a specified (contractual) term, the Level 2 input must be observable for substantially the full term of the asset or liability.

Level 3 – Inputs to the valuation methodology are unobservable and significant to the fair value measurement.

The asset's or liability's fair value measurement level within the fair value hierarchy is based on the lowest level of any input that is significant to the fair value measurement. Valuation techniques used need to maximize the use of observable inputs and minimize the use of unobservable inputs.

Following is a description of the valuation methodologies used for assets measured at fair value. There have been no changes in the methodologies used at December 31, 2024 and 2023.

Mutual funds and money market funds: Valued at the closing price reported in the active market in which the security is traded.

The methods described above may produce a fair value calculation that may not be indicative of net realizable value or reflective of future fair values. Furthermore, while the Plan believes its valuation methods are appropriate and consistent with other market participants, the use of different methodologies or assumptions to determine the fair value of certain financial instruments could result in a different fair value measurement at the reporting date.

The following table sets forth by level, within the fair value hierarchy, the Plan's assets at fair value as of December 31:

	<u>Level 1</u>	<u>Level 2</u>	<u>Level 3</u>	<u>Total</u>
2024:				
Money market fund	\$ 350,601	\$ –	\$ –	\$ 350,601
Mutual funds	232,024,883	–	–	232,024,883
Self-directed brokerage accounts:				
Money market funds	820,056	–	–	820,056
Mutual funds	<u>7,313,876</u>	<u>–</u>	<u>–</u>	<u>7,313,876</u>
	<u>\$ 240,509,416</u>	<u>\$ –</u>	<u>\$ –</u>	<u>\$ 240,509,416</u>

**SOUTHERN NEW HAMPSHIRE MEDICAL CENTER
403(b) RETIREMENT SAVINGS PLUS PLAN**

NOTES TO FINANCIAL STATEMENTS

December 31, 2024 and 2023

4. Fair Value Measurements (Continued)

	<u>Level 1</u>	<u>Level 2</u>	<u>Level 3</u>	<u>Total</u>
2023:				
Money market fund	\$ 105,051	\$ –	\$ –	\$ 105,051
Mutual funds	209,617,585	–	–	209,617,585
Self-directed brokerage accounts:				
Money market funds	959,585	–	–	959,585
Mutual funds	<u>6,331,681</u>	<u>–</u>	<u>–</u>	<u>6,331,681</u>
	<u>\$ 217,013,902</u>	<u>\$ –</u>	<u>\$ –</u>	<u>\$ 217,013,902</u>

5. Income Tax Status

The Plan has adopted a preapproved plan document sponsored by Fidelity Workplace Services LLC that has received an opinion letter from the IRS dated August 7, 2017, stating that the form of the preapproved plan document was in compliance with applicable requirements of the Internal Revenue Code (IRC). The Plan has been amended since adopting the preapproved plan document. However, the Plan Administrator believes the Plan is designed, and is being operated, in conformity with the applicable requirements of the IRC and, therefore, believes that the Plan is qualified.

Accounting principles generally accepted in the United States of America require Plan management to evaluate tax positions taken by the Plan and recognize a tax liability (or asset) if the Plan has taken an uncertain position that more likely than not would not be sustained upon examination by the Internal Revenue Service. The Plan Administrator has analyzed the tax positions taken by the Plan and has concluded that as of December 31, 2024, there are no uncertain positions taken or expected to be taken that would require recognition of a liability (or asset) or disclosure in the financial statements. The Plan is subject to routine audits by taxing jurisdictions; however, there are currently no audits for any tax periods in progress.

6. Party-in-Interest Transactions

The Plan invests in Fidelity mutual and money market funds that are managed by Fidelity Management Trust Company, the Plan's custodian. Additionally, the Plan's recordkeeper is FIIOC, an entity related to Fidelity Management Trust Company. Therefore, transactions involving these parties qualify as party-in-interest; however, they are exempt from the prohibited transaction rules under ERISA. Notes receivable from Plan participants, and the related income and transactions, are also considered party-in-interest transactions.

7. Reconciliation of Financial Statements to Form 5500

Notes receivable from participants are reflected as a receivable on the statements of net assets available for benefits which differs from the Form 5500 presentation. On the Form 5500, notes receivable from participants are classified as investments under the caption "participant loans."

SOUTHERN NEW HAMPSHIRE MEDICAL CENTER
403(b) RETIREMENT SAVINGS PLUS PLAN

SCHEDULE H, Line 4i – SCHEDULE OF ASSETS (HELD AT END OF YEAR)

EIN: 02-0483054
Plan No. 003

December 31, 2024

(a)	(b) Identity of Issue, Borrower, <u>Lessor or Similar Party</u>	(c) Description of Investment, Including Maturity Date, Rate of Interest, Collateral, <u>Par or Maturity Values</u>	(e) Current <u>Value</u>
	Group Annuity Contracts:		
	MetLife Annuity – Credit	Fixed interest annuity	\$ 1,675
	MetLife Annuity – New	Fixed interest annuity	219,315
	MetLife Annuity – Old	Fixed interest annuity	<u>5,568,888</u>
			5,789,878
	Money Market Fund:		
*	Fidelity Money Market Trust Retirement Government Money Market	350,601 shares	350,601
	Mutual Funds:		
*	Fidelity 500 Index Fund	124,179 shares	25,356,077
*	Fidelity Asset Manager 60% Fund	9,917 shares	153,615
*	Fidelity Contrafund K Fund	667,055 shares	14,074,854
*	Fidelity Extended Market Index Fund	60,095 shares	5,461,460
*	Fidelity Freedom 2010 K6 Fund	64,687 shares	894,621
*	Fidelity Freedom 2015 K6 Fund	51,668 shares	585,917
*	Fidelity Freedom 2020 K6 Fund	401,783 shares	5,737,455
*	Fidelity Freedom 2025 K6 Fund	789,362 shares	10,703,750
*	Fidelity Freedom 2030 K6 Fund	987,718 shares	17,245,552
*	Fidelity Freedom 2035 K6 Fund	939,915 shares	14,653,280
*	Fidelity Freedom 2040 K6 Fund	966,696 shares	11,117,005
*	Fidelity Freedom 2045 K6 Fund	763,021 shares	10,232,112
*	Fidelity Freedom 2050 K6 Fund	663,097 shares	9,031,381
*	Fidelity Freedom 2055 K6 Fund	388,395 shares	6,128,876
*	Fidelity Freedom 2060 K6 Fund	164,344 shares	2,379,699
*	Fidelity Freedom 2065 K6 Fund	64,675 shares	856,949
*	Fidelity Freedom 2070 K6 Fund	7 shares	67
*	Fidelity Freedom Income Fund	18,145 shares	191,063
*	Fidelity Growth Company K Fund	1,136,797 shares	46,165,307
*	Fidelity International Index Fund	103,577 shares	4,924,036
*	Fidelity Low-Priced Stock K Fund	81,385 shares	3,310,749
*	Fidelity Puritan K Fund	288,095 shares	7,150,524
*	Fidelity Short-Term Treasury Bond Index Fund	338,603 shares	3,436,820
*	Fidelity Small Cap Value Fund	99,772 shares	2,031,359
*	Fidelity Strategic Income Fund	255,133 shares	2,956,989
*	Fidelity US Bond Index Fund	320,021 shares	3,270,617

SOUTHERN NEW HAMPSHIRE MEDICAL CENTER
403(b) RETIREMENT SAVINGS PLUS PLAN

SCHEDULE H, Line 4i - SCHEDULE OF ASSETS (HELD AT END OF YEAR) (CONTINUED)

EIN: 02-0483054
Plan No. 003


December 31, 2024

(a)	(b) Identity of Issue, Borrower, <u>Lessor or Similar Party</u>	(c) Description of Investment, Including Maturity Date, Rate of Interest, Collateral, <u>Par or Maturity Values</u>	(e) Current <u>Value</u>
Mutual Funds (Continued):			
	American Funds Capital World Bond Fund	23,883 shares	\$ 373,051
	American MDCPVAL Inv	118,305 shares	1,838,465
	Blackrock Global Allocation I	15,937 shares	298,025
	Brown Capital Management International Small Company Fund	43,120 shares	1,074,974
	Columbia Dividend Income fund	145,966 shares	4,913,229
	DFA Emerging Markets Fund I	60,823 shares	1,737,709
	Dodge & Cox Income Fund X	386,498 shares	4,788,707
	Harbor Small Cap Value Fund	36,813 shares	1,565,279
	Hartford Core Equity Fund	64,764 shares	3,469,420
	Janus Triton T Fund	58,382 shares	1,606,681
	MFS International Diversification Fund	101,059 shares	2,309,209
*	Self-directed brokerage accounts	Various mutual and money market funds	8,133,932
*	Participant loans	Interest rates – 4.25% to 9.50%	<u>1,455,528</u>
			<u>\$247,754,822</u>

* Indicates party-in-interest to the Plan

Note: Cost information has not been included because all investments are participant-directed.

The above information has been certified as complete and accurate by Fidelity Management Trust Company.




Southern New Hampshire Medical Center 403(b) Retirement Savings Plus Plan

Financial Statements
and Supplemental Schedule

*Years Ended December 31, 2024 and 2023
With Independent Auditors' Report*

Baker Newman & Noyes LLC
MAINE | MASSACHUSETTS | NEW HAMPSHIRE
800.244.7444 | www.bnn CPA.com





INDEPENDENT AUDITORS' REPORT

Plan Committee and Participants
Southern New Hampshire Medical Center
403(b) Retirement Savings Plus Plan

Scope and Nature of the ERISA Section 103(a)(3)(C) Audit

We have performed audits of the financial statements of the Southern New Hampshire Medical Center 403(b) Retirement Savings Plus Plan (the Plan), an employee benefit plan subject to the *Employee Retirement Income Security Act of 1974* (ERISA), as permitted by ERISA Section 103(a)(3)(C) (ERISA Section 103(a)(3)(C) audit). The financial statements comprise the statements of net assets available for benefits as of December 31, 2024 and 2023, the related statements of changes in net assets available for benefits for the years then ended, and the related notes to the financial statements.

Management, having determined it is permissible in the circumstances, has elected to have the audits of the Plan's financial statements performed in accordance with ERISA Section 103(a)(3)(C) pursuant to 29 CFR 2520.103-8 of the Department of Labor's (DOL) Rules and Regulations for Reporting and Disclosure under ERISA. As permitted by ERISA Section 103(a)(3)(C), our audits need not extend to any statements or information related to assets held for investment of the Plan (investment information) by a bank or similar institution or insurance carrier that is regulated, supervised, and subject to periodic examination by a state or federal agency, provided that the statements or information regarding assets so held are prepared and certified to by the bank or similar institution or insurance carrier in accordance with 29 CFR 2520.103-5 of the DOL's Rules and Regulations for Reporting and Disclosure under ERISA (qualified institution).

Management has obtained certifications from a qualified institution as of and for the years ended December 31, 2024 and 2023, stating that the certified investment information, as described in Note 3 to the financial statements, is complete and accurate.

Opinion

In our opinion, based on our audits and on the procedures performed as described in the Auditors' Responsibilities for the Audit of the Financial Statements section:

- The amounts and disclosures in the accompanying financial statements, other than those agreed to or derived from the certified investment information, are presented fairly, in all material respects, in accordance with accounting principles generally accepted in the United States of America (U.S. GAAP).
- The information in the accompanying financial statements related to assets held by and certified to by a qualified institution agrees to, or is derived from, in all material respects, the information prepared and certified by an institution that management determined meets the requirements of ERISA Section 103(a)(3)(C).

Basis for Opinion

We conducted our audits in accordance with auditing standards generally accepted in the United States of America (GAAS). Our responsibilities under those standards are further described in the Auditors' Responsibilities for the Audit of the Financial Statements section of our report. We are required to be independent of the Plan and to meet our other ethical responsibilities, in accordance with the relevant ethical requirements relating to our audits. We believe that the audit evidence we have obtained is sufficient and appropriate to provide a basis for our ERISA Section 103(a)(3)(C) audit opinion.

Responsibilities of Management for the Financial Statements

Management is responsible for the preparation and fair presentation of the financial statements in accordance with U.S. GAAP, and for the design, implementation, and maintenance of internal control relevant to the preparation and fair presentation of financial statements that are free from material misstatement, whether due to fraud or error. Management's election of the ERISA Section 103(a)(3)(C) audit does not affect management's responsibility for the financial statements.

In preparing the financial statements, management is required to evaluate whether there are conditions or events, considered in the aggregate, that raise substantial doubt about the Plan's ability to continue as a going concern within one year after the date that the financial statements are issued or available to be issued.

Management is also responsible for maintaining a current plan instrument, including all plan amendments, administering the Plan, and determining that the Plan's transactions that are presented and disclosed in the financial statements are in conformity with the Plan's provisions, including maintaining sufficient records with respect to each of the participants, to determine the benefits due or which may become due to such participants.

Auditors' Responsibilities for the Audit of the Financial Statements

Except as described in the Scope and Nature of the ERISA Section 103(a)(3)(C) Audit section of our report, our objectives are to obtain reasonable assurance about whether the financial statements as a whole are free from material misstatement, whether due to fraud or error, and to issue an auditors' report that includes our opinion. Reasonable assurance is a high level of assurance but is not absolute assurance and therefore is not a guarantee that an audit conducted in accordance with GAAS will always detect a material misstatement when it exists. The risk of not detecting a material misstatement resulting from fraud is higher than for one resulting from error, as fraud may involve collusion, forgery, intentional omissions, misrepresentations, or the override of internal control. Misstatements are considered material if there is a substantial likelihood that, individually or in the aggregate, they would influence the judgment made by a reasonable user based on the financial statements.

In performing an audit in accordance with GAAS, we:

- Exercise professional judgment and maintain professional skepticism throughout the audit.
- Identify and assess the risks of material misstatement of the financial statements, whether due to fraud or error, and design and perform audit procedures responsive to those risks. Such procedures include examining, on a test basis, evidence regarding the amounts and disclosures in the financial statements.

Plan Committee and Participants
Southern New Hampshire Medical Center
403(b) Retirement Savings Plus Plan

- Obtain an understanding of internal control relevant to the audit in order to design audit procedures that are appropriate in the circumstances, but not for the purpose of expressing an opinion on the effectiveness of the Plan's internal control. Accordingly, no such opinion is expressed.
- Evaluate the appropriateness of accounting policies used and the reasonableness of significant accounting estimates made by management, as well as evaluate the overall presentation of the financial statements.
- Conclude whether, in our judgment, there are conditions or events, considered in the aggregate, that raise substantial doubt about the Plan's ability to continue as a going concern for a reasonable period of time.

Our audits did not extend to the certified investment information, except for obtaining and reading the certification, comparing the certified investment information with the related information presented and disclosed in the financial statements, and reading the disclosures relating to the certified investment information to assess whether they are in accordance with the presentation and disclosure requirements of U.S. GAAP.

Accordingly, the objective of an ERISA Section 103(a)(3)(C) audit is not to express an opinion about whether the financial statements as a whole are presented fairly, in all material respects, in accordance with U.S. GAAP.

We are required to communicate with those charged with governance regarding, among other matters, the planned scope and timing of the audit, significant audit findings, and certain internal control-related matters that we identified during the audit.

Other Matter - Supplemental Schedule Required by ERISA

The supplemental schedule of assets (held at end of year) as of December 31, 2024, is presented for purposes of additional analysis and is not a required part of the financial statements but is supplementary information required by the DOL's Rules and Regulations for Reporting and Disclosure under ERISA. Such information is the responsibility of management and was derived from and relates directly to the underlying accounting and other records used to prepare the financial statements. The information included in the supplemental schedule, other than that agreed to or derived from the certified investment information, has been subjected to auditing procedures applied in the audit of the financial statements and certain additional procedures, including comparing and reconciling such information directly to the underlying accounting and other records used to prepare the financial statements or to the financial statements themselves, and other additional procedures in accordance with GAAS. For information included in the supplemental schedule that agreed to or is derived from the certified investment information, we compared such information to the related certified investment information.

In forming our opinion on the supplemental schedule, we evaluated whether the supplemental schedule, other than the information agreed to or derived from the certified investment information, including its form and content, is presented in conformity with the DOL's Rules and Regulations for Reporting and Disclosure under ERISA.

Plan Committee and Participants
Southern New Hampshire Medical Center
403(b) Retirement Savings Plus Plan

In our opinion:

- The form and content of the supplemental schedule, other than the information in the supplemental schedule that agreed to or is derived from the certified investment information, are presented, in all material respects, in conformity with the DOL's Rules and Regulations for Reporting and Disclosure under ERISA.
- The information in the supplemental schedule related to assets held by and certified to by a qualified institution agrees to, or is derived from, in all material respects, the information prepared and certified by an institution that management determined meets the requirements of ERISA Section 103(a)(3)(C).

Baker Newman: Noyes LLC

Portland, Maine
October 9, 2025

SOUTHERN NEW HAMPSHIRE MEDICAL CENTER
403(b) RETIREMENT SAVINGS PLUS PLAN

STATEMENTS OF NET ASSETS AVAILABLE FOR BENEFITS

December 31, 2024 and 2023

	<u>2024</u>	<u>2023</u>
Assets:		
Investments:		
Money market fund (at fair value)	\$ 350,601	\$ 105,051
Mutual funds (at fair value)	232,024,883	209,617,585
Self-directed brokerage accounts (at fair value)	8,133,932	7,291,266
Group annuity contracts (at contract value)	<u>5,789,878</u>	<u>8,150,621</u>
Total investments	246,299,294	225,164,523
Receivable:		
Notes receivable from participants	<u>1,455,528</u>	<u>1,390,260</u>
Total assets	247,754,822	226,554,783
Liabilities:		
Deferred credits	<u>331,632</u>	<u>95,895</u>
Net assets available for benefits	<u>\$247,423,190</u>	<u>\$226,458,888</u>

See accompanying notes.

SOUTHERN NEW HAMPSHIRE MEDICAL CENTER
403(b) RETIREMENT SAVINGS PLUS PLAN

STATEMENTS OF CHANGES IN NET ASSETS AVAILABLE FOR BENEFITS

Years Ended December 31, 2024 and 2023

	<u>2024</u>	<u>2023</u>
Additions:		
Investment income:		
Interest and dividends from investments	\$ 12,162,331	\$ 7,852,949
Net appreciation in fair value of investments	<u>27,059,623</u>	<u>33,552,124</u>
Total investment income	39,221,954	41,405,073
Interest income on notes receivable from participants	89,578	76,519
Other income	132,589	204,113
Contributions:		
Employee	12,397,246	11,556,677
Rollover	<u>1,802,208</u>	<u>1,104,200</u>
Total contributions	<u>14,199,454</u>	<u>12,660,877</u>
Total additions	53,643,575	54,346,582
Deductions:		
Benefit payments	32,391,796	19,149,979
Administrative expenses	<u>287,477</u>	<u>56,970</u>
Total deductions	<u>32,679,273</u>	<u>19,206,949</u>
Net increase	20,964,302	35,139,633
Net assets available for benefits, beginning of year	<u>226,458,888</u>	<u>191,319,255</u>
Net assets available for benefits, end of year	<u>\$247,423,190</u>	<u>\$226,458,888</u>

See accompanying notes.

**SOUTHERN NEW HAMPSHIRE MEDICAL CENTER
403(b) RETIREMENT SAVINGS PLUS PLAN**

NOTES TO FINANCIAL STATEMENTS

December 31, 2024 and 2023

1. Description of the Plan

The Southern New Hampshire Medical Center 403(b) Retirement Savings Plus Plan (the Plan) is a defined contribution plan that covers all employees of Southern New Hampshire Medical Center and Foundation Medical Partners, Inc. (the System). The Plan is subject to the provisions of the *Employee Retirement Income Security Act of 1974* (ERISA). The following brief description of the Plan is for general purposes only. Participants should refer to the Plan document for more complete information.

During 2018, the board of the System, accompanied by the board of Elliot Health System (EHS), approved an affiliation agreement between the organizations. The sole corporate member of the System became SolutionHealth, Inc. There was no impact to the Plan as a result of this affiliation.

On December 29, 2022, the *Setting Every Community Up for Retirement Enhancement Act of 2022* (SECURE 2.0 Act) was signed into law. It includes mandatory and optional provisions impacting defined contribution plans. Applicable provisions outlined in the SECURE 2.0 Act will be adopted if elected and/or required. Plan amendments for these changes are not yet required.

Eligibility

Employees become participants in the Plan on the employee's employment date.

Contributions

Participants of the Plan can contribute, on a pre-tax basis, a portion of their compensation in 1% increments. Effective May 2024, participants of the Plan can contribute on an after-tax basis in the same increments. The System also maintains a separate 401(a) plan to which employees can contribute on an after-tax basis. In total, employees cannot contribute more than 100% of their annual salary for both this Plan and the 401(a) plan on an annual basis, subject to Internal Revenue Service (IRS) limitations. Upon enrollment, a participant may direct employee contributions in 1% increments to any of the Plan's fund options. Participants may change their investment options daily.

Notes Receivable From Participants

The Plan allows participants to borrow against the balance of their accounts. Such loans shall be a minimum of \$1,000 but not exceed the lesser of \$50,000 or 50% of the participant's vested interest in their account. The loans are secured by the balance in the participant's account. Interest rates on loans outstanding at year end range from 4.25% to 9.50%, with various maturities through 2038. A loan payment will be considered delinquent, and the loan will be in default, if a loan repayment is not made by the end of the calendar quarter following the calendar quarter the payment was due. At that time the loan balance will be deemed a taxable distribution to the participant.

Participants' Accounts

Each participant's account is credited with the participant's contribution and an allocation of Plan earnings or losses. The benefit to which a participant is entitled is the benefit that can be provided from the participant's vested account.

**SOUTHERN NEW HAMPSHIRE MEDICAL CENTER
403(b) RETIREMENT SAVINGS PLUS PLAN**

NOTES TO FINANCIAL STATEMENTS

December 31, 2024 and 2023

1. Description of the Plan (Continued)

Vesting

Participants are immediately vested in their voluntary contributions plus actual earnings or losses thereon.

Payment of Benefits

In-service withdrawals from a participant's account are permitted of all or a portion of the vested account balance once the participant attains the age of 59 1/2 as well as for economic hardship subject to certain criteria set forth in the Plan document. Participants or their beneficiaries are entitled to their total vested accrued benefit upon their death, disability, retirement, or termination of employment. Benefits are payable in the form of a lump-sum cash payment and periodic installments.

Plan Administration

The System is the Plan Administrator and has the authority to appoint persons or entities to carry out the operation of the Plan. Fidelity Management Trust Company serves as custodian of the Plan, and recordkeeping services are provided by Fidelity Investments Institutional Operations Company, Inc. (FIIOC). Certain fees incurred by the Plan are covered through a revenue sharing arrangement. Administrative expenses are paid by the Plan and the System. These expenses may include audit fees, custodian fees, investment manager fees, investment advisory fees and recordkeeping fees. During 2024 and 2023, the Plan received a credit of approximately \$368,000 and \$112,000, respectively, which can be used to offset fees charged to the Plan or allocated to participant accounts on a pro-rata basis. During 2024 and 2023, the Plan used approximately \$133,000 and \$204,000, respectively, of credits to pay certain Plan expenses. At December 31, 2022, deferred credits were approximately \$188,000.

Plan Termination

Although it has not expressed any intent to do so, the System has the right under the Plan to terminate the Plan at any time subject to the provisions of ERISA. Upon termination of the Plan, the custodian, once notified by the System of the termination date, will distribute to each participant his or her account balance on that date in accordance with the terms of the Plan.

2. Summary of Significant Accounting Policies

Basis of Accounting

The accompanying financial statements are prepared on an accrual basis and in conformity with accounting principles generally accepted in the United States of America.

**SOUTHERN NEW HAMPSHIRE MEDICAL CENTER
403(b) RETIREMENT SAVINGS PLUS PLAN**

NOTES TO FINANCIAL STATEMENTS

December 31, 2024 and 2023

2. Summary of Significant Accounting Policies (Continued)

Valuation of Investments and Income Recognition

The Plan's investments, except for the group annuity contracts, are stated at fair value. See Note 4 for disclosure of fair value measurements. The group annuity contracts meet the fully benefit-responsive investment contract criteria and, therefore, are reported at contract value. Contract value equals the accumulated cash contributions and interest credited to the contract, less any withdrawals. The crediting interest rate for group annuity contracts is reset annually by the issuer but cannot be below 3%. Participants receive contract value upon separation of service, retirement, minimum distribution, hardship withdrawal, death, and transfers to other investment options as approved by MetLife. If participant transfers exceed a specific amount, a surrender charge may apply. If the Plan were to request a full liquidation, the contract value would be paid out if a systematic termination is chosen, otherwise a surrender charge may apply. The Plan Administrator does not believe that any events that would limit the Plan's ability to transact at contract value with participants are probable of occurring.

Purchases and sales of securities are recorded on a trade date basis. Interest income is recognized on the accrual basis. Dividends are recorded on the ex-dividend date.

Benefit Payments

Benefit payments are recorded when paid.

Contributions

Participant deferrals are recorded when amounts are withheld from employee payroll.

Estimates

The preparation of financial statements in conformity with accounting principles generally accepted in the United States of America requires the Plan Administrator to make estimates and assumptions that affect the reported amounts of net assets available for benefits as of the date of the financial statements and the reported amounts of changes in net assets available for benefits during the reporting period. Accordingly, actual results may differ from those estimates.

Risks and Uncertainties

The Plan provides for various investment options which in turn invest in various investment securities. Investment securities are exposed to various risks, such as interest rate, market and credit risks. Market risks include global events which could impact the value of investment securities, such as pandemics or international conflict. Due to the level of risk associated with certain investment securities, it is at least reasonably possible that changes in the values of investments will occur in the near term and that such changes could materially affect participants' account balances and the amounts reported in the statement of net assets available for benefits.

**SOUTHERN NEW HAMPSHIRE MEDICAL CENTER
403(b) RETIREMENT SAVINGS PLUS PLAN**

NOTES TO FINANCIAL STATEMENTS

December 31, 2024 and 2023

2. Summary of Significant Accounting Policies (Continued)

Reclassifications

Certain 2023 amounts have been reclassified to permit comparison with the 2024 financial statements presentation format.

Subsequent Events

Events occurring after the statement of net assets available for benefits date are evaluated by the Plan Administrator to determine whether such events should be recognized or disclosed in the financial statements. The Plan Administrator has evaluated subsequent events through October 9, 2025, the date the financial statements were available to be issued.

On July 14, 2025, SolutionHealth, Inc., EHS and the System filed a joint Notice to the Director of Charitable Trusts in connection with EHS's and the System's proposed withdrawal from and dissolution of SolutionHealth, Inc. As of the date of these financial statements, the proposed dissolution is still under review. There is expected to be no impact to the Plan as a result of this dissolution.

3. Information Certified by Custodian

The Plan Administrator has elected the method of compliance as permitted by 29 CFR 2520.103-8 of the Department of Labor's Rules and Regulations for Reporting and Disclosure under ERISA. Accordingly, as permitted under such election, the Plan instructed the Plan's independent auditors not to perform any auditing procedures with respect to the information certified by Fidelity Management Trust Company, the custodian of the Plan, except for comparing such information certified by the custodian to information included in the Plan's financial statements and supplemental schedule. The Plan's investments, notes receivable from participants, related income and investment transactions, including net appreciation in fair value of investments, were certified by the Plan's custodian as complete and accurate. The Plan Administrator has determined that the custodian meets the requirements of a qualified institution as defined by the DOL's Rules and Regulations for Reporting and Disclosure under ERISA.

4. Fair Value Measurements

The Plan has adopted a framework for measuring fair value under generally accepted accounting principles. That framework provides a fair value hierarchy that prioritizes the inputs to valuation techniques used to measure fair value. The hierarchy gives the highest priority to unadjusted quoted prices in active markets for identical assets or liabilities (Level 1 measurements) and lowest priority to unobservable inputs (Level 3 measurements). Financial assets and liabilities carried at fair value will be classified and disclosed in one of the following three categories:

Level 1 – Inputs to the valuation methodology are unadjusted quoted prices for identical assets or liabilities in active markets that the Plan has the ability to access.

**SOUTHERN NEW HAMPSHIRE MEDICAL CENTER
403(b) RETIREMENT SAVINGS PLUS PLAN**

NOTES TO FINANCIAL STATEMENTS

December 31, 2024 and 2023

4. Fair Value Measurements (Continued)

Level 2 – Inputs to the valuation methodology include:

- Quoted prices for similar assets or liabilities in active markets;
- Quoted prices for identical or similar assets or liabilities in inactive markets;
- Inputs other than quoted prices that are observable for the asset or liability;
- Inputs that are derived principally from or corroborated by observable market data by correlation or other means.

If the asset or liability has a specified (contractual) term, the Level 2 input must be observable for substantially the full term of the asset or liability.

Level 3 – Inputs to the valuation methodology are unobservable and significant to the fair value measurement.

The asset's or liability's fair value measurement level within the fair value hierarchy is based on the lowest level of any input that is significant to the fair value measurement. Valuation techniques used need to maximize the use of observable inputs and minimize the use of unobservable inputs.

Following is a description of the valuation methodologies used for assets measured at fair value. There have been no changes in the methodologies used at December 31, 2024 and 2023.

Mutual funds and money market funds: Valued at the closing price reported in the active market in which the security is traded.

The methods described above may produce a fair value calculation that may not be indicative of net realizable value or reflective of future fair values. Furthermore, while the Plan believes its valuation methods are appropriate and consistent with other market participants, the use of different methodologies or assumptions to determine the fair value of certain financial instruments could result in a different fair value measurement at the reporting date.

The following table sets forth by level, within the fair value hierarchy, the Plan's assets at fair value as of December 31:

	<u>Level 1</u>	<u>Level 2</u>	<u>Level 3</u>	<u>Total</u>
2024:				
Money market fund	\$ 350,601	\$ –	\$ –	\$ 350,601
Mutual funds	232,024,883	–	–	232,024,883
Self-directed brokerage accounts:				
Money market funds	820,056	–	–	820,056
Mutual funds	<u>7,313,876</u>	<u>–</u>	<u>–</u>	<u>7,313,876</u>
	<u>\$ 240,509,416</u>	<u>\$ –</u>	<u>\$ –</u>	<u>\$ 240,509,416</u>

**SOUTHERN NEW HAMPSHIRE MEDICAL CENTER
403(b) RETIREMENT SAVINGS PLUS PLAN**

NOTES TO FINANCIAL STATEMENTS

December 31, 2024 and 2023

4. Fair Value Measurements (Continued)

	<u>Level 1</u>	<u>Level 2</u>	<u>Level 3</u>	<u>Total</u>
2023:				
Money market fund	\$ 105,051	\$ –	\$ –	\$ 105,051
Mutual funds	209,617,585	–	–	209,617,585
Self-directed brokerage accounts:				
Money market funds	959,585	–	–	959,585
Mutual funds	<u>6,331,681</u>	<u>–</u>	<u>–</u>	<u>6,331,681</u>
	<u>\$ 217,013,902</u>	<u>\$ –</u>	<u>\$ –</u>	<u>\$ 217,013,902</u>

5. Income Tax Status

The Plan has adopted a preapproved plan document sponsored by Fidelity Workplace Services LLC that has received an opinion letter from the IRS dated August 7, 2017, stating that the form of the preapproved plan document was in compliance with applicable requirements of the Internal Revenue Code (IRC). The Plan has been amended since adopting the preapproved plan document. However, the Plan Administrator believes the Plan is designed, and is being operated, in conformity with the applicable requirements of the IRC and, therefore, believes that the Plan is qualified.

Accounting principles generally accepted in the United States of America require Plan management to evaluate tax positions taken by the Plan and recognize a tax liability (or asset) if the Plan has taken an uncertain position that more likely than not would not be sustained upon examination by the Internal Revenue Service. The Plan Administrator has analyzed the tax positions taken by the Plan and has concluded that as of December 31, 2024, there are no uncertain positions taken or expected to be taken that would require recognition of a liability (or asset) or disclosure in the financial statements. The Plan is subject to routine audits by taxing jurisdictions; however, there are currently no audits for any tax periods in progress.

6. Party-in-Interest Transactions

The Plan invests in Fidelity mutual and money market funds that are managed by Fidelity Management Trust Company, the Plan's custodian. Additionally, the Plan's recordkeeper is FIIOC, an entity related to Fidelity Management Trust Company. Therefore, transactions involving these parties qualify as party-in-interest; however, they are exempt from the prohibited transaction rules under ERISA. Notes receivable from Plan participants, and the related income and transactions, are also considered party-in-interest transactions.

7. Reconciliation of Financial Statements to Form 5500

Notes receivable from participants are reflected as a receivable on the statements of net assets available for benefits which differs from the Form 5500 presentation. On the Form 5500, notes receivable from participants are classified as investments under the caption "participant loans."

SOUTHERN NEW HAMPSHIRE MEDICAL CENTER
403(b) RETIREMENT SAVINGS PLUS PLAN

SCHEDULE H, Line 4i – SCHEDULE OF ASSETS (HELD AT END OF YEAR)

EIN: 02-0483054
Plan No. 003

December 31, 2024

(a)	(b) Identity of Issue, Borrower, <u>Lessor or Similar Party</u>	(c) Description of Investment, Including Maturity Date, Rate of Interest, Collateral, <u>Par or Maturity Values</u>	(e) Current <u>Value</u>
Group Annuity Contracts:			
	MetLife Annuity – Credit	Fixed interest annuity	\$ 1,675
	MetLife Annuity – New	Fixed interest annuity	219,315
	MetLife Annuity – Old	Fixed interest annuity	<u>5,568,888</u>
			5,789,878
Money Market Fund:			
*	Fidelity Money Market Trust Retirement Government Money Market	350,601 shares	350,601
Mutual Funds:			
*	Fidelity 500 Index Fund	124,179 shares	25,356,077
*	Fidelity Asset Manager 60% Fund	9,917 shares	153,615
*	Fidelity Contrafund K Fund	667,055 shares	14,074,854
*	Fidelity Extended Market Index Fund	60,095 shares	5,461,460
*	Fidelity Freedom 2010 K6 Fund	64,687 shares	894,621
*	Fidelity Freedom 2015 K6 Fund	51,668 shares	585,917
*	Fidelity Freedom 2020 K6 Fund	401,783 shares	5,737,455
*	Fidelity Freedom 2025 K6 Fund	789,362 shares	10,703,750
*	Fidelity Freedom 2030 K6 Fund	987,718 shares	17,245,552
*	Fidelity Freedom 2035 K6 Fund	939,915 shares	14,653,280
*	Fidelity Freedom 2040 K6 Fund	966,696 shares	11,117,005
*	Fidelity Freedom 2045 K6 Fund	763,021 shares	10,232,112
*	Fidelity Freedom 2050 K6 Fund	663,097 shares	9,031,381
*	Fidelity Freedom 2055 K6 Fund	388,395 shares	6,128,876
*	Fidelity Freedom 2060 K6 Fund	164,344 shares	2,379,699
*	Fidelity Freedom 2065 K6 Fund	64,675 shares	856,949
*	Fidelity Freedom 2070 K6 Fund	7 shares	67
*	Fidelity Freedom Income Fund	18,145 shares	191,063
*	Fidelity Growth Company K Fund	1,136,797 shares	46,165,307
*	Fidelity International Index Fund	103,577 shares	4,924,036
*	Fidelity Low-Priced Stock K Fund	81,385 shares	3,310,749
*	Fidelity Puritan K Fund	288,095 shares	7,150,524
*	Fidelity Short-Term Treasury Bond Index Fund	338,603 shares	3,436,820
*	Fidelity Small Cap Value Fund	99,772 shares	2,031,359
*	Fidelity Strategic Income Fund	255,133 shares	2,956,989
*	Fidelity US Bond Index Fund	320,021 shares	3,270,617

SOUTHERN NEW HAMPSHIRE MEDICAL CENTER
403(b) RETIREMENT SAVINGS PLUS PLAN

SCHEDULE H, Line 4i - SCHEDULE OF ASSETS (HELD AT END OF YEAR) (CONTINUED)

EIN: 02-0483054
Plan No. 003

December 31, 2024

(a)	(b) Identity of Issue, Borrower, Lessor or Similar Party	(c) Description of Investment, Including Maturity Date, Rate of Interest, Collateral, Par or Maturity Values	(e) Current Value
Mutual Funds (Continued):			
	American Funds Capital World Bond Fund	23,883 shares	\$ 373,051
	American MDCPVAL Inv	118,305 shares	1,838,465
	Blackrock Global Allocation I	15,937 shares	298,025
	Brown Capital Management International Small Company Fund	43,120 shares	1,074,974
	Columbia Dividend Income fund	145,966 shares	4,913,229
	DFA Emerging Markets Fund I	60,823 shares	1,737,709
	Dodge & Cox Income Fund X	386,498 shares	4,788,707
	Harbor Small Cap Value Fund	36,813 shares	1,565,279
	Hartford Core Equity Fund	64,764 shares	3,469,420
	Janus Triton T Fund	58,382 shares	1,606,681
	MFS International Diversification Fund	101,059 shares	2,309,209
*	Self-directed brokerage accounts	Various mutual and money market funds	8,133,932
*	Participant loans	Interest rates – 4.25% to 9.50%	<u>1,455,528</u>
			<u>\$ 247,754,822</u>

* Indicates party-in-interest to the Plan

Note: Cost information has not been included because all investments are participant-directed.

The above information has been certified as complete and accurate by Fidelity Management Trust Company.