

Form 5500 Department of the Treasury Internal Revenue Service Department of Labor Employee Benefits Security Administration Pension Benefit Guaranty Corporation	Annual Return/Report of Employee Benefit Plan This form is required to be filed for employee benefit plans under sections 104 and 4065 of the Employee Retirement Income Security Act of 1974 (ERISA) and sections 6057(b) and 6058(a) of the Internal Revenue Code (the Code). ▶ Complete all entries in accordance with the instructions to the Form 5500.	OMB Nos. 1210-0110 1210-0089 <div style="font-size: 24pt; font-weight: bold; text-align: center;">2024</div> This Form is Open to Public Inspection
---	--	---

Part I	Annual Report Identification Information
---------------	---

For calendar plan year 2024 or fiscal plan year beginning 07/01/2024 and ending 06/30/2025

A This return/report is for: a multiemployer plan a multiple-employer plan (Filers checking this box must provide participating employer information in accordance with the form instructions.)

a single-employer plan a DFE (specify) _____

B This return/report is: the first return/report the final return/report

an amended return/report a short plan year return/report (less than 12 months)

C If the plan is a collectively-bargained plan, check here.

D Check box if filing under: Form 5558 automatic extension the DFVC program

special extension (enter description)

E If this is a retroactively adopted plan permitted by SECURE Act section 201, check here.

Part II	Basic Plan Information—enter all requested information
----------------	---

1a Name of plan <u>INT'L BROTHERHOOD OF ELECTRICAL WORKERS' PENSION BENEFIT FUND</u>	1b Three-digit plan number (PN) ▶ <u>001</u>
2a Plan sponsor's name (employer, if for a single-employer plan) Mailing address (include room, apt., suite no. and street, or P.O. Box) City or town, state or province, country, and ZIP or foreign postal code (if foreign, see instructions) <u>INTERNATIONAL BROTHERHOOD OF ELECTRICAL WORKERS' PENSION BENEFIT FUND</u> <u>900 7TH STREET, NW</u> <u>WASHINGTON, DC 20001</u>	1c Effective date of plan <u>09/30/1927</u> 2b Employer Identification Number (EIN) <u>53-0088380</u> 2c Plan Sponsor's telephone number <u>202-728-6200</u> 2d Business code (see instructions) <u>813930</u>

Caution: A penalty for the late or incomplete filing of this return/report will be assessed unless reasonable cause is established.

Under penalties of perjury and other penalties set forth in the instructions, I declare that I have examined this return/report, including accompanying schedules, statements and attachments, as well as the electronic version of this return/report, and to the best of my knowledge and belief, it is true, correct, and complete.

SIGN HERE	Filed with authorized/valid electronic signature.	02/23/2026	PAUL A. NOBLE, IBEW I.S.T.
	Signature of plan administrator	Date	Enter name of individual signing as plan administrator
SIGN HERE			
	Signature of employer/plan sponsor	Date	Enter name of individual signing as employer or plan sponsor
SIGN HERE			
	Signature of DFE	Date	Enter name of individual signing as DFE

3a Plan administrator's name and address <input type="checkbox"/> Same as Plan Sponsor PAUL NOBLE INTERNATIONAL SECRETARY-TREASURER 900 7TH STREET, NW WASHINGTON, DC 20001-4089	3b Administrator's EIN 99-1488546 3c Administrator's telephone number 202-728-6200
--	---

4 If the name and/or EIN of the plan sponsor or the plan name has changed since the last return/report filed for this plan, enter the plan sponsor's name, EIN, the plan name and the plan number from the last return/report: a Sponsor's name c Plan Name	4b EIN 4d PN
--	-----------------------------------

5 Total number of participants at the beginning of the plan year	5	578301
---	----------	--------

6 Number of participants as of the end of the plan year unless otherwise stated (welfare plans complete only lines 6a(1) , 6a(2) , 6b , 6c , and 6d).	
6a(1) Total number of active participants at the beginning of the plan year	6a(1) 450729
6a(2) Total number of active participants at the end of the plan year	6a(2) 472935
b Retired or separated participants receiving benefits	6b 122754
c Other retired or separated participants entitled to future benefits	6c 251
d Subtotal. Add lines 6a(2) , 6b , and 6c	6d 595940
e Deceased participants whose beneficiaries are receiving or are entitled to receive benefits.	6e 7127
f Total. Add lines 6d and 6e	6f 603067
g(1) Number of participants with account balances as of the beginning of the plan year (only defined contribution plans complete this item)	6g(1)
g(2) Number of participants with account balances as of the end of the plan year (only defined contribution plans complete this item)	6g(2)
h Number of participants who terminated employment during the plan year with accrued benefits that were less than 100% vested.....	6h

7 Enter the total number of employers obligated to contribute to the plan (only multiemployer plans complete this item)	7
--	----------

8a If the plan provides pension benefits, enter the applicable pension feature codes from the List of Plan Characteristics Codes in the instructions:
 3C

b If the plan provides welfare benefits, enter the applicable welfare feature codes from the List of Plan Characteristics Codes in the instructions:

9a Plan funding arrangement (check all that apply) (1) <input type="checkbox"/> Insurance (2) <input type="checkbox"/> Code section 412(e)(3) insurance contracts (3) <input checked="" type="checkbox"/> Trust (4) <input type="checkbox"/> General assets of the sponsor	9b Plan benefit arrangement (check all that apply) (1) <input type="checkbox"/> Insurance (2) <input type="checkbox"/> Code section 412(e)(3) insurance contracts (3) <input checked="" type="checkbox"/> Trust (4) <input type="checkbox"/> General assets of the sponsor
---	---

10 Check all applicable boxes in 10a and 10b to indicate which schedules are attached, and, where indicated, enter the number attached. (See instructions)

a Pension Schedules (1) <input checked="" type="checkbox"/> R (Retirement Plan Information) (2) <input type="checkbox"/> MB (Multiemployer Defined Benefit Plan and Certain Money Purchase Plan Actuarial Information) - signed by the plan actuary (3) <input type="checkbox"/> SB (Single-Employer Defined Benefit Plan Actuarial Information) - signed by the plan actuary (4) <input type="checkbox"/> DCG (Individual Plan Information) – Number Attached _____ (5) <input type="checkbox"/> MEP (Multiple-Employer Retirement Plan Information)	b General Schedules (1) <input checked="" type="checkbox"/> H (Financial Information) (2) <input type="checkbox"/> I (Financial Information – Small Plan) (3) <input type="checkbox"/> A (Insurance Information) – Number Attached _____ (4) <input checked="" type="checkbox"/> C (Service Provider Information) (5) <input checked="" type="checkbox"/> D (DFE/Participating Plan Information) (6) <input type="checkbox"/> G (Financial Transaction Schedules)
--	--

Part III Form M-1 Compliance Information (to be completed by welfare benefit plans)

11a If the plan provides welfare benefits, was the plan subject to the Form M-1 filing requirements during the plan year? (See instructions and 29 CFR 2520.101-2.) Yes No

If "Yes" is checked, complete lines 11b and 11c.

11b Is the plan currently in compliance with the Form M-1 filing requirements? (See instructions and 29 CFR 2520.101-2.) Yes No

11c Enter the Receipt Confirmation Code for the 2024 Form M-1 annual report. If the plan was not required to file the 2024 Form M-1 annual report, enter the Receipt Confirmation Code for the most recent Form M-1 that was required to be filed under the Form M-1 filing requirements. (Failure to enter a valid Receipt Confirmation Code will subject the Form 5500 filing to rejection as incomplete.)

Receipt Confirmation Code _____

SCHEDULE C (Form 5500) <small>Department of the Treasury Internal Revenue Service</small> <small>Department of Labor Employee Benefits Security Administration</small> <small>Pension Benefit Guaranty Corporation</small>	Service Provider Information This schedule is required to be filed under section 104 of the Employee Retirement Income Security Act of 1974 (ERISA). ▶ File as an attachment to Form 5500.	<small>OMB No. 1210-0110</small> 2024 This Form is Open to Public Inspection.
--	--	---

For calendar plan year 2024 or fiscal plan year beginning **07/01/2024** and ending **06/30/2025**

A Name of plan INT'L BROTHERHOOD OF ELECTRICAL WORKERS' PENSION BENEFIT FUND	B Three-digit plan number (PN) ▶	001
C Plan sponsor's name as shown on line 2a of Form 5500 INTERNATIONAL BROTHERHOOD OF ELECTRICAL WORKERS' PENSION BENEFIT FUND	D Employer Identification Number (EIN) 53-0088380	

Part I Service Provider Information (see instructions)

You must complete this Part, in accordance with the instructions, to report the information required for **each person** who received, directly or indirectly, \$5,000 or more in total compensation (i.e., money or anything else of monetary value) in connection with services rendered to the plan or the person's position with the plan during the plan year. If a person received **only** eligible indirect compensation for which the plan received the required disclosures, you are required to answer line 1 but are not required to include that person when completing the remainder of this Part.

1 Information on Persons Receiving Only Eligible Indirect Compensation

a Check "Yes" or "No" to indicate whether you are excluding a person from the remainder of this Part because they received only eligible indirect compensation for which the plan received the required disclosures (see instructions for definitions and conditions)..... Yes No

b If you answered line 1a "Yes," enter the name and EIN or address of each person providing the required disclosures for the service providers who received only eligible indirect compensation. Complete as many entries as needed (see instructions).

(b) Enter name and EIN or address of person who provided you disclosures on eligible indirect compensation

GROSVENOR CAPITAL MANAGEMENT

36-3795985

(b) Enter name and EIN or address of person who provided you disclosures on eligible indirect compensation

ENTRUST GLOBAL PARTNERS OFFSHORE LP

90-0644478

(b) Enter name and EIN or address of person who provided you disclosures on eligible indirect compensation

NATIONAL REAL ESTATE ADVISORS LLC

26-2237421

(b) Enter name and EIN or address of person who provided you disclosures on eligible indirect compensation

CARLYLE INVESTMENT MANAGEMENT L.L.C

52-1988385

(b) Enter name and EIN or address of person who provided you disclosures on eligible indirect compensation

FIDELITY MANAGEMENT & RESEARCH COMP

04-2033129

(b) Enter name and EIN or address of person who provided you disclosures on eligible indirect compensation

DIMENSIONAL FUND ADVISORS LP

30-0447847

(b) Enter name and EIN or address of person who provided you disclosures on eligible indirect compensation

RCP ADVISORS 2, LLC C/O COLUMBIA PA

45-5510695

(b) Enter name and EIN or address of person who provided you disclosures on eligible indirect compensation

(b) Enter name and EIN or address of person who provided you disclosures on eligible indirect compensation

(b) Enter name and EIN or address of person who provided you disclosures on eligible indirect compensation

(b) Enter name and EIN or address of person who provided you disclosures on eligible indirect compensation

(b) Enter name and EIN or address of person who provided you disclosures on eligible indirect compensation

2. Information on Other Service Providers Receiving Direct or Indirect Compensation. Except for those persons for whom you answered "Yes" to line 1a above, complete as many entries as needed to list each person receiving, directly or indirectly, \$5,000 or more in total compensation (i.e., money or anything else of value) in connection with services rendered to the plan or their position with the plan during the plan year. (See instructions).

(a) Enter name and EIN or address (see instructions)

I.B.E.W.

53-0088380

(b) Service Code(s)	(c) Relationship to employer, employee organization, or person known to be a party-in-interest	(d) Enter direct compensation paid by the plan. If none, enter -0-.	(e) Did service provider receive indirect compensation? (sources other than plan or plan sponsor)	(f) Did indirect compensation include eligible indirect compensation, for which the plan received the required disclosures?	(g) Enter total indirect compensation received by service provider excluding eligible indirect compensation for which you answered "Yes" to element (f). If none, enter -0-.	(h) Did the service provider give you a formula instead of an amount or estimated amount?
14	SPONSOR	3100000	Yes <input type="checkbox"/> No <input checked="" type="checkbox"/>	Yes <input type="checkbox"/> No <input type="checkbox"/>		Yes <input type="checkbox"/> No <input type="checkbox"/>

(a) Enter name and EIN or address (see instructions)

THE BANK OF NEW YORK MELLON

13-5160382

(b) Service Code(s)	(c) Relationship to employer, employee organization, or person known to be a party-in-interest	(d) Enter direct compensation paid by the plan. If none, enter -0-.	(e) Did service provider receive indirect compensation? (sources other than plan or plan sponsor)	(f) Did indirect compensation include eligible indirect compensation, for which the plan received the required disclosures?	(g) Enter total indirect compensation received by service provider excluding eligible indirect compensation for which you answered "Yes" to element (f). If none, enter -0-.	(h) Did the service provider give you a formula instead of an amount or estimated amount?
19	NONE	1708178	Yes <input checked="" type="checkbox"/> No <input type="checkbox"/>	Yes <input checked="" type="checkbox"/> No <input type="checkbox"/>	0	Yes <input checked="" type="checkbox"/> No <input type="checkbox"/>

(a) Enter name and EIN or address (see instructions)

ULLICO INVESTMENT ADVISORS, INC.

52-6435649

(b) Service Code(s)	(c) Relationship to employer, employee organization, or person known to be a party-in-interest	(d) Enter direct compensation paid by the plan. If none, enter -0-.	(e) Did service provider receive indirect compensation? (sources other than plan or plan sponsor)	(f) Did indirect compensation include eligible indirect compensation, for which the plan received the required disclosures?	(g) Enter total indirect compensation received by service provider excluding eligible indirect compensation for which you answered "Yes" to element (f). If none, enter -0-.	(h) Did the service provider give you a formula instead of an amount or estimated amount?
28 51	NONE	1652020	Yes <input type="checkbox"/> No <input checked="" type="checkbox"/>	Yes <input type="checkbox"/> No <input type="checkbox"/>		Yes <input type="checkbox"/> No <input type="checkbox"/>

2. Information on Other Service Providers Receiving Direct or Indirect Compensation. Except for those persons for whom you answered "Yes" to line 1a above, complete as many entries as needed to list each person receiving, directly or indirectly, \$5,000 or more in total compensation (i.e., money or anything else of value) in connection with services rendered to the plan or their position with the plan during the plan year. (See instructions).

(a) Enter name and EIN or address (see instructions)

ASB CAPITAL MANAGEMENT

80-0618452

(b) Service Code(s)	(c) Relationship to employer, employee organization, or person known to be a party-in-interest	(d) Enter direct compensation paid by the plan. If none, enter -0-.	(e) Did service provider receive indirect compensation? (sources other than plan or plan sponsor)	(f) Did indirect compensation include eligible indirect compensation, for which the plan received the required disclosures?	(g) Enter total indirect compensation received by service provider excluding eligible indirect compensation for which you answered "Yes" to element (f). If none, enter -0-.	(h) Did the service provider give you a formula instead of an amount or estimated amount?
28 51	NONE	1119403	Yes <input type="checkbox"/> No <input checked="" type="checkbox"/>	Yes <input type="checkbox"/> No <input type="checkbox"/>		Yes <input type="checkbox"/> No <input type="checkbox"/>

(a) Enter name and EIN or address (see instructions)

LOOMIS SAYLES TRUST COMPANY

20-8080381

(b) Service Code(s)	(c) Relationship to employer, employee organization, or person known to be a party-in-interest	(d) Enter direct compensation paid by the plan. If none, enter -0-.	(e) Did service provider receive indirect compensation? (sources other than plan or plan sponsor)	(f) Did indirect compensation include eligible indirect compensation, for which the plan received the required disclosures?	(g) Enter total indirect compensation received by service provider excluding eligible indirect compensation for which you answered "Yes" to element (f). If none, enter -0-.	(h) Did the service provider give you a formula instead of an amount or estimated amount?
28 51	NONE	1023912	Yes <input type="checkbox"/> No <input checked="" type="checkbox"/>	Yes <input type="checkbox"/> No <input type="checkbox"/>		Yes <input type="checkbox"/> No <input type="checkbox"/>

(a) Enter name and EIN or address (see instructions)

POTTS-DUPRE, HAWKINS & KRAMER, CHTD

52-1660807

(b) Service Code(s)	(c) Relationship to employer, employee organization, or person known to be a party-in-interest	(d) Enter direct compensation paid by the plan. If none, enter -0-.	(e) Did service provider receive indirect compensation? (sources other than plan or plan sponsor)	(f) Did indirect compensation include eligible indirect compensation, for which the plan received the required disclosures?	(g) Enter total indirect compensation received by service provider excluding eligible indirect compensation for which you answered "Yes" to element (f). If none, enter -0-.	(h) Did the service provider give you a formula instead of an amount or estimated amount?
29 50	NONE	617135	Yes <input type="checkbox"/> No <input checked="" type="checkbox"/>	Yes <input type="checkbox"/> No <input type="checkbox"/>		Yes <input type="checkbox"/> No <input type="checkbox"/>

2. Information on Other Service Providers Receiving Direct or Indirect Compensation. Except for those persons for whom you answered "Yes" to line 1a above, complete as many entries as needed to list each person receiving, directly or indirectly, \$5,000 or more in total compensation (i.e., money or anything else of value) in connection with services rendered to the plan or their position with the plan during the plan year. (See instructions).

(a) Enter name and EIN or address (see instructions)

WESTERN ASSET MANAGEMENT

95-2705767

(b) Service Code(s)	(c) Relationship to employer, employee organization, or person known to be a party-in-interest	(d) Enter direct compensation paid by the plan. If none, enter -0-.	(e) Did service provider receive indirect compensation? (sources other than plan or plan sponsor)	(f) Did indirect compensation include eligible indirect compensation, for which the plan received the required disclosures?	(g) Enter total indirect compensation received by service provider excluding eligible indirect compensation for which you answered "Yes" to element (f). If none, enter -0-.	(h) Did the service provider give you a formula instead of an amount or estimated amount?
28 51	NONE	457074	Yes <input type="checkbox"/> No <input checked="" type="checkbox"/>	Yes <input type="checkbox"/> No <input type="checkbox"/>		Yes <input type="checkbox"/> No <input type="checkbox"/>

(a) Enter name and EIN or address (see instructions)

LORD, ABBETT & CO. LLC

13-5620131

(b) Service Code(s)	(c) Relationship to employer, employee organization, or person known to be a party-in-interest	(d) Enter direct compensation paid by the plan. If none, enter -0-.	(e) Did service provider receive indirect compensation? (sources other than plan or plan sponsor)	(f) Did indirect compensation include eligible indirect compensation, for which the plan received the required disclosures?	(g) Enter total indirect compensation received by service provider excluding eligible indirect compensation for which you answered "Yes" to element (f). If none, enter -0-.	(h) Did the service provider give you a formula instead of an amount or estimated amount?
28 51	NONE	347758	Yes <input type="checkbox"/> No <input checked="" type="checkbox"/>	Yes <input type="checkbox"/> No <input type="checkbox"/>		Yes <input type="checkbox"/> No <input type="checkbox"/>

(a) Enter name and EIN or address (see instructions)

BARROW HANLEY GLOBAL INVESTORS

75-2403190

(b) Service Code(s)	(c) Relationship to employer, employee organization, or person known to be a party-in-interest	(d) Enter direct compensation paid by the plan. If none, enter -0-.	(e) Did service provider receive indirect compensation? (sources other than plan or plan sponsor)	(f) Did indirect compensation include eligible indirect compensation, for which the plan received the required disclosures?	(g) Enter total indirect compensation received by service provider excluding eligible indirect compensation for which you answered "Yes" to element (f). If none, enter -0-.	(h) Did the service provider give you a formula instead of an amount or estimated amount?
28 51	NONE	235257	Yes <input type="checkbox"/> No <input checked="" type="checkbox"/>	Yes <input type="checkbox"/> No <input type="checkbox"/>		Yes <input type="checkbox"/> No <input type="checkbox"/>

2. Information on Other Service Providers Receiving Direct or Indirect Compensation. Except for those persons for whom you answered "Yes" to line 1a above, complete as many entries as needed to list each person receiving, directly or indirectly, \$5,000 or more in total compensation (i.e., money or anything else of value) in connection with services rendered to the plan or their position with the plan during the plan year. (See instructions).

(a) Enter name and EIN or address (see instructions)

PYRAMIS/FIDELITY ASSET MANAGEMENT

04-3532603

(b) Service Code(s)	(c) Relationship to employer, employee organization, or person known to be a party-in-interest	(d) Enter direct compensation paid by the plan. If none, enter -0-.	(e) Did service provider receive indirect compensation? (sources other than plan or plan sponsor)	(f) Did indirect compensation include eligible indirect compensation, for which the plan received the required disclosures?	(g) Enter total indirect compensation received by service provider excluding eligible indirect compensation for which you answered "Yes" to element (f). If none, enter -0-.	(h) Did the service provider give you a formula instead of an amount or estimated amount?
28 51	NONE	209183	Yes <input type="checkbox"/> No <input checked="" type="checkbox"/>	Yes <input type="checkbox"/> No <input type="checkbox"/>		Yes <input type="checkbox"/> No <input type="checkbox"/>

(a) Enter name and EIN or address (see instructions)

CS CAPITAL MANAGEMENT, INC.

58-1973304

(b) Service Code(s)	(c) Relationship to employer, employee organization, or person known to be a party-in-interest	(d) Enter direct compensation paid by the plan. If none, enter -0-.	(e) Did service provider receive indirect compensation? (sources other than plan or plan sponsor)	(f) Did indirect compensation include eligible indirect compensation, for which the plan received the required disclosures?	(g) Enter total indirect compensation received by service provider excluding eligible indirect compensation for which you answered "Yes" to element (f). If none, enter -0-.	(h) Did the service provider give you a formula instead of an amount or estimated amount?
27 50	NONE	138634	Yes <input type="checkbox"/> No <input checked="" type="checkbox"/>	Yes <input type="checkbox"/> No <input type="checkbox"/>		Yes <input type="checkbox"/> No <input type="checkbox"/>

(a) Enter name and EIN or address (see instructions)

SEGAL MARCO ADVISORS

13-2646110

(b) Service Code(s)	(c) Relationship to employer, employee organization, or person known to be a party-in-interest	(d) Enter direct compensation paid by the plan. If none, enter -0-.	(e) Did service provider receive indirect compensation? (sources other than plan or plan sponsor)	(f) Did indirect compensation include eligible indirect compensation, for which the plan received the required disclosures?	(g) Enter total indirect compensation received by service provider excluding eligible indirect compensation for which you answered "Yes" to element (f). If none, enter -0-.	(h) Did the service provider give you a formula instead of an amount or estimated amount?
27 50	NONE	116700	Yes <input type="checkbox"/> No <input checked="" type="checkbox"/>	Yes <input type="checkbox"/> No <input type="checkbox"/>		Yes <input type="checkbox"/> No <input type="checkbox"/>

2. Information on Other Service Providers Receiving Direct or Indirect Compensation. Except for those persons for whom you answered "Yes" to line 1a above, complete as many entries as needed to list each person receiving, directly or indirectly, \$5,000 or more in total compensation (i.e., money or anything else of value) in connection with services rendered to the plan or their position with the plan during the plan year. (See instructions).

(a) Enter name and EIN or address (see instructions)

CHEIRON, INC.

13-4215617

(b) Service Code(s)	(c) Relationship to employer, employee organization, or person known to be a party-in-interest	(d) Enter direct compensation paid by the plan. If none, enter -0-.	(e) Did service provider receive indirect compensation? (sources other than plan or plan sponsor)	(f) Did indirect compensation include eligible indirect compensation, for which the plan received the required disclosures?	(g) Enter total indirect compensation received by service provider excluding eligible indirect compensation for which you answered "Yes" to element (f). If none, enter -0-.	(h) Did the service provider give you a formula instead of an amount or estimated amount?
11 50 17	NONE	81220	Yes <input type="checkbox"/> No <input checked="" type="checkbox"/>	Yes <input type="checkbox"/> No <input type="checkbox"/>		Yes <input type="checkbox"/> No <input type="checkbox"/>

(a) Enter name and EIN or address (see instructions)

CALIBRE CPA GROUP, PLLC

47-0900880

(b) Service Code(s)	(c) Relationship to employer, employee organization, or person known to be a party-in-interest	(d) Enter direct compensation paid by the plan. If none, enter -0-.	(e) Did service provider receive indirect compensation? (sources other than plan or plan sponsor)	(f) Did indirect compensation include eligible indirect compensation, for which the plan received the required disclosures?	(g) Enter total indirect compensation received by service provider excluding eligible indirect compensation for which you answered "Yes" to element (f). If none, enter -0-.	(h) Did the service provider give you a formula instead of an amount or estimated amount?
10 50	NONE	79310	Yes <input type="checkbox"/> No <input checked="" type="checkbox"/>	Yes <input type="checkbox"/> No <input type="checkbox"/>		Yes <input type="checkbox"/> No <input type="checkbox"/>

(a) Enter name and EIN or address (see instructions)

PARAMETRIC GROUP

20-0292745

(b) Service Code(s)	(c) Relationship to employer, employee organization, or person known to be a party-in-interest	(d) Enter direct compensation paid by the plan. If none, enter -0-.	(e) Did service provider receive indirect compensation? (sources other than plan or plan sponsor)	(f) Did indirect compensation include eligible indirect compensation, for which the plan received the required disclosures?	(g) Enter total indirect compensation received by service provider excluding eligible indirect compensation for which you answered "Yes" to element (f). If none, enter -0-.	(h) Did the service provider give you a formula instead of an amount or estimated amount?
28 51	NONE	60950	Yes <input type="checkbox"/> No <input checked="" type="checkbox"/>	Yes <input type="checkbox"/> No <input type="checkbox"/>		Yes <input type="checkbox"/> No <input type="checkbox"/>

2. Information on Other Service Providers Receiving Direct or Indirect Compensation. Except for those persons for whom you answered "Yes" to line 1a above, complete as many entries as needed to list each person receiving, directly or indirectly, \$5,000 or more in total compensation (i.e., money or anything else of value) in connection with services rendered to the plan or their position with the plan during the plan year. (See instructions).

(a) Enter name and EIN or address (see instructions)

PAYDEN & RYGEL

95-3921788

(b) Service Code(s)	(c) Relationship to employer, employee organization, or person known to be a party-in-interest	(d) Enter direct compensation paid by the plan. If none, enter -0-.	(e) Did service provider receive indirect compensation? (sources other than plan or plan sponsor)	(f) Did indirect compensation include eligible indirect compensation, for which the plan received the required disclosures?	(g) Enter total indirect compensation received by service provider excluding eligible indirect compensation for which you answered "Yes" to element (f). If none, enter -0-.	(h) Did the service provider give you a formula instead of an amount or estimated amount?
28 51	NONE	60668	Yes <input type="checkbox"/> No <input checked="" type="checkbox"/>	Yes <input type="checkbox"/> No <input type="checkbox"/>		Yes <input type="checkbox"/> No <input type="checkbox"/>

(a) Enter name and EIN or address (see instructions)

JARISLOWSKY, FRASER LIMITED

98-0667413

(b) Service Code(s)	(c) Relationship to employer, employee organization, or person known to be a party-in-interest	(d) Enter direct compensation paid by the plan. If none, enter -0-.	(e) Did service provider receive indirect compensation? (sources other than plan or plan sponsor)	(f) Did indirect compensation include eligible indirect compensation, for which the plan received the required disclosures?	(g) Enter total indirect compensation received by service provider excluding eligible indirect compensation for which you answered "Yes" to element (f). If none, enter -0-.	(h) Did the service provider give you a formula instead of an amount or estimated amount?
28 51	NONE	49400	Yes <input type="checkbox"/> No <input checked="" type="checkbox"/>	Yes <input type="checkbox"/> No <input type="checkbox"/>		Yes <input type="checkbox"/> No <input type="checkbox"/>

(a) Enter name and EIN or address (see instructions)

INTECH INVESTMENT MANAGEMENT LLC

01-0614895

(b) Service Code(s)	(c) Relationship to employer, employee organization, or person known to be a party-in-interest	(d) Enter direct compensation paid by the plan. If none, enter -0-.	(e) Did service provider receive indirect compensation? (sources other than plan or plan sponsor)	(f) Did indirect compensation include eligible indirect compensation, for which the plan received the required disclosures?	(g) Enter total indirect compensation received by service provider excluding eligible indirect compensation for which you answered "Yes" to element (f). If none, enter -0-.	(h) Did the service provider give you a formula instead of an amount or estimated amount?
28 51	NONE	6908	Yes <input checked="" type="checkbox"/> No <input type="checkbox"/>	Yes <input checked="" type="checkbox"/> No <input type="checkbox"/>	0	Yes <input type="checkbox"/> No <input checked="" type="checkbox"/>

Part I Service Provider Information (continued)

3. If you reported on line 2 receipt of indirect compensation, other than eligible indirect compensation, by a service provider, and the service provider is a fiduciary or provides contract administrator, consulting, custodial, investment advisory, investment management, broker, or recordkeeping services, answer the following questions for (a) each source from whom the service provider received \$1,000 or more in indirect compensation and (b) each source for whom the service provider gave you a formula used to determine the indirect compensation instead of an amount or estimated amount of the indirect compensation. Complete as many entries as needed to report the required information for each source.

(a) Enter service provider name as it appears on line 2	(b) Service Codes (see instructions)	(c) Enter amount of indirect compensation
(d) Enter name and EIN (address) of source of indirect compensation	(e) Describe the indirect compensation, including any formula used to determine the service provider's eligibility for or the amount of the indirect compensation.	
(a) Enter service provider name as it appears on line 2	(b) Service Codes (see instructions)	(c) Enter amount of indirect compensation
(d) Enter name and EIN (address) of source of indirect compensation	(e) Describe the indirect compensation, including any formula used to determine the service provider's eligibility for or the amount of the indirect compensation.	
(a) Enter service provider name as it appears on line 2	(b) Service Codes (see instructions)	(c) Enter amount of indirect compensation
(d) Enter name and EIN (address) of source of indirect compensation	(e) Describe the indirect compensation, including any formula used to determine the service provider's eligibility for or the amount of the indirect compensation.	

Part II Service Providers Who Fail or Refuse to Provide Information

4 Provide, to the extent possible, the following information for each service provider who failed or refused to provide the information necessary to complete this Schedule.

(a) Enter name and EIN or address of service provider (see instructions)	(b) Nature of Service Code(s)	(c) Describe the information that the service provider failed or refused to provide

(a) Enter name and EIN or address of service provider (see instructions)	(b) Nature of Service Code(s)	(c) Describe the information that the service provider failed or refused to provide

(a) Enter name and EIN or address of service provider (see instructions)	(b) Nature of Service Code(s)	(c) Describe the information that the service provider failed or refused to provide

(a) Enter name and EIN or address of service provider (see instructions)	(b) Nature of Service Code(s)	(c) Describe the information that the service provider failed or refused to provide

(a) Enter name and EIN or address of service provider (see instructions)	(b) Nature of Service Code(s)	(c) Describe the information that the service provider failed or refused to provide

(a) Enter name and EIN or address of service provider (see instructions)	(b) Nature of Service Code(s)	(c) Describe the information that the service provider failed or refused to provide

Part III Termination Information on Accountants and Enrolled Actuaries (see instructions)
(complete as many entries as needed)

a Name:	b EIN:
c Position:	
d Address:	e Telephone:

Explanation:

a Name:	b EIN:
c Position:	
d Address:	e Telephone:

Explanation:

a Name:	b EIN:
c Position:	
d Address:	e Telephone:

Explanation:

a Name:	b EIN:
c Position:	
d Address:	e Telephone:

Explanation:

a Name:	b EIN:
c Position:	
d Address:	e Telephone:

Explanation:

SCHEDULE D (Form 5500) <small>Department of the Treasury Internal Revenue Service</small> <small>Department of Labor Employee Benefits Security Administration</small>	DFE/Participating Plan Information This schedule is required to be filed under section 104 of the Employee Retirement Income Security Act of 1974 (ERISA). ▶ File as an attachment to Form 5500.	OMB No. 1210-0110 <hr/> 2024 This Form is Open to Public Inspection.
---	--	--

For calendar plan year 2024 or fiscal plan year beginning 07/01/2024 and ending 06/30/2025

A Name of plan <u>INT'L BROTHERHOOD OF ELECTRICAL WORKERS' PENSION BENEFIT FUND</u>	B Three-digit plan number (PN) ▶	<u>001</u>
C Plan or DFE sponsor's name as shown on line 2a of Form 5500 <u>INTERNATIONAL BROTHERHOOD OF ELECTRICAL WORKERS' PENSION BENEFIT FUND</u>	D Employer Identification Number (EIN) <u>53-0088380</u>	

Part I	Information on interests in MTIAs, CCTs, PSAs, and 103-12 IEs (to be completed by plans and DFEs) (Complete as many entries as needed to report all interests in DFEs)
---------------	--

a Name of MTIA, CCT, PSA, or 103-12 IE: <u>ULLICO DIVERSIFIED INTL EQUITY FUND</u>		
b Name of sponsor of entity listed in (a): <u>ULLICO INVESTMENT ADVISORS INC</u>		
c EIN-PN <u>74-3178242-001</u>	d Entity code <u>E</u>	e Dollar value of interest in MTIA, CCT, PSA, or 103-12 IE at end of year (see instructions) <u>223447485</u>
a Name of MTIA, CCT, PSA, or 103-12 IE: <u>ULLICO INFRASTRUCTURE TAX EXEMPT FU</u>		
b Name of sponsor of entity listed in (a): <u>ULLICO INVESTMENT ADVISORS INC</u>		
c EIN-PN <u>90-0622302-001</u>	d Entity code <u>E</u>	e Dollar value of interest in MTIA, CCT, PSA, or 103-12 IE at end of year (see instructions) <u>35724419</u>
a Name of MTIA, CCT, PSA, or 103-12 IE: <u>WA FLTG RATE HI INCOME FD</u>		
b Name of sponsor of entity listed in (a): <u>WESTERN ASSET MANAGEMENT COMPANY</u>		
c EIN-PN <u>20-0219988-001</u>	d Entity code <u>E</u>	e Dollar value of interest in MTIA, CCT, PSA, or 103-12 IE at end of year (see instructions) <u>5380000</u>
a Name of MTIA, CCT, PSA, or 103-12 IE: <u>WAMCO OPP LOC MKT DEBT SEC</u>		
b Name of sponsor of entity listed in (a): <u>WESTERN ASSET MANAGEMENT COMPANY</u>		
c EIN-PN <u>20-4251957-001</u>	d Entity code <u>E</u>	e Dollar value of interest in MTIA, CCT, PSA, or 103-12 IE at end of year (see instructions) <u>2309683</u>
a Name of MTIA, CCT, PSA, or 103-12 IE: <u>WAMCO OPPORTUNISTIC US HIGH</u>		
b Name of sponsor of entity listed in (a): <u>WESTERN ASSET MANAGEMENT COMPANY</u>		
c EIN-PN <u>04-3500652-001</u>	d Entity code <u>E</u>	e Dollar value of interest in MTIA, CCT, PSA, or 103-12 IE at end of year (see instructions) <u>12620386</u>
a Name of MTIA, CCT, PSA, or 103-12 IE: <u>WESTERN ASSET MBS PORTFOLIO</u>		
b Name of sponsor of entity listed in (a): <u>WESTERN ASSET MANAGEMENT COMPANY</u>		
c EIN-PN <u>20-1575792-001</u>	d Entity code <u>E</u>	e Dollar value of interest in MTIA, CCT, PSA, or 103-12 IE at end of year (see instructions) <u>40328891</u>
a Name of MTIA, CCT, PSA, or 103-12 IE: <u>ASB ALLEGIANCE FUND</u>		
b Name of sponsor of entity listed in (a): <u>CHEVY CHASE TRUST COMPANY</u>		
c EIN-PN <u>52-6257033-006</u>	d Entity code <u>C</u>	e Dollar value of interest in MTIA, CCT, PSA, or 103-12 IE at end of year (see instructions) <u>95545184</u>

a Name of MTIA, CCT, PSA, or 103-12 IE: **LOOMIS SAYLES MULTISECTOR**

b Name of sponsor of entity listed in (a): **LOOMIS SAYLES TRUST COMPANY**

c EIN-PN 84-6391546-007	d Entity code C	e Dollar value of interest in MTIA, CCT, PSA, or 103-12 IE at end of year (see instructions) 266835277
---------------------------------------	-------------------------------	--

a Name of MTIA, CCT, PSA, or 103-12 IE:

b Name of sponsor of entity listed in (a):

c EIN-PN	d Entity code	e Dollar value of interest in MTIA, CCT, PSA, or 103-12 IE at end of year (see instructions)
-----------------	----------------------	---

a Name of MTIA, CCT, PSA, or 103-12 IE:

b Name of sponsor of entity listed in (a):

c EIN-PN	d Entity code	e Dollar value of interest in MTIA, CCT, PSA, or 103-12 IE at end of year (see instructions)
-----------------	----------------------	---

a Name of MTIA, CCT, PSA, or 103-12 IE:

b Name of sponsor of entity listed in (a):

c EIN-PN	d Entity code	e Dollar value of interest in MTIA, CCT, PSA, or 103-12 IE at end of year (see instructions)
-----------------	----------------------	---

a Name of MTIA, CCT, PSA, or 103-12 IE:

b Name of sponsor of entity listed in (a):

c EIN-PN	d Entity code	e Dollar value of interest in MTIA, CCT, PSA, or 103-12 IE at end of year (see instructions)
-----------------	----------------------	---

a Name of MTIA, CCT, PSA, or 103-12 IE:

b Name of sponsor of entity listed in (a):

c EIN-PN	d Entity code	e Dollar value of interest in MTIA, CCT, PSA, or 103-12 IE at end of year (see instructions)
-----------------	----------------------	---

a Name of MTIA, CCT, PSA, or 103-12 IE:

b Name of sponsor of entity listed in (a):

c EIN-PN	d Entity code	e Dollar value of interest in MTIA, CCT, PSA, or 103-12 IE at end of year (see instructions)
-----------------	----------------------	---

a Name of MTIA, CCT, PSA, or 103-12 IE:

b Name of sponsor of entity listed in (a):

c EIN-PN	d Entity code	e Dollar value of interest in MTIA, CCT, PSA, or 103-12 IE at end of year (see instructions)
-----------------	----------------------	---

a Name of MTIA, CCT, PSA, or 103-12 IE:

b Name of sponsor of entity listed in (a):

c EIN-PN	d Entity code	e Dollar value of interest in MTIA, CCT, PSA, or 103-12 IE at end of year (see instructions)
-----------------	----------------------	---

a Name of MTIA, CCT, PSA, or 103-12 IE:

b Name of sponsor of entity listed in (a):

c EIN-PN	d Entity code	e Dollar value of interest in MTIA, CCT, PSA, or 103-12 IE at end of year (see instructions)
-----------------	----------------------	---

SCHEDULE H (Form 5500) <small>Department of the Treasury Internal Revenue Service</small> <small>Department of Labor Employee Benefits Security Administration</small> <small>Pension Benefit Guaranty Corporation</small>	Financial Information This schedule is required to be filed under section 104 of the Employee Retirement Income Security Act of 1974 (ERISA), and section 6058(a) of the Internal Revenue Code (the Code). ▶ File as an attachment to Form 5500.	<small>OMB No. 1210-0110</small> 2024 This Form is Open to Public Inspection
--	--	--

For calendar plan year 2024 or fiscal plan year beginning 07/01/2024 and ending 06/30/2025	
A Name of plan INT'L BROTHERHOOD OF ELECTRICAL WORKERS' PENSION BENEFIT FUND	B Three-digit plan number (PN) ▶ 001
C Plan sponsor's name as shown on line 2a of Form 5500 INTERNATIONAL BROTHERHOOD OF ELECTRICAL WORKERS' PENSION BENEFIT FUND	D Employer Identification Number (EIN) 53-0088380

Part I	Asset and Liability Statement
---------------	--------------------------------------

1 Current value of plan assets and liabilities at the beginning and end of the plan year. Combine the value of plan assets held in more than one trust. Report the value of the plan's interest in a commingled fund containing the assets of more than one plan on a line-by-line basis unless the value is reportable on lines 1c(9) through 1c(14). Do not enter the value of that portion of an insurance contract which guarantees, during this plan year, to pay a specific dollar benefit at a future date. **Round off amounts to the nearest dollar.** MTIAs, CCTs, PSAs, and 103-12 IEs do not complete lines 1b(1), 1b(2), 1c(8), 1g, 1h, and 1i. CCTs, PSAs, and 103-12 IEs also do not complete lines 1d and 1e. See instructions.

		(a) Beginning of Year	(b) End of Year
a Total noninterest-bearing cash	1a	272680	1793798
b Receivables (less allowance for doubtful accounts):			
(1) Employer contributions	1b(1)		
(2) Participant contributions	1b(2)	6630384	7823110
(3) Other	1b(3)	19836811	6718685
c General investments:			
(1) Interest-bearing cash (include money market accounts & certificates of deposit)	1c(1)	10190251	5821910
(2) U.S. Government securities	1c(2)	127468844	186675055
(3) Corporate debt instruments (other than employer securities):			
(A) Preferred	1c(3)(A)		
(B) All other	1c(3)(B)	202077770	206875094
(4) Corporate stocks (other than employer securities):			
(A) Preferred	1c(4)(A)	887824	620632
(B) Common	1c(4)(B)	819608301	880463822
(5) Partnership/joint venture interests	1c(5)	330166526	317169117
(6) Real estate (other than employer real property)	1c(6)		
(7) Loans (other than to participants)	1c(7)	459824	405032
(8) Participant loans	1c(8)		
(9) Value of interest in common/collective trusts	1c(9)	342988196	362380461
(10) Value of interest in pooled separate accounts	1c(10)		
(11) Value of interest in master trust investment accounts	1c(11)		
(12) Value of interest in 103-12 investment entities	1c(12)	283841933	319810864
(13) Value of interest in registered investment companies (e.g., mutual funds)	1c(13)	374407371	416755184
(14) Value of funds held in insurance company general account (unallocated contracts)	1c(14)		
(15) Other	1c(15)	54595197	44777026

1d Employer-related investments:		(a) Beginning of Year	(b) End of Year
(1) Employer securities.....	1d(1)		
(2) Employer real property.....	1d(2)		
e Buildings and other property used in plan operation.....	1e		
f Total assets (add all amounts in lines 1a through 1e).....	1f	2573431912	2758089790
Liabilities			
g Benefit claims payable.....	1g		
h Operating payables.....	1h	957633	1071368
i Acquisition indebtedness.....	1i		
j Other liabilities.....	1j	54404395	46784231
k Total liabilities (add all amounts in lines 1g through 1j).....	1k	55362028	47855599
Net Assets			
l Net assets (subtract line 1k from line 1f).....	1l	2518069884	2710234191

Part II Income and Expense Statement

2 Plan income, expenses, and changes in net assets for the year. Include all income and expenses of the plan, including any trust(s) or separately maintained fund(s) and any payments/receipts to/from insurance carriers. Round off amounts to the nearest dollar. MTIAs, CCTs, PSAs, and 103-12 IEs do not complete lines 2a, 2b(1)(E), 2e, 2f, and 2g.

Income		(a) Amount	(b) Total
a Contributions:			
(1) Received or receivable in cash from: (A) Employers.....	2a(1)(A)		
(B) Participants.....	2a(1)(B)	117644172	
(C) Others (including rollovers).....	2a(1)(C)		
(2) Noncash contributions.....	2a(2)		
(3) Total contributions. Add lines 2a(1)(A) , (B) , (C) , and line 2a(2)	2a(3)		117644172
b Earnings on investments:			
(1) Interest:			
(A) Interest-bearing cash (including money market accounts and certificates of deposit).....	2b(1)(A)		
(B) U.S. Government securities.....	2b(1)(B)	9781047	
(C) Corporate debt instruments.....	2b(1)(C)	12732978	
(D) Loans (other than to participants).....	2b(1)(D)		
(E) Participant loans.....	2b(1)(E)		
(F) Other.....	2b(1)(F)		
(G) Total interest. Add lines 2b(1)(A) through (F)	2b(1)(G)		22514025
(2) Dividends:			
(A) Preferred stock.....	2b(2)(A)		
(B) Common stock.....	2b(2)(B)	17640035	
(C) Registered investment company shares (e.g. mutual funds).....	2b(2)(C)		
(D) Total dividends. Add lines 2b(2)(A) , (B) , and (C)	2b(2)(D)		17640035
(3) Rents.....	2b(3)		
(4) Net gain (loss) on sale of assets:			
(A) Aggregate proceeds.....	2b(4)(A)	1864913364	
(B) Aggregate carrying amount (see instructions).....	2b(4)(B)	1797981141	
(C) Subtract line 2b(4)(B) from line 2b(4)(A) and enter result.....	2b(4)(C)		
(5) Unrealized appreciation (depreciation) of assets:			
(A) Real estate.....	2b(5)(A)		
(B) Other.....	2b(5)(B)	70585782	
(C) Total unrealized appreciation of assets. Add lines 2b(5)(A) and (B)	2b(5)(C)		

		(a) Amount	(b) Total
(6) Net investment gain (loss) from common/collective trusts	2b(6)		25390070
(7) Net investment gain (loss) from pooled separate accounts	2b(7)		
(8) Net investment gain (loss) from master trust investment accounts	2b(8)		
(9) Net investment gain (loss) from 103-12 investment entities	2b(9)		38835316
(10) Net investment gain (loss) from registered investment companies (e.g., mutual funds)	2b(10)		43538871
c Other income	2c		-2304208
d Total income. Add all income amounts in column (b) and enter total	2d		400776286

Expenses

e Benefit payment and payments to provide benefits:			
(1) Directly to participants or beneficiaries, including direct rollovers	2e(1)	194022616	
(2) To insurance carriers for the provision of benefits	2e(2)		
(3) Other	2e(3)		
(4) Total benefit payments. Add lines 2e(1) through (3)	2e(4)		194022616
f Corrective distributions (see instructions)	2f		
g Certain deemed distributions of participant loans (see instructions)	2g		
h Interest expense	2h		
i Administrative expenses:			
(1) Salaries and allowances	2i(1)		
(2) Contract administrator fees	2i(2)	3100000	
(3) Recordkeeping fees	2i(3)		
(4) IQPA audit fees	2i(4)	79310	
(5) Investment advisory and investment management fees	2i(5)	5395061	
(6) Bank or trust company trustee/custodial fees	2i(6)	1708178	
(7) Actuarial fees	2i(7)	81220	
(8) Legal fees	2i(8)	617135	
(9) Valuation/appraisal fees	2i(9)		
(10) Other trustee fees and expenses	2i(10)		
(11) Other expenses	2i(11)	3608459	
(12) Total administrative expenses. Add lines 2i(1) through (11)	2i(12)		14589363
j Total expenses. Add all expense amounts in column (b) and enter total	2j		208611979

Net Income and Reconciliation

k Net income (loss). Subtract line 2j from line 2d	2k		192164307
l Transfers of assets:			
(1) To this plan	2l(1)		
(2) From this plan	2l(2)		

Part III Accountant's Opinion

3 Complete lines 3a through 3c if the opinion of an independent qualified public accountant is attached to this Form 5500. Complete line 3d if an opinion is not attached.

a The attached opinion of an independent qualified public accountant for this plan is (see instructions):

(1) Unmodified (2) Qualified (3) Disclaimer (4) Adverse

b Check the appropriate box(es) to indicate whether the IQPA performed an ERISA section 103(a)(3)(C) audit. Check both boxes (1) and (2) if the audit was performed pursuant to both 29 CFR 2520.103-8 and 29 CFR 2520.103-12(d). Check box (3) if pursuant to neither.

(1) DOL Regulation 2520.103-8 (2) DOL Regulation 2520.103-12(d) (3) neither DOL Regulation 2520.103-8 nor DOL Regulation 2520.103-12(d).

c Enter the name and EIN of the accountant (or accounting firm) below:

(1) Name: CALIBRE CPA GROUP, PLLC

(2) EIN: 47-0900880

d The opinion of an independent qualified public accountant is **not attached** as part of Schedule H because:

(1) This form is filed for a CCT, PSA, DCG or MTIA. (2) It will be attached to the next Form 5500 pursuant to 29 CFR 2520.104-50.

Part IV Compliance Questions

4 CCTs and PSAs do not complete Part IV. MTIAs, 103-12 IEs, and GIAs do not complete lines 4a, 4e, 4f, 4g, 4h, 4k, 4m, 4n, or 5. 103-12 IEs also do not complete lines 4j and 4l. MTIAs also do not complete line 4l. DCGs do not complete lines 4e, 4f, 4k, 4l, and 5, and DCGs generally complete the rest of Part IV collectively for all plans in the DCG, except as otherwise provided (see instructions).

During the plan year:

	Yes	No	Amount
a Was there a failure to transmit to the plan any participant contributions within the time period described in 29 CFR 2510.3-102? Continue to answer "Yes" for any prior year failures until fully corrected. (See instructions and DOL's Voluntary Fiduciary Correction Program.)		X	
b Were any loans by the plan or fixed income obligations due the plan in default as of the close of the plan year or classified during the year as uncollectible? Disregard participant loans secured by participant's account balance. (Attach Schedule G (Form 5500) Part I if "Yes" is checked.)		X	
c Were any leases to which the plan was a party in default or classified during the year as uncollectible? (Attach Schedule G (Form 5500) Part II if "Yes" is checked.)		X	
d Were there any nonexempt transactions with any party-in-interest? (Do not include transactions reported on line 4a. Attach Schedule G (Form 5500) Part III if "Yes" is checked.)		X	
e Was this plan covered by a fidelity bond?	X		5000000
f Did the plan have a loss, whether or not reimbursed by the plan's fidelity bond, that was caused by fraud or dishonesty?		X	
g Did the plan hold any assets whose current value was neither readily determinable on an established market nor set by an independent third party appraiser?	X		681543015
h Did the plan receive any noncash contributions whose value was neither readily determinable on an established market nor set by an independent third party appraiser?		X	
i Did the plan have assets held for investment? (Attach schedule(s) of assets if "Yes" is checked, and see instructions for format requirements.)	X		
j Were any plan transactions or series of transactions in excess of 5% of the current value of plan assets? (Attach schedule of transactions if "Yes" is checked and see instructions for format requirements.)	X		
k Were all the plan assets either distributed to participants or beneficiaries, transferred to another plan, or brought under the control of the PBGC?		X	
l Has the plan failed to provide any benefit when due under the plan?		X	
m If this is an individual account plan, was there a blackout period? (See instructions and 29 CFR 2520.101-3.)		X	
n If 4m was answered "Yes," check the "Yes" box if you either provided the required notice or one of the exceptions to providing the notice applied under 29 CFR 2520.101-3.		X	

5a Has a resolution to terminate the plan been adopted during the plan year or any prior plan year? Yes No
If "Yes," enter the amount of any plan assets that reverted to the employer this year _____.

5b If, during this plan year, any assets or liabilities were transferred from this plan to another plan(s), identify the plan(s) to which assets or liabilities were transferred. (See instructions.)

5b(1) Name of plan(s)	5b(2) EIN(s)	5b(3) PN(s)

5c Was the plan a defined benefit plan covered under the PBGC insurance program at any time during this plan year? (See ERISA section 4021 and instructions.) Yes No Not determined

If "Yes" is checked, enter the My PAA confirmation number from the PBGC premium filing for this plan year _____.

SCHEDULE R (Form 5500) <small>Department of the Treasury Internal Revenue Service</small> <small>Department of Labor Employee Benefits Security Administration</small> <small>Pension Benefit Guaranty Corporation</small>	Retirement Plan Information This schedule is required to be filed under sections 104 and 4065 of the Employee Retirement Income Security Act of 1974 (ERISA) and section 6058(a) of the Internal Revenue Code (the Code). ▶ File as an attachment to Form 5500.	<small>OMB No. 1210-0110</small> 2024 This Form is Open to Public Inspection.
--	---	---

For calendar plan year 2024 or fiscal plan year beginning 07/01/2024 and ending 06/30/2025

A Name of plan <u>INT'L BROTHERHOOD OF ELECTRICAL WORKERS' PENSION BENEFIT FUND</u>	B Three-digit plan number (PN) ▶	<u>001</u>
C Plan sponsor's name as shown on line 2a of Form 5500 <u>INTERNATIONAL BROTHERHOOD OF ELECTRICAL WORKERS' PENSION BENEFIT FUND</u>	D Employer Identification Number (EIN) <u>53-0088380</u>	

Part I	Distributions
---------------	----------------------

All references to distributions relate only to payments of benefits during the plan year.

1 Total value of distributions paid in property other than in cash or the forms of property specified in the instructions.....

1	
---	--

2 Enter the EIN(s) of payor(s) who paid benefits on behalf of the plan to participants or beneficiaries during the year (if more than two, enter EINs of the two payors who paid the greatest dollar amounts of benefits):
 EIN(s): 25-1926855

Profit-sharing plans, ESOPs, and stock bonus plans, skip line 3.

3 Number of participants (living or deceased) whose benefits were distributed in a single sum, during the plan year.....

3	251
---	-----

Part II	Funding Information (If the plan is not subject to the minimum funding requirements of section 412 of the Internal Revenue Code or ERISA section 302, skip this Part.)
----------------	---

4 Is the plan administrator making an election under Code section 412(d)(2) or ERISA section 302(d)(2)? Yes No N/A
If the plan is a defined benefit plan, go to line 8.

5 If a waiver of the minimum funding standard for a prior year is being amortized in this plan year, see instructions and enter the date of the ruling letter granting the waiver. **Date:** Month _____ Day _____ Year _____
If you completed line 5, complete lines 3, 9, and 10 of Schedule MB and do not complete the remainder of this schedule.

6 a Enter the minimum required contribution for this plan year (include any prior year accumulated funding deficiency not waived)	6a	
b Enter the amount contributed by the employer to the plan for this plan year	6b	
c Subtract the amount in line 6b from the amount in line 6a. Enter the result (enter a minus sign to the left of a negative amount).....	6c	

If you completed line 6c, skip lines 8 and 9.

7 Will the minimum funding amount reported on line 6c be met by the funding deadline?..... Yes No N/A

8 If a change in actuarial cost method was made for this plan year pursuant to a revenue procedure or other authority providing automatic approval for the change or a class ruling letter, does the plan sponsor or plan administrator agree with the change? Yes No N/A

Part III	Amendments
-----------------	-------------------

9 If this is a defined benefit pension plan, were any amendments adopted during this plan year that increased or decreased the value of benefits? If yes, check the appropriate box. If no, check the "No" box..... Increase Decrease Both No

Part IV	ESOPs (see instructions). If this is not a plan described under section 409(a) or 4975(e)(7) of the Internal Revenue Code, skip this Part.
----------------	---

10 Were unallocated employer securities or proceeds from the sale of unallocated securities used to repay any exempt loan? Yes No

11 a Does the ESOP hold any preferred stock? Yes No

b If the ESOP has an outstanding exempt loan with the employer as lender, is such loan part of a "back-to-back" loan? (See instructions for definition of "back-to-back" loan.) Yes No

12 Does the ESOP hold any stock that is not readily tradable on an established securities market? Yes No

Part V Additional Information for Multiemployer Defined Benefit Pension Plans

13 Enter the following information for each employer that (1) contributed more than 5% of total contributions to the plan during the plan year or (2) was one of the top-ten highest contributors (measured in dollars). See instructions. Complete as many entries as needed to report all applicable employers.

a Name of contributing employer _____

b EIN _____ **c** Dollar amount contributed by employer _____

d Date collective bargaining agreement expires (If employer contributes under more than one collective bargaining agreement, check box and see instructions regarding required attachment. Otherwise, enter the applicable date.) Month _____ Day _____ Year _____

e Contribution rate information (If more than one rate applies, check this box and see instructions regarding required attachment. Otherwise, complete lines 13e(1) and 13e(2).)

(1) Contribution rate (in dollars and cents) _____

(2) Base unit measure: Hourly Weekly Unit of production Other (specify): _____

a Name of contributing employer _____

b EIN _____ **c** Dollar amount contributed by employer _____

d Date collective bargaining agreement expires (If employer contributes under more than one collective bargaining agreement, check box and see instructions regarding required attachment. Otherwise, enter the applicable date.) Month _____ Day _____ Year _____

e Contribution rate information (If more than one rate applies, check this box and see instructions regarding required attachment. Otherwise, complete lines 13e(1) and 13e(2).)

(1) Contribution rate (in dollars and cents) _____

(2) Base unit measure: Hourly Weekly Unit of production Other (specify): _____

a Name of contributing employer _____

b EIN _____ **c** Dollar amount contributed by employer _____

d Date collective bargaining agreement expires (If employer contributes under more than one collective bargaining agreement, check box and see instructions regarding required attachment. Otherwise, enter the applicable date.) Month _____ Day _____ Year _____

e Contribution rate information (If more than one rate applies, check this box and see instructions regarding required attachment. Otherwise, complete lines 13e(1) and 13e(2).)

(1) Contribution rate (in dollars and cents) _____

(2) Base unit measure: Hourly Weekly Unit of production Other (specify): _____

a Name of contributing employer _____

b EIN _____ **c** Dollar amount contributed by employer _____

d Date collective bargaining agreement expires (If employer contributes under more than one collective bargaining agreement, check box and see instructions regarding required attachment. Otherwise, enter the applicable date.) Month _____ Day _____ Year _____

e Contribution rate information (If more than one rate applies, check this box and see instructions regarding required attachment. Otherwise, complete lines 13e(1) and 13e(2).)

(1) Contribution rate (in dollars and cents) _____

(2) Base unit measure: Hourly Weekly Unit of production Other (specify): _____

a Name of contributing employer _____

b EIN _____ **c** Dollar amount contributed by employer _____

d Date collective bargaining agreement expires (If employer contributes under more than one collective bargaining agreement, check box and see instructions regarding required attachment. Otherwise, enter the applicable date.) Month _____ Day _____ Year _____

e Contribution rate information (If more than one rate applies, check this box and see instructions regarding required attachment. Otherwise, complete lines 13e(1) and 13e(2).)

(1) Contribution rate (in dollars and cents) _____

(2) Base unit measure: Hourly Weekly Unit of production Other (specify): _____

a Name of contributing employer _____

b EIN _____ **c** Dollar amount contributed by employer _____

d Date collective bargaining agreement expires (If employer contributes under more than one collective bargaining agreement, check box and see instructions regarding required attachment. Otherwise, enter the applicable date.) Month _____ Day _____ Year _____

e Contribution rate information (If more than one rate applies, check this box and see instructions regarding required attachment. Otherwise, complete lines 13e(1) and 13e(2).)

(1) Contribution rate (in dollars and cents) _____

(2) Base unit measure: Hourly Weekly Unit of production Other (specify): _____

14 Enter the number of deferred vested and retired participants (inactive participants), as of the beginning of the plan year, whose contributing employer is no longer making contributions to the plan for:

a The current plan year. Check the box to indicate the counting method used to determine the number of inactive participants: <input type="checkbox"/> last contributing employer <input type="checkbox"/> alternative <input type="checkbox"/> reasonable approximation (see instructions for required attachment).....	14a	
b The plan year immediately preceding the current plan year. <input type="checkbox"/> Check the box if the number reported is a change from what was previously reported (see instructions for required attachment).....	14b	
c The second preceding plan year. <input type="checkbox"/> Check the box if the number reported is a change from what was previously reported (see instructions for required attachment).....	14c	

15 Enter the ratio of the number of participants under the plan on whose behalf no employer had an obligation to make an employer contribution during the current plan year to:

a The corresponding number for the plan year immediately preceding the current plan year	15a	
b The corresponding number for the second preceding plan year	15b	

16 Information with respect to any employers who withdrew from the plan during the preceding plan year:

a Enter the number of employers who withdrew during the preceding plan year	16a	
b If line 16a is greater than 0, enter the aggregate amount of withdrawal liability assessed or estimated to be assessed against such withdrawn employers.....	16b	

17 If assets and liabilities from another plan have been transferred to or merged with this plan during the plan year, check box and see instructions regarding supplemental information to be included as an attachment

Part VI Additional Information for Single-Employer and Multiemployer Defined Benefit Pension Plans

18 If any liabilities to participants or their beneficiaries under the plan as of the end of the plan year consist (in whole or in part) of liabilities to such participants and beneficiaries under two or more pension plans as of immediately before such plan year, check box and see instructions regarding supplemental information to be included as an attachment

19 If the total number of participants is 1,000 or more, complete lines (a) and (b):

a Enter the percentage of plan assets held as:
 Public Equity: 59.0 % Private Equity: 4.0 % Investment-Grade Debt and Interest Rate Hedging Assets: 26.0 %
 High-Yield Debt: 3.0 % Real Assets: 8.0 % Cash or Cash Equivalents: 0.0 % Other: 0.0 %

b Provide the average duration of the Investment-Grade Debt and Interest Rate Hedging Assets:
 0-5 years 5-10 years 10-15 years 15 years or more

20 PBGC missed contribution reporting requirements. If this is a multiemployer plan or a single-employer plan that is not covered by PBGC, skip line 20.

a Is the amount of unpaid minimum required contributions for all years from Schedule SB (Form 5500) line 40 greater than zero? Yes No

b If line 20a is "Yes," has PBGC been notified as required by ERISA sections 4043(c)(5) and/or 303(k)(4)? Check the applicable box:
 Yes.
 No. Reporting was waived under 29 CFR 4043.25(c)(2) because contributions equal to or exceeding the unpaid minimum required contribution were made by the 30th day after the due date.
 No. The 30-day period referenced in 29 CFR 4043.25(c)(2) has not yet ended, and the sponsor intends to make a contribution equal to or exceeding the unpaid minimum required contribution by the 30th day after the due date.
 No. Other. Provide explanation.....

Part VII IRS Compliance Questions

21a Does the plan satisfy the coverage and nondiscrimination tests of Code sections 410(b) and 401(a)(4) by combining this plan with any other plans under the permissive aggregation rules? Yes No

21b If this is a Code section 401(k) plan, check all boxes that apply to indicate how the plan is intended to satisfy the nondiscrimination requirements for employee deferrals and employer matching contributions (as applicable) under Code sections 401(k)(3) and 401(m)(2).
 Design-based safe harbor method
 "Prior year" ADP test
 "Current year" ADP test
 N/A

22 If the plan sponsor is an adopter of a pre-approved plan that received a favorable IRS Opinion Letter, enter the date of the Opinion Letter ___/___/___ (MM/DD/YYYY) and the Opinion Letter serial number _____.



**TRUST FOR THE INTERNATIONAL BROTHERHOOD OF
ELECTRICAL WORKERS' PENSION BENEFIT FUND**

FINANCIAL STATEMENTS

JUNE 30, 2025





**TRUST FOR THE INTERNATIONAL BROTHERHOOD OF
ELECTRICAL WORKERS' PENSION BENEFIT FUND**

FINANCIAL STATEMENTS

YEARS ENDED JUNE 30, 2025 AND 2024

CONTENTS

	PAGE
Independent Auditor's Report	1
Statements of Net Assets Available for Benefits	4
Statements of Changes in Net Assets Available for Benefits	6
Notes to Financial Statements	7
Required Supplemental Information	
Schedule of Assets (Held at End of Year)	17
Schedule of Assets (Acquired and Disposed of Within Plan Year)	44
Schedule of Reportable Transactions	50





INDEPENDENT AUDITOR'S REPORT

Board of Trustees
Trust for the International Brotherhood of
Electrical Workers' Pension Benefit Fund

Opinion

We have audited the accompanying financial statements of the Trust for the International Brotherhood of Electrical Workers' Pension Benefit Fund (the Plan), an employee benefit plan subject to the Employee Retirement Income Security Act of 1974 (ERISA), which comprise the statements of net assets available for benefits as of June 30, 2025 and 2024, the related statements of changes in net assets available for benefits for the years then ended, and the related notes to the financial statements.

In our opinion, the financial statements referred to above present fairly, in all material respects, the net assets available for benefits of the Trust for the International Brotherhood of Electrical Workers' Pension Benefit Fund as of June 30, 2025 and 2024, and the changes in its net assets available for benefits for the years then ended in accordance with accounting principles generally accepted in the United States of America.


Basis for Opinion

We conducted our audits in accordance with auditing standards generally accepted in the United States of America. Our responsibilities under those standards are further described in the Auditor's Responsibilities for the Audits of the Financial Statements section of our report. We are required to be independent of the Plan and to meet our other ethical responsibilities, in accordance with the relevant ethical requirements relating to our audits. We believe that the audit evidence we have obtained is sufficient and appropriate to provide a basis for our audit opinion.

Responsibilities of Management for the Financial Statements

Management is responsible for the preparation and fair presentation of the financial statements in accordance with accounting principles generally accepted in the United States of America, and for the design, implementation, and maintenance of internal control relevant to the preparation and fair presentation of financial statements that are free from material misstatement, whether due to fraud or error.





In preparing the financial statements, management is required to evaluate whether there are conditions or events, considered in the aggregate, that raise substantial doubt about the Plan's ability to continue as a going concern for one year after the date the financial statements are available to be issued.


Management is also responsible for maintaining a current plan instrument, including all plan amendments; administering the plan; and determining that the plan's transactions that are presented and disclosed in the financial statements are in conformity with the plan's provisions, including maintaining sufficient records with respect to each of the participants, to determine the benefits due or which may become due to such participants.

Auditor's Responsibilities for the Audits of the Financial Statements

Our objectives are to obtain reasonable assurance about whether the financial statements as a whole are free from material misstatement, whether due to fraud or error, and to issue an auditor's report that includes our opinion. Reasonable assurance is a high level of assurance but is not absolute assurance and therefore is not a guarantee that an audit conducted in accordance with generally accepted auditing standards will always detect a material misstatement when it exists. The risk of not detecting a material misstatement resulting from fraud is higher than for one resulting from error, as fraud may involve collusion, forgery, intentional omissions, misrepresentations, or the override of internal control. Misstatements are considered material if there is a substantial likelihood that, individually or in the aggregate, they would influence the judgement made by a reasonable user based on the financial statements.

In performing an audit in accordance with generally accepted auditing standards, we:

- Exercise professional judgement and maintain professional skepticism throughout the audit.
- Identify and assess the risks of material misstatement of the financial statements, whether due to fraud or error, and design and perform audit procedures responsive to those risks. Such procedures include examining, on a test basis, evidence regarding the amounts and disclosures in the financial statements.
- Obtain an understanding of internal control relevant to the audit in order to design audit procedures that are appropriate in the circumstances, but not for the purpose of expressing an opinion on the effectiveness of the Plan's internal control. Accordingly, no such opinion is expressed.
- Evaluate the appropriateness of accounting policies used and the reasonableness of significant accounting estimates made by management, as well as evaluate the overall presentation of the financial statements.
- Conclude whether, in our judgement, there are conditions or events, considered in the aggregate, that raise substantial doubt about the Plan's ability to continue as a going concern for a reasonable period of time.



We are required to communicate with those charged with governance regarding, among other matters, the planned scope and timing of the audit, significant audit findings, and certain internal control related matters that we identified during the audit.

Supplemental Schedules Required by ERISA

Our audits were conducted for the purpose of forming an opinion on the financial statements as a whole. The schedule of assets (held at end of year), schedule of assets (acquired and disposed of within year), and schedule of reportable transactions, together referred to as "supplemental information," are presented for the purpose of additional analysis and are not a required part of the financial statements but are supplemental information required by the Department of Labor's Rules and Regulations for Reporting and Disclosure under ERISA. Such information is the responsibility of the Plan's management and was derived from and relates directly to the underlying accounting and other records used to prepare the financial statements. The information has been subjected to the auditing procedures applied in the audit of the year ended June 30, 2025 financial statements and certain additional procedures, including comparing and reconciling such information directly to the underlying accounting and other records used to prepare the financial statements or to the financial statements themselves, and other additional procedures in accordance with auditing standards generally accepted in the United States of America.

In forming our opinion on the supplemental schedules, we evaluated whether the supplemental schedules, including their form and content, are presented in conformity with the Department of Labor's Rules and Regulations for Reporting and Disclosure under ERISA.

In our opinion, the information in the accompanying schedules is fairly stated, in all material respects, in relation to the financial statements as a whole, and the form and content are presented in conformity with the Department of Labor's Rules and Regulations for Reporting and Disclosure under ERISA.

Calibre CPA Group, PLLC

Bethesda, MD
January 15, 2026



TRUST FOR THE INTERNATIONAL BROTHERHOOD OF ELECTRICAL WORKERS' PENSION BENEFIT FUND

STATEMENTS OF NET ASSETS AVAILABLE FOR BENEFITS

JUNE 30, 2025 AND 2024

	2025	2024
Assets		
Investments - at fair value		
Short-term cash investments	\$ 5,821,910	\$ 10,190,251
Fixed income		
United States Government and government agency obligations	186,675,055	127,468,844
Canadian Government obligations	28,181,443	25,725,754
Corporate bonds	206,875,094	202,077,770
Mortgage notes	405,032	459,824
Mutual funds	416,755,184	374,407,371
Other	<u>17,243,893</u>	<u>28,246,034</u>
	<u>856,135,701</u>	<u>758,385,597</u>
Equity		
Common stock	<u>881,084,454</u>	<u>820,496,125</u>
Real estate		
Held through common collective trusts	95,545,184	100,372,627
Held through limited partnership	<u>131,458,331</u>	<u>123,280,451</u>
	<u>227,003,515</u>	<u>223,653,078</u>
Other		
103-12 entities	319,810,864	283,841,933
Common collective trusts (excluding real estate)	266,835,277	242,615,569
Futures contracts	31,538	253,267
Swap contracts	(978,917)	36,889
Limited partnerships (excluding real estate)	185,710,786	206,886,075
Other alternative investments	<u>299,069</u>	<u>333,253</u>
	<u>771,708,617</u>	<u>733,966,986</u>
Total investments - forward	2,741,754,197	2,546,692,037

See accompanying notes to financial statements.



**TRUST FOR THE INTERNATIONAL BROTHERHOOD OF
ELECTRICAL WORKERS' PENSION BENEFIT FUND**

STATEMENTS OF NET ASSETS AVAILABLE FOR BENEFITS (CONTINUED)

JUNE 30, 2025 AND 2024

	2025	2024
Assets		
Assets		
Total investments - forwarded	\$ 2,741,754,197	\$ 2,546,692,037
Other assets		
Accrued investment income	4,559,217	3,956,811
Participant contributions receivable	7,823,110	6,630,384
Prepaid expenses	-	149,125
Security sales pending settlement	2,159,468	15,730,875
Cash	1,793,798	272,680
Total assets	2,758,089,790	2,573,431,912
Liabilities and Net Assets		
Liabilities		
Accounts payable	1,071,368	957,633
Investment income taxes payable	1,492,884	2,990,000
Due to International Brotherhood of Electrical Workers	574,223	364,902
Deferred participant contributions	14,830,205	13,147,019
Security purchases pending settlement	29,886,919	37,902,474
Total liabilities	47,855,599	55,362,028
Net assets available for benefits	\$ 2,710,234,191	\$ 2,518,069,884

See accompanying notes to financial statements.



**TRUST FOR THE INTERNATIONAL BROTHERHOOD OF
ELECTRICAL WORKERS' PENSION BENEFIT FUND**

STATEMENTS OF CHANGES IN NET ASSETS AVAILABLE FOR BENEFITS

YEARS ENDED JUNE 30, 2025 AND 2024

	2025	2024
Additions		
Investment income		
Net appreciation in fair value of investments	\$ 242,978,054	\$ 178,022,126
Interest	22,514,025	22,730,287
Dividends	17,640,035	16,118,691
	283,132,114	216,871,104
Less: investment income (taxes)/refunds	(1,488,521)	(3,740,415)
Less: investment expenses	(7,555,953)	(5,719,199)
Net investment income	274,087,640	207,411,490
Participant contributions	117,644,172	107,027,755
Total additions	391,731,812	314,439,245
Deductions		
Pension benefits	176,942,148	171,565,442
Death benefits	17,080,468	21,786,869
Administrative expenses	2,444,889	2,438,480
Administration expense allocation	3,100,000	2,900,000
Total deductions	199,567,505	198,690,791
Change in net assets available for benefits	192,164,307	115,748,454
Net assets available for benefits		
Beginning of year	2,518,069,884	2,402,321,430
End of year	\$ 2,710,234,191	\$ 2,518,069,884

See accompanying notes to financial statements.



**TRUST FOR THE INTERNATIONAL BROTHERHOOD OF
ELECTRICAL WORKERS' PENSION BENEFIT FUND**

NOTES TO FINANCIAL STATEMENTS

YEARS ENDED JUNE 30, 2025 AND 2024

NOTE 1. DESCRIPTION OF THE PLAN

The Trust for the International Brotherhood of Electrical Workers' Pension Benefit Fund (the Plan) was established during 1927 to provide retirement, disability and death benefits for eligible participants. The Plan is financed entirely by participant contributions as specified in the Plan document. The Plan is a defined benefit pension plan and is subject to certain provisions of the Employee Retirement Income Security Act of 1974 (ERISA), as amended.

Under current provisions of the Plan, a participant is eligible for a normal pension upon attaining age 65 with at least five years of continuous service. A reduced early retirement benefit is available after age 62 and at least 20 years of continuous service. An active participant who ceases to be engaged in the electrical trade and has 20 or more years of continuous good standing and has not reached the age of 65 shall be eligible, if he or she applies and is approved, for a reduced pension benefit based on remaining years to normal retirement. A participant is eligible for disability benefits if totally disabled and he or she is in continuous good standing as an active member for 20 or more years. A participant's beneficiary is eligible for a death benefit if the participant is in continuous good standing as an active member for six months or more.

"A" members who are placed on the pension roll after December 31, 2006, receive a benefit of \$4.50 per month for each full year of such membership through December 31, 2022 and \$5.50 per month for each full year of such membership beginning January 1, 2023, whether they receive a "Normal Pension," an "Optional Early Retirement Pension," a "Disability Pension" or a "Vested Pension."

For married participants, the Plan's Optional Spousal Benefit (OSB) provides that if elected, the participant will receive a reduced pension as long as s/he lives, with a provision that after the participant's death, one-half of such reduced pension shall continue to be paid to the participant's spouse for the remainder of the spouse's life. The OSB provides that after the member is placed on pension, if the member and member's spouse are subsequently divorced or if the member's spouse dies before the member, the member's benefit will "pop-up" to the amount the member would have received had s/he never elected the OSB, on the last day of the next month following the date of the divorce or the death of the spouse.

If a non-retired "A" member dies or has died from natural causes after September 9, 2001, the member's beneficiary will receive \$6,250, or \$12,500 if the member dies or has



NOTE 1. DESCRIPTION OF THE PLAN (CONTINUED)

died from accidental means. The death benefit for retired participants will be reduced by the amount of pension benefits received from the Plan, with the reduced death benefit to be no lower than \$3,000.

Participants should refer to the summary plan description for more complete information.

NOTE 2. SUMMARY OF SIGNIFICANT ACCOUNTING POLICIES

Method of Accounting - The financial statements of the Plan have been prepared using the accrual basis of accounting in accordance with generally accepted accounting principles in the United States of America (U.S. GAAP). Under this basis, revenue is recognized when earned and expenses are recognized when incurred.

Investments - Investments are carried at fair value and investment income is recognized when earned. The fair value of short-term cash investments and investments in United States Government and government agency obligations, Canadian Government obligations, corporate bonds, mutual funds, and corporate stocks are determined by quoted market prices when available or are estimated based on market rates for similar securities.

Equity real estate includes investments in limited partnerships, both as a general and limited partner. Fair values of such partnership investments are based upon the best estimates of the independent investment managers based upon their knowledge of market conditions, the leased status of each property and projected future cash flows. In all instances, independent appraisals are obtained periodically.

The limited partnerships and other alternative investments are reported at fair value, as determined by the investment fund's administration or investment manager, which represents the Plan's interest in the net assets of the investments.

Purchases and sales are reported on a trade-date basis. The sales and purchases pending settlement are reported as either assets or liabilities in the statements of net assets available for benefits. Pending sales represent amounts due from brokers while pending purchases represent amounts due to brokers for trades not settled. All pending transactions were settled in July 2025 and 2024, respectively, for the years ended June 30, 2025 and 2024.

Canadian Currency - The Plan maintains assets and has liability obligations in Canada as well as the United States. For financial statements purpose, all amounts are stated in U.S. dollar equivalents. Canadian amounts included in the statements of net assets available for benefits were converted to U.S. dollar equivalents using the exchange rates at June 30, 2025 and 2024. Amounts included in the statements of changes in net assets available for benefits were converted to U.S. dollars at average exchange rates during each year.



NOTE 2. SUMMARY OF SIGNIFICANT ACCOUNTING POLICIES (CONTINUED)

Management Estimates and Assumptions - The preparation of financial statements in conformity with U.S. generally accepted accounting principles requires management to make estimates and assumptions that affect certain reported amounts and disclosures. Actual amounts could differ from those estimates.

Funding Policy - In order to be eligible for the Plan, an active “A” membership in the International Brotherhood of Electrical Workers is required. Any member may elect “A” membership by agreeing to pay the appropriate per capita contributions. Effective January 1, 2025, each “A” member pays contributions of \$23.00 per month to the Plan. Participant contributions are recognized as revenue in the month to which the contributions relate.

New Accounting Pronouncement Adopted - During the year ended June 30, 2025, the Plan adopted the provisions of Accounting Standards Update 2025-05, *Financial Instruments – Credit Losses (Topic 326): Measurement of Credit Losses for Accounts Receivable and Contract Assets* (the Update). The Update provides (1) all entities with a practical expedient and (2) entities other than public business entities (PBEs) with an accounting policy election when estimating expected credit losses for current accounts receivable and current contract assets arising from transactions accounted for under Financial Accounting Standards Board Accounting Standards Codification (FASB ASC) 606, *Revenue from Contracts with Customers*. The Plan adopted the new standard effective July 1, 2024, using the prospective approach.

The Plan has elected to use the practical expedient to assume that current conditions as of the balance sheet date do not change for the remaining life of the asset and the accounting policy election to consider subsequent collection activity after the balance sheet date but before the Plan’s financial statements are available to be issued.

NOTE 3. PRIORITIES UPON TERMINATION

It is the intent of the Board of Trustees (Trustees) to continue the Plan in full force and effect. However, to safeguard against any unforeseen contingencies, the right to discontinue the Plan is reserved to the Trustees. In the event the Plan terminates, the net assets of the Plan will be allocated as prescribed by the Trust. Whether all participants receive their benefits should the Plan terminate at some future time will depend on the sufficiency of the Plan’s net assets to provide those benefits.



NOTE 4. ACTUARIAL INFORMATION

Actuarial valuations of the Plan were made by the Plan's actuary as of July 1, 2024. Information provided by the actuary included the following:

Actuarial present value of accumulated plan benefits	
Vested benefits	
Retirees and beneficiaries currently receiving benefits	\$ 1,512,340,507
Other participants	<u>1,046,977,789</u>
	2,559,318,296
Nonvested benefits	314,863,295
Present value of future expenses	<u>64,776,751</u>
Total actuarial present value of accumulated plan benefits (with expenses)	<u>\$ 2,938,958,342</u>

As reported by the actuary, the changes in present value of accumulated plan benefits during the year ended June 30, 2024 were as follows:

Actuarial present value of accumulated plan benefits		
at beginning of year		\$ 2,861,412,877
Change during the year attributable to		
Benefits accumulated	\$ 65,370,995	
Interest	195,078,300	
Experience gains	(15,328,088)	
Change in actuarial assumptions	5,909,764	
Benefits paid	(193,352,311)	
Present value of future expenses	<u>19,866,805</u>	
Net change		<u>77,545,465</u>
Actuarial present value of accumulated plan benefits at end of year (with expenses)		<u>\$ 2,938,958,342</u>

The above actuarial valuations were made using the projected benefit method with aggregate level normal cost and frozen initial liability. Some of the more significant actuarial assumptions used in the valuations were:

Life Expectancy of Participants -

Healthy - The RP-2000 Blue Collar Mortality Table projected to 2029 using 100% of projection scale AA.

Disabled - The RP-2000 Disabled Mortality Table projected to 2029 using 100% of projection scale AA with a three-year set-back.

Retirement Age Assumptions - Retirement ages are assumed to vary from age 62 to 70, with a weighted-average retirement age of 64.

Investment Rate of Return - 7% per year.



NOTE 4. ACTUARIAL INFORMATION (CONTINUED)

The benefit credit for service earned is \$5.50 per month for each year of service.

Administrative expenses - 2.0% load on present value of future benefits.

The actuarial assumptions are based on the presumption that the Plan will continue. Were the Plan to terminate, different actuarial assumptions and other factors might be applicable in determining actuarial results. Pension benefits in excess of the present assets of the Plan are dependent upon contributions received and income from investments.

Since information on the accumulated plan benefits at June 30, 2025 and the changes therein for the year then ended are not included above, these financial statements do not purport to present a complete presentation of the financial status of the Plan as of June 30, 2025 and the changes in its financial status for the year then ended, but only a presentation of the net assets available for benefits and the changes therein as of and for the year ended June 30, 2025. The complete financial status of the Plan is presented as of June 30, 2024.

NOTE 5. TAX STATUS

The Internal Revenue Service (IRS) has advised that the Plan qualifies for exemption from federal income taxes under the provisions of Section 501(c)(5) of the Internal Revenue Code. The Plan obtained its latest determination letter on November 30, 1983. On July 28, 1997, the IRS issued final regulations on Section 501(c)(5). The regulations provide that pension trusts sponsored by labor organizations for their members, which are funded by membership dues and which accept no employer contributions qualify for tax exemption under Section 501(c)(5). This revision allows the Plan to maintain its tax exempt status.

Certain investments in limited partnerships may give rise to taxable unrelated business income. For the years ended June 30, 2025 and 2024, income from such investments resulted in total unrelated business income taxes of approximately \$1.5 million and \$3.7 million, respectively.

Accounting principles generally accepted in the United States of America require Plan management to evaluate tax positions taken by the Plan and recognize a tax liability if the Plan has taken an uncertain tax position that more likely than not would not be sustained upon examination. Plan management has determined there are no uncertain tax positions that would require adjustment to, or disclosure in, these financial statements. The Plan is no longer subject to federal and state tax examinations for years before the year ended June 30, 2022.



NOTE 6. FAIR VALUE MEASUREMENTS

Accounting standards provide the framework for measuring fair value which provides a fair value hierarchy that prioritizes the inputs to valuation techniques used to measure fair value. The hierarchy gives the highest priority to unadjusted quoted prices in active markets for identical assets (Level 1) and the lowest priority to unobservable inputs (Level 3). The three levels of the fair value hierarchy are described as follows on the next page:

Level 1 Inputs to the valuation methodology are unadjusted quoted prices for identical assets or liabilities in active markets that the Plan has the ability to access.

Level 2 Inputs to the valuation methodology include other significant observable inputs including:

- Quoted prices for similar assets or liabilities in active markets;
- Quoted prices for identical or similar assets or liabilities in inactive markets;
- Inputs other than quoted prices that are observable for the asset or liability; and
- Inputs that are derived principally from or corroborated by observable market data by correlation or other means.

If the asset or liability has a specified (contractual) term, the Level 2 input must be observable for substantially the full term of the asset or liability.

Level 3 Inputs to the valuation methodology are unobservable and significant to the fair value measurement.

The asset's or liability's fair value measurement level within the fair value hierarchy is based on the lowest level of any input that is significant to the fair value measurement. Valuation techniques maximize the use of relevant observable inputs and minimize the use of unobservable inputs.

Following are the valuation methodologies used for assets measured at fair value. There have been no changes in methodologies used at June 30, 2025 and 2024.

Level 1

U.S. Treasury bonds and notes, corporate stock, and registered investment companies (mutual funds) are traded in active markets on national and international securities exchanges and are valued at closing prices on the last business day of each period.

Level 2

Most U.S. Government and government agency obligations, Canadian Government obligations, municipal bonds and corporate bonds, other fixed income, futures contracts and swap contracts are generally valued by benchmarking model-derived prices to quoted market prices and trade data for identical or comparable securities. To the extent that quoted prices are not available, fair value is determined based on a valuation model that includes inputs such as interest rate yield curves and credit spreads.

NOTE 6. FAIR VALUE MEASUREMENTS (CONTINUED)

Short-term cash investments are valued at cost which approximates fair value.

The following tables set forth, by level within the fair value hierarchy, the Plan's assets at fair value as of June 30, 2025 and 2024.

Description	Total Investments at June 30, 2025	Quoted Market Prices for Assets (Level 1)	Significant Other Observable Inputs (Level 2)	Significant Unobservable Inputs (Level 3)
Short-term cash investments	\$ 5,821,910	\$ -	\$ 5,821,910	\$ -
United States Government and government obligations	186,675,055	102,698,375	83,976,680	-
Canadian Government obligations	28,181,443	-	28,181,443	-
Other fixed income	17,243,893	-	17,243,893	-
Corporate bonds	206,875,094	-	206,875,094	-
Common stock	881,084,454	881,084,454	-	-
Mutual funds	416,755,184	416,755,184	-	-
Futures contracts	31,538	-	31,538	-
Swap contracts	(978,917)	-	(978,917)	-
Total	1,741,689,654	\$ 1,400,538,013	\$ 341,151,641	\$ -
Investments measured at net asset value*	1,000,064,543			
Investments at fair value	\$ 2,741,754,197			

Description	Total Investments at June 30, 2024	Quoted Market Prices for Assets (Level 1)	Significant Other Observable Inputs (Level 2)	Significant Unobservable Inputs (Level 3)
Short-term cash investments	\$ 10,190,251	\$ -	\$ 10,190,251	\$ -
United States Government and government obligations	127,468,844	55,850,786	71,618,058	-
Canadian Government obligations	25,725,754	-	25,725,754	-
Other fixed income	28,246,034	-	28,246,034	-
Corporate bonds	202,077,770	-	202,077,770	-
Common stock	820,496,125	820,496,125	-	-
Mutual funds	374,407,371	374,407,371	-	-
Futures contracts	253,267	-	253,267	-
Swap contracts	36,889	-	36,889	-
Total	1,588,902,305	\$ 1,250,754,282	\$ 338,148,023	\$ -
Investments measured at net asset value*	957,789,732			
Investments at fair value	\$ 2,546,692,037			

*Investments that were measured at net asset value (NAV) per share (or its equivalent) have not been classified in the fair value hierarchy. The fair value amounts presented in these tables are intended to permit reconciliation of the fair value hierarchy to the line items presented in the statements of net assets available for benefits.

Gains and losses (realized and unrealized) included in the changes in net assets for June 30, 2025 and 2024 are reported in net appreciation in fair value of investments in the statements of changes in net assets available benefits.

NOTE 7. INVESTMENTS IN INVESTMENT ENTITIES

Authoritative guidance on fair value measurements permits the Plan to measure the fair value of an investment in an investment entity that does not have a readily determinable fair value based upon the NAV per share or its equivalent of the investment. NAV is the fair market value of the underlying investments, less any liabilities, divided by the number of units/shares. This guidance does not apply if it is probable that the investment will be sold at a value different than NAV. The net asset value per share is the amount of the investee's net assets attributable to each unit share of ownership interest.

The Plan's investment in investment entities is subject to the terms of the respective private placement memoranda and governing agreements. Income or loss from investments in these investment entities is net of the Plan's proportionate share of fees and expenses incurred or charged by these investment entities.

The Plan's risk of loss in these entities is limited to its investment. The Plan may increase or decrease its level of investment in these entities at its discretion. The Plan typically has the ability to redeem its investment from these entities on a daily or quarterly basis but longer lock-up periods can apply to certain investments.

The following table summarizes the Plan's investments in certain entities that calculate NAV per share as fair value measurement as of June 30, 2025 and 2024 by investment strategy:

Description	Fair Value (in millions)		Unfunded Commitments (in millions)		Redemption Frequency	Redemption Notice Period
	2025	2024	2025	2024		
a. 103-12 investment entities	\$ 319.8	\$ 283.8	\$ -	\$ -	Daily, Monthly	One day, 30 days
b. Common/collective trusts	362.4	343.0	-	-	Daily, Quarterly	One day, 30 days
c. INDURE REIT LLC	131.9	123.7	-	-	Maximum 20% redemptions allowed for 24 months following initial investment, daily redemptions after	One day
d. Other alternative investment	0.3	0.3	-	-	Quarterly	90 days
e. Limited partnerships	185.7	206.9	74.0	20.0	Quarterly	70 days

The following summarizes the investment strategy for each of the Plan's investments in the table presented on the previous page which do not report as a direct filing entity (DFE) to the Department of Labor:

- a. All report as DFEs and can be redeemed daily or monthly.
- b. All report as DFEs and can be redeemed daily or quarterly.



NOTE 7. INVESTMENTS IN INVESTMENT ENTITIES (CONTINUED)

- c. The INDURE REIT LLC invests solely in the INDURE Build to Core Fund, LLC which is a fund that is valued based on NAV. During the first two years following initial investment, redemption was limited to a maximum of 20% of investment balance. Afterward, redemptions are permitted daily with a one-day notice period.
- d. The Plan's other alternative investment consists of a single investment in the EnTrust Capital Diversified Fund QP Ltd. which is a feeder fund for the EnTrust Capital Diversified Fund Ltd., which is the master fund. Redemptions are permitted quarterly up to a maximum of half of the Plan's shares as to the last day of any calendar quarter, with a 90-day notice period. For redemptions greater than half of the Plan's shares, one half of the shares to be redeemed will be redeemed at the end of the quarter requested and the second half will be redeemed in the subsequent quarter.
- e. Limited partnerships represent ownership interests in Carlyle Power Partners II, L.P. (Carlyle), Columbia Partners Private Capital, L.P. (Columbia I), Columbia Partners Private Capital II, L.P. (Columbia II), BCP Fund II L.P. (BCP), Grosvenor Labor Impact Feeder Fund, L.P. (Grosvenor), Columbia Partners Private Capital III L.P. (Columbia III), BCP Fund Fund III L.P. (BCP III), and GCM Grosvenor Infrastructure Advantage Fund II (Grosvenor II). The fair values of the funds are based on the ownership interests as a percent of the Fund's net assets. The ownership interests were 3.28%, 9.68%, 13.59%, 2.14%, 2.26%, 14.14%, 1.77%, and 2.07% for Carlyle, Columbia I, Columbia II, BCP, Grosvenor, Columbia III, BCP III, and Grosvenor II, respectively, at June 30, 2025. The ownership interests were 3.28%, 9.84%, 13.59%, 2.14%, and 2.26% for Carlyle, Columbia I, Columbia II, BCP, and Grosvenor, respectively, at June 30, 2024. Carlyle invests primarily in privately negotiated equity and equity-related investments in power generation facilities and related assets. Columbia I and Columbia II invest primarily in private equity partnership funds focusing on venture capital, growth equity, and middle market buy-out funds. BCP invests in private equity partnership funds focusing on industrial, power and infrastructure services in North America. Grosvenor invests solely in the Grosvenor Labor Impact Fund, L.P., which is a fund that is valued based on NAV.

NOTE 8. RELATED PARTY AND PARTY-IN-INTEREST TRANSACTIONS

The International Brotherhood of Electrical Workers (IBEW), as plan sponsor, provides certain administrative services to the Plan including salaries and benefits, facilities, computer systems, and other administrative services. The costs of the administrative services are based on a time and effort study performed by IBEW. The reimbursement to the IBEW was \$3,100,000 and \$2,900,000 for the years ended June 30, 2025 and 2024, respectively. In addition, the IBEW remits contributions received on behalf of the Plan from per capita dues remittances. The Plan also pays certain investment and administrative fees directly to service providers, including Bank of New York Mellon, the investment custodian and recordkeeper for the Plan. These transactions qualify as party-in-interest transactions, which are exempt from the prohibited transaction rules of ERISA.



NOTE 9. COMMITMENT TO PURCHASE INVESTMENTS

The Plan has entered into multiple subscription agreements, one with The Carlyle Group for \$50,000,000, three with Columbia Partners for a combined \$65,000,000, two with Bernhard Capital Partners for \$50,000,000, and two with Grosvenor Capital Management for \$45,000,000. As of June 30, 2025, unfunded commitments to The Carlyle Group were approximately \$5,315,000; Columbia Partners were approximately \$26,925,000; Bernhard Capital Partners were approximately \$18,830,000; and Grosvenor Capital Management were \$22,939,000.

NOTE 10. SIGNIFICANT UNCERTAINTIES

The Plan invests in various investment securities. Investment securities are exposed to various risks such as interest rate, market, and credit risks. Due to the level of risk associated with certain investment securities, it is at least reasonably possible that changes in the values of investment securities will occur in the near term and that such changes could materially affect the amounts reported in the statements of net assets available for benefits.

Plan contributions are made, and the actuarial present value of accumulated plan benefits are reported, based on certain assumptions pertaining to interest rates, inflation rates and participant demographics, all of which are subject to change. Due to uncertainties inherent in the estimations and assumptions process, it is at least reasonably possible that changes in these estimates and assumptions in the near term would be material to the financial statements.

NOTE 11. RECONCILIATION OF FINANCIAL STATEMENTS TO FORM 5500

The following is a reconciliation of the Plan's total additions, total deductions and net changes per the accompanying financial statements to the Form 5500 as of June 30, 2025:

	<u>Total Additions</u>	<u>Total Deductions</u>	<u>Net Change</u>
Per the financial statements	\$ 391,731,812	\$ 199,567,505	\$ 192,164,307
Investment income tax	1,488,521	1,488,521	-
Investment expenses	<u>7,555,953</u>	<u>7,555,953</u>	-
Total per the Form 5500	<u>\$ 400,776,286</u>	<u>\$ 208,611,979</u>	<u>\$ 192,164,307</u>

NOTE 12. SUBSEQUENT EVENTS REVIEW

Subsequent events have been evaluated through January 15, 2026, which is the date the financial statements were available to be issued. This review and evaluation revealed no material event or transaction which would require an adjustment to or disclosure in the accompanying financial statements.

TRUST FOR THE INTERNATIONAL BROTHERHOOD OF ELECTRICAL WORKERS' PENSION BENEFIT FUND AND SUBSIDIARIES

SCHEDULE OF ASSETS (HELD AT END OF YEAR)

JUNE 30, 2025

Form 5500, Part IV, Schedule H, Line 4i

E.I.N. 53-0088380
Plan No. 001

(c) Description of Investment Including Maturity Date, Rate of Interest						
(a) (b) Identity of Issuer, Borrower, Lessor, or Similar Party	Description	Collateral	Maturity Date and Rate of Interest	Number of Shares or Par Value	(d) Cost	(e) Current Value
Interest-bearing Cash						
CCPC COLLATERAL WITH GOLDMAN	CASH & CASH EQUIVALENTS	N/A	N/A	1,015,091	\$ 1,015,091	\$ 1,015,091
JEFFERIES FINANCIAL GROUP INC	CASH & CASH EQUIVALENTS	N/A	N/A	190,000	190,000	190,000
SWAP COLLATERAL WITH GOLDMAN	CASH & CASH EQUIVALENTS	N/A	N/A	310,000	310,000	310,000
NON-BASE CURRENCY	CASH & CASH EQUIVALENTS	N/A	N/A	300,000	300,000	300,000
NON-BASE CURRENCY	CASH & CASH EQUIVALENTS	N/A	N/A	12	12	12
NON-BASE CURRENCY	CASH & CASH EQUIVALENTS	N/A	N/A	97,213	97,213	99,833
NON-BASE CURRENCY	CASH & CASH EQUIVALENTS	N/A	N/A	2,885,932	2,885,932	2,926,821
NON-BASE CURRENCY	CASH & CASH EQUIVALENTS	N/A	N/A	220,839	220,839	236,254
NON-BASE CURRENCY	CASH & CASH EQUIVALENTS	N/A	N/A	296,909	296,909	302,069
NON-BASE CURRENCY	CASH & CASH EQUIVALENTS	N/A	N/A	236,873	236,873	244,878
NON-BASE CURRENCY - BROKER	CASH & CASH EQUIVALENTS	N/A	N/A	55,591	55,591	55,591
NON-BASE CURRENCY - BROKER	CASH & CASH EQUIVALENTS	N/A	N/A	130,663	130,663	141,372
Total Interest-bearing Cash				5,739,123	5,739,123	5,821,910
Canadian Government Obligations						
CANADA HOUSING TRUST NO 1	CANADIAN GOVERNMENT OBLIGATIONS	N/A	1.100% 15-DEC-2024 SFR 102	40,000	41,730	43,031
CANADA HOUSING TRUST NO 1	CANADIAN GOVERNMENT OBLIGATIONS	N/A	3.550% 15-SEP-2032	300,000	224,424	223,263
CANADA HOUSING TRUST NO 1	CANADIAN GOVERNMENT OBLIGATIONS	N/A	1.400% 15-MAR-2031	390,000	247,781	260,777
CANADA HOUSING TRUST NO 1	CANADIAN GOVERNMENT OBLIGATIONS	N/A	3.950% 15-JUN-2028	85,000	63,977	64,430
CANADA HOUSING TRUST NO 1	CANADIAN GOVERNMENT OBLIGATIONS	N/A	4.250% 15-MAR-2034	1,370,000	1,010,847	1,060,827
CANADA HOUSING TRUST NO.1	CANADIAN GOVERNMENT OBLIGATIONS	N/A	3.600% 15-SEP-2035	930,000	664,509	680,094
CANADA POST CORPORATION	CANADIAN GOVERNMENT OBLIGATIONS	N/A	4.360% 16-JUL-2040	240,000	266,509	179,106
CANADIAN GOVERNMENT BOND	CANADIAN GOVERNMENT OBLIGATIONS	N/A	3.000% 06/01/2034	570,000	399,760	410,630
GOVERNMENT OF CANADA	CANADIAN GOVERNMENT OBLIGATIONS	N/A	1.500% 06/01/2031 DD 04/26/21	2,040,000	1,355,526	1,376,914
CBC MONETIZATION TRUST	CANADIAN GOVERNMENT OBLIGATIONS	N/A	4.688% 15-MAY-2027	14,845	12,748	11,016
CENTRE HOSPITALIER DE L'UNIVER	CANADIAN GOVERNMENT OBLIGATIONS	N/A	4.448% 01-OCT-2049 RESTRICTED	40,000	40,149	27,458
CITY OF TORONTO ONTARIO	CANADIAN GOVERNMENT OBLIGATIONS	N/A	2.800% 22-NOV-2049 DEB	170,000	131,915	90,729
CPPIB CAPITAL INC	CANADIAN GOVERNMENT OBLIGATIONS	N/A	2.250% 01-DEC-2032 RESTRICTED	70,000	54,898	48,113
GOVERNMENT OF CANADA	CANADIAN GOVERNMENT OBLIGATIONS	N/A	0.500% 01-DEC-2050 SER G997	251,454	212,106	139,969
GOVERNMENT OF CANADA	CANADIAN GOVERNMENT OBLIGATIONS	N/A	1.250% 01-JUN-2030 SER K379	1,150,000	742,162	780,812
GOVERNMENT OF CANADA	CANADIAN GOVERNMENT OBLIGATIONS	N/A	2.750% 01-JUN-2033 BD SER Q236	770,000	547,686	548,629
GOVERNMENT OF CANADA	CANADIAN GOVERNMENT OBLIGATIONS	N/A	1.750% 01-DEC-2053 BD SER M680	1,600,000	959,598	793,147
GOVERNMENT OF CANADA	CANADIAN GOVERNMENT OBLIGATIONS	N/A	1.500% 01-DEC-2031 SER N266	3,000,000	2,205,463	2,004,053
GOVERNMENT OF CANADA	CANADIAN GOVERNMENT OBLIGATIONS	N/A	1.250% 01-DEC-2047 REAL RTN BD	463,873	407,256	313,652
GOVERNMENT OF CANADA	CANADIAN GOVERNMENT OBLIGATIONS	N/A	2.750% P998 01-DEC-2035	1,000,000	631,806	622,381
GOVERNMENT OF CANADA	CANADIAN GOVERNMENT OBLIGATIONS	N/A	3.250% 01-DEC-2034 BD SER S216	150,000	108,573	109,895
GOVERNMENT OF CANADA	CANADIAN GOVERNMENT OBLIGATIONS	N/A	3.250% 01-JUN-2035 SER S620	2,400,000	1,732,124	1,754,065
GOVERNMENT OF CANADA	CANADIAN GOVERNMENT OBLIGATIONS	N/A	2.500% 01-AUG-2027 SER 1461	1,800,000	1,311,749	1,316,299
GOVERNMENT OF THE NORTHWEST TE	CANADIAN GOVERNMENT OBLIGATIONS	N/A	2.200% 09/29/2051 DD 09/29/20	50,000	37,223	23,066
HYDRO QUEBEC	CANADIAN GOVERNMENT OBLIGATIONS	N/A	4.000% 15-FEB-2055 DEBS SER JQ	70,000	75,210	47,402
MONTREAL QUEBEC	CANADIAN GOVERNMENT OBLIGATIONS	N/A	4.400% 01-DEC-2043	90,000	67,344	64,293
MONTREAL QUEBEC	CANADIAN GOVERNMENT OBLIGATIONS	N/A	3.500% 01-DEC-2038	100,000	86,440	66,751
MONTREAL QUEBEC	CANADIAN GOVERNMENT OBLIGATIONS	N/A	4.700% 01-DEC-2041	88,000	67,769	65,527
MUNICIPAL FIN AUTH OF B C	CANADIAN GOVERNMENT OBLIGATIONS	N/A	2.500% 27-SEP-2041 DEB	30,000	23,438	17,094
NEWFOUNDLAND & LABRADOR HYDRO	CANADIAN GOVERNMENT OBLIGATIONS	N/A	5.700% 14-JUL-2033 DEBS	150,000	177,304	124,545
NHA MBS FIRST NATL FINL GP CRP	CANADIAN GOVERNMENT OBLIGATIONS	N/A	1.920% 01-JAN-2030 #99000269	72,453	54,357	50,071
NHA MBS MERRILL LYNCH CDA INC	CANADIAN GOVERNMENT OBLIGATIONS	N/A	3.500% 01-OCT-2029 #97529291	86,126	62,624	63,697
NHA MBS SCOTIA CAPITAL INC	CANADIAN GOVERNMENT OBLIGATIONS	N/A	3.850% 01-SEP-2029 #97529769	48,552	36,045	35,924
NHA MBS SCOTIA CAPITAL INC	CANADIAN GOVERNMENT OBLIGATIONS	N/A	3.800% 01-NOV-2029 #97530271	87,522	62,736	65,339
ONTARIO SCHOOL BRDS FING CORP	CANADIAN GOVERNMENT OBLIGATIONS	N/A	5.900% 11-OCT-2027	5,297	4,750	4,013
ONTARIO SCHOOL BRDS FING CORP	CANADIAN GOVERNMENT OBLIGATIONS	N/A	5.483% 26-NOV-2029	20,400	17,786	15,661
ONTARIO SCHOOL BRDS FING CORP	CANADIAN GOVERNMENT OBLIGATIONS	N/A	5.070% 18-APR-2031	98,127	96,417	75,511
ONTARIO SCHOOL BRDS FING CP	CANADIAN GOVERNMENT OBLIGATIONS	N/A	4.789% 08-AUG-2030 SER 05-A1	69,377	66,812	52,785
ONTARIO TEACHERS FIN TR	CANADIAN GOVERNMENT OBLIGATIONS	N/A	1.100% 19-OCT-2027 SR NT 144A	260,000	189,786	176,318
OPB FINANCE TRUST	CANADIAN GOVERNMENT OBLIGATIONS	N/A	3.890% 04-JUL-2042 RESTRICTED	100,000	92,070	67,203
OTTAWA ONTARIO	CANADIAN GOVERNMENT OBLIGATIONS	N/A	2.500% 11-MAY-2051	40,000	28,252	19,859
PROV OF ALBERTA	CANADIAN GOVERNMENT OBLIGATIONS	N/A	3.450% 01-DEC-2043 BD	100,000	73,633	64,475
PROV OF ALBERTA	CANADIAN GOVERNMENT OBLIGATIONS	N/A	3.050% 01-DEC-2048 DEBS	370,000	280,655	215,124
PROV OF ALBERTA	CANADIAN GOVERNMENT OBLIGATIONS	N/A	3.100% 01-JUN-2050	570,000	472,861	331,519
PROV OF ALBERTA	CANADIAN GOVERNMENT OBLIGATIONS	N/A	1.650% 01-JUN-2031 SER DX BD	100,000	77,924	67,129
PROV OF ALBERTA	CANADIAN GOVERNMENT OBLIGATIONS	N/A	2.950% 01-JUN-2052	160,000	92,852	89,699
PROV OF BRITISH COLUMBIA	CANADIAN GOVERNMENT OBLIGATIONS	N/A	2.950% 18-JUN-2050	410,000	334,607	231,917
PROV OF BRITISH COLUMBIA	CANADIAN GOVERNMENT OBLIGATIONS	N/A	2.750% 18-JUN-2052	100,000	81,962	53,734
PROV OF BRITISH COLUMBIA	CANADIAN GOVERNMENT OBLIGATIONS	N/A	2.800% 18-JUN-2048	590,000	420,631	329,009
PROV OF BRITISH COLUMBIA	CANADIAN GOVERNMENT OBLIGATIONS	N/A	4.450% 18-DEC-2055 SER BCCD 47	50,000	36,161	36,631
PROV OF MANITOBA	CANADIAN GOVERNMENT OBLIGATIONS	N/A	4.050% 05-SEP-2045 DEBS	220,000	211,947	150,890
PROV OF MANITOBA	CANADIAN GOVERNMENT OBLIGATIONS	N/A	2.050% 05-SEP-2052 DEB	65,000	42,601	29,146
PROV OF MANITOBA	CANADIAN GOVERNMENT OBLIGATIONS	N/A	2.850% 05-SEP-2046 DEBS	480,000	385,141	270,301
PROV OF NEW BRUNSWICK	CANADIAN GOVERNMENT OBLIGATIONS	N/A	3.050% 14-AUG-2050 DEB	50,000	36,975	28,465
PROV OF NEW BRUNSWICK	CANADIAN GOVERNMENT OBLIGATIONS	N/A	5.000% 14-AUG-2054	270,000	212,663	122,868
PROV OF NEWFOUNDLAND & LAB	CANADIAN GOVERNMENT OBLIGATIONS	N/A	3.000% 02-JUN-2026 DEBS SER 6Z	120,000	97,525	88,207
PROV OF NEWFOUNDLAND & LAB	CANADIAN GOVERNMENT OBLIGATIONS	N/A	2.850% 02-JUN-2028 DEBS	100,000	75,922	73,250
PROV OF NEWFOUNDLAND & LABRA	CANADIAN GOVERNMENT OBLIGATIONS	N/A	2.850% 02-JUN-2029 DEB SER 7G	100,000	79,194	72,873
PROV OF NFLD & LABRADOR	CANADIAN GOVERNMENT OBLIGATIONS	N/A	2.650% 17-OCT-2050 DEB SER 7H	162,000	112,236	82,779
PROV OF NOVA SCOTIA	CANADIAN GOVERNMENT OBLIGATIONS	N/A	5.800% 01-JUN-2033	100,000	109,399	84,274
PROV OF ONTARIO	CANADIAN GOVERNMENT OBLIGATIONS	N/A	2.600% 02-JUN-2027	1,350,000	973,523	987,944
PROV OF ONTARIO	CANADIAN GOVERNMENT OBLIGATIONS	N/A	2.900% 02-JUN-2028 MTN	440,000	303,413	323,338
PROV OF ONTARIO	CANADIAN GOVERNMENT OBLIGATIONS	N/A	2.700% 02-JUN-2029 MTN	1,880,000	1,298,162	1,366,190
PROV OF ONTARIO	CANADIAN GOVERNMENT OBLIGATIONS	N/A	1.550% 01-NOV-2029 MTN	170,000	134,950	117,386
PROV OF ONTARIO	CANADIAN GOVERNMENT OBLIGATIONS	N/A	2.650% 02-DEC-2050 MTN	240,000	173,486	128,088
PROV OF ONTARIO	CANADIAN GOVERNMENT OBLIGATIONS	N/A	3.750% 02-JUN-2032 MTN	500,000	363,412	374,143
PROV OF ONTARIO	CANADIAN GOVERNMENT OBLIGATIONS	N/A	1.900% 02-DEC-2051 MTN	550,000	383,957	245,534
PROV OF ONTARIO	CANADIAN GOVERNMENT OBLIGATIONS	N/A	1.350% 08-SEP-2026 MTN	160,000	110,247	115,496
PROV OF ONTARIO	CANADIAN GOVERNMENT OBLIGATIONS	N/A	2.900% 02-DEC-2046 SER DMTN228	700,000	527,079	404,456
PROV OF ONTARIO	CANADIAN GOVERNMENT OBLIGATIONS	N/A	2.800% 02-JUN-2048	740,000	545,731	414,901
PROV OF ONTARIO	CANADIAN GOVERNMENT OBLIGATIONS	N/A	5.600% 02-JUN-2035	570,000	664,527	477,510
PROV OF ONTARIO	CANADIAN GOVERNMENT OBLIGATIONS	N/A	5.850% 08-MAR-2033	300,000	300,565	253,043
PROV OF ONTARIO	CANADIAN GOVERNMENT OBLIGATIONS	N/A	3.450% 02-JUN-2045 BD8	450,000	378,420	287,720
PROV OF ONTARIO	CANADIAN GOVERNMENT OBLIGATIONS	N/A	4.150% 02-DEC-2054 MTN	420,000	298,546	293,845
PROV OF ONTARIO	CANADIAN GOVERNMENT OBLIGATIONS	N/A	4.150% 02-JUN-2034 SER DMTN262	1,310,000	983,922	990,850
PROV OF ONTARIO	CANADIAN GOVERNMENT OBLIGATIONS	N/A	3.800% 02-DEC-2034 MTN	160,000	111,396	117,184



**TRUST FOR THE INTERNATIONAL BROTHERHOOD OF
ELECTRICAL WORKERS' PENSION BENEFIT FUND AND SUBSIDIARIES**

SCHEDULE OF ASSETS (HELD AT END OF YEAR), CONTINUED

JUNE 30, 2025

Form 5500, Part IV, Schedule H, Line 4i

E.I.N. 53-0088380
Plan No. 001

(c) Description of Investment Including Maturity Date, Rate of Interest							
(a)	(b) Identity of Issuer, Borrower, Lessor, or Similar Party	Description	Collateral	Maturity Date and Rate of Interest	Number of Shares or Par Value	(d) Cost	(e) Current Value
	PROV OF ONTARIO	CANADIAN GOVERNMENT OBLIGATIONS	N/A	02-JUN-2041 STRIP GEN PRIN	390,000	\$ 134,992	\$ 142,809
	PROV OF QUEBEC	CANADIAN GOVERNMENT OBLIGATIONS	N/A	3.100% 01-DEC-2051 MTN	530,000	473,616	305,836
	PROV OF QUEBEC	CANADIAN GOVERNMENT OBLIGATIONS	N/A	4.400% 01-DEC-2055 MTN	300,000	225,538	218,139
	PROV OF QUEBEC	CANADIAN GOVERNMENT OBLIGATIONS	N/A	3.250% 01-SEP-2032 MTN SER B	720,000	516,546	520,916
	PROV OF QUEBEC	CANADIAN GOVERNMENT OBLIGATIONS	N/A	2.850% 01-DEC-2053 MTN	310,000	200,365	168,354
	PROV OF QUEBEC	CANADIAN GOVERNMENT OBLIGATIONS	N/A	4.450% 01-SEP-2034	80,000	58,514	61,687
	PROV OF QUEBEC	CANADIAN GOVERNMENT OBLIGATIONS	N/A	3.500% 01-DEC-2048 MTN	220,000	175,509	138,342
	PROV OF QUEBEC	CANADIAN GOVERNMENT OBLIGATIONS	N/A	5.750% 01-DEC-2036	206,000	252,205	174,085
	PROV OF QUEBEC	CANADIAN GOVERNMENT OBLIGATIONS	N/A	4.250% 01-DEC-2043 MTN	130,000	109,043	93,297
	PROV OF QUEBEC	CANADIAN GOVERNMENT OBLIGATIONS	N/A	5.000% 01-DEC-2041 MTN	650,000	723,918	511,643
	PROV OF QUEBEC	CANADIAN GOVERNMENT OBLIGATIONS	N/A	3.500% 01-DEC-2045 MTN	670,000	568,552	428,247
	PROV OF QUEBEC	CANADIAN GOVERNMENT OBLIGATIONS	N/A	8.500% 01-APR-2026	280,000	393,190	213,980
	PROV OF QUEBEC	CANADIAN GOVERNMENT OBLIGATIONS	N/A	6.250% 01-JUN-2032	345,000	435,236	295,566
	PROV OF QUEBEC	CANADIAN GOVERNMENT OBLIGATIONS	N/A	4.200% 01-DEC-2057 MTN	260,000	184,023	182,720
	PROV OF QUEBEC	CANADIAN GOVERNMENT OBLIGATIONS	N/A	0.000% 2041 STRIP GEN PRIN	272,000	90,220	95,678
	PROV OF SASKATCHEWAN	CANADIAN GOVERNMENT OBLIGATIONS	N/A	3.300% 02-JUN-2048 DEBS	100,000	76,300	61,099
	PROV OF SASKATCHEWAN	CANADIAN GOVERNMENT OBLIGATIONS	N/A	3.050% 02-DEC-2028 DEB	150,000	120,542	110,685
	PROV OF SASKATCHEWAN	CANADIAN GOVERNMENT OBLIGATIONS	N/A	2.200% 02-JUN-2030 DEBS	100,000	79,836	70,419
	PROV OF SASKATCHEWAN	CANADIAN GOVERNMENT OBLIGATIONS	N/A	2.800% 02-DEC-2032 DEBS SER AD	30,000	24,492	16,262
	PROV OF SASKATCHEWAN	CANADIAN GOVERNMENT OBLIGATIONS	N/A	5.750% 05-MAR-2029 SER SB	400,000	446,365	321,841
	PROV OF SASKATCHEWAN	CANADIAN GOVERNMENT OBLIGATIONS	N/A	3.100% 02-JUN-2050 SER W/C DEB	60,000	47,853	34,979
	PROVINCE OF BRITISH COLUMBIA	CANADIAN GOVERNMENT OBLIGATIONS	N/A	4.250% 18-DEC-2053 BOND	130,000	93,282	92,008
	REGIONAL MUNICIPALITY OF PEEL	CANADIAN GOVERNMENT OBLIGATIONS	N/A	2.500% 06/16/2051 DD 06/16/20	180,000	132,345	89,054
	TORONTO ONTARIO	CANADIAN GOVERNMENT OBLIGATIONS	N/A	4.300% 01-JUN-2052 DEB	140,000	104,827	97,166
	TORONTO ONTARIO	CANADIAN GOVERNMENT OBLIGATIONS	N/A	2.150% 25-AUG-2040 DEB	50,000	37,448	27,418
	TORONTO ONTARIO	CANADIAN GOVERNMENT OBLIGATIONS	N/A	2.900% 29-APR-2051 SF DEB	110,000	87,374	59,269
	TORONTO ONTARIO	CANADIAN GOVERNMENT OBLIGATIONS	N/A	4.400% 14-DEC-2042	20,000	14,851	14,368
	TORONTO ONTARIO	CANADIAN GOVERNMENT OBLIGATIONS	N/A	4.550% 27-JUL-2042 DB	40,000	30,720	29,271
	TORONTO ONTARIO	CANADIAN GOVERNMENT OBLIGATIONS	N/A	2.850% 23-NOV-2041 SF DEB	20,000	15,998	11,827
	TORONTO ONTARIO	CANADIAN GOVERNMENT OBLIGATIONS	N/A	4.900% 15-MAY-2054 DEB	90,000	65,387	68,635
	TORONTO ONTARIO	CANADIAN GOVERNMENT OBLIGATIONS	N/A	4.500% 11-MAR-2055	40,000	27,981	28,641
	UNIVERSITY OF OTTAWA	CANADIAN GOVERNMENT OBLIGATIONS	N/A	6.280% 15-APR-2043	100,000	119,852	85,197
	YUKON DEVELOPMENT CORP	CANADIAN GOVERNMENT OBLIGATIONS	N/A	5.000% 29-JUN-2040	140,000	150,136	107,936
		Total Canadian Government Obligations				31,622,940	28,181,443
	Corporate Obligations						
	407 INTERNATIONAL INC	CORP OBLIGATIONS	N/A	2.040% 07-MAR-2050MTN	40,000	29,020	21,340
	407 INTERNATIONAL INC	CORP OBLIGATIONS	N/A	5.960% 03-DEC-2035	235,000	280,364	197,638
	407 INTERNATIONAL INC	CORP OBLIGATIONS	N/A	4.450% 14-AUG-2031	200,000	155,217	150,984
	ABBOTT LABORATORIES	CORP OBLIGATIONS	N/A	4.750% 11/30/2036 DD 11/22/16	60,000	59,616	59,736
	ABBVIE INC	CORP OBLIGATIONS	N/A	4.875% 11/14/2049 DD 09/18/18	10,000	11,259	9,063
	ABBVIE INC	CORP OBLIGATIONS	N/A	2.950% 11/21/2026 DD 05/21/20	640,000	639,238	629,344
	ABBVIE INC	CORP OBLIGATIONS	N/A	4.250% 11/21/2049 DD 05/21/20	480,000	576,228	395,198
	ABBVIE INC	CORP OBLIGATIONS	N/A	4.800% 03/15/2029 DD 02/26/24	140,000	139,710	142,713
	ABBVIE INC	CORP OBLIGATIONS	N/A	4.950% 03/15/2031 DD 02/26/24	60,000	59,938	61,553
	ABBVIE INC	CORP OBLIGATIONS	N/A	5.050% 03/15/2034 DD 02/26/24	90,000	89,717	91,634
	ABN AMRO BANK NV 144A	CORP OBLIGATIONS	N/A	VAR RT 07/07/2028 DD 07/07/25	250,000	250,000	250,225
	AERCAP IRELAND CAPITAL DAC / A	CORP OBLIGATIONS	N/A	2.450% 10/29/2026 DD 10/29/21	760,000	762,572	740,536
	AERCAP IRELAND CAPITAL DAC / A	CORP OBLIGATIONS	N/A	4.625% 09/10/2029 DD 09/10/24	350,000	347,949	350,067
	AEROPORTS DE MONTREAL	CORP OBLIGATIONS	N/A	5.670% 16-OCT-2037 SER H	115,000	133,620	92,590
	AES CORP/THE 144A	CORP OBLIGATIONS	N/A	1.375% 01/15/2026 DD 12/04/20	425,000	424,766	416,895
	AGILENT TECHNOLOGIES INC	CORP OBLIGATIONS	N/A	4.200% 09/09/2027 DD 09/09/24	200,000	199,732	199,908
	AGILENT TECHNOLOGIES INC	CORP OBLIGATIONS	N/A	4.750% 09/09/2034 DD 09/09/24	200,000	199,276	196,852
	AIR CANADA	CORP OBLIGATIONS	N/A	4.625% 15-AUG-2029	120,000	83,630	87,010
	AIR LEASE CORP	CORP OBLIGATIONS	N/A	5.300% 02/01/2028 DD 01/13/23	100,000	98,865	102,181
	AIR LEASE CORPORATION	CORP OBLIGATIONS	N/A	5.400% 01-JUN-2028 RESTRICTED	250,000	183,521	191,541
	AIR PRODUCTS AND CHEMICALS INC	CORP OBLIGATIONS	N/A	1.850% 05/15/2027 DD 04/30/20	250,000	249,753	240,010
	ALLIED PROPERTIES REIT	CORP OBLIGATIONS	N/A	3.113% 08-APR-2027	100,000	75,216	72,191
	ALLIED PROPERTIES REIT	CORP OBLIGATIONS	N/A	1.726% 12-FEB-2026	80,000	41,082	43,339
	ALLIED PROPERTIES REIT	CORP OBLIGATIONS	N/A	3.131% 15-MAY-2028	50,000	35,554	35,453
	ALLY AUTO RECEIVABLES TRU 2 A2	CORP OBLIGATIONS	N/A	4.460% 07/15/2027 DD 09/27/24	200,789	200,774	200,757
	ALLY FINANCIAL INC	CORP OBLIGATIONS	N/A	7.100% 11/15/2027 DD 11/15/22	550,000	544,489	579,480
	ALPHABET INC	CORP OBLIGATIONS	N/A	4.500% 05/15/2035 DD 05/01/25	50,000	49,293	49,336
	ALPHABET INC	CORP OBLIGATIONS	N/A	5.250% 05/15/2055 DD 05/01/25	60,000	59,425	59,179
	ALPHABET INC	CORP OBLIGATIONS	N/A	5.300% 05/15/2065 DD 05/01/25	70,000	68,923	68,608
	ALTALINK LP	CORP OBLIGATIONS	N/A	4.872% 15-NOV-2040 MTN	50,000	53,005	37,439
	ALTRIA GROUP INC	CORP OBLIGATIONS	N/A	3.875% 09/16/2046 DD 09/16/16	50,000	41,813	37,012
	ALTRIA GROUP INC	CORP OBLIGATIONS	N/A	4.400% 02/14/2026 DD 02/14/19	190,000	195,451	194,826
	ALTRIA GROUP INC	CORP OBLIGATIONS	N/A	5.800% 02/14/2039 DD 02/14/19	230,000	229,961	233,025
	ALTRIA GROUP INC	CORP OBLIGATIONS	N/A	5.950% 02/14/2049 DD 02/14/19	210,000	230,377	209,030
	ALTRIA GROUP INC	CORP OBLIGATIONS	N/A	3.400% 05/06/2030 DD 05/06/20	550,000	550,225	522,302
	ALTRIA GROUP INC	CORP OBLIGATIONS	N/A	2.450% 02/04/2032 DD 02/04/21	170,000	163,677	146,673
	ALTRIA GROUP INC	CORP OBLIGATIONS	N/A	6.875% 11/01/2033 DD 11/01/23	70,000	69,815	78,289
	AMAZON.COM INC	CORP OBLIGATIONS	N/A	4.950% 12/05/2044 DD 12/05/14	110,000	108,407	106,988
	AMAZON.COM INC	CORP OBLIGATIONS	N/A	3.150% 08/22/2027 DD 02/22/18	140,000	139,749	137,707
	AMAZON.COM INC	CORP OBLIGATIONS	N/A	3.875% 08/22/2037 DD 02/22/18	70,000	69,826	63,367
	AMAZON.COM INC	CORP OBLIGATIONS	N/A	4.250% 08/22/2057 DD 02/22/18	60,000	84,475	49,066
	AMAZON.COM INC	CORP OBLIGATIONS	N/A	1.500% 06/03/2030 DD 06/03/20	70,000	69,922	61,902
	AMAZON.COM INC	CORP OBLIGATIONS	N/A	2.500% 06/03/2050 DD 06/03/20	530,000	520,086	318,864
	AMAZON.COM INC	CORP OBLIGATIONS	N/A	3.300% 04/13/2027 DD 04/13/22	30,000	29,938	29,664
	AMAZON.COM INC	CORP OBLIGATIONS	N/A	3.450% 04/13/2029 DD 04/13/22	60,000	59,870	58,871
	AMAZON.COM INC	CORP OBLIGATIONS	N/A	3.600% 04/13/2032 DD 04/13/22	270,000	269,506	258,503
	AMEREN CORP	CORP OBLIGATIONS	N/A	1.750% 03/15/2028 DD 03/05/21	400,000	400,336	373,104
	AMERICAN AIRLINES INC 144A	CORP OBLIGATIONS	N/A	8.500% 05/15/2029 DD 12/04/23	90,000	90,038	94,343
	AMERICAN CREDIT ACCEP 1 A 144A	CORP OBLIGATIONS	N/A	4.670% 07/12/2028 DD 02/10/25	291,665	291,652	291,723
	AMERICAN ELECTRIC POWER CO INC	CORP OBLIGATIONS	N/A	2.300% 03/01/2030 DD 03/05/20	300,000	299,868	270,433
	AMERICAN EXPRESS CO	CORP OBLIGATIONS	N/A	VAR RT 10/30/2026 DD 10/30/23	195,000	195,000	195,583
	AMERICAN EXPRESS CO	CORP OBLIGATIONS	N/A	4.050% 05/03/2029 DD 05/03/22	100,000	99,813	99,950
	AMERICAN EXPRESS CO	CORP OBLIGATIONS	N/A	VAR RT 02/16/2028 DD 02/16/24	600,000	600,000	606,702
	AMERICAN EXPRESS CO	CORP OBLIGATIONS	N/A	VAR RT 04/25/2029 DD 04/25/25	340,000	340,000	343,781
	AMERICAN EXPRESS CO	CORP OBLIGATIONS	N/A	VAR RT 04/25/2031 DD 04/25/25	440,000	440,000	449,161
	AMERICAN EXPRESS CREDIT AC 2 A	CORP OBLIGATIONS	N/A	4.280% 04/15/2030 DD 05/13/25	600,000	599,989	603,582
	AMERICAN HONDA FINANCE CORP	CORP OBLIGATIONS	N/A	VAR RT 10/05/2026 DD 09/05/24	200,000	200,374	200,222
	AMERICAN HONDA FINANCE CORP	CORP OBLIGATIONS	N/A	VAR RT 05/21/2026 DD 11/21/24	195,000	195,000	195,109

TRUST FOR THE INTERNATIONAL BROTHERHOOD OF ELECTRICAL WORKERS' PENSION BENEFIT FUND AND SUBSIDIARIES

SCHEDULE OF ASSETS (HELD AT END OF YEAR), CONTINUED

JUNE 30, 2025

Form 5500, Part IV, Schedule H, Line 4i

E.I.N. 53-0088380
Plan No. 001

(c) Description of Investment Including Maturity Date, Rate of Interest							
(a)	(b) Identity of Issuer, Borrower, Lessor, or Similar Party	Description	Collateral	Maturity Date and Rate of Interest	Number of Shares or Par Value	(d) Cost	(e) Current Value
	AMERICAN TOWER CORP	CORP OBLIGATIONS	N/A	1.450% 09/15/2026 DD 09/27/21	250,000	\$ 248,703	\$ 241,468
	AMERICAN TOWER CORP	CORP OBLIGATIONS	N/A	5.000% 01/31/2030 DD 11/21/24	265,000	263,998	270,115
	AMERICAN TOWER CORP	CORP OBLIGATIONS	N/A	4.900% 03/15/2030 DD 03/17/25	300,000	299,538	303,819
	AMERICREDIT AUTOMOBILE RE 2 A3	CORP OBLIGATIONS	N/A	5.810% 05/18/2028 DD 09/20/23	150,000	151,998	151,122
	AMGEN INC	CORP OBLIGATIONS	N/A	4.663% 06/15/2051 DD 12/15/16	23,000	24,069	19,719
	AMGEN INC	CORP OBLIGATIONS	N/A	2.200% 02/21/2027 DD 02/21/20	310,000	309,340	299,660
	AMRIF FINANCE US LLC 144A	CORP OBLIGATIONS	N/A	4.600% 04/07/2027 DD 04/07/25	165,000	164,944	165,653
	AMRIZ FINANCE US LLC 144A	CORP OBLIGATIONS	N/A	4.950% 04/07/2030 DD 04/07/25	20,000	19,983	20,263
	AMRIZ FINANCE US LLC 144A	CORP OBLIGATIONS	N/A	5.400% 04/07/2035 DD 04/07/25	60,000	60,148	60,897
	ANHEUSER-BUSCH COS LLC / ANHEU	CORP OBLIGATIONS	N/A	4.700% 02/01/2036 DD 02/01/19	640,000	624,064	624,653
	ANHEUSER-BUSCH COS LLC / ANHEU	CORP OBLIGATIONS	N/A	4.900% 02/01/2046 DD 02/01/19	28,000	28,072	25,681
	ANHEUSER-BUSCH INBEV FIN INC	CORP OBLIGATIONS	N/A	4.320% 15-MAY-2047 RESTRICTED	100,000	71,382	68,301
	ANHEUSER-BUSCH INBEV WORLDWIDE	CORP OBLIGATIONS	N/A	3.500% 06/01/2030 DD 04/03/20	40,000	39,916	38,585
	AON NORTH AMERICA INC	CORP OBLIGATIONS	N/A	5.300% 03/01/2031 DD 03/01/24	600,000	598,440	620,406
	AON NORTH AMERICA INC	CORP OBLIGATIONS	N/A	5.450% 03/01/2034 DD 03/01/24	250,000	249,625	256,843
	APEX CREDIT CLO 2 1A AIRR 144A	CORP OBLIGATIONS	N/A	VAR RT 04/20/2035 DD 06/05/24	310,000	310,000	310,095
	APIDOS CLO XXXII 32A AIR 144A	CORP OBLIGATIONS	N/A	VAR RT 01/20/2033 DD 06/25/24	248,788	248,788	248,895
	APIDOS LOAN FUND 20 1A A1 144A	CORP OBLIGATIONS	N/A	VAR RT 04/25/2035 DD 05/15/24	430,000	428,065	430,282
	APPLE INC	CORP OBLIGATIONS	N/A	1.650% 05/11/2030 DD 05/11/20	300,000	297,888	267,231
	ARC RESOURCES LTD	CORP OBLIGATIONS	N/A	2.354% 10-MAR-2026	150,000	118,977	109,382
	ARES CAPITAL CORP	CORP OBLIGATIONS	N/A	3.250% 07/15/2025 DD 01/15/20	35,000	33,969	34,978
	ARES XXXVII CLO L 4A AIRR 144A	CORP OBLIGATIONS	N/A	VAR RT 10/15/2030 DD 06/18/24	67,400	67,400	67,435
	ARTHUR J GALLAGHER & CO	CORP OBLIGATIONS	N/A	4.600% 12/15/2027 DD 12/19/24	40,000	39,967	40,292
	ASTRAZENECA FINANCE LLC	CORP OBLIGATIONS	N/A	4.900% 03/03/2030 DD 03/03/23	600,000	597,540	615,318
	AT&T INC	CORP OBLIGATIONS	N/A	4.000% 25-NOV-2025 RESTRICTED	450,000	359,869	330,424
	AT&T INC	CORP OBLIGATIONS	N/A	5.550% 08/15/2041 DD 08/18/11	30,000	39,847	29,574
	AT&T INC	CORP OBLIGATIONS	N/A	4.350% 06/15/2045 DD 06/15/13	11,000	10,070	9,133
	AT&T INC	CORP OBLIGATIONS	N/A	4.500% 03/09/2048 DD 09/07/16	142,000	145,215	118,302
	AT&T INC	CORP OBLIGATIONS	N/A	4.250% 03/01/2027 DD 02/09/17	60,000	59,575	59,936
	AT&T INC	CORP OBLIGATIONS	N/A	2.300% 06/01/2027 DD 05/28/20	150,000	149,778	144,602
	AT&T INC	CORP OBLIGATIONS	N/A	1.650% 02/01/2028 DD 08/04/20	550,000	531,498	515,906
	AT&T INC	CORP OBLIGATIONS	N/A	2.250% 02/01/2031 DD 08/04/20	110,000	109,142	94,695
	AT&T INC	CORP OBLIGATIONS	N/A	3.550% 09/15/2055 DD 03/15/21	350,000	230,815	236,632
	AT&T INC	CORP OBLIGATIONS	N/A	3.650% 09/15/2059 DD 03/15/21	57,000	54,530	38,305
	AT&T INC	CORP OBLIGATIONS	N/A	2.550% 12/01/2033 DD 06/01/21	140,000	121,003	117,216
	AT&T INC	CORP OBLIGATIONS	N/A	3.800% 12/01/2057 DD 06/01/21	20,000	20,062	14,018
	AT&T INC	CORP OBLIGATIONS	N/A	5.400% 02/15/2034 DD 06/02/23	285,000	284,062	292,775
	AT&T INC	CORP OBLIGATIONS	N/A	5.375% 06/15/2035 DD 06/03/25	90,000	89,898	91,667
	AT&T INC	CORP OBLIGATIONS	N/A	5.350% 09/01/2040 DD 03/01/11	30,000	38,510	29,339
	ATCO LTD	CORP OBLIGATIONS	N/A	VAR RT 01-NOV-2078	100,000	76,156	75,131
	ATHENE GLOBAL FUNDING 144A	CORP OBLIGATIONS	N/A	4.950% 01/07/2027 DD 01/07/25	175,000	175,000	176,152
	AUTOMATIC DATA PROCESSING INC	CORP OBLIGATIONS	N/A	1.700% 05/15/2028 DD 05/14/21	250,000	249,245	235,058
	AUTOZONE INC	CORP OBLIGATIONS	N/A	5.050% 07/15/2026 DD 07/21/23	400,000	399,512	402,512
	AVALONBAY COMMUNITIES INC	CORP OBLIGATIONS	N/A	2.300% 03/01/2030 DD 02/25/20	225,000	224,759	205,414
	AVIATION CAPITAL GROUP LL 144A	CORP OBLIGATIONS	N/A	4.750% 04/14/2027 DD 03/24/25	55,000	54,930	55,042
	AVIVA PLC REGS	CORP OBLIGATIONS	N/A	4.000% 10/02/2030	250,000	183,338	181,103
	BA CREDIT CARD TRUST A 1 A	CORP OBLIGATIONS	N/A	4.930% 05/15/2029 DD 06/13/24	600,000	599,966	608,820
	BANCO SANTANDER SA	CORP OBLIGATIONS	N/A	6.033% 01/17/2035 DD 01/17/25	600,000	600,000	631,692
	BANK 2023-BNK46 BNK46 A4	CORP OBLIGATIONS	N/A	5.745% 08/15/2056 DD 08/01/23	110,000	113,292	115,192
	BANK OF AMERICA CORP	CORP OBLIGATIONS	N/A	VAR RT 09/15/2027 DD 09/15/23	200,000	202,250	201,820
	BANK OF AMERICA CORP	CORP OBLIGATIONS	N/A	VAR RT 15-SEP-2027 RESTRICTED	170,000	140,630	122,857
	BANK OF AMERICA CORP	CORP OBLIGATIONS	N/A	5.000% 01/21/2044 DD 01/21/14	190,000	197,524	179,696
	BANK OF AMERICA CORP	CORP OBLIGATIONS	N/A	4.250% 10/22/2026 DD 10/22/14	280,000	285,314	279,468
	BANK OF AMERICA CORP	CORP OBLIGATIONS	N/A	4.450% 03/03/2026 DD 03/03/16	170,000	187,409	169,832
	BANK OF AMERICA CORP	CORP OBLIGATIONS	N/A	3.500% 04/19/2026 DD 04/19/16	170,000	169,716	168,781
	BANK OF AMERICA CORP	CORP OBLIGATIONS	N/A	4.183% 11/25/2027 DD 11/25/16	285,000	285,000	283,843
	BANK OF AMERICA CORP	CORP OBLIGATIONS	N/A	VAR RT 07/21/2028 DD 07/21/17	360,000	360,113	354,427
	BANK OF AMERICA CORP	CORP OBLIGATIONS	N/A	VAR RT 01/23/2049 DD 01/23/18	190,000	190,000	149,268
	BANK OF AMERICA CORP	CORP OBLIGATIONS	N/A	VAR RT 12/20/2028 DD 12/20/17	326,000	324,279	318,610
	BANK OF AMERICA CORP	CORP OBLIGATIONS	N/A	VAR RT 02/01/2030 DD 02/01/19	130,000	130,000	147,614
	BANK OF AMERICA CORP	CORP OBLIGATIONS	N/A	VAR RT 03/15/2050 DD 03/15/19	70,000	70,000	58,207
	BANK OF AMERICA CORP	CORP OBLIGATIONS	N/A	VAR RT 03/20/2051 DD 03/20/20	370,000	369,814	214,580
	BANK OF AMERICA CORP	CORP OBLIGATIONS	N/A	VAR RT 04/29/2031 DD 04/29/20	210,000	210,000	191,942
	BANK OF AMERICA CORP	CORP OBLIGATIONS	N/A	VAR RT 07/23/2031 DD 07/23/20	185,000	185,000	162,519
	BANK OF AMERICA CORP	CORP OBLIGATIONS	N/A	VAR RT 06/14/2029 DD 06/14/21	375,000	375,000	351,240
	BANK OF AMERICA CORP	CORP OBLIGATIONS	N/A	VAR RT 07/21/2032 DD 07/21/21	490,000	480,553	426,859
	BANK OF AMERICA CORP	CORP OBLIGATIONS	N/A	VAR RT 09/21/2036 DD 09/21/21	300,000	300,000	254,091
	BANK OF AMERICA CORP	CORP OBLIGATIONS	N/A	VAR RT 10/20/2032 DD 10/20/21	170,000	169,699	149,775
	BANK OF AMERICA CORP	CORP OBLIGATIONS	N/A	VAR RT 02/04/2033 DD 02/04/22	80,000	75,796	71,604
	BANK OF AMERICA CORP	CORP OBLIGATIONS	N/A	VAR RT 04/27/2028 DD 04/27/22	250,000	250,000	249,918
	BANK OF AMERICA CORPORATION	CORP OBLIGATIONS	N/A	3.615% 16-MAR-2028 RESTRICTED	200,000	156,699	147,414
	BANK OF MONTREAL	CORP OBLIGATIONS	N/A	VAR RT 12/11/2026 DD 12/11/23	200,000	200,000	201,696
	BANK OF MONTREAL	CORP OBLIGATIONS	N/A	VAR RT 27-OCT-2032 MTN	150,000	109,959	117,192
	BANK OF MONTREAL	CORP OBLIGATIONS	N/A	VAR RT 07-SEP-2033 MTN	200,000	147,479	156,393
	BANK OF MONTREAL	CORP OBLIGATIONS	N/A	VAR RT 03-JUL-2034 MTN	100,000	73,193	76,032
	BANK OF MONTREAL	CORP OBLIGATIONS	N/A	VAR RT 12/15/2032 DD 12/12/17	30,000	27,925	29,218
	BANK OF NEW YORK MELLON CORP/T	CORP OBLIGATIONS	N/A	1.050% 10/15/2026 DD 07/27/21	200,000	199,848	192,336
	BANK OF NEW YORK MELLON CORP/T	CORP OBLIGATIONS	N/A	VAR RT 07/22/2032 DD 07/22/24	515,000	515,000	526,938
	BANK OF NEW YORK MELLON/THE	CORP OBLIGATIONS	N/A	VAR RT 04/20/2029 DD 04/22/25	500,000	500,000	506,975
	BANK OF NOVA SCOTIA/THE	CORP OBLIGATIONS	N/A	VAR RT 06/04/2027 DD 06/04/24	145,000	145,000	145,358
	BANK OF NOVA SCOTIA/THE	CORP OBLIGATIONS	N/A	VAR RT 05/04/2037 DD 04/12/22	100,000	97,937	94,647
	BANQUE FEDERATIVE DU CRED 144A	CORP OBLIGATIONS	N/A	5.988% 01/23/2027 DD 01/23/24	200,000	200,000	202,182
	BARCLAYS PLC	CORP OBLIGATIONS	N/A	VAR RT 05/16/2029 DD 05/16/18	230,000	227,691	232,367
	BARCLAYS PLC REGS	CORP OBLIGATIONS	N/A	VAR RT 06/23/2027	200,000	126,976	145,007
	BARRICK NORTH AMERICA FINANCE	CORP OBLIGATIONS	N/A	5.700% 05/30/2041 DD 06/01/11	100,000	101,030	100,428
	BARRICK NORTH AMERICA FINANCE	CORP OBLIGATIONS	N/A	5.750% 05/01/2043 DD 05/02/13	40,000	47,622	40,442
	BAT CAPITAL CORP	CORP OBLIGATIONS	N/A	7.081% 08/02/2033 DD 08/02/23	30,000	32,656	33,450
	BAT CAPITAL CORP	CORP OBLIGATIONS	N/A	3.557% 08/15/2027 DD 08/15/18	158,000	160,108	155,436
	BAT CAPITAL CORP	CORP OBLIGATIONS	N/A	6.000% 02/20/2034 DD 02/20/24	110,000	109,381	115,947
	BAT CAPITAL CORP	CORP OBLIGATIONS	N/A	5.350% 08/15/2032 DD 03/13/25	650,000	649,480	664,892
	BAT CAPITAL CORP	CORP OBLIGATIONS	N/A	6.250% 08/15/2055 DD 03/13/25	90,000	89,845	91,227
	BATTERY PARK CLO LT 1A AR 144A	CORP OBLIGATIONS	N/A	VAR RT 07/15/2036 DD 07/15/24	160,000	160,000	160,354
	BAXTER INTERNATIONAL INC 144A	CORP OBLIGATIONS	N/A	1.915% 02/01/2027 DD 12/01/21	300,000	299,994	288,771
	BECTON DICKINSON & CO	CORP OBLIGATIONS	N/A	4.685% 12/15/2044 DD 12/15/14	22,000	21,726	19,167
	BELL CANADA	CORP OBLIGATIONS	N/A	6.170% 26-FEB-2037 MTN	160,000	168,643	131,331
	BELL CANADA	CORP OBLIGATIONS	N/A	5.150% 09-FEB-2053 MTN DEB	100,000	74,271	72,828

TRUST FOR THE INTERNATIONAL BROTHERHOOD OF
ELECTRICAL WORKERS' PENSION BENEFIT FUND AND SUBSIDIARIES

SCHEDULE OF ASSETS (HELD AT END OF YEAR), CONTINUED

JUNE 30, 2025

Form 5500, Part IV, Schedule H, Line 4i

E.I.N. 53-0088380
Plan No. 001

(c) Description of Investment Including Maturity Date, Rate of Interest							
(a)	(b) Identity of Issuer, Borrower, Lessor, or Similar Party	Description	Collateral	Maturity Date and Rate of Interest	Number of Shares or Par Value	(d) Cost	(e) Current Value
	BELL CANADA	CORP OBLIGATIONS	N/A	3.000% 17-MAR-2031 MTN DEB	100,000	\$ 79,963	\$ 69,761
	BELL CANADA	CORP OBLIGATIONS	N/A	6.550% 01-MAY-2029 SER M-3	80,000	77,921	63,729
	BENCHMARK 2018-B6 MORTGA B6 A2	CORP OBLIGATIONS	N/A	4.203% 10/10/2051 DD 10/01/18	342,343	352,596	341,148
	BENCHMARK 2018-B7 MORTGA B7 A2	CORP OBLIGATIONS	N/A	4.377% 05/15/2053 DD 11/01/18	952,802	981,352	948,305
	BENCHMARK 2018-B8 MORTGA B8 A2	CORP OBLIGATIONS	N/A	4.149% 01/15/2052 DD 12/01/18	125,545	129,311	125,290
	BENCHMARK 2020-B19 MORT B19 A2	CORP OBLIGATIONS	N/A	1.691% 09/15/2053 DD 09/01/20	209,768	216,053	208,077
	BENCHMARK 2020-B21 MORT B21 A2	CORP OBLIGATIONS	N/A	1.738% 12/17/2053 DD 11/01/20	197,914	203,850	194,448
	BENCHMARK 2022-B34 MORT B34 A1	CORP OBLIGATIONS	N/A	3.051% 04/15/2055 DD 04/01/22	134,514	134,513	132,629
	BENCHMARK 2023-V3 MORTGA V3 A3	CORP OBLIGATIONS	N/A	VAR RT 07/15/2056 DD 07/01/23	110,000	113,300	115,275
	BERKSHIRE HATHAWAY FINANCE CORP	CORP OBLIGATIONS	N/A	4.250% 01/15/2049 DD 01/11/19	170,000	168,263	143,099
	BEST BUY CO INC	CORP OBLIGATIONS	N/A	4.450% 10/01/2026 DD 09/27/18	740,000	656,624	742,213
	BILL HILLTOP FINANCE USA LTD	CORP OBLIGATIONS	N/A	5.000% 09/30/2043 DD 09/30/13	100,000	99,965	94,658
	BIRCH GROVE CLO 11 11A A1 144A	CORP OBLIGATIONS	N/A	VAR RT 01/22/2038 DD 12/27/24	510,000	510,000	510,873
	BLOCK FINANCIAL LLC	CORP OBLIGATIONS	N/A	2.500% 07/15/2028 DD 06/25/21	285,000	283,880	268,279
	BLUE RACER MIDSTREAM LLC 144A	CORP OBLIGATIONS	N/A	7.250% 07/15/2032 DD 05/28/24	50,000	50,000	52,979
	BMO 2024-5C8 MORTGAGE TR 5C8 C	CORP OBLIGATIONS	N/A	VAR RT 12/15/2057 DD 12/01/24	120,000	120,427	120,484
	BMW CANADA AUTO TRUST	CORP OBLIGATIONS	N/A	5.334% 20-JAN-2028 144A	120,000	88,193	88,624
	BMW CANADA AUTO TRUST	CORP OBLIGATIONS	N/A	4.786% 22-JAN-2029 144A	100,000	72,603	76,147
	BMW CANADA AUTO TRUST	CORP OBLIGATIONS	N/A	3.289% 20-OCT-2028 144A	100,000	72,409	73,340
	BMW US CAPITAL LLC 144A	CORP OBLIGATIONS	N/A	5.050% 04/02/2026 DD 04/02/24	75,000	74,968	75,410
	BMW US CAPITAL LLC 144A	CORP OBLIGATIONS	N/A	VAR RT 08/15/2026 DD 08/13/24	60,000	60,000	60,231
	BNP PARIBAS SA	CORP OBLIGATIONS	N/A	2.538% 07/13/2029	200,000	160,211	141,971
	BNP PARIBAS SA 144A	CORP OBLIGATIONS	N/A	VAR RT 12/31/2049 DD 08/14/23	200,000	201,200	211,506
	BNP PARIBAS SA 144A	CORP OBLIGATIONS	N/A	VAR RT 12/05/2034 DD 12/05/23	200,000	203,518	211,936
	BNP PARIBAS SA 144A	CORP OBLIGATIONS	N/A	VAR RT 03/01/2033 DD 03/01/18	200,000	190,194	195,922
	BOEING CO/THE	CORP OBLIGATIONS	N/A	2.800% 03/01/2027 DD 02/16/17	50,000	48,339	48,537
	BOEING CO/THE	CORP OBLIGATIONS	N/A	3.550% 03/01/2038 DD 02/23/18	20,000	17,777	16,600
	BOEING CO/THE	CORP OBLIGATIONS	N/A	3.200% 03/01/2029 DD 02/15/19	100,000	98,766	95,183
	BOEING CO/THE	CORP OBLIGATIONS	N/A	3.100% 05/01/2026 DD 05/02/19	30,000	29,979	29,594
	BOEING CO/THE	CORP OBLIGATIONS	N/A	2.700% 02/01/2027 DD 07/31/19	20,000	19,946	19,437
	BOEING CO/THE	CORP OBLIGATIONS	N/A	3.250% 02/01/2035 DD 07/31/19	140,000	139,046	117,978
	BOEING CO/THE	CORP OBLIGATIONS	N/A	3.750% 02/01/2030 DD 07/31/19	20,000	19,372	14,142
	BOEING CO/THE	CORP OBLIGATIONS	N/A	6.259% 05/01/2027 DD 11/01/24	110,000	110,000	113,158
	BOEING CO/THE	CORP OBLIGATIONS	N/A	6.298% 05/01/2029 DD 11/01/24	250,000	250,000	264,178
	BOEING CO/THE	CORP OBLIGATIONS	N/A	6.858% 05/01/2054 DD 11/01/24	70,000	75,625	76,731
	BOMBARDIER INC 144A	CORP OBLIGATIONS	N/A	7.250% 07/01/2031 DD 04/04/24	30,000	30,263	31,510
	BP CAPITAL MARKETS AMERICA INC	CORP OBLIGATIONS	N/A	3.410% 02/11/2026 DD 02/11/19	180,000	180,007	178,801
	BP CAPITAL MARKETS AMERICA INC	CORP OBLIGATIONS	N/A	3.000% 02/24/2050 DD 02/24/20	300,000	294,152	192,916
	BP CAPITAL MARKETS AMERICA INC	CORP OBLIGATIONS	N/A	3.633% 04/06/2030 DD 04/06/20	170,000	170,000	164,881
	BPCE SA 144A	CORP OBLIGATIONS	N/A	5.203% 01/18/2027 DD 01/18/24	250,000	250,000	253,533
	BRAVO RESIDENTIAL NQMS A1 144A	CORP OBLIGATIONS	N/A	VAR RT 04/25/2060 DD 10/01/21	163,090	163,089	152,223
	BRIDGESTECRESC LENDING AUTO 1 A2	CORP OBLIGATIONS	N/A	4.710% 09/15/2027 DD 01/29/25	350,647	350,637	350,584
	BRISTOL-MYERS SQUIBB CO	CORP OBLIGATIONS	N/A	4.900% 02/22/2027 DD 02/22/24	35,000	34,962	35,443
	BRISTOL-MYERS SQUIBB CO	CORP OBLIGATIONS	N/A	3.400% 07/26/2029 DD 01/26/20	22,000	21,819	21,311
	BRISTOL-MYERS SQUIBB CO	CORP OBLIGATIONS	N/A	4.250% 10/26/2049 DD 04/26/20	70,000	91,556	56,834
	BRISTOL-MYERS SQUIBB CO	CORP OBLIGATIONS	N/A	5.100% 02/22/2031 DD 02/22/24	70,000	69,890	72,484
	BRISTOL-MYERS SQUIBB CO	CORP OBLIGATIONS	N/A	5.200% 02/22/2034 DD 02/22/24	230,000	229,947	235,598
	BRISTOL-MYERS SQUIBB CO	CORP OBLIGATIONS	N/A	5.550% 02/22/2054 DD 02/22/24	30,000	29,883	29,299
	BRISTOL-MYERS SQUIBB CO	CORP OBLIGATIONS	N/A	5.650% 02/22/2064 DD 02/22/24	20,000	19,915	19,448
	BRITISH COLUMBIA FERRY SVC INC	CORP OBLIGATIONS	N/A	2.794% 15-OCT-2049	50,000	37,700	26,597
	BROADCAST CENTRE TRUST	CORP OBLIGATIONS	N/A	7.530% 01-MAY-2027	41,756	38,636	31,871
	BROADCOM INC	CORP OBLIGATIONS	N/A	5.950% 07/12/2027 DD 07/12/24	150,000	149,975	152,109
	BROADCOM INC	CORP OBLIGATIONS	N/A	4.350% 02/15/2030 DD 10/02/24	175,000	174,692	174,302
	BROADCOM INC 144A	CORP OBLIGATIONS	N/A	4.926% 05/15/2037 DD 04/18/22	300,000	282,555	291,405
	BROWN & BROWN INC	CORP OBLIGATIONS	N/A	4.600% 12/23/2026 DD 06/23/25	60,000	59,996	60,279
	BRUCE POWER LP	CORP OBLIGATIONS	N/A	4.000% 21-JUN-2030 RESTRICTED	200,000	143,484	148,433
	BRUCE POWER LP	CORP OBLIGATIONS	N/A	4.700% 21-JUN-2031 RESTRICTED	150,000	110,487	114,511
	BUILDERS FIRSTSOURCE INC 144A	CORP OBLIGATIONS	N/A	4.250% 02/01/2032 DD 07/23/21	20,000	18,632	18,529
	BUILDERS FIRSTSOURCE INC 144A	CORP OBLIGATIONS	N/A	6.750% 05/15/2035 DD 05/08/25	110,000	110,000	113,388
	BURLINGTON NORTHERN SANTA FE L	CORP OBLIGATIONS	N/A	2.819% 06/15/2032 DD 12/08/21	30,000	30,869	18,968
	BX COMMERCIAL MORT A1RCA 144A	CORP OBLIGATIONS	N/A	VAR RT 08/15/2039 DD 08/15/24	97,072	96,829	97,436
	BX COMMERCIAL MORT VIVA A 144A	CORP OBLIGATIONS	N/A	2.843% 03/09/2044 DD 12/01/20	450,000	442,869	392,268
	BX COMMERCIAL MORT VIVA D 144A	CORP OBLIGATIONS	N/A	VAR RT 03/11/2044 DD 05/01/20	200,000	199,828	182,512
	BX COMMERCIAL MORT VOIT A 144A	CORP OBLIGATIONS	N/A	VAR RT 09/15/2036 DD 09/29/21	193,746	192,312	193,161
	BX COMMERCIAL MORTG XL3 A 144A	CORP OBLIGATIONS	N/A	VAR RT 12/09/2040 DD 12/21/23	157,522	157,128	157,963
	BX TRUST 2021-ARIA ARIA A 144A	CORP OBLIGATIONS	N/A	VAR RT 10/15/2036 DD 10/28/21	250,000	249,641	249,765
	BX TRUST 2021-LGCV LGCV A 144A	CORP OBLIGATIONS	N/A	VAR RT 10/15/2036 DD 10/21/21	350,000	348,781	349,125
	BX TRUST 2022-PSB PSB A 144A	CORP OBLIGATIONS	N/A	VAR RT 08/15/2039 DD 08/15/22	175,889	174,720	175,835
	BX TRUST 2022-LIFE LIFE A 144A	CORP OBLIGATIONS	N/A	5.949% 02/15/2028 DD 02/01/23	250,000	250,000	245,995
	CAESARS ENTERTAINMENT INC 144A	CORP OBLIGATIONS	N/A	7.000% 02/15/2030 DD 02/06/23	30,000	30,525	31,059
	CAESARS ENTERTAINMENT INC 144A	CORP OBLIGATIONS	N/A	6.500% 02/15/2032 DD 02/06/24	20,000	19,825	20,516
	CAYBANK SA 144A	CORP OBLIGATIONS	N/A	VAR RT 07/03/2031 DD 07/03/25	240,000	240,000	240,850
	CAMECO CORP	CORP OBLIGATIONS	N/A	2.950% 10/21/2027 DD 10/21/20	200,000	151,500	145,549
	CANADIAN IMPERIAL BANK OF COMM	CORP OBLIGATIONS	N/A	VAR RT 10/02/2026 DD 10/03/23	150,000	150,000	151,379
	CANADIAN IMPERIAL BANK OF COMM	CORP OBLIGATIONS	N/A	VAR RT 06/28/2027 DD 06/28/24	145,000	145,000	145,674
	CANADIAN IMPERIAL BANK OF COMM	CORP OBLIGATIONS	N/A	VAR RT 01/13/2028 DD 01/13/25	100,000	100,000	100,704
	CANADIAN IMPERIAL BK OF COMM	CORP OBLIGATIONS	N/A	VAR RT 20-JAN-2033	500,000	374,408	381,392
	CANADIAN IMPERIAL BK OF COMM	CORP OBLIGATIONS	N/A	VAR RT 21-JUL-2030	630,000	458,246	461,496
	CANADIAN NATURAL RESOURCES LTD	CORP OBLIGATIONS	N/A	4.850% 30-MAY-2047 MTN SER 4	30,000	22,284	20,893
	CANADIAN PACIFIC RAILWAY CO	CORP OBLIGATIONS	N/A	3.150% 13-MAR-2029 NTS	50,000	36,445	36,471
	CANADIAN PACIFIC RAILWAY CO	CORP OBLIGATIONS	N/A	2.540% 28-FEB-2028	150,000	119,088	108,394
	CANADIAN PACIFIC RAILWAY CO	CORP OBLIGATIONS	N/A	3.100% 12/02/2051 DD 12/02/21	120,000	127,119	78,962
	CANADIAN TIRE LTD	CORP OBLIGATIONS	N/A	6.500% 13-APR-2028 MTN	130,000	122,665	101,742
	CAPITAL ONE FINANCIAL CORP	CORP OBLIGATIONS	N/A	VAR RT 03/01/2030 DD 03/03/22	550,000	550,000	526,042
	CAPITAL ONE FINANCIAL CORP	CORP OBLIGATIONS	N/A	VAR RT 05/10/2028 DD 05/09/22	300,000	300,000	302,190
	CAPITAL ONE FINANCIAL CORP	CORP OBLIGATIONS	N/A	VAR RT 06/08/2034 DD 06/08/23	250,000	250,000	266,205
	CAPITAL ONE FINANCIAL CORP	CORP OBLIGATIONS	N/A	VAR RT 10/30/2031 DD 11/01/23	150,000	150,000	169,415
	CARDINAL HEALTH INC	CORP OBLIGATIONS	N/A	5.000% 11/15/2029 DD 11/22/24	650,000	649,779	662,461
	CARLYLE GLOBAL MA 4A AIR4 144A	CORP OBLIGATIONS	N/A	VAR RT 04/22/2032 DD 09/25/24	180,952	180,952	181,033
	CARMAX AUTO OWNER TRUST 2 A2A	CORP OBLIGATIONS	N/A	4.590% 07/17/2028 DD 05/02/25	500,000	499,990	501,620
	CARMAX AUTO OWNER TRUST 4 A2A	CORP OBLIGATIONS	N/A	4.670% 12/15/2027 DD 11/03/24	229,466	229,464	229,643
	CARVANA AUTO RECEIVABLES P1 A2	CORP OBLIGATIONS	N/A	4.500% 04/12/2028 DD 03/17/25	194,967	194,967	194,754
	CARVANA AUTO RECEIVABLES P2 A2	CORP OBLIGATIONS	N/A	4.560% 08/10/2028 DD 06/17/25	200,000	199,992	200,350
	CARVANA AUTO RECEIVABLES P3 A2	CORP OBLIGATIONS	N/A	4.610% 11/10/2027 DD 09/17/24	179,577	179,563	179,531
	CARVANA AUTO RECEIVABLES P4 A2	CORP OBLIGATIONS	N/A	4.620% 02/10/2028 DD 12/17/24	73,062	73,062	73,058
	CATERPILLAR FINANCIAL SERVICES	CORP OBLIGATIONS	N/A	4.850% 02/27/2029 DD 02/27/24	500,000	499,320	511,450

TRUST FOR THE INTERNATIONAL BROTHERHOOD OF ELECTRICAL WORKERS' PENSION BENEFIT FUND AND SUBSIDIARIES

SCHEDULE OF ASSETS (HELD AT END OF YEAR), CONTINUED

JUNE 30, 2025

Form 5500, Part IV, Schedule H, Line 4i

E.I.N. 53-0088380
Plan No. 001

(c) Description of Investment Including Maturity Date, Rate of Interest							
(a)	(b) Identity of Issuer, Borrower, Lessor, or Similar Party	Description	Collateral	Maturity Date and Rate of Interest	Number of Shares or Par Value	(d) Cost	(e) Current Value
	CATERPILLAR FINANCIAL SERVICES	CORP OBLIGATIONS	N/A	5.000% 05/14/2027 DD 05/14/24	325,000	\$ 324,643	\$ 330,509
	CATERPILLAR FINANCIAL SERVICES	CORP OBLIGATIONS	N/A	4.800% 01/08/2030 DD 01/08/25	275,000	274,469	281,518
	CCO HOLDINGS LLC / CCO HO 144A	CORP OBLIGATIONS	N/A	4.250% 01/15/2034 DD 08/16/21	90,000	65,475	80,121
	CCO HOLDINGS LLC / CCO HO 144A	CORP OBLIGATIONS	N/A	4.750% 02/01/2032 DD 01/19/22	30,000	28,125	28,457
	CCO HOLDINGS LLC / CCO HOLDING	CORP OBLIGATIONS	N/A	4.500% 05/01/2032 DD 05/01/21	50,000	50,000	46,564
	CD 2017-CD3 MORTGAGE TR CD3 A4	CORP OBLIGATIONS	N/A	3.631% 02/10/2050 DD 02/01/17	120,000	111,225	115,490
	CFNOVIS ENRGY INC.	CORP OBLIGATIONS	N/A	3.600% 10-MAR-2027 NT	40,000	33,513	29,435
	CENTENE CORP	CORP OBLIGATIONS	N/A	4.250% 12/15/2027 DD 12/06/19	50,000	50,250	49,238
	CENTENE CORP	CORP OBLIGATIONS	N/A	4.625% 12/15/2029 DD 12/06/19	40,000	41,200	38,900
	CHARLES SCHWAB CORP/THE	CORP OBLIGATIONS	N/A	1.150% 05/13/2026 DD 05/13/21	200,000	189,902	194,528
	CHARLES SCHWAB CORP/THE	CORP OBLIGATIONS	N/A	1.650% 03/11/2031 DD 12/11/20	440,000	333,960	377,749
	CHARLES SCHWAB CORP/THE	CORP OBLIGATIONS	N/A	5.875% 08/24/2024 DD 08/24/23	260,000	259,782	264,337
	CHARLES SCHWAB CORP/THE	CORP OBLIGATIONS	N/A	VAR RT 08/24/2034 DD 08/24/23	50,000	50,604	54,112
	CHARTER COMMUNICATIONS OPERATI	CORP OBLIGATIONS	N/A	4.908% 07/23/2025 DD 07/23/16	80,000	85,939	79,994
	CHARTER COMMUNICATIONS OPERATI	CORP OBLIGATIONS	N/A	6.484% 10/23/2045 DD 10/23/16	30,000	34,594	29,729
	CHARTER COMMUNICATIONS OPERATI	CORP OBLIGATIONS	N/A	6.834% 10/23/2055 DD 10/23/16	40,000	44,921	40,993
	CHARTER COMMUNICATIONS OPERATI	CORP OBLIGATIONS	N/A	3.750% 02/15/2028 DD 07/06/17	10,000	9,118	9,809
	CHARTER COMMUNICATIONS OPERATI	CORP OBLIGATIONS	N/A	4.200% 03/15/2028 DD 09/18/17	110,000	110,807	109,010
	CHARTER COMMUNICATIONS OPERATI	CORP OBLIGATIONS	N/A	5.375% 05/01/2047 DD 11/01/17	10,000	8,851	8,690
	CHARTER COMMUNICATIONS OPERATI	CORP OBLIGATIONS	N/A	5.375% 04/01/2036 DD 04/17/18	90,000	69,360	84,821
	CHARTER COMMUNICATIONS OPERATI	CORP OBLIGATIONS	N/A	5.750% 04/01/2048 DD 04/17/18	240,000	267,458	217,992
	CHARTER COMMUNICATIONS OPERATI	CORP OBLIGATIONS	N/A	5.050% 03/30/2029 DD 01/17/19	300,000	319,403	302,751
	CHARTER COMMUNICATIONS OPERATI	CORP OBLIGATIONS	N/A	5.125% 07/01/2049 DD 07/10/19	40,000	34,140	33,294
	CHARTER COMMUNICATIONS OPERATI	CORP OBLIGATIONS	N/A	3.500% 03/01/2042 DD 10/12/21	30,000	29,383	21,421
	CHARTER COMMUNICATIONS OPERATI	CORP OBLIGATIONS	N/A	4.400% 04/01/2033 DD 03/15/22	180,000	178,698	169,484
	CHARTER COMMUNICATIONS OPERATI	CORP OBLIGATIONS	N/A	5.500% 04/01/2063 DD 03/15/22	70,000	70,529	59,259
	CHARTER COMMUNICATIONS OPERATI	CORP OBLIGATIONS	N/A	6.550% 06/01/2034 DD 05/14/24	60,000	60,348	64,035
	CHASE AUTO OWNER TR 5A A2 144A	CORP OBLIGATIONS	N/A	4.400% 11/26/2027 DD 09/24/24	253,138	253,116	252,969
	CHENIERE ENERGY PARTNERS 144A	CORP OBLIGATIONS	N/A	5.550% 10/30/2035 DD 07/10/25	60,000	59,839	60,499
	CHENIERE ENERGY PARTNERS LP	CORP OBLIGATIONS	N/A	4.000% 03/01/2031 DD 09/01/21	60,000	59,925	57,095
	CHENIERE ENERGY PARTNERS LP	CORP OBLIGATIONS	N/A	3.250% 01/31/2032 DD 09/27/21	20,000	20,075	17,929
	CHOICE PROPERTIES REIT	CORP OBLIGATIONS	N/A	5.400% 23-FEB-2033	100,000	74,567	77,594
	CHOICE PROPERTIES REIT	CORP OBLIGATIONS	N/A	3.827% 04-MAR-2050	40,000	30,178	22,014
	CHOICE PROPERTIES REIT	CORP OBLIGATIONS	N/A	5.699% 28-FEB-2034	70,000	53,380	55,247
	CHOICE PROPERTIES REIT	CORP OBLIGATIONS	N/A	4.293% 16-JAN-2030	100,000	69,367	74,620
	CHUBB INA HOLDINGS LLC	CORP OBLIGATIONS	N/A	3.350% 05/03/2026 DD 11/03/15	60,000	59,908	59,536
	CI FINANCIAL CORP 144A	CORP OBLIGATIONS	N/A	7.500% 05/30/2029 DD 05/30/24	110,000	114,426	116,601
	CIFC FUNDING 2020 3A AIR 144A	CORP OBLIGATIONS	N/A	VAR RT 10/20/2034 DD 11/15/21	320,000	317,696	320,505
	CIGNA GROUP/THE	CORP OBLIGATIONS	N/A	4.375% 10/15/2028 DD 04/15/19	370,000	377,157	370,381
	CIGNA GROUP/THE	CORP OBLIGATIONS	N/A	4.900% 12/15/2048 DD 06/15/19	10,000	12,709	8,743
	CIGNA GROUP/THE	CORP OBLIGATIONS	N/A	5.400% 03/15/2033 DD 03/07/23	390,000	389,633	402,987
	CINIAS CORP NO 2	CORP OBLIGATIONS	N/A	3.700% 04/01/2027 DD 03/14/17	80,000	79,693	79,411
	CISCO SYSTEMS INC	CORP OBLIGATIONS	N/A	4.950% 02/26/2031 DD 02/26/24	290,000	289,423	298,314
	CITIBANK NA	CORP OBLIGATIONS	N/A	VAR RT 11/19/2027 DD 11/19/24	250,000	250,000	251,513
	CITIBANK NA	CORP OBLIGATIONS	N/A	VAR RT 05/29/2027 DD 05/29/25	250,000	250,000	250,853
	CITIGROUP COMMERCIAL M GC41 A2	CORP OBLIGATIONS	N/A	2.690% 08/10/2056 DD 08/01/19	302,708	311,788	290,820
	CITIGROUP COMMERCIAL MOR C1 A4	CORP OBLIGATIONS	N/A	3.209% 05/10/2049 DD 05/01/16	120,000	111,708	118,436
	CITIGROUP INC	CORP OBLIGATIONS	N/A	VAR RT 05/07/2028 DD 05/07/25	250,000	250,000	251,203
	CITIGROUP INC	CORP OBLIGATIONS	N/A	8.125% 07/15/2039 DD 07/23/09	10,000	14,349	12,596
	CITIGROUP INC	CORP OBLIGATIONS	N/A	6.675% 09/13/2043 DD 09/13/13	70,000	92,660	76,454
	CITIGROUP INC	CORP OBLIGATIONS	N/A	5.500% 09/13/2025 DD 09/13/13	90,000	90,112	90,110
	CITIGROUP INC	CORP OBLIGATIONS	N/A	5.300% 05/06/2044 DD 05/06/14	8,000	8,558	7,484
	CITIGROUP INC	CORP OBLIGATIONS	N/A	4.300% 11/20/2026 DD 11/20/14	50,000	50,659	49,929
	CITIGROUP INC	CORP OBLIGATIONS	N/A	4.650% 07/30/2045 DD 07/30/15	287,000	287,663	251,914
	CITIGROUP INC	CORP OBLIGATIONS	N/A	4.450% 09/29/2027 DD 09/29/15	235,000	235,847	235,188
	CITIGROUP INC	CORP OBLIGATIONS	N/A	3.400% 05/01/2026 DD 05/02/16	100,000	99,798	99,231
	CITIGROUP INC	CORP OBLIGATIONS	N/A	4.750% 05/18/2046 DD 05/18/16	20,000	20,095	17,177
	CITIGROUP INC	CORP OBLIGATIONS	N/A	4.125% 07/25/2028 DD 07/25/16	10,000	10,281	9,927
	CITIGROUP INC	CORP OBLIGATIONS	N/A	4.650% 07/23/2048 DD 07/23/18	130,000	136,122	112,511
	CITIGROUP INC	CORP OBLIGATIONS	N/A	VAR RT 03/20/2030 DD 03/20/19	200,000	200,347	196,004
	CITIGROUP INC	CORP OBLIGATIONS	N/A	VAR RT 06/03/2031 DD 06/03/20	130,000	130,000	117,880
	CITIGROUP INC	CORP OBLIGATIONS	N/A	VAR RT 05/01/2032 DD 05/04/21	380,000	382,470	336,608
	CITIGROUP INC	CORP OBLIGATIONS	N/A	VAR RT 11/03/2032 DD 11/03/21	110,000	111,371	96,164
	CITIGROUP INC	CORP OBLIGATIONS	N/A	VAR RT 03/17/2033 DD 03/17/22	150,000	150,726	140,247
	CNH CAPITAL CANADA 1A A2 144A	CORP OBLIGATIONS	N/A	4.991% 15-OCT-2029	82,200	60,927	61,263
	CNH CAPITAL CANADA RECEIVABLES	CORP OBLIGATIONS	N/A	1.764% 15-JUN-2028 144A	38,127	30,273	27,715
	COASTAL GASLINK PIPELINE LP	CORP OBLIGATIONS	N/A	4.907% 30-JUN-2031 RESTRICTED	360,000	276,285	278,754
	COCA-COLA CO/THE	CORP OBLIGATIONS	N/A	2.500% 06/01/2040 DD 05/01/20	10,000	10,185	7,291
	COCA-COLA CO/THE	CORP OBLIGATIONS	N/A	1.000% 03/15/2028 DD 09/18/20	400,000	399,884	371,176
	COCA-COLA CO/THE	CORP OBLIGATIONS	N/A	5.000% 05/13/2034 DD 05/13/24	210,000	209,384	216,329
	COGECO COMMUNICATIONS INC	CORP OBLIGATIONS	N/A	4.743% 06-FEB-2035	100,000	71,071	72,696
	COMCAST CORP	CORP OBLIGATIONS	N/A	6.500% 11/15/2035 DD 11/14/05	9,000	10,664	9,991
	COMCAST CORP	CORP OBLIGATIONS	N/A	4.250% 01/15/2033 DD 01/14/13	20,000	21,569	19,328
	COMCAST CORP	CORP OBLIGATIONS	N/A	3.150% 03/01/2026 DD 02/23/16	80,000	81,700	79,354
	COMCAST CORP	CORP OBLIGATIONS	N/A	3.400% 07/15/2046 DD 07/19/16	10,000	10,799	7,129
	COMCAST CORP	CORP OBLIGATIONS	N/A	4.000% 08/15/2047 DD 08/07/17	20,000	19,860	15,522
	COMCAST CORP	CORP OBLIGATIONS	N/A	3.969% 11/01/2047 DD 10/19/17	38,000	36,164	29,332
	COMCAST CORP	CORP OBLIGATIONS	N/A	3.999% 11/01/2049 DD 10/19/17	56,000	53,625	42,641
	COMCAST CORP	CORP OBLIGATIONS	N/A	4.049% 11/01/2052 DD 10/19/17	310,000	288,511	233,452
	COMCAST CORP	CORP OBLIGATIONS	N/A	3.900% 03/01/2038 DD 02/08/18	120,000	119,418	104,377
	COMCAST CORP	CORP OBLIGATIONS	N/A	4.950% 10/15/2058 DD 10/05/18	10,000	10,303	8,573
	COMCAST CORP	CORP OBLIGATIONS	N/A	3.950% 10/15/2025 DD 10/05/18	20,000	22,666	19,969
	COMCAST CORP	CORP OBLIGATIONS	N/A	4.150% 10/15/2028 DD 10/05/18	450,000	450,573	449,199
	COMCAST CORP	CORP OBLIGATIONS	N/A	4.250% 10/15/2030 DD 10/05/18	170,000	172,779	169,094
	COMCAST CORP	CORP OBLIGATIONS	N/A	3.450% 02/01/2050 DD 11/05/19	40,000	34,449	27,460
	COMCAST CORP	CORP OBLIGATIONS	N/A	3.400% 04/01/2030 DD 03/27/20	180,000	191,205	172,634
	COMCAST CORP	CORP OBLIGATIONS	N/A	3.750% 04/01/2040 DD 03/27/20	70,000	73,751	58,167
	COMCAST CORP	CORP OBLIGATIONS	N/A	2.800% 01/15/2051 DD 05/28/20	90,000	81,234	54,059
	COMCAST CORP	CORP OBLIGATIONS	N/A	2.887% 11/01/2051 DD 05/01/22	259,000	246,480	157,772
	COMCAST CORP	CORP OBLIGATIONS	N/A	2.937% 11/01/2056 DD 05/01/22	81,000	79,396	47,588
	COMMONSPHIRE HEALTH	CORP OBLIGATIONS	N/A	4.350% 11/01/2042 DD 10/31/12	20,000	17,804	

TRUST FOR THE INTERNATIONAL BROTHERHOOD OF ELECTRICAL WORKERS' PENSION BENEFIT FUND AND SUBSIDIARIES

SCHEDULE OF ASSETS (HELD AT END OF YEAR), CONTINUED

JUNE 30, 2025

Form 5500, Part IV, Schedule H, Line 4i

E.I.N. 53-0088380
Plan No. 001

(c) Description of Investment Including Maturity Date, Rate of Interest							
(a)	(b) Identity of Issuer, Borrower, Lessor, or Similar Party	Description	Collateral	Maturity Date and Rate of Interest	Number of Shares or Par Value	(d) Cost	(e) Current Value
	CONNECTICUT AVENU R02 1M2 144A	CORP OBLIGATIONS	N/A	VAR RT 02/25/2044 DD 03/13/24	250,000	\$ 250,000	\$ 252,105
	CONNECTICUT AVENU R03 1M2 144A	CORP OBLIGATIONS	N/A	VAR RT 12/25/2041 DD 12/29/21	530,000	530,000	533,148
	CONNECTICUT AVENU R03 2M1 144A	CORP OBLIGATIONS	N/A	VAR RT 03/25/2044 DD 04/17/24	124,642	124,681	124,642
	CONNECTICUT AVENU R04 1A1 144A	CORP OBLIGATIONS	N/A	VAR RT 05/25/2045 DD 06/11/25	145,866	145,866	145,914
	CONNECTICUT AVENU R04 1M1 144A	CORP OBLIGATIONS	N/A	VAR RT 05/25/2043 DD 05/31/23	196,691	200,564	200,810
	CONNECTICUT AVENU R05 1M2 144A	CORP OBLIGATIONS	N/A	VAR RT 06/25/2043 DD 07/06/23	250,000	250,000	260,835
	CONNECTICUT AVENU R06 1M1 144A	CORP OBLIGATIONS	N/A	VAR RT 05/25/2042 DD 06/10/22	190,534	195,476	194,985
	CONNECTICUT AVENU R06 1M1 144A	CORP OBLIGATIONS	N/A	VAR RT 09/25/2044 DD 09/26/24	41,072	41,072	41,072
	CONNECTICUT AVENU R08 1M2 144A	CORP OBLIGATIONS	N/A	VAR RT 07/25/2042 DD 08/05/22	170,000	170,000	177,305
	CONSERVATION FUND A NONPROFIT	CORP OBLIGATIONS	N/A	3.474% 12/15/2029 DD 09/26/19	310,000	310,000	292,618
	CONSOLIDATED EDISON CO OF NEW	CORP OBLIGATIONS	N/A	VAR RT 11/18/2027 DD 11/18/24	65,000	65,000	65,011
	CONSTELLATION BRANDS INC	CORP OBLIGATIONS	N/A	2.250% 08/01/2031 DD 07/26/21	20,000	20,000	17,324
	CONSTELLATION BRANDS INC	CORP OBLIGATIONS	N/A	4.350% 05/09/2027 DD 05/09/22	435,000	434,748	434,970
	CONTINENTAL RESOURCES INC 144A	CORP OBLIGATIONS	N/A	5.750% 01/15/2031 DD 11/25/20	40,000	48,873	40,372
	CONTINENTAL RESOURCES INC 144A	CORP OBLIGATIONS	N/A	2.268% 11/15/2026 DD 11/22/21	50,000	50,000	48,316
	CONTINENTAL RESOURCES INC/OK	CORP OBLIGATIONS	N/A	4.900% 06/01/2044 DD 05/19/14	70,000	78,089	55,028
	CONTINENTAL RESOURCES INC/OK	CORP OBLIGATIONS	N/A	4.375% 01/15/2028 DD 12/08/17	60,000	66,400	59,152
	COOPERATIVE RABOBANK UA	CORP OBLIGATIONS	N/A	4.375% 08/04/2025 DD 08/04/15	770,000	784,998	769,630
	COREBRIDGE GLOBAL FUNDING 144A	CORP OBLIGATIONS	N/A	4.900% 01/07/2028 DD 01/09/25	45,000	45,000	45,679
	COSTCO WHOLESALE CORP	CORP OBLIGATIONS	N/A	1.375% 06/20/2027 DD 04/20/20	170,000	170,364	162,110
	COSTCO WHOLESALE CORP	CORP OBLIGATIONS	N/A	1.600% 04/20/2030 DD 04/20/20	110,000	109,845	98,150
	COTERRA ENERGY INC	CORP OBLIGATIONS	N/A	3.900% 05/15/2027 DD 11/15/22	190,000	188,867	187,595
	COTERRA ENERGY INC	CORP OBLIGATIONS	N/A	4.375% 03/15/2029 DD 09/15/22	260,000	279,626	257,348
	CREDIT SUISSE GROUP AG 144A	CORP OBLIGATIONS	N/A	VAR RT 12/31/2049 DD 06/23/22	410,000	410,000	27,675
	CROWN CASTLE INC	CORP OBLIGATIONS	N/A	1.050% 07/15/2026 DD 02/16/21	825,000	822,410	794,492
	CSAIL 2015-C1 COMMERCIAL C1 AS	CORP OBLIGATIONS	N/A	VAR RT 04/15/2050 DD 03/01/15	116,621	120,119	115,624
	CSC HOLDINGS LLC 144A	CORP OBLIGATIONS	N/A	4.125% 12/01/2030 DD 06/16/20	210,000	158,025	148,153
	CSC HOLDINGS LLC 144A	CORP OBLIGATIONS	N/A	4.500% 11/15/2031 DD 05/13/21	380,000	272,650	267,531
	CSMC 2019-AFC1 TR AFC1 A1 144A	CORP OBLIGATIONS	N/A	VAR RT 07/25/2049 DD 08/01/19	61,227	61,227	59,136
	CSMC 2019-AFC1 TR AFC1 A2 144A	CORP OBLIGATIONS	N/A	VAR RT 07/25/2049 DD 08/01/19	134,625	134,624	130,371
	CT REIT	CORP OBLIGATIONS	N/A	3.029% 05-FEB-2029	200,000	160,387	142,528
	CIU INC	CORP OBLIGATIONS	N/A	5.580% 26-MAY-2038 UNSEC DEBS	15,000	17,260	11,952
	CIU INC	CORP OBLIGATIONS	N/A	5.556% 30-OCT-2037 MTN	44,000	50,373	35,379
	CUBESMART LP	CORP OBLIGATIONS	N/A	3.000% 02/15/2030 DD 10/11/19	200,000	199,246	186,298
	CVS HEALTH CORP	CORP OBLIGATIONS	N/A	3.875% 07/20/2025 DD 07/20/15	60,000	59,396	59,958
	CVS HEALTH CORP	CORP OBLIGATIONS	N/A	5.125% 07/20/2045 DD 07/20/15	130,000	137,639	115,266
	CVS HEALTH CORP	CORP OBLIGATIONS	N/A	4.300% 03/25/2028 DD 03/09/18	115,000	113,391	114,514
	CVS HEALTH CORP	CORP OBLIGATIONS	N/A	5.050% 03/25/2040 DD 03/09/18	120,000	139,817	103,772
	CVS HEALTH CORP	CORP OBLIGATIONS	N/A	2.125% 09/15/2031 DD 08/18/21	270,000	234,202	230,847
	CVS PASS-THROUGH TRUST	CORP OBLIGATIONS	N/A	6.036% 12/10/2028 DD 12/01/06	7,517	8,118	7,622
	DAMILER TRUCK FINANCE NOR 144A	CORP OBLIGATIONS	N/A	5.000% 01/15/2027 DD 01/18/24	150,000	149,750	151,436
	DCP MIDSTREAM OPERATING L 144A	CORP OBLIGATIONS	N/A	6.450% 11/03/2036 DD 10/27/06	20,000	21,000	20,514
	DEERE & CO	CORP OBLIGATIONS	N/A	3.750% 04/15/2050 DD 03/30/20	70,000	83,208	54,331
	DELL EQUIPMENT FINAN 1 A2 144A	CORP OBLIGATIONS	N/A	4.680% 07/22/2027 DD 05/01/25	300,000	299,986	301,179
	DEUTSCHE BANK AG/NEW YORK NY	CORP OBLIGATIONS	N/A	VAR RT 11/24/2026 DD 11/24/20	350,000	350,000	346,437
	DEVON ENERGY CORP	CORP OBLIGATIONS	N/A	5.600% 07/15/2041 DD 07/12/11	90,000	109,967	83,334
	DEVON ENERGY CORP	CORP OBLIGATIONS	N/A	5.000% 06/15/2045 DD 06/16/15	60,000	71,345	49,951
	DEVON ENERGY CORP	CORP OBLIGATIONS	N/A	5.850% 12/15/2025 DD 12/15/15	340,000	356,787	340,894
	DEVON ENERGY CORP	CORP OBLIGATIONS	N/A	5.250% 10/15/2027 DD 10/15/21	20,000	21,555	20,043
	DEVON ENERGY CORP	CORP OBLIGATIONS	N/A	5.875% 06/15/2028 DD 12/15/21	6,000	6,693	6,003
	DEVON ENERGY CORP	CORP OBLIGATIONS	N/A	5.200% 09/15/2034 DD 08/28/24	250,000	249,915	242,773
	DIAMONDBACK ENERGY INC	CORP OBLIGATIONS	N/A	3.500% 12/01/2029 DD 12/05/19	190,000	198,287	181,731
	DISH DBS CORP 144A	CORP OBLIGATIONS	N/A	5.250% 12/01/2026 DD 11/26/21	100,000	97,025	91,105
	DISH DBS CORP 144A	CORP OBLIGATIONS	N/A	5.750% 12/01/2028 DD 11/26/21	60,000	56,750	51,484
	DLAA 2023-1 LLC 1A A2 144A	CORP OBLIGATIONS	N/A	5.930% 07/20/2026 DD 08/02/23	16,088	16,088	16,107
	DOLLAR GENERAL CORP	CORP OBLIGATIONS	N/A	3.500% 04/03/2030 DD 04/03/20	140,000	139,906	132,864
	DOLLARAMA INC	CORP OBLIGATIONS	N/A	5.533% 26-SEP-2028	150,000	111,555	116,995
	DOLLARAMA INC	CORP OBLIGATIONS	N/A	3.850% 16-DEC-2030 4 MO HLD	150,000	110,440	110,557
	DOMINION ENERGY INC	CORP OBLIGATIONS	N/A	1.450% 04/15/2026 DD 04/05/21	250,000	249,890	244,038
	DP WORLD LTD/UNITED ARAB 144A	CORP OBLIGATIONS	N/A	5.625% 09/25/2048 DD 09/25/18	200,000	197,000	186,316
	DREAM SUMMIT INDUSTRIAL LP	CORP OBLIGATIONS	N/A	2.440% 14-JUL-2028	150,000	9,596,310	106,174
	DRIVE AUTO RECEIVABLES TR 2 A2	CORP OBLIGATIONS	N/A	4.940% 12/15/2027 DD 09/25/24	185,301	185,297	185,462
	DRYDEN 45 SENIOR 45A A1RR 144A	CORP OBLIGATIONS	N/A	VAR RT 10/15/2030 DD 09/30/24	144,112	144,112	144,108
	DRYDEN 72 CLO LTD 72A ARR 144A	CORP OBLIGATIONS	N/A	VAR RT 05/15/2032 DD 09/26/24	238,672	238,672	238,660
	DTE ELECTRIC CO	CORP OBLIGATIONS	N/A	4.250% 05/14/2027 DD 05/14/25	60,000	59,951	60,091
	DTE ENERGY CO	CORP OBLIGATIONS	N/A	2.850% 10/01/2026 DD 10/05/16	425,000	424,562	417,516
	DTE ENERGY CO	CORP OBLIGATIONS	N/A	4.875% 06/01/2028 DD 05/12/23	275,000	274,857	279,023
	DTE ENERGY CO	CORP OBLIGATIONS	N/A	4.950% 07/01/2027 DD 08/02/24	150,000	149,822	151,703
	DUKE ENERGY CAROLINAS LLC	CORP OBLIGATIONS	N/A	4.920% 01/15/2033 DD 01/06/23	270,000	274,178	279,785
	DUKE ENERGY CORP	CORP OBLIGATIONS	N/A	2.450% 06/01/2030 DD 05/15/20	525,000	523,325	476,380
	DUKE ENERGY OHIO INC	CORP OBLIGATIONS	N/A	3.650% 02/01/2029 DD 01/08/19	120,000	119,894	117,680
	DUKE ENERGY OHIO INC	CORP OBLIGATIONS	N/A	2.125% 06/01/2030 DD 05/21/20	175,000	174,890	157,526
	EATON CORP	CORP OBLIGATIONS	N/A	4.150% 11/02/2042 DD 11/02/13	90,000	90,741	77,517
	ECOPETROL SA	CORP OBLIGATIONS	N/A	5.875% 05/28/2045 DD 05/28/14	170,000	163,882	117,314
	EDF SA	CORP OBLIGATIONS	N/A	5.993% 23-MAY-2030 RESTRICTED	100,000	74,360	79,290
	ELEVANCE HEALTH INC	CORP OBLIGATIONS	N/A	3.650% 12/01/2027 DD 11/21/17	130,000	126,159	128,447
	ELEVANCE HEALTH INC	CORP OBLIGATIONS	N/A	2.250% 05/15/2030 DD 05/05/20	175,000	174,344	157,973
	ELEVANCE HEALTH INC	CORP OBLIGATIONS	N/A	4.100% 05/15/2032 DD 04/29/22	130,000	129,801	124,842
	ELEVANCE HEALTH INC	CORP OBLIGATIONS	N/A	4.550% 05/15/2032 DD 04/29/22	50,000	49,528	40,862
	ELI LILLY & CO	CORP OBLIGATIONS	N/A	4.700% 02/09/2034 DD 02/09/24	190,000	189,939	189,924
	ELI LILLY & CO	CORP OBLIGATIONS	N/A	5.000% 02/09/2034 DD 02/09/24	20,000	19,866	18,712
	ELI LILLY & CO	CORP OBLIGATIONS	N/A	5.100% 02/09/2034 DD 02/09/24	160,000	159,796	148,904
	ELI LILLY & CO	CORP OBLIGATIONS	N/A	4.600% 08/14/2034 DD 08/14/24	80,000	80,022	79,255
	ENBRIDGE GAS DISTRIBUTION INC	CORP OBLIGATIONS	N/A	6.160% 16-DEC-2033 MTN	20,000	24,094	16,504
	ENBRIDGE GAS INC	CORP OBLIGATIONS	N/A	4.550% 17-AUG-2052 MTN	100,000	78,061	70,756
	ENBRIDGE GAS INC	CORP OBLIGATIONS	N/A	5.700% 06-OCT-2033 MTN	200,000	145,631	163,117
	ENBRIDGE INC	CORP OBLIGATIONS	N/A	VAR RT 27-SEP-2077	200,000	164,223	148,204
	ENBRIDGE INC	CORP OBLIGATIONS	N/A	4.870% 21-NOV-2044 MTN	30,000	23,974	21,082
	ENBRIDGE INC	CORP OBLIGATIONS	N/A	VAR RT 19-JAN-2082	150,000	118,115	107,373
	ENBRIDGE INC	CORP OBLIGATIONS	N/A	4.730% 22-AUG-2034 MTN	100,000	73,777	74,383
	ENBRIDGE INC	CORP OBLIGATIONS	N/A	5.120% 28-SEP-2040 MTN	45,000	47,524	32,418
	ENBRIDGE INC	CORP OBLIGATIONS	N/A	5.320% 22-AUG-2054 MTN	50,000	36,995	37,165
	ENBRIDGE INC	CORP OBLIGATIONS	N/A	5.700% 03/08/2033 DD 03/08/23	375,000	375,500	388,789
	ENBRIDGE PIPELINES INC	CORP OBLIGATIONS	N/A	2.820% 12-MAY-2031 MTN	100,000	82,832	69,355
	ENBRIDGE PIPELINES INC	CORP OBLIGATIONS	N/A	5.330% 06-APR-2040 MTN	85,000	95,764	63,053
	ENERGY TRANSFER LP	CORP OBLIGATIONS	N/A	VAR RT 12/31/2049 DD 01/22/20	10,000	9,750	10,186

TRUST FOR THE INTERNATIONAL BROTHERHOOD OF ELECTRICAL WORKERS' PENSION BENEFIT FUND AND SUBSIDIARIES

SCHEDULE OF ASSETS (HELD AT END OF YEAR), CONTINUED

JUNE 30, 2025

Form 5500, Part IV, Schedule H, Line 4i

E.I.N. 53-0088380
Plan No. 001

(c) Description of Investment Including Maturity Date, Rate of Interest							
(a)	(b) Identity of Issuer, Borrower, Lessor, or Similar Party	Description	Collateral	Maturity Date and Rate of Interest	Number of Shares or Par Value	(d) Cost	(e) Current Value
	ENERGY TRANSFER LP	CORP OBLIGATIONS	N/A	VAR RT 12/31/2049 DD 06/15/21	20,000	\$ 19,725	\$ 20,123
	ENERGY TRANSFER LP	CORP OBLIGATIONS	N/A	5.530% 05/15/2034 DD 01/25/24	400,000	399,099	404,836
	ENERGY TRANSFER LP	CORP OBLIGATIONS	N/A	4.950% 06/15/2028 DD 06/08/18	30,000	31,615	30,405
	ENERGY TRANSFER LP	CORP OBLIGATIONS	N/A	5.250% 04/15/2029 DD 01/15/19	20,000	22,835	20,478
	ENERGY TRANSFER LP	CORP OBLIGATIONS	N/A	3.750% 05/15/2030 DD 01/22/20	260,000	263,818	249,226
	ENERGY TRANSFER LP	CORP OBLIGATIONS	N/A	6.250% 04/15/2049 DD 01/15/19	250,000	323,586	246,935
	FNFRGY TRANSFER LP	CORP OBLIGATIONS	N/A	5.300% 04/01/2044 DD 04/03/14	10,000	10,733	8,965
	ENMAX CORP	CORP OBLIGATIONS	N/A	3.836% 05-JUN-2028 RESTRICTED	200,000	151,620	148,193
	ENMAX CORP	CORP OBLIGATIONS	N/A	4.695% 09-OCT-2034 4 MO HLD	150,000	111,747	112,133
	ENTERPRISE TEXAS INC	CORP OBLIGATIONS	N/A	1.750% 03/15/2031 DD 10/01/20	370,000	368,631	319,081
	ENTERPRISE FLEET M2A2 144A	CORP OBLIGATIONS	N/A	4.510% 02/22/2028 DD 05/06/25	500,000	499,941	500,630
	ENTERPRISE PRODUCTS OPERATING	CORP OBLIGATIONS	N/A	VAR RT 02/15/2078 DD 02/15/18	30,000	27,713	29,502
	ENTERPRISE PRODUCTS OPERATING	CORP OBLIGATIONS	N/A	4.150% 10/16/2028 DD 10/11/18	800,000	818,530	799,192
	ENTERPRISE PRODUCTS OPERATING	CORP OBLIGATIONS	N/A	3.700% 01/31/2051 DD 01/15/20	160,000	167,520	115,418
	ENTERPRISE PRODUCTS OPERATING	CORP OBLIGATIONS	N/A	5.350% 01/31/2033 DD 01/10/23	325,000	324,360	336,635
	ENTERPRISE PRODUCTS OPERATING	CORP OBLIGATIONS	N/A	4.600% 01/11/2027 DD 01/11/24	200,000	199,794	201,132
	ENTERPRISE PRODUCTS OPERATING	CORP OBLIGATIONS	N/A	4.850% 01/31/2034 DD 01/11/24	220,000	219,351	219,149
	ENTERPRISE PRODUCTS OPERATING	CORP OBLIGATIONS	N/A	5.550% 02/16/2055 DD 08/08/24	70,000	70,056	67,571
	ENTERPRISE PRODUCTS OPERATING	CORP OBLIGATIONS	N/A	6.650% 10/15/2034 DD 10/04/04	50,000	53,825	55,509
	EOG RESOURCES INC	CORP OBLIGATIONS	N/A	3.900% 04/01/2035 DD 03/17/15	40,000	45,716	36,655
	EOG RESOURCES INC	CORP OBLIGATIONS	N/A	4.375% 04/15/2030 DD 04/14/20	20,000	19,992	19,987
	EPCOR UTILITIES INC	CORP OBLIGATIONS	N/A	3.554% 27-NOV-2047 MTN	30,000	23,556	18,565
	EQT CORP	CORP OBLIGATIONS	N/A	3.900% 10/01/2027 DD 10/04/17	90,000	96,975	88,802
	EQT CORP	CORP OBLIGATIONS	N/A	5.000% 01/15/2029 DD 11/16/20	30,000	34,175	30,246
	EQUATE PETROCHEMICAL CO K 144A	CORP OBLIGATIONS	N/A	4.250% 11/03/2026 DD 11/03/16	200,000	197,562	198,002
	ERP OPERATING LP	CORP OBLIGATIONS	N/A	3.000% 07/01/2029 DD 06/26/19	300,000	298,740	285,420
	EVERSOURCE ENERGY	CORP OBLIGATIONS	N/A	4.750% 05/15/2026 DD 05/11/23	350,000	349,794	350,543
	EXELON CORP	CORP OBLIGATIONS	N/A	5.625% 06/15/2035 DD 06/09/05	45,000	42,822	46,274
	EXELON CORP	CORP OBLIGATIONS	N/A	2.750% 03/15/2027 DD 09/15/22	275,000	274,640	268,290
	EXETER AUTOMOBILE RECEIV 1A A2	CORP OBLIGATIONS	N/A	4.700% 09/15/2027 DD 01/29/25	250,590	250,586	250,592
	EXETER AUTOMOBILE RECEIV 3A A2	CORP OBLIGATIONS	N/A	4.830% 01/18/2028 DD 05/28/25	200,000	199,990	200,110
	EXETER AUTOMOBILE RECEIV 5A A2	CORP OBLIGATIONS	N/A	4.790% 04/15/2027 DD 09/29/24	68,351	68,349	68,348
	EXPAND ENERGY CORP	CORP OBLIGATIONS	N/A	5.375% 05/15/2030 DD 08/30/21	10,000	10,393	10,029
	EXPAND ENERGY CORP	CORP OBLIGATIONS	N/A	4.750% 02/01/2032 DD 12/22/21	50,000	50,416	48,579
	EXTENDED STAY AMERI ESH A 144A	CORP OBLIGATIONS	N/A	VAR RT 07/15/2038 DD 07/08/21	257,318	257,117	257,398
	EXTRA SPACE STORAGE LP	CORP OBLIGATIONS	N/A	5.350% 01/15/2035 DD 08/12/24	250,000	249,933	251,700
	EXXON MOBIL CORP	CORP OBLIGATIONS	N/A	4.327% 03/19/2050 DD 03/19/20	280,000	349,155	232,403
	EXXON MOBIL CORP	CORP OBLIGATIONS	N/A	3.462% 03/19/2030 DD 03/19/20	100,000	100,000	97,196
	FAIR HYDRO TRUST	CORP OBLIGATIONS	N/A	3.357% 15-MAY-2033 RESTRICTED	150,000	119,822	106,899
	FAIR HYDRO TRUST	CORP OBLIGATIONS	N/A	3.520% 15-MAY-2038 RESTRICTED	150,000	119,141	102,000
	FAIRFAX FINANCIAL HOLDINGS LTD	CORP OBLIGATIONS	N/A	4.250% 06-DEC-2027 3R MTN	180,000	138,540	134,450
	FAIRFAX FINANCIAL HOLDINGS LTD	CORP OBLIGATIONS	N/A	3.950% 03-MAR-2031 3R NT	50,000	33,852	36,636
	FIFTH THIRD BANCORP	CORP OBLIGATIONS	N/A	2.550% 05/05/2027 DD 05/05/20	300,000	299,409	290,601
	FIFTH THIRD BANK NA	CORP OBLIGATIONS	N/A	3.850% 03/15/2026 DD 03/15/16	200,000	197,226	198,724
	FINNING INTERNATIONAL INC	CORP OBLIGATIONS	N/A	2.626% 14-AUG-2026	100,000	75,069	72,849
	FINNING INTERNATIONAL INC	CORP OBLIGATIONS	N/A	4.778% 13-FEB-2029	100,000	74,382	76,018
	FIRST CAPITAL REALTY INC	CORP OBLIGATIONS	N/A	4.323% 31-JUL-2025	120,000	98,894	88,016
	FIRST CAPITAL REIT	CORP OBLIGATIONS	N/A	5.572% 01-MAR-2031	100,000	74,299	77,837
	FIRST CAPITAL REIT	CORP OBLIGATIONS	N/A	5.455% 12-JUN-2032	150,000	109,295	115,360
	FIRST CAPITAL REIT	CORP OBLIGATIONS	N/A	4.832% 13-JUN-2033 4 MO HLD	150,000	109,889	110,647
	FIRST QUANTUM MINERALS LT 144A	CORP OBLIGATIONS	N/A	8.625% 06/01/2031 DD 05/30/23	200,000	200,000	207,456
	FIRSTENERGY CORP	CORP OBLIGATIONS	N/A	VAR RT 07/15/2027 DD 06/21/17	200,000	200,538	197,740
	FIRSTENERGY CORP	CORP OBLIGATIONS	N/A	1.600% 01/15/2026 DD 06/08/20	30,000	30,025	29,447
	FISERV INC	CORP OBLIGATIONS	N/A	5.150% 03/15/2027 DD 03/04/24	250,000	249,753	253,278
	FLAGSHIP CREDIT AUTO 3 A2 144A	CORP OBLIGATIONS	N/A	5.890% 07/15/2027 DD 08/17/23	7,840	7,840	7,846
	FLORIDA GAS TRANSMISSION 144A	CORP OBLIGATIONS	N/A	5.750% 07/15/2035 DD 04/11/25	110,000	109,666	112,599
	FLORIDA POWER & LIGHT CO	CORP OBLIGATIONS	N/A	5.700% 03/15/2055 DD 02/21/25	110,000	109,726	111,428
	FLUTTER TREASURY DAC 144A	CORP OBLIGATIONS	N/A	5.875% 06/04/2031 DD 06/04/25	200,000	200,000	201,500
	FORD AUTO SECURITIZATION TR	CORP OBLIGATIONS	N/A	6.027% 15-JUL-2028 144A	126,177	92,505	94,314
	FORD AUTO SECURITIZATION TR II	CORP OBLIGATIONS	N/A	4.972% 15-MAR-2030 RESTRICTED	150,000	108,929	114,065
	FORD AUTO SECURITIZATION TR III	CORP OBLIGATIONS	N/A	3.843% 15-SEP-2030 144A	150,000	108,432	110,871
	FORD AUTO SECURITIZATION TR IV	CORP OBLIGATIONS	N/A	3.280% 15-NOV-2029 144A	150,000	107,177	109,808
	FORD CREDIT AUTO OWNER T C A2B	CORP OBLIGATIONS	N/A	VAR RT 08/15/2027 DD 09/20/24	337,313	337,313	337,465
	FORD CREDIT CANADA COMPANY	CORP OBLIGATIONS	N/A	5.441% 09-FEB-2029	300,000	225,277	221,108
	FORD CREDIT CANADA COMPANY	CORP OBLIGATIONS	N/A	5.046% 09-JAN-2032	150,000	104,707	104,885
	FORD MOTOR CREDIT CO LLC	CORP OBLIGATIONS	N/A	3.375% 11/13/2025 DD 11/13/20	300,000	305,712	297,996
	FORD MOTOR CREDIT CO LLC	CORP OBLIGATIONS	N/A	2.900% 02/16/2028 DD 02/16/21	240,000	237,000	225,038
	FORD MOTOR CREDIT CO LLC	CORP OBLIGATIONS	N/A	2.700% 08/10/2026 DD 08/10/21	300,000	300,000	292,083
	FORD MOTOR CREDIT CO LLC	CORP OBLIGATIONS	N/A	4.920% 05/28/2027 DD 05/28/22	200,000	199,974	198,664
	FORD MOTOR CREDIT CO LLC	CORP OBLIGATIONS	N/A	7.350% 03/06/2030 DD 01/06/23	450,000	459,215	474,957
	FORTIS INC	CORP OBLIGATIONS	N/A	4.431% 31-MAY-2029	180,000	136,254	135,878
	FORTISALBERTA INC	CORP OBLIGATIONS	N/A	4.618% 30-MAY-2052 MTN DEB	50,000	39,322	36,186
	FORTISALBERTA INC	CORP OBLIGATIONS	N/A	4.270% 22-SEP-2045 MTN	20,000	15,177	13,841
	FORTISBC ENERGY INC	CORP OBLIGATIONS	N/A	2.580% 08-APR-2026 MTN	70,000	58,845	51,129
	FORTISBC ENERGY INC	CORP OBLIGATIONS	N/A	2.540% 13-JUL-2050 MTN	50,000	36,998	25,076
	FORTRESS CREDIT BSL 1A A 144A	CORP OBLIGATIONS	N/A	VAR RT 04/20/2038 DD 02/26/25	420,000	418,320	418,268
	FOUNDRY JV HOLDCO LLC 144A	CORP OBLIGATIONS	N/A	5.900% 01/25/2030 DD 05/07/24	340,000	350,377	355,246
	FOX CORP	CORP OBLIGATIONS	N/A	5.476% 01/25/2039 DD 01/25/20	30,000	30,403	29,368
	FOX CORP	CORP OBLIGATIONS	N/A	6.500% 10/13/2033 DD 10/13/23	100,000	98,786	100,198
	FREDDIE MAC STAC DNA1 M1A 144A	CORP OBLIGATIONS	N/A	VAR RT 03/25/2043 DD 03/10/23	120,385	122,567	122,153
	FREDDIE MAC STAC DNA1 M1B 144A	CORP OBLIGATIONS	N/A	VAR RT 01/25/2042 DD 01/21/22	250,000	247,188	252,473
	FREDDIE MAC STAC DNA2 M1A 144A	CORP OBLIGATIONS	N/A	VAR RT 02/25/2042 DD 02/11/22	212,680	212,140	212,814
	FREDDIE MAC STAC DNA2 M1A 144A	CORP OBLIGATIONS	N/A	VAR RT 04/25/2043 DD 04/21/23	189,605	192,242	192,569
	FREDDIE MAC STAC DNA3 M1B 144A	CORP OBLIGATIONS	N/A	VAR RT 04/25/2042 DD 04/18/22	140,000	133,788	144,200
	FREDDIE MAC STAC DNA3 M1A 144A	CORP OBLIGATIONS	N/A	VAR RT 08/25/2042 DD 08/12/22	59,410	60,496	60,498
	FREDDIE MAC STAC DNA1 A1 144A	CORP OBLIGATIONS	N/A	VAR RT 01/25/2045 DD 01/21/25	77,500	77,500	77,500
	FREDDIE MAC STAC DNA1 M2 144A	CORP OBLIGATIONS	N/A	VAR RT 01/25/2045 DD 01/21/25	520,000	520,355	519,355
	FREDDIE MAC STAC DNA5 M2 144A	CORP OBLIGATIONS	N/A	VAR RT 01/25/2034 DD 07/23/21	168,503	168,977	169,250
	FREDDIE MAC STAC DNA6 B1 144A	CORP OBLIGATIONS	N/A	VAR RT 10/25/2041 DD 10/29/21	350,000	353,143	359,429
	FREDDIE MAC STAC DNA7 M2 144A	CORP OBLIGATIONS	N/A	VAR RT 03/25/2052 DD 09/30/22	100,000	113,688	112,035
	FREDDIE MAC STAC DNA7 M2 144A	CORP OBLIGATIONS	N/A	VAR RT 11/25/2041 DD 11			

TRUST FOR THE INTERNATIONAL BROTHERHOOD OF
ELECTRICAL WORKERS' PENSION BENEFIT FUND AND SUBSIDIARIES

SCHEDULE OF ASSETS (HELD AT END OF YEAR), CONTINUED

JUNE 30, 2025

Form 5500, Part IV, Schedule H, Line 4f

E.I.N. 53-0088380
Plan No. 001

(c) Description of Investment Including Maturity Date, Rate of Interest						
(a) (b) Identity of Issuer, Borrower, Lessor, or Similar Party	Description	Collateral	Maturity Date and Rate of Interest	Number of Shares or Par Value	(d) Cost	(e) Current Value
GALTON FUNDING MORT 1 A22 144A	CORP OBLIGATIONS	N/A	VAR RT 07/25/2056 DD 02/01/17	19,715	\$ 19,617	\$ 17,561
GAIX CORP	CORP OBLIGATIONS	N/A	1.900% 06/01/2031 DD 02/03/21	290,000	287,819	246,016
GE HEALTHCARE TECHNOLOGIES INC	CORP OBLIGATIONS	N/A	5.600% 11/15/2025 DD 05/15/23	250,000	249,295	250,528
GENERAL DYNAMICS CORP	CORP OBLIGATIONS	N/A	4.250% 04/01/2040 DD 03/25/20	10,000	11,852	8,984
GENERAL DYNAMICS CORP	CORP OBLIGATIONS	N/A	4.250% 04/01/2050 DD 03/25/20	50,000	62,588	42,143
GENERAL MILLS INC	CORP OBLIGATIONS	N/A	4.700% 01/30/2027 DD 01/30/24	30,000	29,970	30,171
GFNFRAI MILLS INC	CORP OBLIGATIONS	N/A	5.250% 01/30/2035 DD 11/21/24	600,000	596,904	602,862
CORP MOTORS CO	CORP OBLIGATIONS	N/A	6.250% 10/02/2043 DD 04/02/14	170,000	206,599	166,901
GENERAL MOTORS CO	CORP OBLIGATIONS	N/A	6.600% 04/01/2036 DD 02/23/16	10,000	11,722	10,594
GENERAL MOTORS CO	CORP OBLIGATIONS	N/A	6.800% 10/01/2027 DD 05/12/20	450,000	450,304	468,522
GENERAL MOTORS CO	CORP OBLIGATIONS	N/A	6.125% 10/01/2025 DD 05/12/20	44,000	43,756	44,079
GENERAL MOTORS FINANCIAL CO IN	CORP OBLIGATIONS	N/A	2.700% 08/20/2027 DD 08/20/20	300,000	299,334	288,126
GENERAL MOTORS FINANCIAL CO IN	CORP OBLIGATIONS	N/A	1.500% 06/10/2026 DD 06/10/21	175,000	174,682	169,878
GENERAL MOTORS FINL OF CANADA	CORP OBLIGATIONS	N/A	4.450% 25-FEB-2030 RESTRICTED	150,000	105,736	110,570
GENERAL MOTORS FINL OF CDA LTD	CORP OBLIGATIONS	N/A	1.750% 15-APR-2024 RESTRICTED	50,000	39,140	36,229
GENERAL MOTORS FINL OF CDA LTD	CORP OBLIGATIONS	N/A	5.200% 09-FEB-2028 RESTRICTED	200,000	148,976	151,436
GENERAL MOTORS FINL OF CDA LTD	CORP OBLIGATIONS	N/A	3.150% 08-FEB-2027 RESTRICTED	200,000	157,973	145,654
GEORGIA POWER CO	CORP OBLIGATIONS	N/A	5.200% 03/15/2035 DD 03/03/25	100,000	100,471	101,392
GEORGIA-PACIFIC LLC 144A	CORP OBLIGATIONS	N/A	4.950% 06/30/2032 DD 06/02/25	180,000	179,195	182,155
GIBSON ENERGY INC	CORP OBLIGATIONS	N/A	2.850% 14-JUL-2027 MTN	50,000	39,690	36,239
GIBSON ENERGY INC	CORP OBLIGATIONS	N/A	3.600% 17-SEP-2029 MTN	60,000	45,442	43,564
GIBSON ENERGY INC	CORP OBLIGATIONS	N/A	5.750% 12-JUL-2033 MTN	150,000	113,203	118,424
GILEAD SCIENCES INC	CORP OBLIGATIONS	N/A	4.750% 03/01/2046 DD 09/14/15	100,000	102,577	89,613
GILEAD SCIENCES INC	CORP OBLIGATIONS	N/A	3.650% 03/01/2026 DD 09/14/15	130,000	130,235	129,344
GLENCORE FUNDING LLC 144A	CORP OBLIGATIONS	N/A	VAR RT 04/04/2027 DD 04/04/24	100,000	100,000	100,481
GLENCORE FUNDING LLC 144A	CORP OBLIGATIONS	N/A	2.500% 09/01/2030 DD 09/01/20	575,000	572,528	517,937
GLENCORE FUNDING LLC 144A	CORP OBLIGATIONS	N/A	5.673% 04/01/2035 DD 04/01/25	220,000	220,000	224,488
GLENCORE FUNDING LLC 144A	CORP OBLIGATIONS	N/A	6.141% 04/01/2055 DD 04/01/25	90,000	90,000	91,101
GM FINANCIAL AUTOMOBILE 3 A2A	CORP OBLIGATIONS	N/A	4.290% 01/20/2027 DD 10/02/24	359,096	358,423	358,651
GM FINANCIAL AUTOMOBILE 3 A2B	CORP OBLIGATIONS	N/A	VAR RT 01/20/2027 DD 10/02/24	319,197	319,197	319,347
GM FINANCIAL CONSUMER AU 1 A2A	CORP OBLIGATIONS	N/A	4.440% 01/18/2028 DD 01/15/25	195,216	195,197	195,120
GMF CANADA LEASING TRUST	CORP OBLIGATIONS	N/A	5.095% 20-AUG-2029 144A	150,000	108,984	111,476
GOLDMAN SACHS BANK USA/NEW YORK	CORP OBLIGATIONS	N/A	VAR RT 03/18/2027 DD 03/18/24	200,000	200,000	200,486
GOLDMAN SACHS BANK USA/NEW YORK	CORP OBLIGATIONS	N/A	VAR RT 05/21/2027 DD 05/21/24	150,000	150,000	150,425
GOLDMAN SACHS GROUP INC	CORP OBLIGATIONS	N/A	VAR RT 28-FEB-2029 RESTRICTED	150,000	119,052	106,155
GOLDMAN SACHS GROUP INC/THE	CORP OBLIGATIONS	N/A	VAR RT 04/23/2028 DD 04/23/25	250,000	250,000	251,510
GOLDMAN SACHS GROUP INC/THE	CORP OBLIGATIONS	N/A	VAR RT 08/10/2026 DD 08/10/23	100,000	100,000	100,083
GOLDMAN SACHS GROUP INC/THE	CORP OBLIGATIONS	N/A	6.750% 10/01/2037 DD 10/03/07	40,000	42,652	43,254
GOLDMAN SACHS GROUP INC/THE	CORP OBLIGATIONS	N/A	6.250% 02/01/2041 DD 01/28/11	280,000	280,445	299,662
GOLDMAN SACHS GROUP INC/THE	CORP OBLIGATIONS	N/A	4.250% 10/21/2025 DD 10/21/15	30,000	31,333	29,951
GOLDMAN SACHS GROUP INC/THE	CORP OBLIGATIONS	N/A	4.750% 10/21/2045 DD 10/21/15	260,000	217,545	231,803
GOLDMAN SACHS GROUP INC/THE	CORP OBLIGATIONS	N/A	VAR RT 06/05/2028 DD 06/05/17	340,000	343,943	335,087
GOLDMAN SACHS GROUP INC/THE	CORP OBLIGATIONS	N/A	VAR RT 04/23/2029 DD 01/23/18	320,000	320,176	314,650
GOLDMAN SACHS GROUP INC/THE	CORP OBLIGATIONS	N/A	VAR RT 05/01/2029 DD 04/23/18	180,000	177,950	178,965
GOLDMAN SACHS GROUP INC/THE	CORP OBLIGATIONS	N/A	VAR RT 03/09/2027 DD 03/08/21	400,000	400,000	391,344
GOLDMAN SACHS GROUP INC/THE	CORP OBLIGATIONS	N/A	VAR RT 09/10/2027 DD 06/10/21	500,000	500,000	482,570
GOLDMAN SACHS GROUP INC/THE	CORP OBLIGATIONS	N/A	VAR RT 07/21/2032 DD 07/21/21	410,000	404,428	357,971
GOLDMAN SACHS GROUP INC/THE	CORP OBLIGATIONS	N/A	VAR RT 03/15/2028 DD 03/15/22	40,000	40,174	39,440
GOLDMAN SACHS GROUP INC/THE	CORP OBLIGATIONS	N/A	VAR RT 06/15/2027 DD 06/13/22	110,000	110,000	109,832
GOLDMAN SACHS GROUP INC/THE	CORP OBLIGATIONS	N/A	3.500% 11/16/2026 DD 11/16/16	120,000	119,036	118,633
GOLDMAN SACHS GROUP INC/THE	CORP OBLIGATIONS	N/A	5.150% 05/22/2045 DD 05/22/15	120,000	119,811	107,974
GRANITE REIT HOLDINGS LP	CORP OBLIGATIONS	N/A	5.062% 04-JUN-2027	80,000	59,214	58,251
GRAY OAK PIPELINE LLC 144A	CORP OBLIGATIONS	N/A	2.600% 10/15/2025 DD 09/15/20	200,000	195,320	198,680
GREATAMERICA LEASING 1 A2 144A	CORP OBLIGATIONS	N/A	5.320% 08/17/2026 DD 01/31/24	199,006	200,032	199,370
GREATER TORONTO AIRPORTS AUTH	CORP OBLIGATIONS	N/A	3.240% 01-JUN-2037	150,000	116,565	98,276
GREATER TORONTO AIRPORTS AUTH	CORP OBLIGATIONS	N/A	2.730% 03-APR-2029	100,000	75,208	73,121
GREATER TORONTO AIRPORTS AUTH	CORP OBLIGATIONS	N/A	2.750% 17-OCT-2039 SER 2020-1	150,000	104,969	90,455
GREATER TORONTO AIRPORTS AUTH	CORP OBLIGATIONS	N/A	6.980% 15-OCT-2032 MTN	30,000	39,070	26,025
GREYSTONE CRE NOTES FL3 A 144A	CORP OBLIGATIONS	N/A	VAR RT 07/15/2039 DD 08/10/21	184,411	184,411	184,707
GS MORTGAGE SECURITIES A 144A	CORP OBLIGATIONS	N/A	VAR RT 09/15/2031 DD 06/19/18	222,334	222,334	164,675
GS MORTGAGE SECURITIES GC30 AS	CORP OBLIGATIONS	N/A	VAR RT 05/10/2050 DD 05/01/15	9,292	9,292	9,083
GUARDIAN LIFE GLOBAL FUND 144A	CORP OBLIGATIONS	N/A	1.400% 07/06/2027 DD 07/06/20	325,000	324,461	307,496
HALEON US CAPITAL LLC	CORP OBLIGATIONS	N/A	3.625% 03/24/2032 DD 09/24/22	250,000	249,425	233,893
HALEON US CAPITAL LLC 144A	CORP OBLIGATIONS	N/A	3.375% 03/24/2029 DD 03/24/22	125,000	124,091	120,843
HCA INC	CORP OBLIGATIONS	N/A	VAR RT 03/01/2028 DD 02/21/25	100,000	100,000	100,575
HCA INC	CORP OBLIGATIONS	N/A	5.250% 06/15/2026 DD 03/15/16	10,000	10,242	10,014
HCA INC	CORP OBLIGATIONS	N/A	4.500% 02/15/2027 DD 08/15/16	30,000	30,413	30,001
HCA INC	CORP OBLIGATIONS	N/A	5.500% 06/15/2047 DD 06/22/17	160,000	156,800	148,882
HCA INC	CORP OBLIGATIONS	N/A	3.300% 09/01/2030 DD 02/26/20	60,000	57,888	56,743
HCA INC	CORP OBLIGATIONS	N/A	5.200% 06/01/2028 DD 05/04/23	350,000	349,426	357,564
HCA INC	CORP OBLIGATIONS	N/A	5.600% 04/01/2034 DD 02/23/24	380,000	579,101	593,572
HCA INC	CORP OBLIGATIONS	N/A	5.375% 09/01/2026 DD 08/23/18	10,000	10,000	10,050
HCA INC	CORP OBLIGATIONS	N/A	5.625% 09/01/2028 DD 08/23/18	90,000	89,863	92,612
HEALTHPEAK OP LLC	CORP OBLIGATIONS	N/A	2.125% 12/01/2028 DD 11/24/21	300,000	298,194	278,472
HEATHROW FUNDING LTD	CORP OBLIGATIONS	N/A	2.694% 13-OCT-2029 RESTRICTED	200,000	159,388	144,645
HEATHROW FUNDING LTD	CORP OBLIGATIONS	N/A	3.661% 13-JAN-2033 RESTRICTED	250,000	190,090	180,841
HEWLETT PACKARD ENTERPRISE CO	CORP OBLIGATIONS	N/A	4.450% 09/25/2026 DD 09/26/24	425,000	424,983	425,642
HEWLETT PACKARD ENTERPRISE CO	CORP OBLIGATIONS	N/A	4.550% 10/15/2029 DD 09/26/24	385,000	384,592	382,840
HILTON DOMESTIC OPERATING 144A	CORP OBLIGATIONS	N/A	3.625% 02/15/2032 DD 02/02/21	110,000	106,513	99,639
HILTON DOMESTIC OPERATING 144A	CORP OBLIGATIONS	N/A	5.875% 03/15/2033 DD 09/09/24	70,000	70,263	71,317
HILTON GRAND VACATIO AA A 144A	CORP OBLIGATIONS	N/A	2.740% 02/25/2039 DD 06/10/20	151,150	144,744	147,306
HINT 2025-A LLC A 144A	CORP OBLIGATIONS	N/A	5.010% 03/15/2044 DD 03/25/25	382,457	382,418	385,867
HOME DEPOT INC/THE	CORP OBLIGATIONS	N/A	5.150% 06/25/2026 DD 06/25/24	120,000	116,867	121,111
HOME DEPOT INC/THE	CORP OBLIGATIONS	N/A	3.900% 06/15/2047 DD 06/05/17	10,000	10,945	7,888
HOME DEPOT INC/THE	CORP OBLIGATIONS	N/A	3.900% 12/06/2028 DD 12/06/18	10,000	11,919	9,968
HOME DEPOT INC/THE	CORP OBLIGATIONS	N/A	2.500% 04/15/2027 DD 03/30/20	100,000	107,131	97,325
HOME DEPOT INC/THE	CORP OBLIGATIONS	N/A	3.300% 04/15/2040 DD 03/30/20	90,000	95,165	77,668
HOME DEPOT INC/THE	CORP OBLIGATIONS	N/A	3.350% 04/15/2050 DD 03/30/20	110,000	118,530	77,226
HOME DEPOT INC/THE	CORP OBLIGATIONS	N/A	1.375% 03/15/2031 DD 01/07/21	120,000	100,067	101,789
HOME DEPOT INC/THE	CORP OBLIGATIONS	N/A	1.500% 09/15/2028 DD 09/21/21	450,000	448,191	415,809
HOME DEPOT INC/THE	CORP OBLIGATIONS	N/A	3.250% 04/15/2032 DD 03/28/22	120,000	119,377	111,086
HONDA AUTO RECEIVABLES 2.2 A2A	CORP OBLIGATIONS	N/A	4.300% 01/18/2028 DD 05/08/25	500,000	499,956	499,505
HONDA AUTO RECEIVABLES 20 A3	CORP OBLIGATIONS	N/A	4.330% 05/15/2029 DD 10/24/24	725,000	726,897	726,610
HONEYWELL INTERNATIONAL INC	CORP OBLIGATIONS	N/A	1.100% 03/01/2027 DD 08/16/21	200,000	199,956	190,466
HONEYWELL INTERNATIONAL INC	CORP OBLIGATIONS	N/A	5.000% 03/01/2035 DD 03/01/24	190,000	189,286	191,281
HOST HOTELS & RESORTS LP	CORP OBLIGATIONS	N/A	4.500% 02/01/2026 DD 10/14/15	200,000	198,690	199,544

TRUST FOR THE INTERNATIONAL BROTHERHOOD OF
ELECTRICAL WORKERS' PENSION BENEFIT FUND AND SUBSIDIARIES

SCHEDULE OF ASSETS (HELD AT END OF YEAR), CONTINUED

JUNE 30, 2025

Form 5500, Part IV, Schedule H, Line 4f

E.I.N. 53-0088380
Plan No. 001

(c) Description of Investment Including Maturity Date, Rate of Interest							
(a)	(b) Identity of Issuer, Borrower, Lessor, or Similar Party	Description	Collateral	Maturity Date and Rate of Interest	Number of Shares or Par Value	(d) Cost	(e) Current Value
	HP INC 144A	CORP OBLIGATIONS	N/A	2.650% 06/17/2031 DD 06/16/21	175,000	\$ 174,253	\$ 154,658
	HSBC HOLDINGS PLC	CORP OBLIGATIONS	N/A	VAR RT 03/29/2033 DD 03/29/22	200,000	200,000	195,852
	HSBC HOLDINGS PLC	CORP OBLIGATIONS	N/A	VAR RT 05/13/2031 DD 05/13/25	530,000	530,000	539,524
	HIL COMMERCIAL MORT T53 A 144A	CORP OBLIGATIONS	N/A	VAR RT 05/10/2039 DD 04/01/24	200,000	202,563	202,026
	HUMANA INC	CORP OBLIGATIONS	N/A	4.625% 12/01/2042 DD 12/10/12	40,000	39,459	33,225
	HUMANA INC	CORP OBLIGATIONS	N/A	3.950% 03/15/2027 DD 03/16/17	40,000	40,055	39,847
	HUMANA INC	CORP OBLIGATIONS	N/A	2.150% 02/03/2032 DD 08/03/21	30,000	26,578	25,903
	HYDRO ONE INC	CORP OBLIGATIONS	N/A	4.890% 13-MAR-2037 MTN	220,000	226,380	168,001
	HYDRO ONE INC	CORP OBLIGATIONS	N/A	6.930% 01-JUN-2032 MTN	55,000	71,291	47,486
	HYUNDAI AUTO LEASE B A2A 144A	CORP OBLIGATIONS	N/A	4.580% 09/15/2027 DD 04/30/25	300,000	299,984	301,008
	HYUNDAI AUTO RECEIVABLES A A3	CORP OBLIGATIONS	N/A	4.320% 10/15/2029 DD 03/12/25	250,000	249,763	250,936
	HYUNDAI AUTO RECEIVABLES C A3	CORP OBLIGATIONS	N/A	5.540% 10/14/2028 DD 11/13/23	500,000	507,051	505,425
	HYUNDAI CAPITAL AMERICA 144A	CORP OBLIGATIONS	N/A	VAR RT 01/08/2027 DD 01/08/24	130,000	130,000	130,779
	HYUNDAI CAPITAL AMERICA 144A	CORP OBLIGATIONS	N/A	VAR RT 09/24/2027 DD 09/26/24	130,000	130,000	129,565
	HYUNDAI CAPITAL AMERICA 144A	CORP OBLIGATIONS	N/A	2.375% 10/15/2027 DD 09/18/20	175,000	174,953	166,383
	IGM FINANCIAL INC	CORP OBLIGATIONS	N/A	6.000% 10-DEC-2040 DEBS	50,000	52,158	41,411
	IMPAC CMB TRUST SERIES 2 7 1 A1	CORP OBLIGATIONS	N/A	VAR RT 11/25/2034 DD 07/29/04	163,000	157,093	161,092
	INGERSOLL RAND INC	CORP OBLIGATIONS	N/A	5.314% 06/15/2031 DD 05/10/24	300,000	299,976	310,968
	INTACT FINANCIAL CORPORATION	CORP OBLIGATIONS	N/A	VAR RT 30-JUN-2083	200,000	147,637	154,570
	INTEL CORP	CORP OBLIGATIONS	N/A	3.700% 07/29/2025 DD 07/29/15	40,000	39,940	39,669
	INTEL CORP	CORP OBLIGATIONS	N/A	3.734% 12/08/2047 DD 06/08/18	45,000	40,683	30,398
	INTEL CORP	CORP OBLIGATIONS	N/A	4.750% 03/25/2030 DD 03/25/20	30,000	32,784	24,494
	INTEL CORP	CORP OBLIGATIONS	N/A	1.600% 08/12/2028 DD 08/12/21	80,000	79,837	73,503
	INTEL CORP	CORP OBLIGATIONS	N/A	3.050% 08/12/2051 DD 08/12/21	20,000	19,934	11,890
	INTEL CORP	CORP OBLIGATIONS	N/A	5.125% 02/10/2030 DD 02/10/23	80,000	79,977	81,792
	INTEL CORP	CORP OBLIGATIONS	N/A	5.700% 02/10/2053 DD 02/10/23	70,000	65,080	65,239
	INTER PIPELINE LTD	CORP OBLIGATIONS	N/A	3.484% 16-DEC-2026 MTN SER 9	100,000	76,391	73,310
	INTER PIPELINE LTD	CORP OBLIGATIONS	N/A	6.875% 26-MAR-2079	60,000	44,951	45,215
	INTER PIPELINE LTD	CORP OBLIGATIONS	N/A	5.849% 18-MAY-2032	100,000	77,514	78,238
	INTER PIPELINE LTD	CORP OBLIGATIONS	N/A	4.232% 01-JUN-2027 MTN	20,000	17,027	14,820
	INTER PIPELINE LTD	CORP OBLIGATIONS	N/A	3.985% 25-NOV-2031	100,000	78,444	70,810
	INTERNATIONAL BUSINESS MACHINE	CORP OBLIGATIONS	N/A	5.000% 02/15/2039 DD 02/10/25	300,000	299,301	305,850
	INTERPUBLIC GROUP OF COS INC/T	CORP OBLIGATIONS	N/A	5.375% 06/15/2033 DD 06/08/23	365,000	360,438	370,406
	INVESTORS GROUP INC	CORP OBLIGATIONS	N/A	6.650% 13-DEC-2027	100,000	107,122	78,703
	INVESTORS GROUP INC	CORP OBLIGATIONS	N/A	7.450% 09-MAY-2031	30,000	33,068	25,829
	JANE STREET GROUP / JSG F 144A	CORP OBLIGATIONS	N/A	7.125% 04/30/2031 DD 04/24/24	40,000	40,000	42,095
	JANE STREET GROUP / JSG F 144A	CORP OBLIGATIONS	N/A	6.125% 11/01/2032 DD 10/21/24	60,000	59,250	60,563
	JANE STREET GROUP / JSG F 144A	CORP OBLIGATIONS	N/A	6.750% 05/01/2033 DD 04/25/25	30,000	30,600	30,050
	JBS USA HOLDING LUX SARL / JBS	CORP OBLIGATIONS	N/A	6.500% 12/01/2052 DD 06/01/23	150,000	151,937	154,772
	JEFFERIES FINANCIAL GROUP INC	CORP OBLIGATIONS	N/A	2.625% 10/15/2031 DD 10/08/21	350,000	346,766	304,423
	JOHN DEERE CAPITAL CORP	CORP OBLIGATIONS	N/A	VAR RT 07/15/2027 DD 09/06/24	75,000	75,429	75,429
	JOHN DEERE CAPITAL CORP	CORP OBLIGATIONS	N/A	1.050% 06/17/2026 DD 06/17/21	100,000	99,835	97,036
	JOHN DEERE FINANCIAL INC	CORP OBLIGATIONS	N/A	4.630% 04-APR-2029 RESTRICTED	150,000	110,770	114,694
	JOHN DEERE OWNER TRUST 2 C A2B	CORP OBLIGATIONS	N/A	VAR RT 08/14/2027 DD 09/17/24	313,790	313,790	313,899
	JOHNS HOPKINS UNIVERSITY	CORP OBLIGATIONS	N/A	4.705% 07/01/2032 DD 11/23/22	150,000	150,000	150,738
	JOHNSON & JOHNSON	CORP OBLIGATIONS	N/A	3.625% 03/03/2037 DD 03/03/17	90,000	87,567	80,571
	JOHNSON & JOHNSON	CORP OBLIGATIONS	N/A	4.900% 06/01/2031 DD 05/20/24	350,000	349,685	361,855
	JP MORGAN CHASE COM FL7 D 144A	CORP OBLIGATIONS	N/A	VAR RT 05/15/2028 DD 06/30/15	114,920	112,622	94,235
	JP MORGAN CHASE COMMERC JPI 1 A5	CORP OBLIGATIONS	N/A	3.914% 01/15/2049 DD 12/01/15	250,000	246,719	247,813
	JP MORGAN MORTGAG NQM1 A1 144A	CORP OBLIGATIONS	N/A	VAR RT 02/25/2064 DD 12/01/24	171,983	171,981	172,887
	JPMBB COMMERCIAL MORTGA C25 A5	CORP OBLIGATIONS	N/A	4.065% 11/15/2047 DD 11/01/14	460,000	482,864	443,173
	JPMBB COMMERCIAL MORTGA C27 A4	CORP OBLIGATIONS	N/A	3.179% 02/15/2048 DD 02/01/15	14,346	14,777	13,849
	JPMORGAN CHASE & CO	CORP OBLIGATIONS	N/A	VAR RT 03/05/2028 DD 03/05/21	180,000	142,597	129,248
	JPMORGAN CHASE & CO	CORP OBLIGATIONS	N/A	4.125% 12/15/2026 DD 12/09/14	440,000	444,831	439,472
	JPMORGAN CHASE & CO	CORP OBLIGATIONS	N/A	4.250% 10/01/2027 DD 09/25/15	40,000	42,866	40,161
	JPMORGAN CHASE & CO	CORP OBLIGATIONS	N/A	VAR RT 01/23/2029 DD 01/23/18	180,000	180,000	176,308
	JPMORGAN CHASE & CO	CORP OBLIGATIONS	N/A	VAR RT 07/23/2029 DD 07/23/18	120,000	120,000	119,436
	JPMORGAN CHASE & CO	CORP OBLIGATIONS	N/A	VAR RT 12/05/2029 DD 12/05/18	200,000	206,848	200,334
	JPMORGAN CHASE & CO	CORP OBLIGATIONS	N/A	VAR RT 01/29/2027 DD 01/29/19	175,000	175,000	174,535
	JPMORGAN CHASE & CO	CORP OBLIGATIONS	N/A	VAR RT 04/22/2031 DD 04/22/20	90,000	90,000	82,263
	JPMORGAN CHASE & CO	CORP OBLIGATIONS	N/A	VAR RT 04/22/2051 DD 04/22/20	400,000	420,417	269,586
	JPMORGAN CHASE & CO	CORP OBLIGATIONS	N/A	VAR RT 04/22/2032 DD 04/22/21	400,000	404,116	357,092
	JPMORGAN CHASE & CO	CORP OBLIGATIONS	N/A	VAR RT 11/08/2032 DD 11/08/21	150,000	150,000	132,029
	JPMORGAN CHASE & CO	CORP OBLIGATIONS	N/A	VAR RT 01/25/2033 DD 01/25/22	250,000	250,000	224,595
	JPMORGAN CHASE & CO	CORP OBLIGATIONS	N/A	VAR RT 06/14/2030 DD 06/14/22	110,000	110,000	110,471
	JPMORGAN CHASE BANK NA	CORP OBLIGATIONS	N/A	VAR RT 12/08/2026 DD 12/08/23	250,000	250,000	252,048
	JUNIPER NETWORKS INC	CORP OBLIGATIONS	N/A	1.200% 12/10/2025 DD 12/10/20	250,000	226,313	246,053
	KENVUE INC	CORP OBLIGATIONS	N/A	4.900% 03/22/2033 DD 09/22/23	130,000	129,709	131,964
	KEURIG DR PEPPER INC	CORP OBLIGATIONS	N/A	3.920% 04/15/2029 DD 04/22/22	300,000	499,060	491,755
	KEURIG DR PEPPER INC	CORP OBLIGATIONS	N/A	5.200% 03/15/2031 DD 03/07/24	300,000	299,403	309,519
	KEYCORP	CORP OBLIGATIONS	N/A	2.250% 04/06/2027 DD 02/06/20	625,000	624,244	602,625
	KIMCO REALTY OF LLC	CORP OBLIGATIONS	N/A	1.900% 03/01/2028 DD 08/24/20	210,000	209,063	198,729
	KIMCO REALTY OF LLC	CORP OBLIGATIONS	N/A	2.250% 12/01/2031 DD 09/22/21	300,000	298,608	299,548
	KINDER MORGAN INC	CORP OBLIGATIONS	N/A	8.050% 10/15/2030 DD 10/11/00	215,000	230,844	245,091
	KINDER MORGAN INC	CORP OBLIGATIONS	N/A	4.300% 03/01/2028 DD 03/01/18	10,000	10,979	10,007
	KINDER MORGAN INC	CORP OBLIGATIONS	N/A	4.800% 02/01/2033 DD 08/03/22	450,000	449,744	442,814
	KKR GROUP FINANCE CO II L 144A	CORP OBLIGATIONS	N/A	5.500% 02/01/2043 DD 02/01/13	20,000	20,365	19,053
	KREF 2021-FL2 LTD FL2 A 144A	CORP OBLIGATIONS	N/A	VAR RT 02/15/2039 DD 08/16/21	341,786	341,786	341,670
	KROGER CO/THE	CORP OBLIGATIONS	N/A	5.000% 09/15/2034 DD 08/27/24	110,000	109,722	109,216
	LSHARRIS TECHNOLOGIES INC	CORP OBLIGATIONS	N/A	5.054% 04/27/2045 DD 04/27/15	30,000	30,184	28,026
	LABORATORY CORP OF AMERICA HOL	CORP OBLIGATIONS	N/A	1.550% 06/01/2026 DD 05/26/21	280,000	279,812	272,689
	LAD AUTO RECEIVABLE 1A A2 144A	CORP OBLIGATIONS	N/A	4.600% 12/15/2027 DD 02/12/25	200,000	199,993	199,992
	LAD AUTO RECEIVABLE 3A A2 144A	CORP OBLIGATIONS	N/A	4.640% 11/15/2027 DD 10/29/24	211,131	211,117	211,067
	LAS VEGAS SANDS CORP	CORP OBLIGATIONS	N/A	3.900% 08/08/2029 DD 07/31/19	40,000	36,900	38,075
	LAS VEGAS SANDS CORP	CORP OBLIGATIONS	N/A	6.000% 08/15/2029 DD 05/16/24	60,000	59,912	61,661
	LAS VEGAS SANDS CORP	CORP OBLIGATIONS	N/A	5.625% 06/15/2028 DD 05/06/25	70,000	69,948	71,393
	LAS VEGAS SANDS CORP	CORP OBLIGATIONS	N/A	6.000% 06/14/2030 DD 05/06/25	10,000	9,989	10,314
	LEGACY MORTGAGE A RPL1 A1 144A	CORP OBLIGATIONS	N/A	VAR RT 09/25/2059 DD 03/01/20	207,519	215,947	198,552
	LEHMAN BIRTH HLD (RIC) ESCROW	CORP OBLIGATIONS	N/A	0.000% 07/19/2017 DD 07/19/07	20,000	18,503	-
	LEHMAN BIRTH HLD (RIC) ESCROW	CORP OBLIGATIONS	N/A	0.000% 12/28/2017 DD 12/21/07	360,000	359,734	70,473
	LENNAR CORP	CORP OBLIGATIONS	N/A	4.750% 11/29/2027 DD 05/29/18	70,000	66,238	60,298
	LENNAR CORP	CORP OBLIGATIONS	N/A	5.250% 06/01/2026 DD 06/01/18	10,000	9,875	10,020
	LLOYDS BANKING GROUP PLC	CORP OBLIGATIONS	N/A	4.375% 03/22/2028 DD 03/22/18	200,000	199,294	199,724
	LOANPAL SOLAR LOAN 1GS A 144A	CORP OBLIGATIONS	N/A	2.290% 01/20/2048 DD 01/07/21	293,427	293,411	244,542
	LOBLAW COMPANIES LIMITED	CORP OBLIGATIONS	N/A	5.336% 13-SEP-2052	50,000	38,720	38,256
	LOBLAW COMPANIES LTD	CORP OBLIGATIONS	N/A	6.150% 29-JAN-2035 MTN	65,000	65,595	53,024

TRUST FOR THE INTERNATIONAL BROTHERHOOD OF ELECTRICAL WORKERS' PENSION BENEFIT FUND AND SUBSIDIARIES

SCHEDULE OF ASSETS (HELD AT END OF YEAR), CONTINUED

JUNE 30, 2025

Form 5500, Part IV, Schedule H, Line 4i

E.I.N. 53-0088380
Plan No. 001

(c) Description of Investment Including Maturity Date, Rate of Interest							
(a)	(b) Identity of Issuer, Borrower, Lessor, or Similar Party	Description	Collateral	Maturity Date and Rate of Interest	Number of Shares or Par Value	(d) Cost	(e) Current Value
	LOBLAW COMPANIES LTD	CORP OBLIGATIONS	N/A	7.000% 07-JUN-2040 MTN	100,000	100,812	85,338
	LOCKHEED MARTIN CORP	CORP OBLIGATIONS	N/A	3.900% 06/15/2032 DD 05/05/22	50,000	49,956	48,143
	LOCKHEED MARTIN CORP	CORP OBLIGATIONS	N/A	4.150% 06/15/2033 DD 05/05/22	270,000	268,142	214,653
	LOCKHEED MARTIN CORP	CORP OBLIGATIONS	N/A	5.200% 02/15/2064 DD 01/29/24	40,000	41,091	36,996
	LONG BEACH MORTGAGE LOAN 4 AVI	CORP OBLIGATIONS	N/A	VAR RT 08/25/2033 DD 07/10/03	115,648	113,497	114,502
	LOWE'S COS INC	CORP OBLIGATIONS	N/A	4.500% 04/15/2030 DD 03/26/20	40,000	39,807	40,300
	MACQUARIE BANK LTD 144A	CORP OBLIGATIONS	N/A	VAR RT 12/07/2026 DD 12/07/23	45,000	45,000	45,424
	MACQUARIE BANK LTD 144A	CORP OBLIGATIONS	N/A	VAR RT 07/02/2027 DD 07/02/24	75,000	75,000	75,548
	MANUFACTURERS & TRADERS TRUST	CORP OBLIGATIONS	N/A	VAR RT 07/06/2028 DD 06/17/25	250,000	250,000	251,715
	MANULIFE BANK OF CANADA	CORP OBLIGATIONS	N/A	1.536% 14-SEP-2026	150,000	117,878	108,149
	MANULIFE FINANCIAL CORP	CORP OBLIGATIONS	N/A	7.117% 19-JUN-2062	150,000	119,526	114,049
	MARS INC 144A	CORP OBLIGATIONS	N/A	4.450% 03/01/2027 DD 03/12/25	80,000	79,928	80,276
	MARSH & MCLENNAN COS INC	CORP OBLIGATIONS	N/A	VAR RT 11/08/2027 DD 11/08/24	85,000	85,000	85,196
	MARSH & MCLENNAN COS INC	CORP OBLIGATIONS	N/A	4.850% 11/15/2031 DD 11/08/24	525,000	524,591	533,169
	MASTERCARD INC	CORP OBLIGATIONS	N/A	3.850% 03/26/2050 DD 03/26/20	110,000	136,857	86,956
	MBARC CREDIT CANADA INC	CORP OBLIGATIONS	N/A	5.125% 15-JAN-2030 144A	110,000	81,696	81,454
	MCDONALD'S CORP	CORP OBLIGATIONS	N/A	3.700% 01/30/2026 DD 12/09/15	300,000	299,028	298,734
	MCDONALD'S CORP	CORP OBLIGATIONS	N/A	3.500% 03/01/2027 DD 03/09/17	20,000	22,048	19,768
	MCDONALD'S CORP	CORP OBLIGATIONS	N/A	3.625% 09/01/2049 DD 08/12/19	50,000	55,859	36,333
	MCDONALD'S CORP	CORP OBLIGATIONS	N/A	4.200% 04/01/2050 DD 03/27/20	320,000	373,081	234,376
	MCDONALD'S CORPORATION	CORP OBLIGATIONS	N/A	4.857% 21-MAY-2031 RESTRICTED	175,000	128,447	135,072
	MCGILL UNIV HEALTH CENTRE	CORP OBLIGATIONS	N/A	5.360% 31-DEC-2043	200,000	217,529	156,740
	MEDSTAR HEALTH INC	CORP OBLIGATIONS	N/A	2.905% 08/15/2031 DD 01/16/20	200,000	200,000	190,544
	MERCEDES-BENZ AUTO LEASE A A3	CORP OBLIGATIONS	N/A	4.610% 04/16/2029 DD 05/21/25	200,000	299,963	303,369
	MERCEDES-BENZ AUTO LEASE B A2B	CORP OBLIGATIONS	N/A	VAR RT 12/15/2026 DD 09/25/24	225,298	225,298	225,260
	MERCEDES-BENZ FINANCE NOR 144A	CORP OBLIGATIONS	N/A	VAR RT 07/31/2026 DD 08/01/24	150,000	150,000	150,500
	MERCEDES-BENZ FINANCE NOR 144A	CORP OBLIGATIONS	N/A	1.450% 03/02/2026 DD 03/02/21	350,000	349,563	343,032
	MERCK & CO INC	CORP OBLIGATIONS	N/A	1.450% 06/24/2030 DD 06/24/20	60,000	59,485	52,474
	MERCK & CO INC	CORP OBLIGATIONS	N/A	4.300% 05/17/2030 DD 05/17/23	150,000	149,820	150,903
	META PLATFORMS INC	CORP OBLIGATIONS	N/A	4.300% 08/15/2029 DD 08/09/24	300,000	299,421	302,658
	META PLATFORMS INC	CORP OBLIGATIONS	N/A	4.750% 08/15/2034 DD 08/09/24	190,000	189,639	190,834
	MELLIE INC	CORP OBLIGATIONS	N/A	6.400% 12/15/2066 DD 12/21/06	150,000	158,770	156,654
	MFI 2022-FL8 LTD FL8 A 144A	CORP OBLIGATIONS	N/A	VAR RT 02/19/2037 DD 01/20/22	218,454	215,108	218,780
	MHC COMMERCIAL MORT MHC A 144A	CORP OBLIGATIONS	N/A	VAR RT 04/15/2038 DD 04/22/21	30,848	30,492	30,848
	MHC TRUST 2021-MHC MHC2 D 144A	CORP OBLIGATIONS	N/A	VAR RT 05/15/2038 DD 05/27/21	328,000	328,000	328,000
	MICRON TECHNOLOGY INC	CORP OBLIGATIONS	N/A	5.875% 02/09/2033 DD 02/09/23	50,000	48,888	52,074
	MICRON TECHNOLOGY INC	CORP OBLIGATIONS	N/A	5.300% 01/15/2031 DD 01/12/24	90,000	89,937	92,156
	MICRON TECHNOLOGY INC	CORP OBLIGATIONS	N/A	6.050% 11/01/2035 DD 04/29/25	120,000	119,880	125,623
	MICROSOFT CORP	CORP OBLIGATIONS	N/A	3.450% 08/08/2036 DD 08/08/16	5,000	4,979	4,492
	MICROSOFT CORP	CORP OBLIGATIONS	N/A	2.921% 03/17/2052 DD 03/17/21	12,000	11,790	7,958
	MOLSON COORS INTERNATIONAL LP	CORP OBLIGATIONS	N/A	3.440% 15-JUL-2026	200,000	153,417	146,719
	MORGAN STANLEY	CORP OBLIGATIONS	N/A	VAR RT 08/04/2027 DD 08/04/21	140,000	142,477	101,158
	MORGAN STANLEY	CORP OBLIGATIONS	N/A	VAR RT 01/24/2029 DD 01/23/18	200,000	199,464	196,922
	MORGAN STANLEY	CORP OBLIGATIONS	N/A	VAR RT 01/23/2030 DD 01/23/19	10,000	10,000	9,986
	MORGAN STANLEY	CORP OBLIGATIONS	N/A	VAR RT 01/22/2031 DD 01/22/20	230,000	230,000	212,023
	MORGAN STANLEY	CORP OBLIGATIONS	N/A	VAR RT 07/20/2027 DD 07/20/21	350,000	350,000	339,388
	MORGAN STANLEY	CORP OBLIGATIONS	N/A	VAR RT 10/20/2032 DD 10/19/21	470,000	473,348	411,457
	MORGAN STANLEY	CORP OBLIGATIONS	N/A	VAR RT 11/01/2029 DD 11/01/23	250,000	250,000	264,740
	MORGAN STANLEY	CORP OBLIGATIONS	N/A	VAR RT 01/18/2035 DD 01/18/24	50,000	51,694	51,108
	MORGAN STANLEY	CORP OBLIGATIONS	N/A	VAR RT 04/18/2030 DD 04/19/24	300,000	300,000	311,622
	MORGAN STANLEY	CORP OBLIGATIONS	N/A	VAR RT 07/19/2035 DD 07/19/24	270,000	277,370	273,370
	MORGAN STANLEY	CORP OBLIGATIONS	N/A	VAR RT 04/17/2036 DD 04/17/25	60,000	60,000	62,174
	MORGAN STANLEY	CORP OBLIGATIONS	N/A	3.950% 04/23/2027 DD 04/23/15	60,000	59,784	59,619
	MORGAN STANLEY BANK NA	CORP OBLIGATIONS	N/A	VAR RT 10/30/2026 DD 11/01/23	250,000	250,000	251,655
	MORGAN STANLEY BANK NA	CORP OBLIGATIONS	N/A	VAR RT 10/15/2027 DD 10/18/24	250,000	250,000	250,135
	MORGAN STANLEY BANK OF C22 AS	CORP OBLIGATIONS	N/A	3.641% 04/15/2048 DD 04/01/15	260,000	267,791	252,855
	MOUNTAIN VIEW CLO 1A A1R 144A	CORP OBLIGATIONS	N/A	VAR RT 04/15/2034 DD 04/15/24	170,000	170,000	170,263
	MPLX LP	CORP OBLIGATIONS	N/A	4.500% 04/15/2038 DD 02/08/18	180,000	173,538	159,116
	MPLX LP	CORP OBLIGATIONS	N/A	4.000% 03/15/2028 DD 02/08/18	210,000	210,108	207,908
	MPLX LP	CORP OBLIGATIONS	N/A	4.800% 02/15/2029 DD 11/15/18	10,000	10,044	10,096
	MSPWF COMMERCIAL MORTGAGE 2 AS	CORP OBLIGATIONS	N/A	VAR RT 12/15/2056 DD 12/01/23	260,000	267,790	278,470
	MUSKRAT FALLS/LABRADOR	CORP OBLIGATIONS	N/A	3.830% 01-JUN-2037 BDS SER B	430,000	395,588	308,950
	MWV 2023-1 LLC 1A A 144A	CORP OBLIGATIONS	N/A	4.930% 10/20/2040 DD 04/13/23	663,218	664,384	668,086
	NATIONAL BANK OF CANADA	CORP OBLIGATIONS	N/A	VAR RT 07/02/2027 DD 07/03/24	250,000	250,000	250,543
	NATIONAL BANK OF CANADA	CORP OBLIGATIONS	N/A	VAR RT 15-FEB-2035 MTN	150,000	104,441	110,769
	NATIONAL BANK OF CANADA	CORP OBLIGATIONS	N/A	VAR RT 08/16/2032 DD 07/25/22	150,000	116,251	114,243
	NATIONAL RURAL UTILITIES COOPE	CORP OBLIGATIONS	N/A	VAR RT 09/16/2027 DD 09/16/24	200,000	200,000	200,692
	NATIONAL RURAL UTILITIES COOPE	CORP OBLIGATIONS	N/A	4.800% 02/05/2027 DD 02/05/24	550,000	549,835	554,879
	NAVISTAR FINANCIAL DE 1 A 144A	CORP OBLIGATIONS	N/A	3.844% 08/15/2036 DD 08/01/19	380,000	391,398	330,045
	NAVISTAR FINANCIAL DE 1 A 144A	CORP OBLIGATIONS	N/A	6.180% 08/25/2028 DD 09/20/23	400,000	405,781	400,496
	NEINEL STUDENT LOA A APT2 144A	CORP OBLIGATIONS	N/A	1.360% 04/20/2062 DD 05/20/21	412,836	381,180	388,240
	NEUBERGER BERMAN L 49A AR 144A	CORP OBLIGATIONS	N/A	VAR RT 07/25/2035 DD 07/25/24	250,000	250,000	249,991
	NEW RESIDENTIAL M NQMG 21 144A	CORP OBLIGATIONS	N/A	VAR RT 03/27/2062 DD 02/01/22	205,242	189,015	193,221
	NEW RESIDENTIAL M NQMG 41 144A	CORP OBLIGATIONS	N/A	VAR RT 04/25/2062 DD 06/01/22	192,614	191,964	193,469
	NEW YORK LIFE GLOBAL FUND 144A	CORP OBLIGATIONS	N/A	5.450% 09/18/2026 DD 09/19/23	140,000	139,973	142,052
	NEW YORK LIFE GLOBAL FUND 144A	CORP OBLIGATIONS	N/A	VAR RT 08/28/2026 DD 08/29/24	55,000	55,000	55,165
	NEW YORK LIFE GLOBAL FUND 144A	CORP OBLIGATIONS	N/A	1.150% 06/09/2026 DD 06/09/21	500,000	499,515	485,455
	NEWMONT CORP	CORP OBLIGATIONS	N/A	2.250% 10/01/2030 DD 03/18/20	200,000	198,216	180,522
	NEXTERA ENERGY CAPITAL HOLDING	CORP OBLIGATIONS	N/A	4.950% 01/29/2026 DD 01/31/24	205,000	204,908	205,543
	NEXTERA ENERGY CAPITAL HOLDING	CORP OBLIGATIONS	N/A	VAR RT 02/04/2028 DD 02/04/25	105,000	105,000	105,512
	NEXTERA ENERGY CAPITAL HOLDING	CORP OBLIGATIONS	N/A	2.250% 06/01/2030 DD 05/12/20	500,000	499,815	450,255
	NEXTERA ENERGY CAPITAL HOLDING	CORP OBLIGATIONS	N/A	5.300% 03/15/2032 DD 02/04/25	150,000	149,978	154,505
	NIKE INC	CORP OBLIGATIONS	N/A	3.375% 03/27/2050 DD 03/27/20	100,000	111,400	70,960
	NISOURCE INC	CORP OBLIGATIONS	N/A	5.250% 03/30/2028 DD 03/24/23	300,000	300,840	307,065
	NISSAN AUTO LEASE TRUST 2 A A3	CORP OBLIGATIONS	N/A	4.750% 03/15/2028 DD 01/22/25	400,000	399,994	404,456
	NISSAN AUTO RECEIVABLES 2 B A3	CORP OBLIGATIONS	N/A	4.340% 03/15/2029 DD 10/23/24	375,000	374,965	375,784
	NJ TRUST 2023-03P A 144A	CORP OBLIGATIONS	N/A	VAR RT 01/04/2029 DD 12/01/23	200,000	202,464	210,320
	NORTH WEST REDWTR PARTNERSHIP	CORP OBLIGATIONS	N/A	3.700% 23-FEB-2043 RESTRICTED	150,000	122,074	95,801
	NORTH WEST REDWTR PARTNERSHIP	CORP OBLIGATIONS	N/A	2.800% 01-JUN-2031 RESTRICTED	150,000	121,352	104,148
	NORTHERN COURIER PIPELINE LTD	CORP OBLIGATIONS	N/A	3.365% 30-JUN-2042 144A	105,647	80,548	73,032
	NORTHROP GRUMMAN CORP	CORP OBLIGATIONS	N/A	5.250% 05/01/2050 DD 03/23/20	340,000	488,131	318,855
	NORTHWESTERN MUTUAL GLOBA 144A	CORP OBLIGATIONS	N/A	1.700% 06/01/2028 DD 06/01/21	425,000	424,609	396,623
	NOUVELLE AUTOKURITE 30	CORP OBLIGATIONS	N/A	3.742% 31-DEC-2032 RESTRICTED	115,973	89,161	83,622
	NOVA SCOTIA POWER INC	CORP OBLIGATIONS	N/A	5.670% 14-NOV-2035 MTN	75,000	85,301	59,329

**TRUST FOR THE INTERNATIONAL BROTHERHOOD OF
ELECTRICAL WORKERS' PENSION BENEFIT FUND AND SUBSIDIARIES**

SCHEDULE OF ASSETS (HELD AT END OF YEAR), CONTINUED

JUNE 30, 2025

Form 5500, Part IV, Schedule H, Line 4i

E.I.N. 53-0088380
Plan No. 001

(c) Description of Investment Including Maturity Date, Rate of Interest							
(a)	(b) Identity of Issuer, Borrower, Lessor, or Similar Party	Description	Collateral	Maturity Date and Rate of Interest	Number of Shares or Par Value	(d) Cost	(e) Current Value
	NRTH 2024-PARK MOR PARK A 144A	CORP OBLIGATIONS	N/A	VAR RT 03/15/2039 DD 03/15/24	270,000	\$ 269,325	\$ 270,167
	NVIDIA CORP	CORP OBLIGATIONS	N/A	3.700% 04/01/2040 DD 03/31/20	80,000	86,817	58,909
	NYCT TRUST 2024-3E 3ELV A 144A	CORP OBLIGATIONS	N/A	VAR RT 08/15/2029 DD 08/08/24	140,000	139,650	140,739
	OBX 2021-NQM4 TRU NQM4 A1 144A	CORP OBLIGATIONS	N/A	VAR RT 10/25/2061 DD 11/01/21	338,637	338,632	287,056
	OBX 2022-NQM6 TRU NQM6 A1 144A	CORP OBLIGATIONS	N/A	VAR RT 07/25/2062 DD 06/01/22	328,101	324,577	328,350
	OBX 2024-NQM11 T NQM11 A1 144A	CORP OBLIGATIONS	N/A	VAR RT 06/25/2064 DD 07/01/24	234,125	242,959	235,363
	OBX 2024-NQM12 T NQM12 A1 144A	CORP OBLIGATIONS	N/A	VAR RT 07/25/2064 DD 08/01/24	166,799	166,486	166,785
	OBX 2024-NQM14 T NQM14 A1 144A	CORP OBLIGATIONS	N/A	VAR RT 09/25/2064 DD 09/01/24	84,619	84,619	84,124
	OBX 2024-NQM15 T NQM15 A1 144A	CORP OBLIGATIONS	N/A	VAR RT 10/25/2064 DD 10/01/24	86,242	86,242	86,073
	OBX 2024-NQM16 T NQM16 A1 144A	CORP OBLIGATIONS	N/A	VAR RT 10/25/2064 DD 10/01/24	168,083	168,083	168,276
	OBX 2024-NQM17 T NQM17 A1 144A	CORP OBLIGATIONS	N/A	VAR RT 11/25/2064 DD 11/01/24	182,623	182,622	183,110
	OBX 2025-NQM1 TRU NQM1 A1 144A	CORP OBLIGATIONS	N/A	VAR RT 12/25/2064 DD 12/01/24	91,897	91,895	92,211
	OBX 2025-NQM6 TRU NQM6 A1 144A	CORP OBLIGATIONS	N/A	VAR RT 03/25/2065 DD 03/01/25	190,227	188,965	190,961
	OCCIDENTAL PETROLEUM CORP	CORP OBLIGATIONS	N/A	3.400% 04/15/2026 DD 04/04/16	100,000	99,772	98,655
	OCCIDENTAL PETROLEUM CORP	CORP OBLIGATIONS	N/A	4.400% 04/15/2046 DD 04/04/16	20,000	19,821	14,669
	OCCIDENTAL PETROLEUM CORP	CORP OBLIGATIONS	N/A	3.000% 02/15/2027 DD 11/07/16	70,000	69,797	68,004
	OCCIDENTAL PETROLEUM CORP	CORP OBLIGATIONS	N/A	4.200% 03/15/2048 DD 03/02/18	10,000	9,693	6,802
	OCCIDENTAL PETROLEUM CORP	CORP OBLIGATIONS	N/A	6.450% 09/15/2036 DD 09/15/19	200,000	257,938	204,430
	OCCIDENTAL PETROLEUM CORP	CORP OBLIGATIONS	N/A	5.375% 01/01/2032 DD 07/26/24	295,000	294,870	292,513
	OCP 3A 144A	CORP OBLIGATIONS	N/A	3.750% 06/23/2031 DD 06/23/21	200,000	198,730	179,178
	OCTAGON 66 LTD 1A AIR 144A	CORP OBLIGATIONS	N/A	VAR RT 11/16/2036 DD 11/16/23	120,000	120,270	120,253
	OGLETHORPE POWER CORP	CORP OBLIGATIONS	N/A	5.900% 02/01/2055 DD 01/27/25	110,000	107,975	108,219
	OMERS FINANCE TRUST	CORP OBLIGATIONS	N/A	1.550% 21-APR-2027 144A	250,000	176,816	179,133
	ONCOR ELECTRIC DELIVERY C 144A	CORP OBLIGATIONS	N/A	5.800% 04/01/2055 DD 03/20/25	70,000	69,959	70,400
	ONEOK INC	CORP OBLIGATIONS	N/A	2.200% 09/15/2025 DD 03/10/20	250,000	232,890	248,495
	ONEOK INC	CORP OBLIGATIONS	N/A	5.550% 11/01/2026 DD 08/24/23	50,000	49,943	50,685
	ONEOK INC	CORP OBLIGATIONS	N/A	5.800% 11/01/2030 DD 08/24/23	70,000	69,864	73,261
	ONEOK INC	CORP OBLIGATIONS	N/A	6.625% 09/01/2053 DD 08/24/23	70,000	69,655	72,806
	ONNI COMMERCIAL MOR APT A 144A	CORP OBLIGATIONS	N/A	VAR RT 07/15/2039 DD 07/01/24	360,000	352,685	367,859
	ONTARIO POWER GENERATION INC	CORP OBLIGATIONS	N/A	3.651% 13-SEP-2030 MTN SER 5	40,000	30,451	24,276
	ORACLE CORP	CORP OBLIGATIONS	N/A	2.950% 04/01/2030 DD 04/01/20	10,000	9,103	9,328
	ORACLE CORP	CORP OBLIGATIONS	N/A	3.600% 04/01/2030 DD 04/01/20	50,000	35,570	34,965
	ORACLE CORP	CORP OBLIGATIONS	N/A	2.875% 03/25/2031 DD 03/24/21	240,000	240,785	218,808
	ORACLE CORP	CORP OBLIGATIONS	N/A	4.650% 05/06/2030 DD 02/06/23	80,000	79,746	80,718
	ORACLE CORP	CORP OBLIGATIONS	N/A	5.375% 09/27/2054 DD 09/27/24	160,000	159,550	146,498
	ORBIA ADVANCE CORP SAB DE 144A	CORP OBLIGATIONS	N/A	2.875% 05/11/2031 DD 05/11/21	300,000	296,448	252,933
	OTTAWA HOSPITAL (THE)	CORP OBLIGATIONS	N/A	4.638% 14-JUN-2063 RESTRICTED	150,000	112,196	106,197
	OWL ROCK CLO III LT 3A AR 144A	CORP OBLIGATIONS	N/A	VAR RT 04/20/2036 DD 04/11/24	290,000	290,000	291,777
	PACIFIC GAS AND ELECTRIC CO	CORP OBLIGATIONS	N/A	2.100% 08/01/2027 DD 06/19/20	40,000	40,029	37,879
	PACIFIC GAS AND ELECTRIC CO	CORP OBLIGATIONS	N/A	2.500% 02/01/2031 DD 06/19/20	50,000	49,948	43,390
	PACIFIC GAS AND ELECTRIC CO	CORP OBLIGATIONS	N/A	3.500% 08/01/2030 DD 06/19/20	20,000	19,874	12,844
	PACIFIC GAS AND ELECTRIC CO	CORP OBLIGATIONS	N/A	5.450% 06/15/2027 DD 06/08/22	270,000	269,528	273,127
	PACIFICORP	CORP OBLIGATIONS	N/A	5.450% 02/15/2034 DD 01/05/24	250,000	249,553	253,560
	PALMER SQUARE LOAN 3A A1 144A	CORP OBLIGATIONS	N/A	VAR RT 08/08/2032 DD 06/14/24	195,590	195,590	195,581
	PARK BLUE CLO 2022 2A AIR 144A	CORP OBLIGATIONS	N/A	VAR RT 07/20/2037 DD 07/22/24	110,000	109,340	110,235
	PAYPAL HOLDINGS INC	CORP OBLIGATIONS	N/A	5.150% 06/01/2034 DD 05/28/24	90,000	92,854	91,240
	PAYPAL HOLDINGS INC	CORP OBLIGATIONS	N/A	4.450% 03/06/2028 DD 03/06/25	410,000	409,820	413,292
	PEMBINA PIPELINE CORP	CORP OBLIGATIONS	N/A	4.750% 26-MAR-2048 MTN SER 11	100,000	84,240	67,817
	PEMBINA PIPELINE CORP	CORP OBLIGATIONS	N/A	3.710% 11-AUG-2026 MTN SER 7	180,000	137,292	132,416
	PEMBINA PIPELINE CORP	CORP OBLIGATIONS	N/A	4.750% 30-APR-2043 MTN SER 3	10,000	7,855	6,873
	PENSKE TRUCK LEASING CO L1 144A	CORP OBLIGATIONS	N/A	4.000% 07/15/2025 DD 04/08/20	150,000	144,449	149,966
	PENSKE TRUCK LEASING CO L1 144A	CORP OBLIGATIONS	N/A	5.350% 01/12/2027 DD 01/12/24	40,000	39,974	40,452
	PEPSICO INC	CORP OBLIGATIONS	N/A	4.800% 07/17/2034 DD 07/17/24	300,000	299,223	302,001
	PERMIAN RESOURCES OPERATI 144A	CORP OBLIGATIONS	N/A	6.250% 02/01/2033 DD 08/05/24	20,000	19,525	20,184
	PETROBRAS GLOBAL FINANCE BV	CORP OBLIGATIONS	N/A	6.850% 06/05/2115 DD 06/05/15	100,000	101,900	88,995
	PETROLEOS MEXICANOS	CORP OBLIGATIONS	N/A	4.875% 08/04/2026 DD 08/04/16	100,000	99,815	99,986
	PFIZER INC	CORP OBLIGATIONS	N/A	2.625% 04/01/2030 DD 03/27/20	90,000	92,463	83,766
	PFIZER INC	CORP OBLIGATIONS	N/A	1.700% 05/28/2030 DD 05/28/20	90,000	89,929	79,698
	PFIZER INVESTMENT ENTERPRISES	CORP OBLIGATIONS	N/A	4.750% 05/19/2033 DD 05/19/23	400,000	399,400	399,272
	PFZ 2024-11 LTD 11 A 144A	CORP OBLIGATIONS	N/A	VAR RT 09/11/2039 DD 08/05/24	105,762	105,497	106,007
	PHILIP MORRIS INTERNATIONAL IN	CORP OBLIGATIONS	N/A	4.500% 03/20/2042 DD 03/20/15	20,000	19,511	17,637
	PHILIP MORRIS INTERNATIONAL IN	CORP OBLIGATIONS	N/A	2.100% 05/01/2030 DD 05/01/20	50,000	49,692	45,031
	PHILIP MORRIS INTERNATIONAL IN	CORP OBLIGATIONS	N/A	5.125% 02/15/2030 DD 02/15/23	860,000	857,928	884,725
	PHILIP MORRIS INTERNATIONAL IN	CORP OBLIGATIONS	N/A	4.875% 02/13/2029 DD 02/13/24	60,000	59,442	61,045
	PHILIP MORRIS INTERNATIONAL IN	CORP OBLIGATIONS	N/A	5.125% 02/13/2031 DD 02/13/24	20,000	19,785	20,544
	PHILIP MORRIS INTERNATIONAL IN	CORP OBLIGATIONS	N/A	5.250% 02/13/2034 DD 02/13/24	100,000	98,955	101,988
	PIONEER NATURAL RESOURCES CO	CORP OBLIGATIONS	N/A	1.900% 08/15/2030 DD 08/11/20	70,000	58,833	62,027
	PIONEER NATURAL RESOURCES CO	CORP OBLIGATIONS	N/A	2.150% 01/15/2031 DD 01/29/21	130,000	124,014	115,434
	PIONEER NATURAL RESOURCES CO	CORP OBLIGATIONS	N/A	1.125% 01/15/2026 DD 01/29/21	20,000	19,996	19,601
	PNC BANK NA	CORP OBLIGATIONS	N/A	VAR RT 01/15/2027 DD 12/02/24	250,000	250,000	250,068
	PNC BANK NA	CORP OBLIGATIONS	N/A	VAR RT 01/15/2027 DD 12/02/24	250,000	250,000	250,395
	PNC BANK NA	CORP OBLIGATIONS	N/A	VAR RT 05/15/2027 DD 05/13/25	250,000	250,000	250,123
	PNC FINANCIAL SERVICES GROUP I	CORP OBLIGATIONS	N/A	VAR RT 12/02/2028 DD 12/02/22	300,000	300,000	307,218
	PNC FINANCIAL SERVICES GROUP I	CORP OBLIGATIONS	N/A	VAR RT 06/12/2029 DD 06/12/23	180,000	180,000	186,383
	PNC FINANCIAL SERVICES GROUP I	CORP OBLIGATIONS	N/A	VAR RT 07/23/2027 DD 07/23/24	200,000	200,000	201,502
	PORSCHE INNOVATIVE 2A A2B 144A	CORP OBLIGATIONS	N/A	VAR RT 12/21/2026 DD 10/09/24	131,407	131,407	131,458
	POWER CORP OF CANADA	CORP OBLIGATIONS	N/A	4.810% 31-JAN-2047 DEB	75,000	57,556	55,076
	PRIME SECURITY SERVICES B 144A	CORP OBLIGATIONS	N/A	5.750% 04/15/2026 DD 04/04/19	38,000	38,760	38,199
	PRINCIPAL LIFE GLOBAL FUN 144A	CORP OBLIGATIONS	N/A	5.000% 01/16/2027 DD 01/16/24	40,000	39,984	40,434
	PROLOGIS LP	CORP OBLIGATIONS	N/A	4.200% 15-FEB-2033 RESTRICTED	100,000	69,271	73,564
	PROLOGIS LP	CORP OBLIGATIONS	N/A	2.250% 04/15/2030 DD 02/18/20	325,000	322,826	295,393
	PROLOGIS LP	CORP OBLIGATIONS	N/A	2.125% 04/15/2027 DD 02/18/20	325,000	324,457	314,074
	PROSIS NV 144A	CORP OBLIGATIONS	N/A	3.061% 07/13/2031 DD 07/13/21	780,000	772,900	690,713
	PROTECTIVE LIFE GLOBAL FU 144A	CORP OBLIGATIONS	N/A	4.992% 01/12/2027 DD 01/12/24	150,000	150,000	151,416
	PUBLIC SERVICE CO OF NEW HAMPSH	CORP OBLIGATIONS	N/A	4.400% 07/01/2028 DD 06/24/25	375,000	374,640	376,920
	PUBLIC SERVICE ELECTRIC AND GA	CORP OBLIGATIONS	N/A	5.200% 03/01/2034 DD 03/01/24	300,000	299,907	307,287
	PUBLIC STORAGE OPERATING CO	CORP OBLIGATIONS	N/A	VAR RT 07/23/2025 DD 07/26/23	40,000	40,000	40,011
	PUBLIC STORAGE OPERATING CO	CORP OBLIGATIONS	N/A	VAR RT 04/16/2027 DD 04/16/24	100,000	100,000	100,360
	PUBLIC STORAGE OPERATING CO	CORP OBLIGATIONS	N/A	1.500% 11/09/2026 DD 11/09/21	240,000	239,633	231,691
	QUALCOMM INC	CORP OBLIGATIONS	N/A	5.000% 05/20/2035 DD 05/21/25	130,000	128,761	130,928
	QUIKRETE HOLDINGS INC 144A	CORP OBLIGATIONS	N/A	6.375% 03/01/2032 DD 02/10/25	110,000	110,000	113,281
	REALTY INCOME CORP	CORP OBLIGATIONS	N/A	2.100% 02/15/2028 DD 09/15/23	350,000	341,397	331,370
	REGENCY CENTERS LP	CORP OBLIGATIONS	N/A	5.250% 01/15/2034 DD 01/18/24	300,000	298,851	304,449
	RELIANCE INDUSTRIES LTD 144A	CORP OBLIGATIONS	N/A	3.625% 01/12/2052 DD 01/12/22	260,000	253,045	179,166
	RELIANCE LP	CORP OBLIGATIONS	N/A	2.680% 01-DEC-2027 RESTRICTED	220,000	172,244	158,321
	RELIANCE LP	CORP OBLIGATIONS	N/A	3.750% 15-MAR-2026 RESTRICTED	150,000	112,283	110,248

TRUST FOR THE INTERNATIONAL BROTHERHOOD OF ELECTRICAL WORKERS' PENSION BENEFIT FUND AND SUBSIDIARIES

SCHEDULE OF ASSETS (HELD AT END OF YEAR), CONTINUED

JUNE 30, 2025

Form 5500, Part IV, Schedule H, Line 4i

E.I.N. 53-0088380
Plan No. 001

(c) Description of Investment Including Maturity Date, Rate of Interest							
(a)	(b) Identity of Issuer, Borrower, Lessor, or Similar Party	Description	Collateral	Maturity Date and Rate of Interest	Number of Shares or Par Value	(d) Cost	(e) Current Value
	RELJANCE LP	CORP OBLIGATIONS	N/A	4.390% 16-APR-2032	100,000	\$ 69,487	\$ 73,163
	REYNOLDS AMERICAN INC	CORP OBLIGATIONS	N/A	6.150% 09/15/2043 DD 09/17/13	70,000	77,097	70,868
	REYNOLDS AMERICAN INC	CORP OBLIGATIONS	N/A	5.850% 08/15/2045 DD 06/12/15	10,000	10,637	9,662
	RIO TINTO FINANCE USA PLC	CORP OBLIGATIONS	N/A	VAR RT 03/14/2028 DD 03/14/25	105,000	105,000	105,599
	RIOCAN REIT	CORP OBLIGATIONS	N/A	5.962% 01-OCT-2029 RSTD	150,000	114,045	117,721
	RIOCAN REIT	CORP OBLIGATIONS	N/A	5.470% 01-MAR-2030	170,000	125,915	131,337
	ROCKFORD TOWER CLO 2A RP 144A	CORP OBLIGATIONS	N/A	VAR RT 08/20/2033 DD 10/04/24	297,610	297,610	297,813
	ROGERS COMMUNICATIONS INC	CORP OBLIGATIONS	N/A	4.400% 02-NOV-2028 SR NT	50,000	37,964	37,575
	ROGERS COMMUNICATIONS INC	CORP OBLIGATIONS	N/A	6.750% 09-NOV-2039 SR NT	100,000	104,813	84,902
	ROGERS COMMUNICATIONS INC	CORP OBLIGATIONS	N/A	6.110% 25-AUG-2040 SR NT3	150,000	164,229	119,884
	ROGERS COMMUNICATIONS INC	CORP OBLIGATIONS	N/A	5.300% 02/15/2034 DD 02/09/24	130,000	128,115	130,182
	ROYAL BANK OF CANADA	CORP OBLIGATIONS	N/A	4.875% 01/19/2027 DD 01/19/24	175,000	174,956	176,682
	ROYAL BANK OF CANADA	CORP OBLIGATIONS	N/A	VAR RT 10/18/2027 DD 10/18/24	200,000	200,000	200,354
	ROYAL BANK OF CANADA	CORP OBLIGATIONS	N/A	VAR RT 03-MAY-2032	200,000	159,674	145,528
	ROYAL BANK OF CANADA	CORP OBLIGATIONS	N/A	3.369% 29-SEP-2025	120,000	87,809	88,045
	ROYAL BANK OF CANADA	CORP OBLIGATIONS	N/A	VAR RT 04-FEB-2035	160,000	117,717	118,555
	ROYAL BANK OF CANADA	CORP OBLIGATIONS	N/A	5.228% 24-JUN-2026 SR NT	150,000	114,150	118,036
	ROYAL BANK OF CANADA	CORP OBLIGATIONS	N/A	5.150% 02/01/2034 DD 01/19/24	40,000	39,918	40,981
	ROYAL BANK OF CANADA	CORP OBLIGATIONS	N/A	VAR RT 05/02/2031 DD 03/27/25	650,000	650,000	659,484
	ROYAL CARIBBEAN CRUISES 1 144A	CORP OBLIGATIONS	N/A	5.500% 04/01/2026 DD 03/29/21	20,000	19,673	20,249
	ROYAL CARIBBEAN CRUISES 1 144A	CORP OBLIGATIONS	N/A	6.250% 03/15/2032 DD 03/07/24	40,000	40,123	41,120
	ROYAL CARIBBEAN CRUISES 1 144A	CORP OBLIGATIONS	N/A	6.000% 02/01/2033 DD 08/12/24	180,000	181,013	183,415
	ROYAL CARIBBEAN CRUISES 1 144A	CORP OBLIGATIONS	N/A	5.625% 09/30/2031 DD 09/26/24	120,000	119,225	120,936
	ROYAL OFFICE FINANCE LP	CORP OBLIGATIONS	N/A	5.209% 12-NOV-2037	454,348	403,085	358,450
	RTX CORP	CORP OBLIGATIONS	N/A	2.250% 07/01/2030 DD 05/18/20	80,000	79,898	72,281
	RTX CORP	CORP OBLIGATIONS	N/A	1.900% 09/01/2031 DD 08/10/21	300,000	299,889	256,428
	RTX CORP	CORP OBLIGATIONS	N/A	2.375% 03/15/2032 DD 11/16/21	200,000	199,966	174,092
	RTX CORP	CORP OBLIGATIONS	N/A	3.030% 03/15/2032 DD 11/16/21	110,000	75,499	70,640
	RTX CORP	CORP OBLIGATIONS	N/A	6.000% 03/15/2031 DD 11/08/23	110,000	109,926	118,157
	RTX CORP	CORP OBLIGATIONS	N/A	4.500% 06/01/2042 DD 06/01/12	130,000	121,814	115,237
	RTX CORP	CORP OBLIGATIONS	N/A	4.125% 11/16/2028 DD 08/16/18	70,000	70,145	69,710
	RTX CORP	CORP OBLIGATIONS	N/A	3.975% 08/16/2025 DD 06/16/18	80,000	79,864	79,903
	RYERSON UNIVERSITY	CORP OBLIGATIONS	N/A	3.542% 04-MAY-2061 RESTRICTED	150,000	130,493	85,052
	S&P GLOBAL INC	CORP OBLIGATIONS	N/A	2.700% 03/01/2029 DD 03/01/23	250,000	248,120	236,920
	SAFEHOLD GL HOLDINGS LLC	CORP OBLIGATIONS	N/A	6.100% 04/01/2034 DD 03/04/24	350,000	345,576	364,480
	SAGARD-HALSEYPOINT 8A A1 144A	CORP OBLIGATIONS	N/A	VAR RT 01/30/2038 DD 12/23/24	200,000	200,000	200,328
	SANDS CHINA LTD	CORP OBLIGATIONS	N/A	VAR RT 03/08/2027 DD 03/08/22	200,000	199,562	191,950
	SANDS CHINA LTD	CORP OBLIGATIONS	N/A	VAR RT 03/06/2029 DD 03/06/22	200,000	199,762	183,704
	SANTANDER DRIVE AUTO RECE 1 A2	CORP OBLIGATIONS	N/A	4.760% 08/16/2027 DD 01/22/25	221,211	221,206	221,278
	SANTANDER DRIVE AUTO RECE 2 A2	CORP OBLIGATIONS	N/A	5.800% 09/15/2027 DD 04/24/24	33,758	33,668	33,779
	SANTANDER HOLDINGS USA INC	CORP OBLIGATIONS	N/A	3.244% 10/05/2026 DD 10/04/19	200,000	194,258	196,898
	SANTANDER HOLDINGS USA INC	CORP OBLIGATIONS	N/A	VAR RT 05/31/2027 DD 05/31/24	25,000	25,000	25,280
	SANTANDER HOLDINGS USA INC	CORP OBLIGATIONS	N/A	4.500% 07/17/2025 DD 07/17/15	30,000	30,326	29,988
	SANTANDER HOLDINGS USA INC	CORP OBLIGATIONS	N/A	VAR RT 03/20/2031 DD 03/20/25	325,000	325,000	333,460
	SBNA AUTO LEASE TRUS A A3 144A	CORP OBLIGATIONS	N/A	6.510% 04/20/2027 DD 10/25/23	291,115	296,779	292,408
	SBNA AUTO LEASE TRUS C A2 144A	CORP OBLIGATIONS	N/A	4.940% 11/20/2026 DD 09/18/24	147,917	147,907	148,039
	SEA TO SKY HWY INVT LP	CORP OBLIGATIONS	N/A	2.629% 31-AUG-2030	67,646	53,036	48,413
	SERVICE PROPERTIES TRUST	CORP OBLIGATIONS	N/A	8.375% 06/15/2029 DD 06/03/24	90,000	89,013	93,620
	SHELL FINANCE US INC	CORP OBLIGATIONS	N/A	4.375% 05/11/2045 DD 05/11/24	140,000	128,808	118,601
	SHELL FINANCE US INC	CORP OBLIGATIONS	N/A	2.750% 04/06/2030 DD 10/06/24	80,000	74,589	75,007
	SHELL FINANCE US INC	CORP OBLIGATIONS	N/A	4.550% 08/12/2043 DD 08/12/24	60,000	56,729	52,964
	SHELL FINANCE US INC	CORP OBLIGATIONS	N/A	4.000% 05/10/2046 DD 10/06/24	40,000	34,562	31,949
	SHELL FINANCE US INC	CORP OBLIGATIONS	N/A	3.250% 04/06/2050 DD 10/06/24	90,000	66,782	61,657
	SILVER POINT CLO 8 BA A1 144A	CORP OBLIGATIONS	N/A	VAR RT 04/15/2038 DD 04/11/25	390,000	390,000	389,279
	SIMON PROPERTY GROUP LP	CORP OBLIGATIONS	N/A	5.500% 03/08/2033 DD 03/08/23	225,000	222,550	234,938
	SKANDINAVSKA ENSKILDA BA 144A	CORP OBLIGATIONS	N/A	VAR RT 06/02/2028 DD 06/02/25	245,000	245,000	245,409
	SMB PRIVATE EDUCATI B A2B 144A	CORP OBLIGATIONS	N/A	VAR RT 06/15/2037 DD 06/12/19	108,439	108,439	108,490
	SOBEYS INC	CORP OBLIGATIONS	N/A	6.060% 29-OCT-2035 MTN SER D	100,000	103,805	76,343
	SOFI CONSUMER LOAN PR 1 A 144A	CORP OBLIGATIONS	N/A	4.800% 02/27/2034 DD 02/28/25	156,746	156,740	157,030
	SOFI CONSUMER LOAN PR 2 A 144A	CORP OBLIGATIONS	N/A	4.820% 06/29/2034 DD 06/13/25	100,000	99,992	100,152
	SOFI PROFESSIONAL L A2FX 144A	CORP OBLIGATIONS	N/A	1.030% 08/17/2043 DD 06/24/21	67,473	61,548	60,078
	SOUTH BOW CDN INFRASTRUCTURE	CORP OBLIGATIONS	N/A	4.323% 01-FEB-2030 RESTRICTED	108,559	108,559	111,492
	SOUTHERN CO/THE	CORP OBLIGATIONS	N/A	3.700% 04/30/2030 DD 04/03/20	150,000	149,621	145,400
	SOUTHERN CO/THE	CORP OBLIGATIONS	N/A	5.200% 06/15/2033 DD 05/18/23	475,000	474,164	483,298
	SOUTHERN COPPER CORP	CORP OBLIGATIONS	N/A	5.250% 11/08/2042 DD 11/08/12	270,000	265,159	250,511
	SOUTHERN NATURAL GAS CO LLC	CORP OBLIGATIONS	N/A	8.000% 03/01/2032 DD 02/26/02	20,000	23,250	22,665
	SOUTHWEST AIRLINES CO	CORP OBLIGATIONS	N/A	5.125% 06/15/2027 DD 06/08/20	480,000	489,306	484,234
	SOUTHWESTERN ELECTRIC POWER CO	CORP OBLIGATIONS	N/A	1.650% 03/15/2026 DD 03/10/21	200,000	192,126	196,084
	SPKINI CAPITAL CORP	CORP OBLIGATIONS	N/A	8.200% 03/15/2032 DD 03/14/02	100,000	108,438	121,321
	STATE STREET CORP	CORP OBLIGATIONS	N/A	VAR RT 04/24/2028 DD 04/24/25	95,000	95,000	95,442
	STATE STREET CORP	CORP OBLIGATIONS	N/A	VAR RT 11/21/2029 DD 11/21/23	500,000	500,000	522,820
	STATE STREET CORP	CORP OBLIGATIONS	N/A	VAR RT 10/22/2032 DD 10/22/24	530,000	530,000	529,995
	STRUCTURED ASSET INVEST HEI M2	CORP OBLIGATIONS	N/A	VAR RT 07/25/2035 DD 07/25/05	119,645	117,850	115,198
	STRYKER CORP	CORP OBLIGATIONS	N/A	4.250% 09/11/2029 DD 09/11/24	265,000	264,446	264,523
	SUMITOMO MITSUI FINANCIAL GROU	CORP OBLIGATIONS	N/A	VAR RT 01/13/2026 DD 01/13/23	200,000	200,000	201,186
	SUN LIFE FINANCIAL INC	CORP OBLIGATIONS	N/A	VAR RT 15-MAY-2036 MTN	250,000	184,159	193,608
	SUN LIFE FINANCIAL INC	CORP OBLIGATIONS	N/A	VAR RT 11/21/2033 DD 11/18/21	100,000	79,707	72,021
	SUNCOR ENERGY INC	CORP OBLIGATIONS	N/A	5.000% 09-APR-2030 MTN SER 7	320,000	243,847	242,932
	SUZANO AUSTRIA GMBH	CORP OBLIGATIONS	N/A	3.125% 01/15/2032 DD 07/01/21	290,000	286,018	255,484
	SWEDBANK AB 144A	CORP OBLIGATIONS	N/A	6.136% 09/12/2026 DD 09/12/23	200,000	205,724	204,236
	SYCAMORE TREE CLO 2 6A A1 144A	CORP OBLIGATIONS	N/A	VAR RT 04/20/2038 DD 03/31/25	360,000	360,000	359,784
	SYMPHONY CLO XX L A2FX 144A	CORP OBLIGATIONS	N/A	VAR RT 01/16/2032 DD 06/24/24	199,504	199,504	199,680
	SYMPHONY CLO XXI 22A A1AR 144A	CORP OBLIGATIONS	N/A	VAR RT 04/18/2033 DD 09/26/24	250,000	250,000	250,030
	SYNOPSYS INC	CORP OBLIGATIONS	N/A	4.550% 04/01/2027 DD 03/17/25	90,000	89,914	90,435
	SYNOPSYS INC	CORP OBLIGATIONS	N/A	4.850% 04/01/2030 DD 03/17/25	70,000	69,989	70,982
	SYNOPSYS INC	CORP OBLIGATIONS	N/A	5.000% 04/01/2032 DD 03/17/25	60,000	59,854	60,767
	SYNOPSYS INC	CORP OBLIGATIONS	N/A	5.100% 04/01/2035 DD 03/17/25	50,000	49,890	50,491
	SYNOPSYS INC	CORP OBLIGATIONS	N/A	5.700% 04/01/2055 DD 03/17/25	100,000	99,711	99,611
	TARGA RESOURCES CORP	CORP OBLIGATIONS	N/A	4.200% 02/01/2033 DD 04/06/22	115,000	114,787	107,757
	TARGA RESOURCES CORP	CORP OBLIGATIONS	N/A	6.125% 03/15/2033 DD 01/09/23	325,000	324,539	324,566
	TARGA RESOURCES PARTNERS LP /	CORP OBLIGATIONS	N/A	5.000% 01/15/2028 DD 10/17/17	20,000	21,050	20,013
	TARGA RESOURCES PARTNERS LP /	CORP OBLIGATIONS	N/A	5.500% 03/01/2030 DD 11/27/19	30,000	30,525	30,442
	TARGA RESOURCES PARTNERS LP /	CORP OBLIGATIONS	N/A	4.875% 02/01/2031 DD 08/18/20	130,000	120,575	128,857
	TEACHERS INSURANCE & ANNU 144A	CORP OBLIGATIONS	N/A	6.850% 12/16/2039 DD 12/16/09	12,000	12,080	13,500
	TEACHERS INSURANCE & ANNU 144A	CORP OBLIGATIONS	N/A	4.900% 09/15/2044 DD 09/18/14	220,000	240,032	198,150
	TECK RESOURCES LTD	CORP OBLIGATIONS	N/A	6.000% 08/15/2040 DD 08/17/10	10,000	10,299	9,937

**TRUST FOR THE INTERNATIONAL BROTHERHOOD OF
ELECTRICAL WORKERS' PENSION BENEFIT FUND AND SUBSIDIARIES**

SCHEDULE OF ASSETS (HELD AT END OF YEAR), CONTINUED

JUNE 30, 2025

Form 5500, Part IV, Schedule H, Line 4i

E.I.N. 53-0088380
Plan No. 001

(c) Description of Investment Including Maturity Date, Rate of Interest							
(a)	(b) Identity of Issuer, Borrower, Lessor, or Similar Party	Description	Collateral	Maturity Date and Rate of Interest	Number of Shares or Par Value	(d) Cost	(e) Current Value
	TELUS CORP	CORP OBLIGATIONS	N/A	4.400% 01-APR-2043 NTS SER CL	150,000	\$ 112,066	\$ 99,722
	TELUS CORPORATION	CORP OBLIGATIONS	N/A	5.000% 13-SEP-2029 NT SER C/A	34,000	25,785	26,110
	TELUS CORPORATION	CORP OBLIGATIONS	N/A	5.250% 15-NOV-2032 NT SER CAG	110,000	83,510	85,245
	TERASEN GAS INC	CORP OBLIGATIONS	N/A	5.550% 25-SEPT-2034 MTN	100,000	113,561	79,599
	TERASEN GAS INC	CORP OBLIGATIONS	N/A	6.000% 02-OCT-2037 MTN	45,000	54,185	37,179
	TESLA AUTO LEASE TR B A2A 144A	CORP OBLIGATIONS	N/A	4.790% 01/20/2027 DD 10/16/24	126,189	126,179	126,223
	TEVA PHARMACEUTICAL FINANCE NF	CORP OBLIGATIONS	N/A	3.150% 10/01/2026 DD 07/21/16	173,000	155,154	169,666
	TEVA PHARMACEUTICAL FINANCE NE	CORP OBLIGATIONS	N/A	5.125% 05/09/2029 DD 11/09/21	340,000	340,000	341,958
	TEVA PHARMACEUTICAL FINANCE NE	CORP OBLIGATIONS	N/A	6.000% 12/01/2032 DD 05/28/25	200,000	198,512	204,240
	TEXAS INSTRUMENTS INC	CORP OBLIGATIONS	N/A	1.750% 05/04/2030 DD 05/04/20	120,000	119,841	106,944
	THE BANK OF NOVA SCOTIA	CORP OBLIGATIONS	N/A	7.023% 27-JUL-2062	150,000	116,880	114,152
	THE BANK OF NOVA SCOTIA	CORP OBLIGATIONS	N/A	VAR RT 03-MAY-2032	250,000	195,810	184,775
	THE BANK OF NOVA SCOTIA	CORP OBLIGATIONS	N/A	4.442% 15-NOV-2035	160,000	116,974	118,509
	THE CAMPBELL'S COMPANY	CORP OBLIGATIONS	N/A	5.300% 03/20/2026 DD 03/21/24	10,000	9,992	10,048
	THE CAMPBELL'S COMPANY	CORP OBLIGATIONS	N/A	5.200% 03/21/2029 DD 03/21/24	300,000	299,949	307,146
	THL CREDIT WIND RI 2A A1R 144A	CORP OBLIGATIONS	N/A	VAR RT 07/15/2030 DD 07/15/24	23,754	23,802	23,754
	THPT 2023-THL MORTG THL A 144A	CORP OBLIGATIONS	N/A	VAR RT 12/10/2034 DD 11/01/23	176,732	181,213	179,746
	TIAA CLO IV LTD 1A A1AR 144A	CORP OBLIGATIONS	N/A	VAR RT 01/20/2032 DD 07/22/24	187,277	187,277	187,417
	TIME WARNER CABLE ENTERPRISES	CORP OBLIGATIONS	N/A	8.375% 07/15/2033 DD 01/15/94	60,000	71,192	69,857
	TIME WARNER CABLE LLC	CORP OBLIGATIONS	N/A	6.550% 05/01/2037 DD 04/09/07	30,000	34,246	30,977
	TIME WARNER CABLE LLC	CORP OBLIGATIONS	N/A	7.300% 07/01/2038 DD 06/19/08	110,000	134,925	120,069
	TIME WARNER CABLE LLC	CORP OBLIGATIONS	N/A	6.750% 06/15/2039 DD 06/29/09	30,000	29,139	31,103
	T-MOBILE USA INC	CORP OBLIGATIONS	N/A	3.750% 04/15/2027 DD 04/15/21	20,000	21,228	19,790
	T-MOBILE USA INC	CORP OBLIGATIONS	N/A	3.875% 04/15/2030 DD 04/15/21	300,000	292,443	291,354
	T-MOBILE USA INC	CORP OBLIGATIONS	N/A	3.375% 04/15/2029 DD 03/23/21	30,000	28,350	28,863
	T-MOBILE USA INC	CORP OBLIGATIONS	N/A	2.550% 02/15/2031 DD 02/15/21	250,000	251,669	223,903
	T-MOBILE USA INC	CORP OBLIGATIONS	N/A	2.700% 03/15/2032 DD 12/06/21	280,000	279,826	246,826
	T-MOBILE USA INC	CORP OBLIGATIONS	N/A	3.400% 10/15/2032 DD 04/15/22	160,000	163,254	107,027
	T-MOBILE USA INC	CORP OBLIGATIONS	N/A	5.750% 01/15/2034 DD 09/14/23	525,000	524,239	549,407
	T-MOBILE USA INC	CORP OBLIGATIONS	N/A	5.150% 04/15/2034 DD 01/12/24	90,000	89,689	91,163
	T-MOBILE USA INC	CORP OBLIGATIONS	N/A	5.875% 11/15/2035 DD 03/27/25	160,000	159,794	160,141
	TOLL BROTHERS FINANCE CORP	CORP OBLIGATIONS	N/A	4.875% 11/15/2031 DD 10/30/15	200,000	199,980	199,914
	TORONTO DOMINION BANK	CORP OBLIGATIONS	N/A	7.283% 31-OCT-2082	200,000	152,525	153,988
	TORONTO DOMINION BANK	CORP OBLIGATIONS	N/A	VAR RT 09-APR-2034	250,000	185,614	191,338
	TORONTO DOMINION BANK	CORP OBLIGATIONS	N/A	VAR RT 09-JAN-2033	150,000	104,532	110,723
	TORONTO DOMINION BANK	CORP OBLIGATIONS	N/A	4.210% 01-JUN-2027 SR NT	250,000	196,600	186,697
	TORONTO DOMINION BANK	CORP OBLIGATIONS	N/A	VAR RT 31-OCT-2035	160,000	116,186	118,484
	TORONTO DOMINION BANK/THE	CORP OBLIGATIONS	N/A	VAR RT 12/17/2026 DD 12/17/24	200,000	200,000	200,206
	TORONTO DOMINION BANK/THE	CORP OBLIGATIONS	N/A	VAR RT 01/31/2028 DD 01/31/25	200,000	200,000	200,296
	TORONTO DOMINION BANK/THE	CORP OBLIGATIONS	N/A	4.456% 06/08/2032 DD 06/08/22	60,000	60,207	58,896
	TORONTO DOMINION BANK/THE	CORP OBLIGATIONS	N/A	5.298% 01/30/2032 DD 01/31/25	575,000	575,000	590,485
	TOYOTA AUTO RECEIVABLES 2 C A3	CORP OBLIGATIONS	N/A	4.880% 03/15/2029 DD 07/30/24	535,000	535,000	540,029
	TOYOTA AUTO RECEIVABLES 2 D A3	CORP OBLIGATIONS	N/A	5.300% 09/15/2027 DD 11/08/22	183,744	184,690	184,659
	TOYOTA LEASE OWNER B A2B 144A	CORP OBLIGATIONS	N/A	VAR RT 02/22/2027 DD 09/17/24	181,882	181,882	181,822
	TOYOTA MOTOR CREDIT CORP	CORP OBLIGATIONS	N/A	VAR RT 08/07/2026 DD 08/09/24	90,000	90,000	90,390
	TOYOTA MOTOR CREDIT CORP	CORP OBLIGATIONS	N/A	4.350% 10/08/2027 DD 10/10/24	55,000	54,979	55,222
	TOYOTA MOTOR CREDIT CORP	CORP OBLIGATIONS	N/A	1.125% 06/18/2026 DD 06/18/21	200,000	199,912	194,096
	TOYOTA MOTOR CREDIT CORP	CORP OBLIGATIONS	N/A	3.050% 03/22/2027 DD 03/22/22	325,000	324,971	318,913
	TOYOTA MOTOR CREDIT CORP	CORP OBLIGATIONS	N/A	4.950% 01/09/2030 DD 01/09/25	300,000	299,358	306,705
	TRANSALTA CORPORATION	CORP OBLIGATIONS	N/A	5.625% 24-MAR-2032 4 MO HLD	130,000	90,728	97,059
	TRANSCANADA PIPELINES LTD	CORP OBLIGATIONS	N/A	8.290% 05-FEB-2026 MTN	50,000	55,244	37,705
	TRANSCANADA PIPELINES LTD	CORP OBLIGATIONS	N/A	6.890% 07-AUG-2026 MTN	60,000	61,784	47,797
	TRANSCANADA PIPELINES LTD	CORP OBLIGATIONS	N/A	5.277% 15-JUL-2030 MTN	65,000	65,205	50,726
	TRANSCANADA PIPELINES LTD	CORP OBLIGATIONS	N/A	7.310% 15-JAN-2027 MTN	100,000	77,495	77,059
	TRANSCANADA PIPELINES LTD	CORP OBLIGATIONS	N/A	7.900% 15-APR-2027 MTN	210,000	228,336	164,551
	TRANSCANADA PIPELINES LTD	CORP OBLIGATIONS	N/A	5.650% 20-JUN-2029 MTN	80,000	61,030	61,801
	TRANSCONTINENTAL GAS PIPE LINE	CORP OBLIGATIONS	N/A	7.850% 02/01/2026 DD 08/01/16	170,000	171,550	171,809
	TRANSDIGM INC 144A	CORP OBLIGATIONS	N/A	7.125% 12/01/2031 DD 11/28/23	80,000	83,725	83,802
	TRANSDIGM INC 144A	CORP OBLIGATIONS	N/A	6.375% 03/01/2029 DD 02/27/24	40,000	39,900	40,996
	TRANSDIGM INC 144A	CORP OBLIGATIONS	N/A	6.625% 03/01/2032 DD 02/27/24	60,000	60,000	62,138
	TRINITAS CLO XXV L 25A A1 144A	CORP OBLIGATIONS	N/A	VAR RT 01/25/2037 DD 12/21/23	130,000	130,000	130,349
	TRUIST BANK	CORP OBLIGATIONS	N/A	VAR RT 05/20/2027 DD 05/20/25	255,000	255,000	255,362
	TRUIST FINANCIAL CORP	CORP OBLIGATIONS	N/A	VAR RT 03/02/2027 DD 03/02/21	370,000	370,000	361,719
	TRUIST FINANCIAL CORP	CORP OBLIGATIONS	N/A	VAR RT 06/08/2027 DD 06/08/23	120,000	120,000	121,604
	UBS AG/LONDON	CORP OBLIGATIONS	N/A	4.500% 06/26/2048 DD 06/26/23	200,000	270,362	172,250
	UBS AG/STAMFORD CT	CORP OBLIGATIONS	N/A	VAR RT 01/10/2028 DD 01/10/25	250,000	250,000	252,018
	UBS AG/STAMFORD CT	CORP OBLIGATIONS	N/A	5.000% 07/09/2027 DD 08/23/22	280,000	279,180	284,284
	UBS AG/STAMFORD CT	CORP OBLIGATIONS	N/A	7.500% 02/15/2028 DD 01/09/23	590,000	588,649	636,380
	UBS COMMERCIAL MORTGAGE C2 A4	CORP OBLIGATIONS	N/A	3.487% 08/15/2030 DD 08/01/17	190,000	190,000	185,208
	UBS GROUP AG 144A	CORP OBLIGATIONS	N/A	VAR RT 12/31/2049 DD 11/13/23	200,000	200,000	218,300
	UDR INC	CORP OBLIGATIONS	N/A	4.400% 01/26/2029 DD 10/26/18	185,000	184,996	184,948
	UNION GAS LTD	CORP OBLIGATIONS	N/A	4.880% 21-JUN-2041 MTN	60,000	54,229	44,552
	UNION PACIFIC CORP	CORP OBLIGATIONS	N/A	3.839% 03/20/2060 DD 03/20/20	190,000	192,668	136,948
	UNION PACIFIC CORP	CORP OBLIGATIONS	N/A	2.150% 02/05/2027 DD 01/31/20	10,000	9,993	9,706
	UNION PACIFIC CORP	CORP OBLIGATIONS	N/A	3.750% 02/05/2070 DD 01/31/20	50,000	51,202	33,909
	UNION PACIFIC CORP	CORP OBLIGATIONS	N/A	2.891% 04/06/2036 DD 04/06/21	230,000	230,934	190,196
	UNION PACIFIC CORP	CORP OBLIGATIONS	N/A	2.375% 05/20/2031 DD 05/20/21	650,000	670,995	584,214
	UNITED AIRLINES 2016-2 CLASS A	CORP OBLIGATIONS	N/A	2.875% 04/07/2030 DD 09/27/16	218,268	218,268	206,038
	UNITED AIRLINES 2020-1 CLASS A	CORP OBLIGATIONS	N/A	5.875% 04/15/2029 DD 10/28/20	119,249	119,249	121,670
	UNITED AIRLINES INC 144A	CORP OBLIGATIONS	N/A	4.375% 04/15/2026 DD 04/21/21	310,000	295,675	307,954
	UNITED AIRLINES INC 144A	CORP OBLIGATIONS	N/A	4.625% 04/15/2029 DD 04/21/21	10,000	9,275	9,707
	UNITED RENTALS NORTH AMER 144A	CORP OBLIGATIONS	N/A	6.125% 03/15/2034 DD 03/11/24	20,000	20,150	20,599
	UNITED RENTALS NORTH AMERICA 1	CORP OBLIGATIONS	N/A	3.875% 02/15/2031 DD 08/10/20	10,000	9,513	9,403
	UNITED RENTALS NORTH AMERICA 1	CORP OBLIGATIONS	N/A	4.875% 01/15/2028 DD 08/11/17	80,000	75,600	79,659
	UNITED RENTALS NORTH AMERICA 1	CORP OBLIGATIONS	N/A	3.750% 01/15/2032 DD 08/13/21	390,000	344,438	358,231
	UNITEDHEALTH GROUP INC	CORP OBLIGATIONS	N/A	5.800% 03/15/2036 DD 03/02/06	40,000	41,069	42,058
	UNITEDHEALTH GROUP INC	CORP OBLIGATIONS	N/A	4.250% 06/15/2048 DD 06/19/18	50,000	64,047	40,235
	UNITEDHEALTH GROUP INC	CORP OBLIGATIONS	N/A	3.875% 12/15/2028 DD 12/17/18	30,000	30,503	29,594
	UNITEDHEALTH GROUP INC	CORP OBLIGATIONS	N/A	4.450% 12/15/2048 DD 12/17/18	20,000	26,458	16,583
	UNITEDHEALTH GROUP INC	CORP OBLIGATIONS	N/A	3.875% 08/15/2059 DD 07/25/19	80,000	81,172	56,426
	UNITEDHEALTH GROUP INC	CORP OBLIGATIONS	N/A	1.250% 01/15/2026 DD 05/18/20	30,000	29,706	29,468
	UNITEDHEALTH GROUP INC	CORP OBLIGATIONS	N/A	2.000% 05/15/2030 DD 05/18/20	30,000	29,747	26,839
	UNITEDHEALTH GROUP INC	CORP OBLIGATIONS	N/A	2.900% 05/15/2050 DD 05/18/20	30,000	30,890	18,690
	UNITEDHEALTH GROUP INC	CORP OBLIGATIONS	N/A	3.125% 05/15/2060 DD 05/18/20	130,000	134,768	77,942
	UNITEDHEALTH GROUP INC	CORP OBLIGATIONS	N/A	3.250% 05/15/2051 DD 05/19/21	20,000	22,131	13,275
	UNITEDHEALTH GROUP INC	CORP OBLIGATIONS	N/A	4.900% 04/15/2031 DD 03/21/24	325,000	322,728	330,194

TRUST FOR THE INTERNATIONAL BROTHERHOOD OF ELECTRICAL WORKERS' PENSION BENEFIT FUND AND SUBSIDIARIES

SCHEDULE OF ASSETS (HELD AT END OF YEAR), CONTINUED

JUNE 30, 2025

Form 5500, Part IV, Schedule H, Line 4i

E.I.N. 53-0088380
Plan No. 001

(c) Description of Investment Including Maturity Date, Rate of Interest							
(a)	(b) Identity of Issuer, Borrower, Lessor, or Similar Party	Description	Collateral	Maturity Date and Rate of Interest	Number of Shares or Par Value	(d) Cost	(e) Current Value
	UNITEDHEALTH GROUP INC	CORP OBLIGATIONS	N/A	5.000% 04/15/2034 DD 03/21/24	100,000	\$ 99,216	\$ 99,962
	UNIVERSITY OF ONTARIO	CORP OBLIGATIONS	N/A	6.351% 15-OCT-2034 SER A	10,378	8,448	8,355
	US BANCORP	CORP OBLIGATIONS	N/A	VAR RT 01/27/2028 DD 01/27/22	20,000	17,682	19,326
	US BANCORP	CORP OBLIGATIONS	N/A	VAR RT 01/27/2033 DD 01/27/22	625,000	625,000	547,744
	US BANCORP	CORP OBLIGATIONS	N/A	VAR RT 06/12/2029 DD 06/12/23	120,000	119,978	124,603
	US BANCORP	CORP OBLIGATIONS	N/A	VAR RT 06/12/2034 DD 06/12/23	50,000	50,043	52,530
	IIS BANCORP	CORP OBLIGATIONS	N/A	VAR RT 05/15/2031 DD 05/15/25	300,000	300,000	305,937
	US BANK NA/CINCINNATI OH	CORP OBLIGATIONS	N/A	VAR RT 10/22/2027 DD 10/22/24	250,000	250,000	250,095
	US BANK NA/CINCINNATI OH	CORP OBLIGATIONS	N/A	VAR RT 05/15/2028 DD 05/15/25	250,000	250,000	250,655
	USB AUTO OWNER TRUS 1A A2 144A	CORP OBLIGATIONS	N/A	4.510% 06/15/2028 DD 06/20/25	200,000	199,993	200,414
	VENTAS CANADA FINANCE LIMITED	CORP OBLIGATIONS	N/A	5.398% 21-APR-2028 RESTRICTED	150,000	111,711	115,012
	VENTAS CANADA FINANCE LIMITED	CORP OBLIGATIONS	N/A	5.100% 05-MAR-2029 RESTRICTED	170,000	125,459	130,004
	VENTURE GLOBAL CALCASIEU 144A	CORP OBLIGATIONS	N/A	3.875% 11/01/2033 DD 11/22/21	60,000	57,150	52,474
	VENTURE GLOBAL PLAQUEMINE 144A	CORP OBLIGATIONS	N/A	7.500% 05/01/2033 DD 04/21/25	20,000	20,000	21,416
	VENTURE GLOBAL PLAQUEMINE 144A	CORP OBLIGATIONS	N/A	7.750% 05/01/2035 DD 04/21/25	20,000	20,000	21,650
	VENTURE GLOBAL PLAQUEMINE 144A	CORP OBLIGATIONS	N/A	6.750% 01/15/2036 DD 07/03/25	30,000	30,000	30,000
	VERDELITE STATIC CLO 1A B 144A	CORP OBLIGATIONS	N/A	VAR RT 07/20/2032 DD 07/11/24	390,000	390,000	390,792
	VERIZON COMMUNICATIONS IN 144A	CORP OBLIGATIONS	N/A	2.355% 03/15/2032 DD 09/20/21	530,000	532,025	456,892
	VERIZON COMMUNICATIONS INC	CORP OBLIGATIONS	N/A	2.375% 22-MAR-2028 RESTRICTED	90,000	72,178	64,467
	VERIZON COMMUNICATIONS INC	CORP OBLIGATIONS	N/A	2.500% 16-MAY-2030 RESTRICTED	70,000	49,677	46,742
	VERIZON COMMUNICATIONS INC	CORP OBLIGATIONS	N/A	3.850% 11/01/2042 DD 11/07/12	30,000	30,384	23,973
	VERIZON COMMUNICATIONS INC	CORP OBLIGATIONS	N/A	4.500% 08/10/2033 DD 08/10/17	60,000	64,505	58,319
	VERIZON COMMUNICATIONS INC	CORP OBLIGATIONS	N/A	3.875% 02/08/2029 DD 02/08/19	40,000	39,924	39,494
	VERIZON COMMUNICATIONS INC	CORP OBLIGATIONS	N/A	2.550% 03/21/2031 DD 03/22/21	155,000	154,363	139,009
	VERIZON COMMUNICATIONS INC	CORP OBLIGATIONS	N/A	3.400% 03/22/2041 DD 03/22/21	30,000	28,378	23,176
	VERIZON COMMUNICATIONS INC	CORP OBLIGATIONS	N/A	2.355% 03/15/2032 DD 03/15/22	1,183,000	1,016,753	1,019,769
	VERIZON COMMUNICATIONS INC	CORP OBLIGATIONS	N/A	4.780% 02/15/2035 DD 02/15/25	403,000	392,337	392,280
	VERIZON MASTER TRUST 1 A	CORP OBLIGATIONS	N/A	4.490% 01/22/2029 DD 01/26/23	500,000	500,156	499,990
	VERIZON MASTER TRUST 6 A1B	CORP OBLIGATIONS	N/A	VAR RT 08/20/2030 DD 09/18/24	300,000	300,000	301,344
	VERUS SECURITIZATION 1 A1 144A	CORP OBLIGATIONS	N/A	VAR RT 01/25/2070 DD 01/01/25	190,080	190,076	190,758
	VERUS SECURITIZATION 3 A1 144A	CORP OBLIGATIONS	N/A	VAR RT 05/25/2070 DD 04/01/25	242,613	243,712	243,831
	VERUS SECURITIZATION 4 A1 144A	CORP OBLIGATIONS	N/A	VAR RT 05/25/2070 DD 05/01/25	247,434	247,430	248,409
	VERUS SECURITIZATION 6 A3 144A	CORP OBLIGATIONS	N/A	VAR RT 07/25/2069 DD 07/01/24	202,891	202,888	204,185
	VERUS SECURITIZATION 8 A1 144A	CORP OBLIGATIONS	N/A	VAR RT 10/25/2069 DD 10/01/24	177,698	174,074	177,576
	VERUS SECURITIZATION 9 A1 144A	CORP OBLIGATIONS	N/A	VAR RT 11/25/2069 DD 12/01/24	93,347	93,347	93,480
	VICI PROPERTIES LP	CORP OBLIGATIONS	N/A	5.125% 11/15/2031 DD 12/19/24	370,000	367,876	370,263
	VIDEOTRON LTD	CORP OBLIGATIONS	N/A	5.000% 15-JUL-2034 4 MO HLD	100,000	72,533	75,341
	VIRGINIA ELECTRIC AND POWER CO	CORP OBLIGATIONS	N/A	3.500% 03/15/2027 DD 03/16/17	525,000	524,517	519,304
	VISA INC	CORP OBLIGATIONS	N/A	4.300% 12/14/2045 DD 12/14/15	290,000	320,248	282,462
	VISA INC	CORP OBLIGATIONS	N/A	2.700% 04/15/2040 DD 04/02/20	90,000	91,992	67,956
	VISA INC	CORP OBLIGATIONS	N/A	2.050% 04/15/2030 DD 04/02/20	90,000	89,670	81,917
	VISTRA OPERATIONS CO LLC 144A	CORP OBLIGATIONS	N/A	5.050% 12/30/2026 DD 12/04/24	25,000	24,987	25,120
	VISTRA OPERATIONS CO LLC 144A	CORP OBLIGATIONS	N/A	6.875% 04/15/2032 DD 04/12/24	20,000	20,225	20,909
	VMWARE LLC	CORP OBLIGATIONS	N/A	1.400% 08/15/2026 DD 08/02/21	300,000	299,490	290,142
	VOC ESCROW LTD 144A	CORP OBLIGATIONS	N/A	5.000% 02/15/2028 DD 02/05/18	70,000	67,888	69,634
	VOLVO FINANCIAL EQU 1A A2 144A	CORP OBLIGATIONS	N/A	4.410% 11/15/2027 DD 03/12/25	100,000	99,995	100,053
	VW CREDIT CANADA INC	CORP OBLIGATIONS	N/A	5.730% 20-SEP-2028 RESTRICTED	150,000	111,054	116,319
	WALMART INC	CORP OBLIGATIONS	N/A	VAR RT 04/28/2027 DD 04/28/25	155,000	155,000	155,482
	WALMART INC	CORP OBLIGATIONS	N/A	1.500% 09/22/2028 DD 09/22/21	40,000	39,958	37,070
	WALMART INC	CORP OBLIGATIONS	N/A	1.800% 09/22/2031 DD 09/22/21	100,000	99,155	87,102
	WALT DISNEY CO/THE	CORP OBLIGATIONS	N/A	6.650% 11/15/2037 DD 11/15/19	10,000	13,937	11,448
	WARNERMEDIA HOLDINGS INC	CORP OBLIGATIONS	N/A	4.279% 03/15/2032 DD 03/15/23	30,000	29,494	22,313
	WARNERMEDIA HOLDINGS INC	CORP OBLIGATIONS	N/A	3.755% 03/15/2027 DD 03/15/25	16,000	16,000	15,532
	WARNERMEDIA HOLDINGS INC	CORP OBLIGATIONS	N/A	COMPANY GUARNT WI*	60,000	55,739	55,517
	WARNERMEDIA HOLDINGS INC 144A	CORP OBLIGATIONS	N/A	4.279% 03/15/2032 DD 03/15/22	262,000	262,778	194,863
	WASTE CONNECTIONS INC	CORP OBLIGATIONS	N/A	5.000% 03/01/2034 DD 02/21/24	110,000	108,719	111,173
	WASTE MANAGEMENT INC	CORP OBLIGATIONS	N/A	4.625% 02/15/2030 DD 02/15/23	650,000	649,077	658,749
	WEC ENERGY GROUP INC	CORP OBLIGATIONS	N/A	4.750% 01/09/2026 DD 01/11/23	200,000	200,144	200,044
	WEC ENERGY GROUP INC	CORP OBLIGATIONS	N/A	5.600% 09/12/2026 DD 09/12/23	84,000	83,987	85,122
	WELLS FARGO & CO	CORP OBLIGATIONS	N/A	VAR RT 01/24/2028 DD 01/24/25	75,000	75,000	75,536
	WELLS FARGO & CO	CORP OBLIGATIONS	N/A	2.493% 18-FEB-2027 RESTRICTED	180,000	135,131	130,523
	WELLS FARGO & CO	CORP OBLIGATIONS	N/A	5.375% 11/02/2043 DD 10/28/13	90,000	89,693	85,498
	WELLS FARGO & CO	CORP OBLIGATIONS	N/A	4.650% 11/04/2044 DD 11/04/14	180,000	187,118	154,229
	WELLS FARGO & CO	CORP OBLIGATIONS	N/A	4.300% 07/22/2027 DD 07/22/15	110,000	110,261	110,003
	WELLS FARGO & CO	CORP OBLIGATIONS	N/A	4.900% 11/17/2045 DD 11/17/15	70,000	70,219	61,660
	WELLS FARGO & CO	CORP OBLIGATIONS	N/A	4.400% 06/14/2046 DD 06/14/16	120,000	122,620	97,976
	WELLS FARGO & CO	CORP OBLIGATIONS	N/A	4.750% 12/07/2046 DD 12/08/16	200,000	200,961	171,490
	WELLS FARGO & CO	CORP OBLIGATIONS	N/A	5.606% 01/15/2044 DD 11/26/13	30,000	30,815	29,102
	WELLS FARGO & CO	CORP OBLIGATIONS	N/A	3.000% 10/23/2026 DD 10/25/16	210,000	209,728	206,390
	WELLS FARGO & CO	CORP OBLIGATIONS	N/A	4.150% 01/24/2029 DD 01/24/19	200,000	199,544	199,564
	WELLS FARGO & CO	CORP OBLIGATIONS	N/A	VAR RT 10/30/2030 DD 10/31/19	130,000	129,345	121,492
	WELLS FARGO & CO	CORP OBLIGATIONS	N/A	VAR RT 04/04/2031 DD 03/30/20	70,000	70,000	69,554
	WELLS FARGO & CO	CORP OBLIGATIONS	N/A	VAR RT 04/04/2031 DD 03/30/20	770,000	1,000,191	700,577
	WELLS FARGO & CO	CORP OBLIGATIONS	N/A	VAR RT 03/02/2033 DD 03/02/22	50,000	49,116	45,688
	WELLS FARGO & CO	CORP OBLIGATIONS	N/A	VAR RT 07/25/2029 DD 07/25/23	310,000	310,000	320,047
	WELLS FARGO & CO	CORP OBLIGATIONS	N/A	VAR RT 07/25/2034 DD 07/25/23	340,000	340,000	350,897
	WELLS FARGO & CO	CORP OBLIGATIONS	N/A	VAR RT 04/22/2028 DD 04/22/24	350,000	350,000	357,616
	WELLS FARGO & CO	CORP OBLIGATIONS	N/A	VAR RT 04/23/2031 DD 04/23/25	300,000	300,000	307,152
	WELLS FARGO COMMERCIAL C35 A4	CORP OBLIGATIONS	N/A	2.931% 07/15/2048 DD 07/01/16	375,000	386,247	367,886
	WELLS FARGO COMMERCIAL C55 A2	CORP OBLIGATIONS	N/A	2.766% 02/15/2053 DD 02/01/20	123,339	127,037	120,698
	WELLS FARGO COMMERCIAL C57 A1	CORP OBLIGATIONS	N/A	0.903% 08/15/2053 DD 08/01/20	25,421	25,420	25,326
	WELLS FARGO COMMERCIAL C63 A5	CORP OBLIGATIONS	N/A	5.309% 08/15/2057 DD 08/01/24	160,000	164,793	163,408
	WESTCOAST ENERGY INC	CORP OBLIGATIONS	N/A	4.791% 28-OCT-2041 MTN	100,000	101,290	70,157
	WESTERN MIDSTREAM OPERATING LP	CORP OBLIGATIONS	N/A	4.500% 03/01/2028 DD 03/02/18	20,000	20,622	19,875
	WESTERN MIDSTREAM OPERATING LP	CORP OBLIGATIONS	N/A	VAR RT 02/01/2050 DD 01/13/20	40,000	39,367	33,680
	WESTERN MIDSTREAM OPERATING LP	CORP OBLIGATIONS	N/A	VAR RT 02/01/2030 DD 01/13/20	280,000	282,127	269,161
	WESTERN ONTARIO UNIVERSITY	CORP OBLIGATIONS	N/A	4.798% 24-MAY-2047 SER A	10,000	7,291	7,169
	WESTLAKE AUTOMOBIL 1A A2A 144A	CORP OBLIGATIONS	N/A	4.660% 01/18/2028 DD 01/23/25	400,000	399,976	399,952
	WESTLAKE AUTOMOBIL 3A A2A 144A	CORP OBLIGATIONS	N/A	4.820% 09/15/2027 DD 10/17/24	197,736	197,723	197,800
	WESTLAKE AUTOMOBILE P1 A2 144A	CORP OBLIGATIONS	N/A	4.650% 02/15/2028 DD 05/29/25	100,000	99,997	100,186
	WESTPAC BANKING CORP	CORP OBLIGATIONS	N/A	5.200% 04/16/2026 DD 05/16/24	150,000	149,988	151,020
	WHITESOX CLO III SA A1R 144A	CORP OBLIGATIONS	N/A	VAR RT 10/15/2035 DD 10/15/24	590,000	590,000	591,447
	WILLIAMS COS INC/THE	CORP OBLIGATIONS	N/A	4.900% 03/15/2029 DD 01/05/24	250,000	249,998	253,403
	WILLIAMS COS INC/THE	CORP OBLIGATIONS	N/A	5.150% 03/15/2034 DD 01/05/24	170,000	169,958	169,618
	WILLIAMS COS INC/THE	CORP OBLIGATIONS	N/A	7.500% 01/15/2031 DD 01/17/01	30,000	36,000	33,943
	WILLIAMS COS INC/THE	CORP OBLIGATIONS	N/A	7.500% 06/15/2031 DD 06/13/01	80,000	97,500	91,073

**TRUST FOR THE INTERNATIONAL BROTHERHOOD OF
ELECTRICAL WORKERS' PENSION BENEFIT FUND AND SUBSIDIARIES**

SCHEDULE OF ASSETS (HELD AT END OF YEAR), CONTINUED

JUNE 30, 2025

Form 5500, Part IV, Schedule H, Line 4f

E.I.N. 53-0088380
Plan No. 001

(c) Description of Investment Including Maturity Date, Rate of Interest							
(a)	(b) Identity of Issuer, Borrower, Lessor, or Similar Party	Description	Collateral	Maturity Date and Rate of Interest	Number of Shares or Par Value	(d) Cost	(e) Current Value
	WILLIAMS COS INC/THE	CORP OBLIGATIONS	N/A	VAR RT 03/15/2032 DD 03/15/03	155,000	\$ 171,011	\$ 186,496
	WILLIAMS COS INC/THE	CORP OBLIGATIONS	N/A	2.600% 03/15/2031 DD 03/02/21	50,000	43,771	44,785
	WILLIAMS COS INC/THE	CORP OBLIGATIONS	N/A	5.650% 03/15/2033 DD 03/02/23	200,000	199,782	207,850
	WILLIAMS COS INC/THE	CORP OBLIGATIONS	N/A	3.750% 06/15/2027 DD 06/05/17	650,000	644,573	642,343
	WISCONSIN POWER AND LIGHT CO	CORP OBLIGATIONS	N/A	6.375% 08/15/2037 DD 08/15/07	30,000	29,829	32,843
	WYNN RESORTS FINANCE LLC 144A	CORP OBLIGATIONS	N/A	7.125% 02/15/2031 DD 02/16/23	60,000	60,000	63,977
	YAI F UNIVERSITY	CORP OBLIGATIONS	N/A	4.701% 04/15/2030 DD 05/09/25	300,000	300,000	304,206
	YORK UNIVERSITY	CORP OBLIGATIONS	N/A	6.480% 07-MAR-2042	110,000	134,530	95,154
	YORK UNIVERSITY	CORP OBLIGATIONS	N/A	5.841% 04-MAY-2044	60,000	68,015	48,848
	ZF NORTH AMERICA CAPITAL 144A	CORP OBLIGATIONS	N/A	6.750% 04/23/2030 DD 04/23/24	200,000	203,000	192,114
		Total Corporate Obligations				<u>224,674,982</u>	<u>206,875,074</u>
	Common stock						
	3M CO	COMMON STOCK	N/A	N/A	7,313	576,428	1,113,331
	A O SMITH CORP	COMMON STOCK	N/A	N/A	1,580	87,336	103,601
	ABBOTT LABORATORIES	COMMON STOCK	N/A	N/A	23,643	854,556	3,215,684
	ABBVIE INC	COMMON STOCK	N/A	N/A	24,004	1,254,350	4,455,622
	ACCENTURE PLC	COMMON STOCK	N/A	N/A	8,507	853,920	2,542,657
	ADOBE INC	COMMON STOCK	N/A	N/A	6,151	575,028	2,379,699
	ADVANCED MICRO DEVICES INC	COMMON STOCK	N/A	N/A	22,034	626,833	3,126,625
	AECOM	COMMON STOCK	N/A	N/A	5,009	247,771	565,316
	AES CORP/THE	COMMON STOCK	N/A	N/A	9,674	158,646	101,770
	AFLAC INC	COMMON STOCK	N/A	N/A	6,612	129,114	697,302
	AGILENT TECHNOLOGIES INC	COMMON STOCK	N/A	N/A	3,874	133,046	457,171
	AIR PRODUCTS AND CHEMICALS INC	COMMON STOCK	N/A	N/A	13,123	2,924,381	3,701,473
	AIRBNB INC	COMMON STOCK	N/A	N/A	5,865	838,699	776,174
	AKAMAI TECHNOLOGIES INC	COMMON STOCK	N/A	N/A	1,987	109,853	158,483
	ALBEMARLE CORP	COMMON STOCK	N/A	N/A	1,599	156,100	100,209
	ALEXANDRIA REAL ESTATE EQUITIE	COMMON STOCK	N/A	N/A	2,092	277,841	151,942
	AUGN TECHNOLOGY INC	COMMON STOCK	N/A	N/A	926	164,642	175,320
	ALIMENTATION COUCHE-TARD INC	COMMON STOCK	N/A	N/A	29,756	769,981	1,476,133
	ALLEGION PLC	COMMON STOCK	N/A	N/A	1,169	52,246	168,476
	ALLIANT ENERGY CORP	COMMON STOCK	N/A	N/A	3,491	147,183	211,101
	ALLSTATE CORP/THE	COMMON STOCK	N/A	N/A	3,599	179,446	724,515
	ALPHABET INC	COMMON STOCK	N/A	N/A	64,403	1,580,245	11,424,448
	ALPHABET INC	COMMON STOCK	N/A	N/A	89,057	3,299,504	15,694,515
	ALTRIA GROUP INC	COMMON STOCK	N/A	N/A	23,044	651,868	1,351,070
	ALTUS GROUP LTD	COMMON STOCK	N/A	N/A	20,374	659,809	786,740
	AMAZON.COM INC	COMMON STOCK	N/A	N/A	129,090	6,070,299	20,521,055
	AMCOR PLC	COMMON STOCK	N/A	N/A	31,139	323,488	286,167
	AMEREN CORP	COMMON STOCK	N/A	N/A	3,673	186,909	352,755
	AMERICAN ELECTRIC POWER CO INC	COMMON STOCK	N/A	N/A	7,259	373,978	753,194
	AMERICAN EXPRESS CO	COMMON STOCK	N/A	N/A	15,035	854,027	4,795,864
	AMERICAN INTERNATIONAL GROUP I	COMMON STOCK	N/A	N/A	36,001	1,871,735	3,081,326
	AMERICAN TOWER CORP	COMMON STOCK	N/A	N/A	6,362	624,449	1,406,129
	AMERICAN WATER WORKS CO INC	COMMON STOCK	N/A	N/A	2,650	217,731	368,642
	AMERIPRISE FINANCIAL INC	COMMON STOCK	N/A	N/A	1,294	54,456	690,647
	AMETEK INC	COMMON STOCK	N/A	N/A	3,137	180,579	567,672
	AMGEN INC	COMMON STOCK	N/A	N/A	7,307	575,533	2,040,187
	AMPHENOL CORP	COMMON STOCK	N/A	N/A	16,437	197,595	1,623,154
	ANALOG DEVICES INC	COMMON STOCK	N/A	N/A	6,740	458,863	1,604,255
	ANSTS INC	COMMON STOCK	N/A	N/A	1,195	175,233	419,708
	ANON PLC	COMMON STOCK	N/A	N/A	3,002	290,556	1,070,994
	APA CORP	COMMON STOCK	N/A	N/A	4,904	220,266	89,694
	APOLLO GLOBAL MANAGEMENT INC	COMMON STOCK	N/A	N/A	6,135	1,045,590	870,372
	APPLE INC	COMMON STOCK	N/A	N/A	203,787	4,265,676	41,810,979
	APPLIED MATERIALS INC	COMMON STOCK	N/A	N/A	11,040	248,806	2,021,093
	APTIV PLC	COMMON STOCK	N/A	N/A	37,679	3,245,117	2,570,461
	ARCH CAPITAL GROUP LTD	COMMON STOCK	N/A	N/A	5,435	331,008	494,857
	ARCHER-DANIELS-MIDLAND CO	COMMON STOCK	N/A	N/A	6,529	181,303	344,601
	ARISIA NETWORKS INC	COMMON STOCK	N/A	N/A	14,055	325,480	1,437,967
	ARTHUR J GALLAGHER & CO	COMMON STOCK	N/A	N/A	3,467	381,038	1,116,258
	ASSURANT INC	COMMON STOCK	N/A	N/A	689	51,814	136,071
	ATAI INC	COMMON STOCK	N/A	N/A	97,782	2,223,248	2,829,811
	ATKINSREALIS GROUP INC	COMMON STOCK	N/A	N/A	27,424	449,110	1,919,580
	ATMOS ENERGY CORP	COMMON STOCK	N/A	N/A	2,158	219,771	332,569
	AUTODESK INC	COMMON STOCK	N/A	N/A	2,907	170,575	899,920
	AUTOMATIC DATA PROCESSING INC	COMMON STOCK	N/A	N/A	5,516	293,512	1,701,134
	AUTOZONE INC	COMMON STOCK	N/A	N/A	227	66,946	842,676
	AVALONBAT COMMUNITIES INC	COMMON STOCK	N/A	N/A	1,932	293,663	393,162
	AVANTOR INC	COMMON STOCK	N/A	N/A	118,085	2,603,089	1,589,424
	AVERY DENNISON CORP	COMMON STOCK	N/A	N/A	1,062	64,823	186,349
	AXALTA COATING SYSTEMS LTD	COMMON STOCK	N/A	N/A	65,913	2,171,491	1,556,957
	AXON ENTERPRISE INC	COMMON STOCK	N/A	N/A	1,019	250,810	843,671
	BAKER HUGHES CO	COMMON STOCK	N/A	N/A	13,464	430,894	516,210
	BALL CORP	COMMON STOCK	N/A	N/A	3,770	80,195	211,459
	BANK OF AMERICA CORP	COMMON STOCK	N/A	N/A	166,893	5,095,577	7,897,377
	BANK OF MONTREAL	COMMON STOCK	N/A	N/A	23,715	2,163,915	2,622,815
	BANK OF NEW YORK MELLON CORP/T	COMMON STOCK	N/A	N/A	10,311	353,977	939,435
	BANK OF NOVA SCOTIA/THE	COMMON STOCK	N/A	N/A	31,140	1,462,292	1,721,108
	BAXTER INTERNATIONAL INC	COMMON STOCK	N/A	N/A	6,974	243,332	211,173
	BECTON DICKINSON & CO	COMMON STOCK	N/A	N/A	3,895	521,410	670,914
	BERKSHIRE HATHAWAY INC	COMMON STOCK	N/A	N/A	24,919	3,320,116	12,104,903
	BEST BUY CO INC	COMMON STOCK	N/A	N/A	2,618	105,155	175,746
	BIOGEN INC	COMMON STOCK	N/A	N/A	1,991	235,264	250,050
	BIO-TECHNE CORP	COMMON STOCK	N/A	N/A	2,130	257,625	109,589
	BLACKROCK INC	COMMON STOCK	N/A	N/A	1,979	769,618	2,076,466
	BLACKSTONE INC	COMMON STOCK	N/A	N/A	9,915	1,140,612	1,403,006
	BOEING CO/THE	COMMON STOCK	N/A	N/A	10,246	1,227,173	2,146,844
	BOOKING HOLDINGS INC	COMMON STOCK	N/A	N/A	458	379,218	2,451,472
	BOSTON SCIENTIFIC CORP	COMMON STOCK	N/A	N/A	20,918	565,036	2,246,802
	BOYD GROUP SERVICES INC	COMMON STOCK	N/A	N/A	8,151	1,303,497	1,277,757
	BRISTOL MYERS SQUIBB CO	COMMON STOCK	N/A	N/A	27,655	1,280,837	1,280,130
	BROADCOM INC	COMMON STOCK	N/A	N/A	64,622	2,461,617	17,813,054
	BROADRIDGE FINANCIAL SOLUTIONS	COMMON STOCK	N/A	N/A	1,596	191,020	387,876
	BROOKFIELD CORPORATION	COMMON STOCK	N/A	N/A	51,313	1,345,104	3,169,410
	BROWN & BROWN INC	COMMON STOCK	N/A	N/A	4,366	303,406	484,058
	BROWN-FORMAN CORP	COMMON STOCK	N/A	N/A	2,475	74,518	66,602

**TRUST FOR THE INTERNATIONAL BROTHERHOOD OF
ELECTRICAL WORKERS' PENSION BENEFIT FUND AND SUBSIDIARIES**

SCHEDULE OF ASSETS (HELD AT END OF YEAR), CONTINUED

JUNE 30, 2025

Form 5500, Part IV, Schedule H, Line 4i

E.I.N. 53-0088380
Plan No. 001

(c) Description of Investment Including Maturity Date, Rate of Interest							
(a)	(b) Identity of Issuer, Borrower, Lessor, or Similar Party	Description	Collateral	Maturity Date and Rate of Interest	Number of Shares or Par Value	(d) Cost	(e) Current Value
	BUILDERS FIRSTSOURCE INC	COMMON STOCK	N/A	N/A	1,502	\$ 244,185	\$ 175,268
	BUNGE GLOBAL SA	COMMON STOCK	N/A	N/A	1,826	190,277	146,591
	BXP INC	COMMON STOCK	N/A	N/A	1,979	201,176	133,523
	CADENCE DESIGN SYSTEMS INC	COMMON STOCK	N/A	N/A	3,710	180,296	1,143,237
	CAE INC	COMMON STOCK	N/A	N/A	78,838	1,333,914	2,305,918
	CAESARS ENTERTAINMENT INC	COMMON STOCK	N/A	N/A	2,826	246,186	80,230
	CAMDEN PROPERTY TRUST	COMMON STOCK	N/A	N/A	1,452	239,809	163,626
	CANADIAN NATIONAL RAILWAY CO	COMMON STOCK	N/A	N/A	29,137	1,656,597	3,029,864
	CAPITAL ONE FINANCIAL CORP	COMMON STOCK	N/A	N/A	14,116	1,462,922	3,003,320
	CARDINAL HEALTH INC	COMMON STOCK	N/A	N/A	3,243	149,698	544,824
	CARMAX INC	COMMON STOCK	N/A	N/A	2,070	66,340	139,125
	CARNIVAL CORP	COMMON STOCK	N/A	N/A	191,593	3,271,706	5,387,595
	CARRIER GLOBAL CORP	COMMON STOCK	N/A	N/A	10,835	158,299	793,014
	CATERPILLAR INC	COMMON STOCK	N/A	N/A	6,543	442,172	2,540,058
	CBOE GLOBAL MARKETS INC	COMMON STOCK	N/A	N/A	1,423	125,311	331,858
	CBRE GROUP INC	COMMON STOCK	N/A	N/A	4,586	202,200	642,590
	CCL INDUSTRIES INC	COMMON STOCK	N/A	N/A	22,506	872,161	1,309,785
	CDW CORP/DE	COMMON STOCK	N/A	N/A	1,789	222,186	319,498
	CENCORA INC	COMMON STOCK	N/A	N/A	2,344	153,812	702,848
	CENTENE CORP	COMMON STOCK	N/A	N/A	6,762	325,256	367,041
	CENTERPOINT ENERGY INC	COMMON STOCK	N/A	N/A	8,870	192,996	325,884
	CF INDUSTRIES HOLDINGS INC	COMMON STOCK	N/A	N/A	2,202	89,838	202,584
	CGI INC	COMMON STOCK	N/A	N/A	12,932	574,971	1,355,372
	CH ROBINSON WORLDWIDE INC	COMMON STOCK	N/A	N/A	1,613	98,448	154,767
	CHARLES RIVER LABORATORIES INT	COMMON STOCK	N/A	N/A	667	210,057	101,204
	CHARLES SCHWAB CORP/THE	COMMON STOCK	N/A	N/A	23,210	853,813	2,117,680
	CHARTER COMMUNICATIONS INC	COMMON STOCK	N/A	N/A	1,297	374,392	530,227
	CHEVRON CORP	COMMON STOCK	N/A	N/A	22,071	1,702,472	3,160,346
	CHIPOTLE MEXICAN GRILL INC	COMMON STOCK	N/A	N/A	18,593	194,425	1,043,997
	CHUBB LTD	COMMON STOCK	N/A	N/A	5,064	480,825	1,467,142
	CHURCH & DWIGHT CO INC	COMMON STOCK	N/A	N/A	3,347	165,924	521,680
	CIGNA GROUP/THE	COMMON STOCK	N/A	N/A	3,430	329,000	1,200,005
	CINCINNATI FINANCIAL CORP	COMMON STOCK	N/A	N/A	2,139	123,607	318,540
	CINTAS CORP	COMMON STOCK	N/A	N/A	4,670	125,892	1,040,803
	CISCO SYSTEMS INC	COMMON STOCK	N/A	N/A	54,062	1,411,247	3,750,822
	CITIGROUP INC	COMMON STOCK	N/A	N/A	25,381	1,792,237	2,160,431
	CITIZENS FINANCIAL GROUP INC	COMMON STOCK	N/A	N/A	5,893	161,494	263,712
	CLOROX CO/THE	COMMON STOCK	N/A	N/A	1,676	131,629	201,117
	CME GROUP INC	COMMON STOCK	N/A	N/A	4,897	569,218	1,349,711
	CMS ENERGY CORP	COMMON STOCK	N/A	N/A	4,065	138,596	281,623
	COCA-COLA CO/THE	COMMON STOCK	N/A	N/A	52,639	1,934,372	3,724,209
	COGNIZANT TECHNOLOGY SOLUTIONS	COMMON STOCK	N/A	N/A	19,919	975,284	1,554,280
	COMBASE GLOBAL INC	COMMON STOCK	N/A	N/A	2,880	768,833	1,009,411
	COLGATE-PALMOLIVE CO	COMMON STOCK	N/A	N/A	11,788	504,553	1,071,529
	COLLIERS INTL GROUP INC	COMMON STOCK	N/A	N/A	9,208	1,166,023	1,202,337
	COMCAST CORP	COMMON STOCK	N/A	N/A	100,336	3,009,138	3,580,992
	CONAGRA BRANDS INC	COMMON STOCK	N/A	N/A	6,487	181,955	132,789
	CONOCOPHILLIPS	COMMON STOCK	N/A	N/A	17,155	732,359	1,539,490
	CONSOLIDATED EDISON INC	COMMON STOCK	N/A	N/A	4,896	295,383	491,314
	CONSTELLATION BRANDS INC	COMMON STOCK	N/A	N/A	2,080	174,594	338,374
	CONSTELLATION ENERGY CORP	COMMON STOCK	N/A	N/A	4,307	145,987	1,390,127
	CONSTELLATION SOFTWARE INC	COMMON STOCK	N/A	N/A	514	1,710,851	1,880,912
	COOPER COS INC/THE	COMMON STOCK	N/A	N/A	2,718	140,831	193,413
	COPART INC	COMMON STOCK	N/A	N/A	11,947	206,892	586,239
	CORNING INC	COMMON STOCK	N/A	N/A	10,475	231,051	550,880
	CORPAY INC	COMMON STOCK	N/A	N/A	958	215,388	317,884
	CORTEVA INC	COMMON STOCK	N/A	N/A	9,270	220,139	690,893
	COSTAR GROUP INC	COMMON STOCK	N/A	N/A	5,733	407,983	460,933
	COSTCO WHOLESALE CORP	COMMON STOCK	N/A	N/A	6,029	724,030	5,968,348
	COTEREA ENERGY INC	COMMON STOCK	N/A	N/A	10,372	217,539	263,241
	CRI PLC	COMMON STOCK	N/A	N/A	18,734	1,221,692	1,719,781
	CROWDSTRIKE HOLDINGS INC	COMMON STOCK	N/A	N/A	3,385	1,289,663	1,724,014
	CROWN CASTLE INC	COMMON STOCK	N/A	N/A	5,918	493,893	607,956
	CSX CORP	COMMON STOCK	N/A	N/A	25,528	177,383	832,979
	CUMMINS INC	COMMON STOCK	N/A	N/A	1,872	142,762	613,080
	CVS HEALTH CORP	COMMON STOCK	N/A	N/A	17,191	813,085	1,185,835
	DANAHER CORP	COMMON STOCK	N/A	N/A	8,656	550,005	1,709,906
	DARDEN RESTAURANTS INC	COMMON STOCK	N/A	N/A	1,590	69,938	346,572
	DAVITA INC	COMMON STOCK	N/A	N/A	569	24,224	81,054
	DAYFORCE INC	COMMON STOCK	N/A	N/A	2,173	216,055	120,362
	DECKERS OUTDOOR CORP	COMMON STOCK	N/A	N/A	2,566	371,990	264,478
	DEERE & CO	COMMON STOCK	N/A	N/A	3,430	232,270	1,744,121
	DEFINITY FINANCIAL CORP	COMMON STOCK	N/A	N/A	20,695	565,206	1,203,783
	DELL TECHNOLOGIES INC	COMMON STOCK	N/A	N/A	4,071	476,492	499,105
	DELTA AIR LINES INC	COMMON STOCK	N/A	N/A	10,063	334,248	494,898
	DESCARTES SYS GROUP INC	COMMON STOCK	N/A	N/A	10,108	451,799	1,024,727
	DEVON ENERGY CORP	COMMON STOCK	N/A	N/A	8,726	274,891	277,574
	DEXCOM INC	COMMON STOCK	N/A	N/A	5,426	565,329	473,636
	DIAMONDBACK ENERGY INC	COMMON STOCK	N/A	N/A	2,541	282,594	349,133
	DIGITAL REALTY TRUST INC	COMMON STOCK	N/A	N/A	4,302	504,334	749,968
	DOLLAR GENERAL CORP	COMMON STOCK	N/A	N/A	2,989	184,253	341,882
	DOLLAR TREE INC	COMMON STOCK	N/A	N/A	2,684	162,627	255,823
	DOMINION ENERGY INC	COMMON STOCK	N/A	N/A	11,589	635,516	655,010
	DOMINO'S PIZZA INC	COMMON STOCK	N/A	N/A	465	176,069	209,529
	DOORDASH INC	COMMON STOCK	N/A	N/A	4,659	890,254	1,148,490
	DOVER CORP	COMMON STOCK	N/A	N/A	1,863	74,861	341,357
	DOW INC	COMMON STOCK	N/A	N/A	9,606	413,502	254,367
	DR HORTON INC	COMMON STOCK	N/A	N/A	3,757	122,338	484,352
	DTE ENERGY CO	COMMON STOCK	N/A	N/A	2,820	174,262	373,537
	DUKE ENERGY CORP	COMMON STOCK	N/A	N/A	10,562	667,880	1,246,316
	DUPONT DE NEMOURS INC	COMMON STOCK	N/A	N/A	5,687	349,204	390,071
	EASTMAN CHEMICAL CO	COMMON STOCK	N/A	N/A	1,569	72,512	117,142
	EATON CORP PLC	COMMON STOCK	N/A	N/A	5,317	348,352	1,898,116
	EBAY INC	COMMON STOCK	N/A	N/A	6,265	100,808	466,492
	ECOLAB INC	COMMON STOCK	N/A	N/A	3,429	259,283	923,910

TRUST FOR THE INTERNATIONAL BROTHERHOOD OF ELECTRICAL WORKERS' PENSION BENEFIT FUND AND SUBSIDIARIES

SCHEDULE OF ASSETS (HELD AT END OF YEAR), CONTINUED

JUNE 30, 2025

Form 5500, Part IV, Schedule H, Line 4i

E.I.N. 53-0088380
Plan No. 001

(c) Description of Investment Including Maturity Date, Rate of Interest							
(a)	(b) Identity of Issuer, Borrower, Lessor, or Similar Party	Description	Collateral	Maturity Date and Rate of Interest	Number of Shares or Par Value	(d) Cost	(e) Current Value
	EDISON INTERNATIONAL	COMMON STOCK	N/A	N/A	5,229	\$ 245,070	\$ 269,816
	EDWARDS LIFESCIENCES CORP	COMMON STOCK	N/A	N/A	7,971	197,658	623,412
	ELECTRONIC ARTS INC	COMMON STOCK	N/A	N/A	12,360	1,296,346	1,973,892
	ELEVANCE HEALTH INC	COMMON STOCK	N/A	N/A	6,743	1,112,625	2,422,757
	ELI LILLY & CO	COMMON STOCK	N/A	N/A	10,781	1,021,957	8,404,113
	EMERSON ELECTRIC CO	COMMON STOCK	N/A	N/A	7,644	309,275	1,019,175
	FNGHOLISE SYSTEMS LTD	COMMON STOCK	N/A	N/A	18,567	711,428	318,000
	ENPHASE ENERGY INC	COMMON STOCK	N/A	N/A	1,783	359,326	70,696
	ENTEGRIS INC	COMMON STOCK	N/A	N/A	31,048	2,629,599	2,504,021
	ENERGY CORP	COMMON STOCK	N/A	N/A	53,109	2,680,743	4,414,420
	EOG RESOURCES INC	COMMON STOCK	N/A	N/A	7,417	390,410	887,147
	EPAM SYSTEMS INC	COMMON STOCK	N/A	N/A	770	503,522	136,151
	EQB INC	COMMON STOCK	N/A	N/A	10,504	777,384	797,211
	EQT CORP	COMMON STOCK	N/A	N/A	8,135	319,524	474,433
	EQUIFAX INC	COMMON STOCK	N/A	N/A	1,688	125,301	437,817
	EQUINIX INC	COMMON STOCK	N/A	N/A	1,354	552,530	1,077,066
	EQUITY RESIDENTIAL	COMMON STOCK	N/A	N/A	4,647	230,644	313,626
	ERIE INDEMNITY CO	COMMON STOCK	N/A	N/A	430	210,354	149,120
	ESSEX PROPERTY TRUST INC	COMMON STOCK	N/A	N/A	875	176,538	247,975
	ESTEE LAUDER COS INC/THE	COMMON STOCK	N/A	N/A	3,183	226,616	257,186
	EVEREST GROUP LTD	COMMON STOCK	N/A	N/A	3,590	1,257,383	1,220,062
	EVERGY INC	COMMON STOCK	N/A	N/A	3,127	170,984	215,544
	EVERSOURCE ENERGY	COMMON STOCK	N/A	N/A	4,992	228,681	317,591
	EXELON CORP	COMMON STOCK	N/A	N/A	13,719	317,463	595,679
	EXPAND ENERGY CORP	COMMON STOCK	N/A	N/A	2,943	317,391	344,154
	EXPEDIA GROUP INC	COMMON STOCK	N/A	N/A	1,897	196,898	319,986
	EXPEDITORS INTERNATIONAL OF WA	COMMON STOCK	N/A	N/A	1,861	101,622	212,619
	EXTRA SPACE STORAGE INC	COMMON STOCK	N/A	N/A	2,897	325,463	427,134
	EXXON MOBIL CORP	COMMON STOCK	N/A	N/A	88,841	5,637,266	9,577,060
	F5 INC	COMMON STOCK	N/A	N/A	880	132,935	259,002
	FACTSET RESEARCH SYSTEMS INC	COMMON STOCK	N/A	N/A	316	242,304	230,796
	FAIR ISAAC CORP	COMMON STOCK	N/A	N/A	378	300,939	690,949
	FASTENAL CO	COMMON STOCK	N/A	N/A	15,590	162,229	654,780
	FEDERAL REALTY INVESTMENT TRUS	COMMON STOCK	N/A	N/A	1,055	144,632	100,214
	FEDEX CORP	COMMON STOCK	N/A	N/A	2,995	292,271	680,793
	FIDELITY NATIONAL INFORMATION	COMMON STOCK	N/A	N/A	51,681	4,117,225	4,207,350
	FIFTH THIRD BANCORP	COMMON STOCK	N/A	N/A	9,071	233,562	373,090
	FIRST SOLAR INC	COMMON STOCK	N/A	N/A	1,457	229,050	241,192
	FIRSTENERGY CORP	COMMON STOCK	N/A	N/A	6,980	258,512	281,015
	FISERV INC	COMMON STOCK	N/A	N/A	7,572	442,228	1,305,489
	FORD MOTOR CO	COMMON STOCK	N/A	N/A	33,075	624,681	575,864
	FORTINET INC	COMMON STOCK	N/A	N/A	10,081	297,347	1,065,763
	FORTIVE CORP	COMMON STOCK	N/A	N/A	18,972	940,545	989,010
	FOX CORP	COMMON STOCK	N/A	N/A	2,909	120,023	163,020
	FOX CORP	COMMON STOCK	N/A	N/A	1,793	73,747	92,573
	FRANCO-NEVADA CORP	COMMON STOCK	N/A	N/A	10,077	1,317,037	1,651,092
	FRANKLIN RESOURCES INC	COMMON STOCK	N/A	N/A	4,213	102,870	100,480
	FREEMPORT-MCMORAN INC	COMMON STOCK	N/A	N/A	19,517	402,574	846,062
	GARMIN LTD	COMMON STOCK	N/A	N/A	2,093	132,319	436,851
	GARTNER INC	COMMON STOCK	N/A	N/A	1,198	197,991	484,256
	GE AEROSPACE	COMMON STOCK	N/A	N/A	14,491	1,841,941	3,729,838
	GE HEALTHCARE TECHNOLOGIES INC	COMMON STOCK	N/A	N/A	6,222	728,104	460,864
	GE Vernova Inc	COMMON STOCK	N/A	N/A	3,709	485,846	1,962,617
	GEN DIGITAL INC	COMMON STOCK	N/A	N/A	7,518	214,890	221,029
	GENERAC HOLDINGS INC	COMMON STOCK	N/A	N/A	803	241,933	114,998
	GENERAL DYNAMICS CORP	COMMON STOCK	N/A	N/A	3,423	381,817	998,352
	GENERAL MILLS INC	COMMON STOCK	N/A	N/A	7,441	260,242	385,518
	GENERAL MOTORS CO	COMMON STOCK	N/A	N/A	13,065	494,459	642,929
	GENUINE PARTS CO	COMMON STOCK	N/A	N/A	1,886	105,836	228,791
	GILDAN ACTIVEWEAR INC	COMMON STOCK	N/A	N/A	24,576	713,126	1,208,538
	GILEAD SCIENCES INC	COMMON STOCK	N/A	N/A	16,903	521,230	1,874,146
	GLOBAL PAYMENTS INC	COMMON STOCK	N/A	N/A	3,314	234,211	265,253
	GLOBE LIFE INC	COMMON STOCK	N/A	N/A	1,122	39,560	139,453
	GODDADDY INC	COMMON STOCK	N/A	N/A	2,484	363,257	447,269
	GOLDMAN SACHS GROUP INC/THE	COMMON STOCK	N/A	N/A	4,170	609,291	2,951,318
	HALLIBURTON CO	COMMON STOCK	N/A	N/A	99,092	2,848,177	2,019,495
	HARTFORD INSURANCE GROUP INC/T	COMMON STOCK	N/A	N/A	3,870	171,314	490,987
	HASBRO INC	COMMON STOCK	N/A	N/A	1,790	97,323	132,138
	HCA HEALTHCARE INC	COMMON STOCK	N/A	N/A	2,598	267,414	995,294
	HEALTHPEAK PROPERTIES INC	COMMON STOCK	N/A	N/A	9,441	273,501	165,312
	HENRY SCHEIN INC	COMMON STOCK	N/A	N/A	1,654	94,402	120,825
	HERSHEY CO/THE	COMMON STOCK	N/A	N/A	2,011	150,141	333,725
	HESS CORP	COMMON STOCK	N/A	N/A	13,044	746,647	1,807,116
	HEWLETT PACKARD ENTERPRISE CO	COMMON STOCK	N/A	N/A	17,850	168,316	365,033
	HILTON WORLDWIDE HOLDINGS INC	COMMON STOCK	N/A	N/A	3,230	234,761	860,278
	HOLOGIC INC	COMMON STOCK	N/A	N/A	3,028	116,037	197,304
	HOME DEPOT INC/THE	COMMON STOCK	N/A	N/A	13,507	834,265	4,952,206
	HONEYWELL INTERNATIONAL INC	COMMON STOCK	N/A	N/A	8,734	555,361	2,033,974
	HORMEL FOODS CORP	COMMON STOCK	N/A	N/A	3,961	82,354	119,820
	HOTEL & RESORTS INC	COMMON STOCK	N/A	N/A	9,427	189,251	144,799
	HOWMET AEROSPACE INC	COMMON STOCK	N/A	N/A	5,486	185,255	1,021,109
	HP INC	COMMON STOCK	N/A	N/A	12,811	204,330	913,357
	HUBBELL INC	COMMON STOCK	N/A	N/A	725	217,964	296,097
	HUMANA INC	COMMON STOCK	N/A	N/A	1,640	170,602	400,947
	HUNTINGTON BANCSHARES INC/OH	COMMON STOCK	N/A	N/A	19,797	256,520	331,798
	HUNTINGTON INGALLS INDUSTRIES	COMMON STOCK	N/A	N/A	533	121,112	128,698
	IDEX CORP	COMMON STOCK	N/A	N/A	1,027	169,631	100,310
	IDEXX LABORATORIES INC	COMMON STOCK	N/A	N/A	1,093	156,739	586,220
	ILLINOIS TOOL WORKS INC	COMMON STOCK	N/A	N/A	3,623	221,614	895,787
	INCYTE CORP	COMMON STOCK	N/A	N/A	2,467	286,591	168,003
	INGERSOLL RAND INC	COMMON STOCK	N/A	N/A	5,483	143,609	456,076
	INSULET CORP	COMMON STOCK	N/A	N/A	956	296,835	300,356
	INTACT FINANCIAL CORP	COMMON STOCK	N/A	N/A	8,061	555,923	1,870,660
	INTEL CORP	COMMON STOCK	N/A	N/A	59,276	1,693,478	1,327,782
	INTERCONTINENTAL EXCHANGE INC	COMMON STOCK	N/A	N/A	7,795	462,172	1,430,149
	INTERNATIONAL BUSINESS MACHINE	COMMON STOCK	N/A	N/A	12,630	1,200,479	3,723,071

**TRUST FOR THE INTERNATIONAL BROTHERHOOD OF
ELECTRICAL WORKERS' PENSION BENEFIT FUND AND SUBSIDIARIES**

SCHEDULE OF ASSETS (HELD AT END OF YEAR), CONTINUED

JUNE 30, 2025

Form 5500, Part IV, Schedule H, Line 4i

E.I.N. 53-0088380
Plan No. 001

(c) Description of Investment Including Maturity Date, Rate of Interest							
(a) (b) Identity of Issuer, Borrower, Lessor, or Similar Party	Description	Collateral	Maturity Date and Rate of Interest	Number of Shares or Par Value	(d) Cost	(e) Current Value	
INTERNATIONAL FLAVORS & FRAGRA	COMMON STOCK	N/A	N/A	3,476	\$ 378,701	\$ 255,660	
INTERNATIONAL PAPER CO	COMMON STOCK	N/A	N/A	7,174	321,811	335,958	
INTERPUBLIC GROUP OF COS INC/T	COMMON STOCK	N/A	N/A	5,024	101,266	122,988	
INTUIT INC	COMMON STOCK	N/A	N/A	3,799	511,201	2,992,204	
INTUITIVE SURGICAL INC	COMMON STOCK	N/A	N/A	4,912	455,976	2,669,230	
INVESCO LTD	COMMON STOCK	N/A	N/A	6,082	136,840	95,913	
INVITATION HOMES INC	COMMON STOCK	N/A	N/A	7,746	284,313	254,069	
IQVIA HOLDINGS INC	COMMON STOCK	N/A	N/A	2,233	252,930	351,898	
IRON MOUNTAIN INC	COMMON STOCK	N/A	N/A	4,565	187,684	468,232	
J M SMUCKER CO/THE	COMMON STOCK	N/A	N/A	1,446	120,372	141,997	
JABIL INC	COMMON STOCK	N/A	N/A	1,459	193,903	318,208	
JACK HENRY & ASSOCIATES INC	COMMON STOCK	N/A	N/A	1,000	143,364	180,170	
JACOBS SOLUTIONS INC	COMMON STOCK	N/A	N/A	1,633	97,500	214,658	
JB HUNT TRANSPORT SERVICES INC	COMMON STOCK	N/A	N/A	9,942	1,211,453	1,430,543	
JOHNSON & JOHNSON	COMMON STOCK	N/A	N/A	32,697	2,392,682	4,994,467	
JOHNSON CONTROLS INTERNATIONAL	COMMON STOCK	N/A	N/A	38,123	2,382,898	4,026,551	
JPMORGAN CHASE & CO	COMMON STOCK	N/A	N/A	37,985	1,935,159	11,012,231	
JUNIPER NETWORKS INC	COMMON STOCK	N/A	N/A	4,499	103,530	179,645	
KELLANOVA	COMMON STOCK	N/A	N/A	3,654	183,324	290,603	
KENVUE INC	COMMON STOCK	N/A	N/A	26,090	608,118	546,064	
KEURIG DR PEPPER INC	COMMON STOCK	N/A	N/A	121,111	3,865,223	4,003,930	
KEYCORP	COMMON STOCK	N/A	N/A	13,404	204,769	233,498	
KEYSIGHT TECHNOLOGIES INC	COMMON STOCK	N/A	N/A	2,348	146,731	384,743	
KIMBERLY-CLARK CORP	COMMON STOCK	N/A	N/A	4,509	343,192	581,300	
KIMCO REALTY CORP	COMMON STOCK	N/A	N/A	9,193	214,532	193,237	
KINAXIS INC	COMMON STOCK	N/A	N/A	8,722	977,255	1,294,525	
KINDER MORGAN INC	COMMON STOCK	N/A	N/A	26,270	810,815	772,338	
KKR & CO INC	COMMON STOCK	N/A	N/A	9,198	1,005,198	1,223,610	
KLA CORP	COMMON STOCK	N/A	N/A	1,797	109,272	1,609,645	
KRAFT HEINZ CO/THE	COMMON STOCK	N/A	N/A	11,741	460,904	303,153	
KROGER CO/THE	COMMON STOCK	N/A	N/A	8,325	140,119	597,152	
LSHARRIS TECHNOLOGIES INC	COMMON STOCK	N/A	N/A	2,540	207,788	637,134	
LABCORP HOLDINGS INC	COMMON STOCK	N/A	N/A	1,137	89,514	298,474	
LAM RESEARCH CORP	COMMON STOCK	N/A	N/A	17,382	129,857	1,691,964	
LAMB WESTON HOLDINGS INC	COMMON STOCK	N/A	N/A	1,918	147,730	99,448	
LAS VEGAS SANDS CORP	COMMON STOCK	N/A	N/A	42,736	2,142,851	1,859,443	
LEIDOS HOLDINGS INC	COMMON STOCK	N/A	N/A	2,009	186,817	316,940	
LENHAR CORP	COMMON STOCK	N/A	N/A	22,136	2,552,550	2,440,460	
LENNOX INTERNATIONAL INC	COMMON STOCK	N/A	N/A	434	272,598	248,786	
LINDE PLC	COMMON STOCK	N/A	N/A	6,397	742,622	3,001,344	
LIONSCATE STUDIOS CORP	COMMON STOCK	N/A	N/A	2	1	12	
LIVE NATION ENTERTAINMENT INC	COMMON STOCK	N/A	N/A	2,193	172,660	331,757	
LKQ CORP	COMMON STOCK	N/A	N/A	3,508	115,284	129,831	
LOCKHEED MARTIN CORP	COMMON STOCK	N/A	N/A	2,834	357,155	1,312,539	
LOEWS CORP	COMMON STOCK	N/A	N/A	2,365	71,807	216,776	
LOWE'S COS INC	COMMON STOCK	N/A	N/A	7,606	217,297	1,687,543	
LULULEMON ATHLETICA INC	COMMON STOCK	N/A	N/A	1,504	620,768	357,320	
LYONDELLBASELL INDUSTRIES NV	COMMON STOCK	N/A	N/A	3,494	223,681	202,163	
M&T BANK CORP	COMMON STOCK	N/A	N/A	2,181	266,348	423,092	
MARATHON PETROLEUM CORP	COMMON STOCK	N/A	N/A	4,175	111,159	693,509	
MARKETAXESS HOLDINGS INC	COMMON STOCK	N/A	N/A	510	164,767	113,903	
MARRIOTT INTERNATIONAL INC/MD	COMMON STOCK	N/A	N/A	3,089	159,306	843,946	
MARSH & MCLENNAN COS INC	COMMON STOCK	N/A	N/A	6,696	329,741	1,464,013	
MARTIN MARIETTA MATERIALS INC	COMMON STOCK	N/A	N/A	819	138,068	449,598	
MASCO CORP	COMMON STOCK	N/A	N/A	3,107	85,726	199,967	
MASTERCARD INC	COMMON STOCK	N/A	N/A	11,023	634,478	6,194,265	
MATCH GROUP INC	COMMON STOCK	N/A	N/A	3,332	509,670	102,925	
MCCORMICK & CO INC/MD	COMMON STOCK	N/A	N/A	3,434	115,243	260,366	
MCDONALD'S CORP	COMMON STOCK	N/A	N/A	9,717	610,604	2,839,016	
MCKESSON CORP	COMMON STOCK	N/A	N/A	1,700	148,300	1,245,726	
MEDTRONIC PLC	COMMON STOCK	N/A	N/A	41,159	3,399,762	3,587,830	
MERCK & CO INC	COMMON STOCK	N/A	N/A	60,554	3,589,956	4,793,455	
META PLATFORMS INC	COMMON STOCK	N/A	N/A	30,104	3,173,652	22,219,461	
METLIFE INC	COMMON STOCK	N/A	N/A	7,643	275,824	616,258	
METRO INC	COMMON STOCK	N/A	N/A	16,143	120,659	1,265,531	
METTLER-TOLEDO INTERNATIONAL I	COMMON STOCK	N/A	N/A	282	122,197	331,271	
MGM RESORTS INTERNATIONAL	COMMON STOCK	N/A	N/A	2,811	94,106	96,670	
MICROCHIP TECHNOLOGY INC	COMMON STOCK	N/A	N/A	35,781	1,896,578	2,517,909	
MICROSOFT INC	COMMON STOCK	N/A	N/A	13,187	417,702	1,817,798	
MICROSOFI CORP	COMMON STOCK	N/A	N/A	101,500	5,940,403	50,487,115	
MID-AMERICA APARTMENT COMMUNIT	COMMON STOCK	N/A	N/A	1,591	157,755	235,484	
MODERNA INC	COMMON STOCK	N/A	N/A	4,625	1,428,843	127,604	
MOHAWK INDUSTRIES INC	COMMON STOCK	N/A	N/A	705	111,921	73,912	
MOLINA HEALTHCARE INC	COMMON STOCK	N/A	N/A	737	229,437	219,552	
MOLSON COORS BEVERAGE CO	COMMON STOCK	N/A	N/A	2,328	136,925	111,954	
MONDELEZ INTERNATIONAL INC	COMMON STOCK	N/A	N/A	17,596	398,196	1,186,674	
MONOLITHIC POWER SYSTEMS INC	COMMON STOCK	N/A	N/A	651	263,656	476,128	
MONSTER BEVERAGE CORP	COMMON STOCK	N/A	N/A	9,585	183,862	600,404	
MOODY'S CORP	COMMON STOCK	N/A	N/A	2,102	129,724	1,054,342	
MORGAN STANLEY	COMMON STOCK	N/A	N/A	17,073	608,170	2,404,903	
MOSAIC CO/THE	COMMON STOCK	N/A	N/A	4,311	190,544	157,265	
MOTOROLA SOLUTIONS INC	COMMON STOCK	N/A	N/A	2,287	234,907	941,592	
MSCI INC	COMMON STOCK	N/A	N/A	1,051	173,982	606,154	
NASDAQ INC	COMMON STOCK	N/A	N/A	5,617	150,521	502,272	
NATIONAL BANK OF CANADA	COMMON STOCK	N/A	N/A	16,176	1,142,409	1,665,849	
NETAPP INC	COMMON STOCK	N/A	N/A	2,764	80,058	294,504	
NETFLIX INC	COMMON STOCK	N/A	N/A	5,957	755,075	7,977,197	
NEWMONT CORP	COMMON STOCK	N/A	N/A	15,125	538,063	881,183	
NEWS CORP	COMMON STOCK	N/A	N/A	5,126	53,537	152,345	
NEWS CORP	COMMON STOCK	N/A	N/A	1,515	20,106	51,980	
NEXTERA ENERGY INC	COMMON STOCK	N/A	N/A	28,467	761,695	1,976,179	
NICE INC	COMMON STOCK	N/A	N/A	16,009	448,093	1,137,279	
NISOURCE INC	COMMON STOCK	N/A	N/A	6,396	121,400	258,015	
NORDSON CORP	COMMON STOCK	N/A	N/A	735	163,540	157,562	
NORFOLK SOUTHERN CORP	COMMON STOCK	N/A	N/A	3,064	169,058	784,292	
NORTHERN TRUST CORP	COMMON STOCK	N/A	N/A	2,644	159,517	335,233	

TRUST FOR THE INTERNATIONAL BROTHERHOOD OF ELECTRICAL WORKERS' PENSION BENEFIT FUND AND SUBSIDIARIES

SCHEDULE OF ASSETS (HELD AT END OF YEAR), CONTINUED

JUNE 30, 2025

Form 5500, Part IV, Schedule H, Line 4i

E.I.N. 53-0088380
Plan No. 001

(c) Description of Investment Including Maturity Date, Rate of Interest						
(a) (b) Identity of Issuer, Borrower, Lessor, or Similar Party	Description	Collateral	Maturity Date and Rate of Interest	Number of Shares or Par Value	(d) Cost	(e) Current Value
NORTHROP GRUMMAN CORP	COMMON STOCK	N/A	N/A	1,839	\$ 188,190	\$ 919,463
NORWEGIAN CRUISE LINE HOLDINGS	COMMON STOCK	N/A	N/A	7,714	250,561	156,440
NRG ENERGY INC	COMMON STOCK	N/A	N/A	2,665	66,383	427,946
NUCOR CORP	COMMON STOCK	N/A	N/A	3,136	113,240	406,237
NVIDIA CORP	COMMON STOCK	N/A	N/A	335,908	1,517,969	53,070,107
NVR INC	COMMON STOCK	N/A	N/A	40	154,264	295,426
NXP SEMICONDUCTORS NV	COMMON STOCK	N/A	N/A	3,433	692,937	750,076
OCCIDENTAL PETROLEUM CORP	COMMON STOCK	N/A	N/A	9,629	372,569	404,514
OLD DOMINION FREIGHT LINE INC	COMMON STOCK	N/A	N/A	2,561	185,205	415,650
OMNICOM GROUP INC	COMMON STOCK	N/A	N/A	2,651	110,985	190,713
ON SEMICONDUCTOR CORP	COMMON STOCK	N/A	N/A	5,679	301,443	297,636
ONEOK INC	COMMON STOCK	N/A	N/A	8,591	452,633	701,283
OPEN TEXT CORPORATION	COMMON STOCK	N/A	N/A	68,880	1,856,476	2,008,600
ORACLE CORP	COMMON STOCK	N/A	N/A	32,710	1,535,798	7,151,387
O'REILLY AUTOMOTIVE INC	COMMON STOCK	N/A	N/A	11,617	78,158	1,047,040
OTIS WORLDWIDE CORP	COMMON STOCK	N/A	N/A	5,363	197,721	531,044
PACCAR INC	COMMON STOCK	N/A	N/A	7,134	177,372	678,158
PACKAGING CORP OF AMERICA	COMMON STOCK	N/A	N/A	1,329	155,263	250,450
PALANTIR TECHNOLOGIES INC	COMMON STOCK	N/A	N/A	29,564	1,270,516	4,030,164
PALO ALTO NETWORKS INC	COMMON STOCK	N/A	N/A	9,176	1,176,117	1,676,166
PARAMOUNT GLOBAL	COMMON STOCK	N/A	N/A	8,178	296,264	105,496
PARKER-HANNIFIN CORP	COMMON STOCK	N/A	N/A	1,736	148,608	1,212,544
PAYCHEX INC	COMMON STOCK	N/A	N/A	4,356	185,704	633,624
PAYCOM SOFTWARE INC	COMMON STOCK	N/A	N/A	662	203,629	153,187
PAYPAL HOLDINGS INC	COMMON STOCK	N/A	N/A	13,216	447,757	982,213
PENTAIR PLC	COMMON STOCK	N/A	N/A	2,236	70,639	229,548
PEPSICO INC	COMMON STOCK	N/A	N/A	18,632	1,236,843	2,460,169
PERMIAN RESOURCES CORP	COMMON STOCK	N/A	N/A	94,908	1,349,157	1,292,647
PET VALU HOLDINGS LTD	COMMON STOCK	N/A	N/A	20,216	427,135	489,362
PFIZER INC	COMMON STOCK	N/A	N/A	77,260	2,014,297	1,872,782
PG&E CORP	COMMON STOCK	N/A	N/A	29,865	417,076	416,318
PHILIP MORRIS INTERNATIONAL IN	COMMON STOCK	N/A	N/A	38,337	2,794,530	6,992,318
PHILLIPS 66	COMMON STOCK	N/A	N/A	24,768	2,073,566	2,954,822
PINNACLE WEST CAPITAL CORP	COMMON STOCK	N/A	N/A	27,866	2,079,523	2,493,171
PNC FINANCIAL SERVICES GROUP I	COMMON STOCK	N/A	N/A	5,375	502,630	1,002,008
POOL CORP	COMMON STOCK	N/A	N/A	511	168,802	148,946
PPG INDUSTRIES INC	COMMON STOCK	N/A	N/A	3,085	169,324	350,919
PPL CORP	COMMON STOCK	N/A	N/A	10,046	263,712	340,469
PREMIUM BRANDS HOLDINGS CORP	COMMON STOCK	N/A	N/A	18,023	1,209,396	1,072,794
PRINCIPAL FINANCIAL GROUP INC	COMMON STOCK	N/A	N/A	2,803	103,493	222,642
PROCTER & GAMBLE CO/THE	COMMON STOCK	N/A	N/A	31,860	1,956,861	5,075,935
PROGRESSIVE CORP/THE	COMMON STOCK	N/A	N/A	8,463	376,998	2,258,436
PROLOGIS INC	COMMON STOCK	N/A	N/A	22,458	1,836,986	2,340,785
PRUDENTIAL FINANCIAL INC	COMMON STOCK	N/A	N/A	4,811	266,384	516,894
PTC INC	COMMON STOCK	N/A	N/A	1,664	233,441	286,774
PUBLIC SERVICE ENTERPRISE GROU	COMMON STOCK	N/A	N/A	6,781	208,707	570,825
PUBLIC STORAGE	COMMON STOCK	N/A	N/A	8,108	2,007,898	2,379,049
PULTEGROUP INC	COMMON STOCK	N/A	N/A	2,732	48,318	288,117
QUALCOMM INC	COMMON STOCK	N/A	N/A	30,019	2,063,572	4,780,826
QUANTA SERVICES INC	COMMON STOCK	N/A	N/A	2,014	92,743	761,453
QUEST DIAGNOSTICS INC	COMMON STOCK	N/A	N/A	1,517	88,528	272,499
RAILJANT CORP	COMMON STOCK	N/A	N/A	4,784	264,249	231,976
RALPH LAUREN CORP	COMMON STOCK	N/A	N/A	672	82,920	184,316
RAYMOND JAMES FINANCIAL INC	COMMON STOCK	N/A	N/A	2,468	143,787	378,517
REALTY INCOME CORP	COMMON STOCK	N/A	N/A	12,272	736,172	706,990
REGENCY CENTERS CORP	COMMON STOCK	N/A	N/A	2,220	147,018	158,131
REGENERON PHARMACEUTICALS INC	COMMON STOCK	N/A	N/A	1,411	546,158	740,775
REGIONS FINANCIAL CORP	COMMON STOCK	N/A	N/A	12,216	192,348	287,320
REPUBLIC SERVICES INC	COMMON STOCK	N/A	N/A	2,760	104,787	680,644
RESMED INC	COMMON STOCK	N/A	N/A	2,020	198,936	528,900
RESTAURANT BRANDS INTL INC	COMMON STOCK	N/A	N/A	9,569	571,148	633,469
REVVITY INC	COMMON STOCK	N/A	N/A	1,602	87,047	154,945
ROCKWELL AUTOMATION INC	COMMON STOCK	N/A	N/A	1,532	102,356	508,884
ROLLINS INC	COMMON STOCK	N/A	N/A	3,820	114,724	215,524
ROPER TECHNOLOGIES INC	COMMON STOCK	N/A	N/A	1,461	223,142	828,153
ROSS STORES INC	COMMON STOCK	N/A	N/A	4,469	114,052	570,155
ROYAL CARIBBEAN CRUISES LTD	COMMON STOCK	N/A	N/A	3,550	362,931	1,111,647
RTX CORP	COMMON STOCK	N/A	N/A	18,155	703,615	2,650,993
S&P GLOBAL INC	COMMON STOCK	N/A	N/A	4,266	445,232	2,249,419
SALESFORCE INC	COMMON STOCK	N/A	N/A	13,144	1,304,604	3,584,237
SANOFI SA	COMMON STOCK	N/A	N/A	39,388	1,900,865	1,902,834
SBA COMMUNICATIONS CORP	COMMON STOCK	N/A	N/A	1,460	238,562	342,866
SCHLUMBERGER LTD	COMMON STOCK	N/A	N/A	18,484	915,871	624,759
SEAGATE TECHNOLOGY HOLDINGS PL	COMMON STOCK	N/A	N/A	2,884	119,498	416,248
SEMPRA	COMMON STOCK	N/A	N/A	8,862	373,748	671,474
SERVICENOW INC	COMMON STOCK	N/A	N/A	2,813	907,117	2,891,989
SHERWIN-WILLIAMS CO/THE	COMMON STOCK	N/A	N/A	3,133	185,094	1,075,747
SHOPIFY INC	COMMON STOCK	N/A	N/A	18,199	1,194,950	2,094,786
SIMON PROPERTY GROUP INC	COMMON STOCK	N/A	N/A	4,170	413,636	670,369
SKYWORKS SOLUTIONS INC	COMMON STOCK	N/A	N/A	2,040	191,664	152,021
SLM CORP	COMMON STOCK	N/A	N/A	35,067	1,096,878	1,149,847
SMURFIT WESTROCK PLC	COMMON STOCK	N/A	N/A	6,739	315,496	290,788
SNAP-ON INC	COMMON STOCK	N/A	N/A	711	58,981	221,249
SOLVENTUM CORP	COMMON STOCK	N/A	N/A	1,881	112,678	142,655
SOUTHERN CO/THE	COMMON STOCK	N/A	N/A	14,935	593,314	1,371,481
SOUTHWEST AIRLINES CO	COMMON STOCK	N/A	N/A	7,744	178,955	251,215
STANLEY BLACK & DECKER INC	COMMON STOCK	N/A	N/A	2,102	165,030	142,411
STANTEC INC	COMMON STOCK	N/A	N/A	15,333	538,095	1,664,999
STARBUCKS CORP	COMMON STOCK	N/A	N/A	15,443	390,941	1,415,042
STATE STREET CORP	COMMON STOCK	N/A	N/A	3,875	220,344	412,068
STEEL DYNAMICS INC	COMMON STOCK	N/A	N/A	1,876	196,966	240,147
STERIS PLC	COMMON STOCK	N/A	N/A	1,335	212,880	320,694
STRYKER CORP	COMMON STOCK	N/A	N/A	4,674	488,156	1,849,175
SUPER MICRO COMPUTER INC	COMMON STOCK	N/A	N/A	6,975	730,774	341,845
SYNCHRONY FINANCIAL	COMMON STOCK	N/A	N/A	5,486	182,606	366,136
SYNOPSYS INC	COMMON STOCK	N/A	N/A	2,101	211,082	1,077,141

TRUST FOR THE INTERNATIONAL BROTHERHOOD OF ELECTRICAL WORKERS' PENSION BENEFIT FUND AND SUBSIDIARIES

SCHEDULE OF ASSETS (HELD AT END OF YEAR), CONTINUED

JUNE 30, 2025

Form 5500, Part IV, Schedule H, Line 4i

E.I.N. 53-0088380
Plan No. 001

(c) Description of Investment Including Maturity Date, Rate of Interest							
(a)	(b) Identity of Issuer, Borrower, Lessor, or Similar Party	Description	Collateral	Maturity Date and Rate of Interest	Number of Shares or Par Value	(d) Cost	(e) Current Value
	SYSCO CORP	COMMON STOCK	N/A	N/A	6,587	\$ 225,835	\$ 498,899
	T ROWE PRICE GROUP INC	COMMON STOCK	N/A	N/A	2,994	140,001	288,921
	TAKE-TWO INTERACTIVE SOFTWARE	COMMON STOCK	N/A	N/A	2,302	271,740	559,041
	TAPESTRY INC	COMMON STOCK	N/A	N/A	3,421	131,326	300,398
	TARGA RESOURCES CORP	COMMON STOCK	N/A	N/A	3,334	259,792	580,383
	TARGET CORP	COMMON STOCK	N/A	N/A	6,174	232,856	609,065
	TC ENRGY CORP	COMMON STOCK	N/A	N/A	40,550	1,624,000	1,975,642
	TE CONNECTIVITY PLC	COMMON STOCK	N/A	N/A	4,030	185,488	679,740
	TELEDYNE TECHNOLOGIES INC	COMMON STOCK	N/A	N/A	637	221,704	326,341
	TERADYNE INC	COMMON STOCK	N/A	N/A	2,180	176,338	196,026
	TESLA INC	COMMON STOCK	N/A	N/A	38,797	9,364,695	12,324,255
	TEXAS INSTRUMENTS INC	COMMON STOCK	N/A	N/A	12,345	517,222	2,563,069
	TEXAS PACIFIC LAND CORP	COMMON STOCK	N/A	N/A	256	412,315	270,436
	TEXTRON INC	COMMON STOCK	N/A	N/A	2,453	79,845	19,951
	TFI INTERNATIONAL INC	COMMON STOCK	N/A	N/A	12,118	990,439	1,085,602
	THE CAMPBELL'S COMPANY	COMMON STOCK	N/A	N/A	2,674	117,886	81,958
	THERMO FISHER SCIENTIFIC INC	COMMON STOCK	N/A	N/A	5,130	574,596	2,080,010
	THOMSON REUTERS CORPORATION	COMMON STOCK	N/A	N/A	7,931	1,049,569	1,591,664
	TJX COS INC/THE	COMMON STOCK	N/A	N/A	15,172	212,348	1,873,590
	TKO GROUP HOLDINGS INC	COMMON STOCK	N/A	N/A	911	136,818	165,756
	T-MOBILE US INC	COMMON STOCK	N/A	N/A	6,593	643,034	1,570,848
	TORONTO DOMINION BANK	COMMON STOCK	N/A	N/A	40,261	2,374,904	2,955,326
	TOURMALINE OIL CORP	COMMON STOCK	N/A	N/A	28,234	1,252,706	1,359,453
	TRACTOR SUPPLY CO	COMMON STOCK	N/A	N/A	7,205	110,401	380,208
	TRANE TECHNOLOGIES PLC	COMMON STOCK	N/A	N/A	3,031	124,500	1,325,790
	TRANSDIGM GROUP INC	COMMON STOCK	N/A	N/A	763	290,263	1,160,248
	TRAVELERS COS INC/THE	COMMON STOCK	N/A	N/A	3,079	179,258	823,756
	TRIMBLE INC	COMMON STOCK	N/A	N/A	3,242	230,056	246,327
	TRUIST FINANCIAL CORP	COMMON STOCK	N/A	N/A	17,796	661,861	765,050
	TYLER TECHNOLOGIES INC	COMMON STOCK	N/A	N/A	586	201,811	347,404
	TYSON FOODS INC	COMMON STOCK	N/A	N/A	3,890	138,696	217,607
	UBER TECHNOLOGIES INC	COMMON STOCK	N/A	N/A	28,417	1,768,409	2,651,306
	UDR INC	COMMON STOCK	N/A	N/A	4,097	157,944	167,281
	ULTA BEAUTY INC	COMMON STOCK	N/A	N/A	614	136,044	287,241
	UNION PACIFIC CORP	COMMON STOCK	N/A	N/A	8,119	336,700	1,868,020
	UNITED AIRLINES HOLDINGS INC	COMMON STOCK	N/A	N/A	4,736	257,253	377,128
	UNITED PARCEL SERVICE INC	COMMON STOCK	N/A	N/A	9,971	881,177	1,006,473
	UNITED RENTALS INC	COMMON STOCK	N/A	N/A	955	155,573	719,497
	UNITEDHEALTH GROUP INC	COMMON STOCK	N/A	N/A	18,187	2,532,506	5,673,798
	UNIVERSAL HEALTH SERVICES INC	COMMON STOCK	N/A	N/A	777	90,389	140,754
	US BANCORP	COMMON STOCK	N/A	N/A	21,172	677,520	938,033
	VALERO ENERGY CORP	COMMON STOCK	N/A	N/A	4,256	138,508	572,092
	VENTAS INC	COMMON STOCK	N/A	N/A	6,133	304,268	387,299
	VERALTO CORP	COMMON STOCK	N/A	N/A	3,812	160,713	384,821
	VERISIGN INC	COMMON STOCK	N/A	N/A	1,097	71,118	316,814
	VERISK ANALYTICS INC	COMMON STOCK	N/A	N/A	1,901	171,865	592,162
	VERIZON COMMUNICATIONS INC	COMMON STOCK	N/A	N/A	57,292	2,449,516	2,479,025
	VERTEX PHARMACEUTICALS INC	COMMON STOCK	N/A	N/A	3,507	396,938	1,561,316
	VERTIV HOLDINGS CO	COMMON STOCK	N/A	N/A	27,131	2,465,440	3,483,892
	VIATRIS INC	COMMON STOCK	N/A	N/A	15,949	206,576	142,425
	VICI PROPERTIES INC	COMMON STOCK	N/A	N/A	82,318	2,220,746	2,683,567
	VISA INC	COMMON STOCK	N/A	N/A	23,251	1,501,650	8,255,268
	VISTRA CORP	COMMON STOCK	N/A	N/A	4,917	426,588	952,964
	VULCAN MATERIALS CO	COMMON STOCK	N/A	N/A	1,795	144,474	468,172
	W R BERKLEY CORP	COMMON STOCK	N/A	N/A	4,231	137,442	310,852
	WALGREENS BOOTS ALLIANCE INC	COMMON STOCK	N/A	N/A	9,753	405,985	111,944
	WALMART INC	COMMON STOCK	N/A	N/A	59,395	1,212,881	5,807,643
	WALT DISNEY CO/THE	COMMON STOCK	N/A	N/A	24,430	1,622,632	3,029,564
	WARNER BROS DISCOVERY INC	COMMON STOCK	N/A	N/A	30,595	831,703	350,619
	WASTE MANAGEMENT INC	COMMON STOCK	N/A	N/A	4,976	273,843	1,138,608
	WATERS CORP	COMMON STOCK	N/A	N/A	809	61,424	292,373
	WEC ENERGY GROUP INC	COMMON STOCK	N/A	N/A	4,337	193,193	451,915
	WELLS FARGO & CO	COMMON STOCK	N/A	N/A	75,628	2,853,933	6,059,315
	WELLTOWER INC	COMMON STOCK	N/A	N/A	8,692	656,735	1,336,221
	WEST PHARMACEUTICAL SERVICES I	COMMON STOCK	N/A	N/A	976	213,251	213,549
	WESTERN ALLIANCE BANCORP	COMMON STOCK	N/A	N/A	24,843	2,247,904	1,937,257
	WESTERN DIGITAL CORP	COMMON STOCK	N/A	N/A	4,741	173,293	303,377
	WESTINGHOUSE AIR BRAKE TECHNOLOGICAL	COMMON STOCK	N/A	N/A	2,325	178,056	486,739
	WETKHAUSEK CO	COMMON STOCK	N/A	N/A	9,836	279,405	253,201
	WILLIAMS COS INC/THE	COMMON STOCK	N/A	N/A	18,136	548,650	1,139,122
	WILLIAMS-SONOMA INC	COMMON STOCK	N/A	N/A	1,679	274,719	274,298
	WILUS TOWERS WATSON PLC	COMMON STOCK	N/A	N/A	6,668	1,281,586	2,043,742
	WORKDAY INC	COMMON STOCK	N/A	N/A	2,944	801,631	706,560
	WSP GLOBAL INC	COMMON STOCK	N/A	N/A	8,892	586,129	1,810,136
	WW GRAINGER INC	COMMON STOCK	N/A	N/A	594	98,904	617,903
	WYNN RESORTS LTD	COMMON STOCK	N/A	N/A	18,944	1,789,820	1,774,484
	XCEL ENERGY INC	COMMON STOCK	N/A	N/A	44,088	2,674,388	3,002,393
	XYLEM INC/NY	COMMON STOCK	N/A	N/A	3,307	184,909	427,794
	YUM! BRANDS INC	COMMON STOCK	N/A	N/A	3,777	112,258	559,676
	ZEBRA TECHNOLOGIES CORP	COMMON STOCK	N/A	N/A	691	177,673	213,077
	ZIMMER BIOMET HOLDINGS INC	COMMON STOCK	N/A	N/A	2,689	203,702	245,264
	ZOETIS INC	COMMON STOCK	N/A	N/A	6,050	275,485	943,493
	Sub-total					<u>352,676,391</u>	<u>880,463,822</u>
	Preferred Securities						
	FIRST MARYLAND CAPITAL I	PREFERRED SECURITY	N/A	VAR RT 01/15/2027 DD 12/30/96	630,000	601,020	620,632
	Total Preferred Securities					<u>601,020</u>	<u>620,632</u>
	Total Common stock					<u>353,277,411</u>	<u>881,084,454</u>
	Registered Investment Companies						
	DIMENSIONAL FUND ADVISOR 3M CP	EQUITY	N/A	N/A	2,120,928	74,810,647	101,846,978
	DREYFUS GOVT CAS MGMT INST 289	CASH & CASH EQUIVALENTS	N/A	VAR RT 12/31/2075 DD 06/03/97	965,541	965,541	965,541
	DREYFUS GOVT CAS MGMT INST 289	CASH & CASH EQUIVALENTS	N/A	VAR RT 12/31/2075 DD 06/03/97	1,145	1,145	1,145
	FIDELITY MID CAP INDX	EQUITY	N/A	N/A	8,872,106	227,908,837	313,274,052
	ISHARES CORE S&P 500 ETF	EQUITY	N/A	N/A	1,075	651,532	667,468
	Total Registered Investment Companies					<u>304,337,702</u>	<u>416,755,184</u>

TRUST FOR THE INTERNATIONAL BROTHERHOOD OF
ELECTRICAL WORKERS' PENSION BENEFIT FUND AND SUBSIDIARIES

SCHEDULE OF ASSETS (HELD AT END OF YEAR), CONTINUED

JUNE 30, 2025

Form 5500, Part IV, Schedule H, Line 4i

E.I.N. 53-0088380
Plan No. 001

(c) Description of Investment Including Maturity Date, Rate of Interest							
(a)	(b) Identity of Issuer, Borrower, Lessor, or Similar Party	Description	Collateral	Maturity Date and Rate of Interest	Number of Shares or Par Value	(d) Cost	(e) Current Value
Futures							
	3 MONTH SOFR FUT (CME)	FUTURES CONTRACTS	N/A	EXP DEC 25	132	\$ -	\$ 48,215
	3 MONTH SOFR FUT (CME)	FUTURES CONTRACTS	N/A	EXP DEC 26	46	-	133,312
	3 MONTH SOFR FUT (CME)	FUTURES CONTRACTS	N/A	CALL SEP 25 096.125 ED 091225	182	37,932	34,125
	3 MONTH SOFR FUT (CME)	FUTURES CONTRACTS	N/A	CALL SEP 25 095.9375 ED 091225	51	16,682	17,850
	3 MONTH SOFR FUT (CME) JUN 26	FUTURES CONTRACTS	N/A	CALL JUN 26 096.750 ED 061226	93	81,570	93,581
	3 MONTH SOFR FUT (CME) SEP 25	FUTURES CONTRACTS	N/A	CALL SEP 25 096.625 ED 091225	74	17,730	4,163
	3 MONTH SOFR FUT (CME) SEP 25	FUTURES CONTRACTS	N/A	CALL SEP 25 097.500 ED 091225	-119	(62,700)	(2,975)
	3 MONTH SOFR FUT (CME) SEP 26	FUTURES CONTRACTS	N/A	CALL SEP 26 097.500 ED 091126	-118	(71,602)	(67,850)
	3 MONTH SOFR FUT SEP 25	FUTURES CONTRACTS	N/A	CALL SEP 25 097.250 ED 091225	-113	(19,538)	(3,531)
	3 MONTH SOFR FUT SEP 25	FUTURES CONTRACTS	N/A	CALL SEP 25 096.000 ED 091225	125	34,638	35,156
	JPN 10Y BOND FUTURE (OSE)	FUTURES CONTRACTS	N/A	EXP SEP 25	-4	-	8,308
	LONG GILT FUTURE (ICF)	FUTURES CONTRACTS	N/A	EXP SEP 25	-20	-	50,977
	SOFR 1YR MIDCURVE FUT SEP 26	FUTURES CONTRACTS	N/A	CALL SEP 25 097.250 ED 091225	-113	(51,563)	(28,956)
	US 10YR NOTE FUT (CBT) JUN 25	FUTURES CONTRACTS	N/A	CALL JUL 25 110.500 ED 072525	-51	(53,271)	(90,844)
	US 10YR NOTE FUTURE (CBT) JUN 25	FUTURES CONTRACTS	N/A	PUT JUL 25 110.500 ED 072525	-51	(55,302)	(7,969)
	US 10YR TREAS NTS FUT (CBT) SEP 25	FUTURES CONTRACTS	N/A	CALL AUG 25 111.500 ED 082225	-52	(57,379)	(70,688)
	US 10YR TREAS NTS FUT (CBT) SEP 25	FUTURES CONTRACTS	N/A	PUT AUG 25 111.500 ED 082225	-52	(52,504)	(38,188)
	US 10YR TREAS NTS FUTURE (CBT)	FUTURES CONTRACTS	N/A	CALL JUL 25 112.000 ED 072525	-24	(12,677)	(18,000)
	US 10YR TREAS NTS FUTURE (CBT)	FUTURES CONTRACTS	N/A	EXP SEP 25	317	-	679,793
	US 10YR ULTRA FUTURE (CBT)	FUTURES CONTRACTS	N/A	EXP SEP 25	-161	-	(475,773)
	US 2YR NOTE FUTURE (CBT)	FUTURES CONTRACTS	N/A	EXP SEP 25	13	-	11,170
	US 2YR TREAS NTS FUT (CBT) SEP 25	FUTURES CONTRACTS	N/A	CALL JUL 25 108.000 ED 072525	-63	(43,696)	(69,891)
	US 2YR TREAS NTS FUT (CBT) SEP 25	FUTURES CONTRACTS	N/A	PUT JUL 25 107.500 ED 072525	-24	(9,896)	(1,125)
	US 2YR TREAS NTS FUT (CBT) SEP 25	FUTURES CONTRACTS	N/A	PUT JUL 25 108.000 ED 072525	-63	(42,219)	(6,891)
	US 2YR TREAS NTS FUTURE (CBT)	FUTURES CONTRACTS	N/A	EXP SEP 25	121	-	51,226
	US 6-7 NOTE FRI W2 FUT (CBT) SEP 25	FUTURES CONTRACTS	N/A	PUT JUL 25 111.000 ED 071125	156	43,598	14,625
	US 6-7 NOTE FRI W2 FUT SEP 25	FUTURES CONTRACTS	N/A	CALL JUL 25 112.000 ED 071125	156	58,770	80,438
	US LONG BOND FUTURE (CBT) SEP 25	FUTURES CONTRACTS	N/A	CALL JUL 25 112.000 ED 072525	-5	(11,366)	(18,750)
	US LONG BOND FUTURE (CBT) SEP 25	FUTURES CONTRACTS	N/A	PUT JUL 25 106.000 ED 072525	-24	(16,365)	(7,50)
	US LONG BOND FUTURE (CBT) SEP 25	FUTURES CONTRACTS	N/A	PUT JUL 25 112.000 ED 072525	-5	(10,366)	(1,484)
	US TREAS BD FUTURE (CBT)	FUTURES CONTRACTS	N/A	EXP SEP 25	-3	-	(7,406)
	US ULTRA BOND (CBT)	FUTURES CONTRACTS	N/A	EXP SEP 25	-66	-	(320,332)
	Total Futures					(279,524)	31,538
Swaps							
	IRS_P_BRL-CDI 1D	N/A	N/A	R 10.2617% 2029 JAN 02	17,780,000	-	(451,072)
	IRS_P_BRL-CDI 1D	N/A	N/A	R 10.2617% 2029 JAN 02	(17,780,000)	-	-
	IRS_P_BRL-CDI 1D	N/A	N/A	R 11.03% 2026 JAN 02	59,096,000	-	(340,077)
	IRS_P_BRL-CDI 1D	N/A	N/A	R 11.03% 2026 JAN 02	(59,096,000)	-	-
	CCP_OIS_P_USD-SOFR-OIS COMPOU	N/A	N/A	REC 4.04% 2031 FEB 24	8,247,000	-	245,542
	CCP_OIS_P_USD-SOFR-OIS COMPOU	N/A	N/A	REC 4.04% 2031 FEB 24	(8,247,000)	(3,939)	-
	CCP_OIS_R_USD-SOFR-OIS COMPOU	N/A	N/A	PAY 3.99% 2056 FEB 24	1,955,000	-	(29,762)
	CCP_OIS_R_USD-SOFR-OIS COMPOU	N/A	N/A	PAY 3.99% 2056 FEB 24	(1,955,000)	(1,595)	-
	CCP_CD_XP_UL_MARKIT CDX.NA.J	N/A	N/A	REC 100BPS 2030 JUN 20	27,433,000	538,847	610,910
	CCP_CD_XP_UL_MARKIT CDX.NA.J	N/A	N/A	REC 100BPS 2030 JUN 20	(27,433,000)	-	-
	CCP_CD_XP_UL_MARKIT CDX.NA.H	N/A	N/A	PAY 500BPS 2030 JUN 20	9,423,000	-	(707,280)
	CCP_CD_XP_UL_MARKIT CDX.NA.H	N/A	N/A	PAY 500BPS 2030 JUN 20	(9,423,000)	(428,869)	-
	CCP_OIS_R_USD-SOFR-OIS COMPOU	N/A	N/A	PAY 3.77% 2053 NOV 15	1,430,000	3,011	39,579
	CCP_OIS_R_USD-SOFR-OIS COMPOU	N/A	N/A	PAY 3.77% 2053 NOV 15	(1,430,000)	(4,343)	-
	CCP_OIS_R_USD-SOFR-OIS COMPOU	N/A	N/A	PAY 3.73% 2032 JAN 31	27,365,000	17,164	(348,296)
	CCP_OIS_R_USD-SOFR-OIS COMPOU	N/A	N/A	PAY 3.73% 2032 JAN 31	(27,365,000)	(146,991)	-
	CCP_OIS_P_USD-SOFR-OIS COMPOU	N/A	N/A	REC 3.3% 2028 APR 28	26,004,000	2,619	68,178
	CCP_OIS_P_USD-SOFR-OIS COMPOU	N/A	N/A	REC 3.3% 2028 APR 28	(26,004,000)	(3,810)	-
	CCP_OIS_R_USD-SOFR-OIS COMPOU	N/A	N/A	PAY 3.85% 2036 APR 28	6,072,000	-	(66,439)
	CCP_OIS_R_USD-SOFR-OIS COMPOU	N/A	N/A	PAY 3.85% 2036 APR 28	(6,072,000)	(13,810)	-
	Total Swaps					(40,816)	(978,917)
Other Fixed Income							
	INTER-AMERICAN DEVELOPMENT BAN	OTHER	N/A	7.350% 10/06/2030	102,000,000	1,229,952	1,221,319
	JAMAICA GOVERNMENT INTERNATION	OTHER	N/A	9.625% 11/03/2028 DD 11/03/23	22,000,000	140,928	142,548
	ALASKA ST HSG FIN CORP	OTHER	N/A	1.538% 12/01/2027 DD 10/13/20	500,000	500,000	471,000
	ALVARADO TX INDEP SCH DIST	OTHER	N/A	0.000% 02/15/2028 DD 10/28/20	270,000	241,421	242,771
	ARGENTINE REPUBLIC GOVERNMENT	OTHER	N/A	STEP 07/09/2035 DD 09/04/2020	94,124	44,709	63,505
	ARGENTINE REPUBLIC GOVERNMENT	OTHER	N/A	STEP 07/09/2041 DD 09/04/2020	490,000	247,722	301,884
	ARGENTINE REPUBLIC GOVERNMENT	OTHER	N/A	1.000% 07/09/2029 DD 09/04/20	34,790	19,339	29,120
	BRAZILIAN GOVERNMENT INTERNATI	OTHER	N/A	4.750% 01/14/2050 DD 11/14/19	250,000	208,750	176,058
	COLOMBIA GOVERNMENT INTERNATIO	OTHER	N/A	5.625% 02/26/2044 DD 01/28/14	230,000	229,257	169,694
	COLOMBIA GOVERNMENT INTERNATIO	OTHER	N/A	4.129% 02/22/2042 DD 04/22/21	200,000	196,984	126,254
	COLORADO ST HSG & FIN AUTH	OTHER	N/A	4.816% 11/01/2027 DD 02/14/24	225,000	225,000	228,146
	COLORADO ST HSG & FIN AUTH	OTHER	N/A	4.698% 11/01/2029 DD 03/08/23	420,000	420,000	426,019
	CONNECTICUT ST HSG FIN AUTH HS	OTHER	N/A	2.966% 11/15/2051 DD 05/12/21	675,000	457,151	452,959
	FLORIDA ST HSG FIN CORP REVENU	OTHER	N/A	4.970% 01/01/2030 DD 06/21/23	360,000	360,000	368,312
	FRISCO TX INDEP SCH DIST	OTHER	N/A	0.000% 02/15/2029 DD 06/22/21	330,000	287,433	283,873
	GOLDEN ST TOBACCO SECURITIZATI	OTHER	N/A	2.158% 06/01/2026 DD 12/15/21	300,000	300,000	293,421
	IDAHO ST HSG & FIN ASSN SF MTG	OTHER	N/A	4.860% 07/01/2029 DD 12/22/22	290,000	290,000	296,284
	ILLINOIS ST HSG DEV AUTH REVEN	OTHER	N/A	4.947% 04/01/2030 DD 06/01/23	450,000	450,000	460,751
	INDIANA ST HSG & CMNTY DEV AUT	OTHER	N/A	4.990% 07/01/2030 DD 05/11/23	200,000	200,000	204,192
	INDIANA ST HSG & CMNTY DEV AUT	OTHER	N/A	4.667% 01/01/2029 DD 01/26/23	490,000	490,000	495,042
	IOWA ST FIN AUTH SF MTGE REVEN	OTHER	N/A	5.110% 07/01/2026 DD 04/13/23	185,000	185,000	186,469
	IOWA ST FIN AUTH SF MTGE REVEN	OTHER	N/A	5.110% 07/01/2027 DD 04/13/23	260,000	260,000	264,677
	KENTUCKY ST HSG EDU STUDENT LO	OTHER	N/A	5.321% 06/01/2028 DD 05/24/23	350,000	348,488	355,635
	KENTUCKY ST HSG CORP SF MTGE	OTHER	N/A	4.720% 01/01/2027 DD 01/31/24	160,000	160,000	160,904
	REPUBLIC OF KENYA GOVERN 144A	OTHER	N/A	6.300% 01/23/2034 DD 06/23/21	260,000	259,977	210,236
	LANCASTER CNTY PA CONVENTION C	OTHER	N/A	4.730% 05/01/2026 DD 12/01/22	150,000	150,000	150,524
	LOUISIANA ST HSG CORP SF MTGE	OTHER	N/A	4.730% 12/01/2027 DD 12/22/22	355,000	355,000	358,600
	MARYLAND ST CMNTY DEV ADMIN DE	OTHER	N/A	3.242% 09/01/2048 DD 04/27/17	30,000	30,000	29,821
	MARYLAND ST CMNTY DEV ADMIN DE	OTHER	N/A	4.841% 03/01/2030 DD 05/11/23	600,000	600,000	609,714
	MASSACHUSETTS ST HSG FIN AGY H	OTHER	N/A	5.012% 12/01/2027 DD 12/21/22	570,000	570,000	580,089
	MICHIGAN ST HSG DEV AUTH SF MT	OTHER	N/A	4.978% 12/01/2028 DD 03/27/24	250,000	250,000	253,055
	MINNESOTA ST HSG FIN AGY	OTHER	N/A	4.954% 01/01/2029 DD 05/25/23	175,000	175,000	178,701
	MINNESOTA ST HSG FIN AGY	OTHER	N/A	5.054% 01/01/2030 DD 05/25/23	300,000	300,000	307,944
	MISSISSIPPI ST HOME CORP SF MT	OTHER	N/A	4.817% 12/01/2026 DD 03/08/23	165,000	165,000	165,069
	MISSISSIPPI ST HOME CORP SF MT	OTHER	N/A	5.001% 12/01/2029 DD 03/08/23	165,000	165,000	168,640
	NEBRASKA ST INVESTMENT FIN AUT	OTHER	N/A	4.700% 09/01/2029 DD 02/22/23	300,000	300,000	303,858
	NEBRASKA ST INVESTMENT FIN AUT	OTHER	N/A	4.750% 03/01/2030 DD 02/22/23	500,000	500,000	505,775

**TRUST FOR THE INTERNATIONAL BROTHERHOOD OF
ELECTRICAL WORKERS' PENSION BENEFIT FUND AND SUBSIDIARIES**

SCHEDULE OF ASSETS (HELD AT END OF YEAR), CONTINUED

JUNE 30, 2025

Form 5500, Part IV, Schedule H, Line 4i

E.I.N. 53-0088380
Plan No. 001

(c) Description of Investment Including Maturity Date, Rate of Interest						
(a) (b) Identity of Issuer, Borrower, Lessor, or Similar Party	Description	Collateral	Maturity Date and Rate of Interest	Number of Shares or Par Value	(d) Cost	(e) Current Value
NEBRASKA ST INVESTMENT FIN AUT	OTHER	N/A	6.250% 09/01/2047 DD 05/23/24	300,000	\$ 306,030	\$ 313,332
NEVADA ST HSG DIV SF MTGE REVE	OTHER	N/A	4.804% 04/01/2030 DD 02/23/23	250,000	250,000	253,918
NEVADA ST HSG DIV SF MTGE REVE	OTHER	N/A	4.948% 04/01/2031 DD 02/23/23	440,000	440,000	447,097
NEVADA ST HSG DIV SF MTGE REVE	OTHER	N/A	5.227% 10/01/2030 DD 06/08/23	300,000	300,000	309,801
NEW HAMPSHIRE ST HSG FIN AUTH	OTHER	N/A	3.220% 01/01/2040 DD 05/24/17	80,000	80,000	79,666
NEW HAMPSHIRE ST HSG FIN AUTH	OTHER	N/A	1.130% 01/01/2026 DD 09/14/21	190,000	190,000	186,922
NEW YORK CITY NY HSG DEV CORP	OTHER	N/A	3.754% 01/01/2029 DD 04/12/22	700,000	700,000	684,400
NORTH CAROLINA ST HSG FIN AGY	OTHER	N/A	2.870% 07/01/2032 DD 05/06/14	25,000	25,000	24,914
NORTH DAKOTA ST HSG FIN AGY	OTHER	N/A	4.730% 01/01/2029 DD 02/16/23	360,000	360,000	363,618
OHIO ST HSG FIN AGY RSDL MTGE	OTHER	N/A	2.700% 03/01/2036 DD 04/29/15	60,873	60,874	52,929
PERUVIAN GOVERNMENT INTERNATIO	OTHER	N/A	2.780% 12/01/2060 DD 12/01/20	40,000	24,900	21,416
SEGUIN TX INDEF SCH DIST	OTHER	N/A	0.000% 08/15/2028 DD 10/28/20	250,000	222,073	221,583
SOUTH DAKOTA ST HSG DEV AUTH	OTHER	N/A	4.280% 11/01/2027 DD 02/15/23	350,000	350,000	350,147
TENNESSEE HSG DEV AGY RSDL FIN	OTHER	N/A	5.101% 01/01/2026 DD 03/21/24	125,000	125,000	125,495
TENNESSEE HSG DEV AGY RSDL FIN	OTHER	N/A	5.010% 07/01/2027 DD 03/21/24	300,000	300,000	304,827
TENNESSEE HSG DEV AGY RSDL FIN	OTHER	N/A	2.079% 01/01/2028 DD 07/16/20	150,000	150,000	142,572
TEXAS ST AFFORDABLE HSG CORP S	OTHER	N/A	2.700% 09/01/2041 DD 02/14/13	15,000	15,000	11,641
MEXICO GOVERNMENT INTERNATIONA	OTHER	N/A	3.500% 02/12/2034 DD 01/12/22	680,000	676,301	569,840
VERMONT ST HSG FIN AGY	OTHER	N/A	4.650% 05/01/2029 DD 02/23/23	230,000	230,000	233,031
VERMONT ST HSG FIN AGY	OTHER	N/A	4.700% 11/01/2029 DD 02/23/23	235,000	235,000	236,852
VIRGINIA ST HSG DEV AUTH CMWLT	OTHER	N/A	2.750% 04/25/2042 DD 05/01/13	68,155	68,155	55,748
VIRGINIA ST HSG DEV AUTH CMWLT	OTHER	N/A	4.250% 10/25/2043 DD 10/01/13	66,425	66,425	64,980
VIRGINIA ST HSG DEV AUTH CMWLT	OTHER	N/A	3.500% 10/25/2037 DD 12/01/14	138,879	138,879	127,383
VIRGINIA ST HSG DEV AUTH CMWLT	OTHER	N/A	3.250% 06/25/2042 DD 11/01/15	194,631	194,631	175,581
VIRGINIA ST HSG DEV AUTH	OTHER	N/A	3.125% 11/25/2039 DD 06/01/17	186,108	186,108	167,324
VIRGINIA HSG DEV AUTH	OTHER	N/A	4.818% 07/01/2030 DD 11/21/24	460,000	460,000	468,193
Total Other Fixed Income					17,466,487	17,243,893
Limited Partnerships						
INDURE Real Estate Investment Trust, Inc: assets						
detailed below						
10 BROOKLINE	BROOKLINE, MA	N/A	N/A	-	443,074	459,422
1000 SPRING	ATLANTA, GA	N/A	N/A	-	2,406,622	3,863,098
1625 MASS AVENUE	WASHINGTON, DC	N/A	N/A	-	1,426,571	2,455,191
2161 HAWKINS	CHARLOTTE, NC	N/A	N/A	-	2,764,576	4,520,121
2929 WESLAYAN	HOUSTON, TX	N/A	N/A	-	1,733,343	3,225,835
300 BOYLSTON [EQUITY]	CHESNUT HILL, MA	N/A	N/A	-	722,700	953,304
311 WEST 42ND ST, NEW YORK, NY	NEW YORK, NY	N/A	N/A	-	4,231,378	6,822,172
3737 BUFFALO 3RDWAY [3333]	HOUSTON, TX	N/A	N/A	-	1,915,508	3,433,316
448 N. LASALLE	CHICAGO, IL	N/A	N/A	-	968,002	543,403
700 S FLOWER STREET	LOS ANGELES, CA	N/A	N/A	-	11,561,734	7,291,474
711 S HOPE STREET	LOS ANGELES, CA	N/A	N/A	-	1,902,628	1,556,107
BAINBRIDGE BETHESDA/THE MONTY	BETHESDA, MD	N/A	N/A	-	1,141,588	2,114,330
BAINBRIDGE SHADY GROVE	ROCKVILLE, MD	N/A	N/A	-	1,341,523	2,440,371
CATALYST HEALTHCARE	LAPORTE, IN	N/A	N/A	-	8,716,740	14,247,026
CONFLUENCE APARTMENTS	DENVER, CO	N/A	N/A	-	1,943,708	4,337,340
EAST MARKET (GIRARD SQUARE)	PHILADELPHIA, PA	N/A	N/A	-	3,848,550	7,069,173
ELEVEN NORTH APARTMENTS	NASHVILLE, TN	N/A	N/A	-	1,202,662	800,284
ELEVEN NORTH LAND	NASHVILLE, TN	N/A	N/A	-	1,081,252	1,254,766
JOURNAL SQUARE	JERSEY CITY, NJ	N/A	N/A	-	4,660,153	15,600,592
LEGACY VILLAGE	LYNDHURST, OH	N/A	N/A	-	1,598,284	1,339,734
MIDDOMI COMMONORS	BEND, OR	N/A	N/A	-	793,624	627,383
NATIONAL DATA CENTER FUND	SEATTLE, WA	N/A	N/A	-	5,961,706	33,242,650
NORTHERN LIBERTIES - 200 SPRING GARDEN	PHILADELPHIA, PA	N/A	N/A	-	2,136,516	968,244
NORTHERN LIBERTIES - 412 N. 2ND STREET	PHILADELPHIA, PA	N/A	N/A	-	557,406	493,014
NORTHERN LIBERTIES - 428 N. 2ND STREET	PHILADELPHIA, PA	N/A	N/A	-	204,807	378,406
NORTHERN LIBERTIES - 460 N. 2ND STREET	PHILADELPHIA, PA	N/A	N/A	-	109,703	159,563
SABEY - NATIONAL PROPERTIES	NEW YORK, NY	N/A	N/A	-	1,311,004	2,257,590
SAFeway - SAN FRANCISCO	SAN FRANCISCO, CA	N/A	N/A	-	84,919	403,060
SUFFOLK DOWNS - AMAYA	BOSTON, MA	N/A	N/A	-	2,456,979	3,097,394
THE ARTISAN	CLEVELAND, OH	N/A	N/A	-	660,482	1,310,835
THE CANOPY	PHILADELPHIA, PA	N/A	N/A	-	608,877	501,048
THE HEBURN	WASHINGTON, DC	N/A	N/A	-	1,467,487	3,601,277
BCF FUND II LP	ALTERNATIVE INVESTMENTS	N/A	N/A	38,764,713	21,161,728	41,155,813
BCF FUND III LP	ALTERNATIVE INVESTMENTS	N/A	N/A	8,690,789	9,377,227	8,690,789
CARLYLE POWER PARTNERS II	ALTERNATIVE INVESTMENTS	N/A	N/A	326,687	9,334,106	326,687
COLUMBIA PARTNERS PRIV CAP II	ALTERNATIVE INVESTMENTS	N/A	N/A	17,836,316	15,267,416	17,836,316
COLUMBIA PTNRS PCP HLDGS LP	ALTERNATIVE INVESTMENTS	N/A	N/A	17,318,373	7,501,367	17,318,373
COLUMBIA PTNS PRIV CAP HLDGS	ALTERNATIVE INVESTMENTS	N/A	N/A	3,006,435	3,604,303	3,006,435
GCM GROSVENOR INFRA ADV FD II	ALTERNATIVE INVESTMENTS	N/A	N/A	4,962,549	5,237,739	4,962,549
GROSVENOR LABOR IMPACT FDR LP	ALTERNATIVE INVESTMENTS	N/A	N/A	19,599,516	17,602,464	19,599,516
LORD ABBETT SMALL CAP GROWTH	ALTERNATIVE INVESTMENTS	N/A	N/A	67,173	55,000,000	72,814,908
Total Limited Partnerships					216,150,456	317,169,117
103-12 Entities						
ULLICO DIVER INTL EQUITY FD	103-12	N/A	N/A	8,671,108	75,858,806	223,447,485
ULLICO INFRASTRUCTURE FUND	103-12	N/A	N/A	117,589	21,538,979	35,724,419
WA FLTG RATE HI INCOME FD	103-12	N/A	N/A	181,732	3,802,086	5,380,000
WAMCO OPP LOC MKT DEBT SEC	103-12	N/A	N/A	114,681	1,783,452	2,309,683
WAMCO OPPORTUNISTIC US\$ HIGH	103-12	N/A	N/A	263,518	10,012,975	12,620,386
WESTERN ASSET MBS PORTFOLIO	103-12	N/A	N/A	1,657,618	27,739,714	40,328,891
Total 103-12 Entities					140,736,012	319,810,864
Commercial mortgages/construction loans						
INDURE Real Estate Investment Trust, Inc: assets						
detailed below						
SHADYSIDE GIANT EAGLE	PITTSBURGH, PA	PROPERTY	3/8/2023, 7.50%	-	274,009	405,032
Total Commercial Mortgages/Construction Loans					274,009	405,032
Common/Collective Trusts						
ASB ALLEGIANCE FUND	TRUST	CCT	N/A	76,506	94,612,069	95,545,184
LOOMIS SAYLES MULTI SECTOR	TRUST	CCT	N/A	9,577,720	176,823,910	266,835,277
Total Common/Collective Trusts					271,435,979	362,380,461
Other alternative investments						
ENTRUST CAPITAL DIVERSIFIED FUND LTD.	OTHER INVESTMENTS	N/A	N/A	25,391	2,327,297	299,069
Total Other Alternative Investments					2,327,297	299,069

TRUST FOR THE INTERNATIONAL BROTHERHOOD OF
ELECTRICAL WORKERS' PENSION BENEFIT FUND AND SUBSIDIARIES

SCHEDULE OF ASSETS (HELD AT END OF YEAR), CONTINUED

JUNE 30, 2025

Form 5500, Part IV, Schedule H, Line 4i

E.I.N. 53-0088380
Plan No. 001

(c) Description of Investment Including Maturity Date, Rate of Interest							
(a)	(b) Identity of Issuer, Borrower, Lessor, or Similar Party	Description	Collateral	Maturity Date and Rate of Interest	Number of Shares or Par Value	(d) Cost	(e) Current Value
	U.S. Government Obligations						
	COMMIT TO PUR FNMA SF MTG	U.S. GOVT OBLIGATIONS	N/A	2.000% 07/01/2055 DD 07/01/25	5,392,000	\$ 4,174,166	\$ 4,266,636
	COMMIT TO PUR FNMA SF MTG	U.S. GOVT OBLIGATIONS	N/A	2.500% 07/01/2040 DD 07/01/25	2,000,000	1,849,297	1,866,420
	COMMIT TO PUR FNMA SF MTG	U.S. GOVT OBLIGATIONS	N/A	2.500% 07/01/2055 DD 07/01/25	5,100,000	4,138,582	4,229,481
	COMMIT TO PUR FNMA SF MTG	U.S. GOVT OBLIGATIONS	N/A	2.500% 07/01/2055 DD 07/01/25	(400,000)	(325,891)	(331,724)
	COMMIT TO PUR FNMA SF MTG	U.S. GOVT OBLIGATIONS	N/A	3.000% 07/01/2040 DD 07/01/25	1,890,000	1,784,869	1,801,983
	COMMIT TO PUR FNMA SF MTG	U.S. GOVT OBLIGATIONS	N/A	3.000% 07/01/2055 DD 07/01/25	-700,000	(170,102)	(172,944)
	COMMIT TO PUR FNMA SF MTG	U.S. GOVT OBLIGATIONS	N/A	3.000% 07/01/2055 DD 07/01/25	5,150,000	4,361,166	4,453,308
	COMMIT TO PUR FNMA SF MTG	U.S. GOVT OBLIGATIONS	N/A	3.500% 07/01/2055 DD 07/01/25	5,500,000	4,853,320	4,953,245
	COMMIT TO PUR FNMA SF MTG	U.S. GOVT OBLIGATIONS	N/A	4.000% 07/01/2055 DD 07/01/25	2,315,000	2,111,171	2,152,024
	COMMIT TO PUR FNMA SF MTG	U.S. GOVT OBLIGATIONS	N/A	4.500% 07/01/2055 DD 07/01/25	-100,000	(74,352)	(75,622)
	COMMIT TO PUR FNMA SF MTG	U.S. GOVT OBLIGATIONS	N/A	4.500% 07/01/2055 DD 07/01/25	1,840,000	1,732,266	1,759,445
	COMMIT TO PUR FNMA SF MTG	U.S. GOVT OBLIGATIONS	N/A	6.000% 06/01/2055 DD 06/01/25	-100,000	(100,813)	(101,641)
	COMMIT TO PUR FNMA SF MTG	U.S. GOVT OBLIGATIONS	N/A	6.000% 06/01/2055 DD 06/01/25	100,000	101,000	101,641
	COMMIT TO PUR FNMA SF MTG	U.S. GOVT OBLIGATIONS	N/A	6.000% 07/01/2055 DD 07/01/25	-100,000	(100,707)	(101,651)
	COMMIT TO PUR FNMA SF MTG	U.S. GOVT OBLIGATIONS	N/A	6.000% 07/01/2055 DD 07/01/25	200,000	201,588	203,302
	COMMIT TO PUR GNMA II JUMBOS	U.S. GOVT OBLIGATIONS	N/A	2.000% 07/01/2051 DD 07/01/21	100,000	80,559	81,504
	COMMIT TO PUR GNMA II JUMBOS	U.S. GOVT OBLIGATIONS	N/A	3.000% 07/20/2055 DD 07/01/25	700,000	612,309	618,646
	COMMIT TO PUR GNMA II JUMBOS	U.S. GOVT OBLIGATIONS	N/A	4.000% 07/20/2055 DD 07/01/25	100,000	91,688	92,567
	COMMIT TO PUR GNMA II JUMBOS	U.S. GOVT OBLIGATIONS	N/A	4.500% 07/20/2055 DD 07/01/25	100,000	94,414	95,694
	COMMIT TO PUR GNMA II JUMBOS	U.S. GOVT OBLIGATIONS	N/A	5.000% 07/20/2055 DD 07/01/25	500,000	485,371	491,075
	COMMIT TO PUR GNMA II JUMBOS	U.S. GOVT OBLIGATIONS	N/A	5.500% 07/20/2055 DD 07/01/25	300,000	297,844	300,303
	FHLMC POOL #84-1703	U.S. GOVT OBLIGATIONS	N/A	VAR RT 12/01/2050 DD 02/01/24	252,460	232,815	239,655
	FHLMC POOL #A3-8488	U.S. GOVT OBLIGATIONS	N/A	5.500% 10/01/2035 DD 10/01/05	2,980	3,151	3,069
	FHLMC POOL #A4-5600	U.S. GOVT OBLIGATIONS	N/A	5.500% 06/01/2035 DD 06/01/05	540	535	562
	FHLMC POOL #A6-5898	U.S. GOVT OBLIGATIONS	N/A	6.500% 09/01/2037 DD 09/01/07	2,225	2,243	2,316
	FHLMC POOL #G0-1931	U.S. GOVT OBLIGATIONS	N/A	5.500% 10/01/2035 DD 10/01/05	2,342	2,317	2,420
	FHLMC POOL #G0-3444	U.S. GOVT OBLIGATIONS	N/A	6.000% 09/01/2037 DD 10/01/07	8,065	8,181	8,467
	FHLMC POOL #G0-4337	U.S. GOVT OBLIGATIONS	N/A	5.500% 04/01/2038 DD 05/01/08	14,369	15,193	14,773
	FHLMC POOL #G0-8158	U.S. GOVT OBLIGATIONS	N/A	7.000% 10/01/2036 DD 10/01/06	627	644	661
	FHLMC POOL #G3-1108	U.S. GOVT OBLIGATIONS	N/A	5.500% 06/01/2030 DD 10/01/18	34,765	36,758	34,993
	FHLMC POOL #G4-7701	U.S. GOVT OBLIGATIONS	N/A	3.000% 10/01/2046 DD 02/01/16	622,398	605,817	561,583
	FHLMC POOL #G6-7713	U.S. GOVT OBLIGATIONS	N/A	4.000% 06/01/2048 DD 05/01/18	415,392	454,529	393,775
	FHLMC POOL #P0-0061	U.S. GOVT OBLIGATIONS	N/A	4.500% 08/01/2034 DD 05/01/05	13,328	12,537	13,280
	FHLMC POOL #Q3-8945	U.S. GOVT OBLIGATIONS	N/A	4.000% 02/01/2046 DD 02/01/16	68,006	70,939	64,506
	FHLMC POOL #QC-3130	U.S. GOVT OBLIGATIONS	N/A	1.500% 06/01/2051 DD 06/01/21	2,204,631	1,747,423	1,657,662
	FHLMC POOL #QC-5830	U.S. GOVT OBLIGATIONS	N/A	2.500% 08/01/2051 DD 08/01/21	73,937	74,342	62,011
	FHLMC POOL #QD-1684	U.S. GOVT OBLIGATIONS	N/A	3.000% 11/01/2051 DD 11/01/21	199,999	170,101	173,301
	FHLMC POOL #QD-1954	U.S. GOVT OBLIGATIONS	N/A	3.000% 11/01/2051 DD 11/01/21	76,034	72,090	66,469
	FHLMC POOL #QD-3960	U.S. GOVT OBLIGATIONS	N/A	2.000% 01/01/2052 DD 12/01/21	551,425	445,965	440,561
	FHLMC POOL #QD-6079	U.S. GOVT OBLIGATIONS	N/A	2.500% 02/01/2052 DD 01/01/22	78,915	79,236	66,245
	FHLMC POOL #QD-7333	U.S. GOVT OBLIGATIONS	N/A	3.000% 02/01/2052 DD 02/01/22	83,812	74,828	72,687
	FHLMC POOL #QE-0399	U.S. GOVT OBLIGATIONS	N/A	3.000% 04/01/2052 DD 04/01/22	77,655	66,902	67,887
	FHLMC POOL #QF-0467	U.S. GOVT OBLIGATIONS	N/A	5.000% 09/01/2052 DD 09/01/22	748,333	755,582	734,683
	FHLMC POOL #QF-3213	U.S. GOVT OBLIGATIONS	N/A	4.500% 11/01/2052 DD 11/01/22	82,483	80,949	79,008
	FHLMC POOL #QF-4924	U.S. GOVT OBLIGATIONS	N/A	6.000% 12/01/2052 DD 12/01/22	60,788	61,862	62,114
	FHLMC POOL #QF-6690	U.S. GOVT OBLIGATIONS	N/A	6.500% 01/01/2053 DD 01/01/23	64,524	66,273	67,175
	FHLMC POOL #QG-1295	U.S. GOVT OBLIGATIONS	N/A	5.500% 04/01/2053 DD 04/01/23	77,192	77,626	77,421
	FHLMC POOL #QG-7311	U.S. GOVT OBLIGATIONS	N/A	5.500% 07/01/2053 DD 07/01/23	83,344	82,361	83,834
	FHLMC POOL #QK-1354	U.S. GOVT OBLIGATIONS	N/A	2.000% 02/01/2042 DD 02/01/22	77,252	66,798	66,419
	FHLMC POOL #QK-6717	U.S. GOVT OBLIGATIONS	N/A	6.000% 02/01/2052 DD 02/01/25	100,001	100,708	101,750
	FHLMC POOL #QK-6746	U.S. GOVT OBLIGATIONS	N/A	6.000% 02/01/2053 DD 02/01/25	99,336	101,360	101,349
	FHLMC POOL #RA-3882	U.S. GOVT OBLIGATIONS	N/A	2.000% 11/01/2050 DD 10/01/20	68,174	68,398	54,887
	FHLMC POOL #RA-4142	U.S. GOVT OBLIGATIONS	N/A	2.500% 12/01/2050 DD 11/01/20	1,674,978	1,428,050	1,414,804
	FHLMC POOL #RA-6531	U.S. GOVT OBLIGATIONS	N/A	3.500% 01/01/2052 DD 01/01/22	71,125	63,201	64,552
	FHLMC POOL #RA-6599	U.S. GOVT OBLIGATIONS	N/A	3.500% 01/01/2052 DD 01/01/22	134,619	143,411	122,251
	FHLMC POOL #RA-6766	U.S. GOVT OBLIGATIONS	N/A	2.500% 02/01/2052 DD 01/01/22	229,108	189,766	192,384
	FHLMC POOL #RA-6954	U.S. GOVT OBLIGATIONS	N/A	3.000% 03/01/2052 DD 02/01/22	79,065	68,116	69,120
	FHLMC POOL #RA-7185	U.S. GOVT OBLIGATIONS	N/A	4.000% 04/01/2052 DD 04/01/22	304,577	289,300	285,815
	FHLMC POOL #RA-7186	U.S. GOVT OBLIGATIONS	N/A	4.000% 04/01/2052 DD 04/01/22	153,876	146,279	144,265
	FHLMC POOL #RA-8090	U.S. GOVT OBLIGATIONS	N/A	5.000% 04/01/2053 DD 04/01/23	86,476	86,807	85,081
	FHLMC POOL #RA-8904	U.S. GOVT OBLIGATIONS	N/A	6.500% 04/01/2053 DD 04/01/23	132,483	137,680	138,135
	FHLMC POOL #RA-9437	U.S. GOVT OBLIGATIONS	N/A	5.500% 07/01/2053 DD 07/01/23	82,578	81,871	82,978
	FHLMC POOL #RB-0714	U.S. GOVT OBLIGATIONS	N/A	2.000% 12/01/2041 DD 12/01/21	74,959	59,800	64,518
	FHLMC POOL #RB-5071	U.S. GOVT OBLIGATIONS	N/A	2.000% 08/01/2040 DD 08/01/20	53,110	45,401	45,988
	FHLMC POOL #RB-5084	U.S. GOVT OBLIGATIONS	N/A	1.500% 11/01/2040 DD 10/01/20	386,786	325,021	322,745
	FHLMC POOL #RB-5105	U.S. GOVT OBLIGATIONS	N/A	2.000% 02/01/2041 DD 02/01/21	198,208	162,056	170,707
	FHLMC POOL #RB-5110	U.S. GOVT OBLIGATIONS	N/A	1.500% 04/01/2041 DD 04/01/21	431,771	359,011	357,502
	FHLMC POOL #RB-5117	U.S. GOVT OBLIGATIONS	N/A	1.500% 06/01/2041 DD 06/01/21	360,364	303,790	302,967
	FHLMC POOL #RB-5121	U.S. GOVT OBLIGATIONS	N/A	2.000% 07/01/2041 DD 07/01/21	71,961	60,739	62,042
	FHLMC POOL #RB-5131	U.S. GOVT OBLIGATIONS	N/A	2.000% 09/01/2041 DD 09/01/21	510,639	436,477	439,098
	FHLMC POOL #RB-5138	U.S. GOVT OBLIGATIONS	N/A	2.000% 11/01/2041 DD 11/01/21	223,431	189,950	190,888
	FHLMC POOL #RB-5145	U.S. GOVT OBLIGATIONS	N/A	2.000% 01/01/2042 DD 01/01/22	76,830	64,483	65,984
	FHLMC POOL #RB-5149	U.S. GOVT OBLIGATIONS	N/A	2.500% 03/01/2042 DD 02/01/22	76,527	68,384	68,179
	FHLMC POOL #RB-5153	U.S. GOVT OBLIGATIONS	N/A	2.000% 03/01/2042 DD 03/01/22	79,157	66,319	67,773
	FHLMC POOL #RB-5154	U.S. GOVT OBLIGATIONS	N/A	2.500% 04/01/2042 DD 03/01/22	78,411	68,267	69,516
	FHLMC POOL #RB-5163	U.S. GOVT OBLIGATIONS	N/A	3.000% 05/01/2042 DD 04/01/22	234,149	222,112	212,996
	FHLMC POOL #RB-5166	U.S. GOVT OBLIGATIONS	N/A	3.000% 07/01/2042 DD 06/01/22	159,666	144,647	145,242
	FHLMC POOL #RJ-0954	U.S. GOVT OBLIGATIONS	N/A	6.500% 02/01/2054 DD 02/01/24	79,478	81,779	82,373
	FHLMC POOL #RJ-1350	U.S. GOVT OBLIGATIONS	N/A	6.000% 04/01/2054 DD 04/01/24	88,747	89,825	90,409
	FHLMC POOL #RJ-1358	U.S. GOVT OBLIGATIONS	N/A	6.500% 04/01/2054 DD 04/01/24	88,809	91,289	91,918
	FHLMC POOL #SC-0319	U.S. GOVT OBLIGATIONS	N/A	2.000% 04/01/2042 DD 10/01/22	79,695	68,059	68,694
	FHLMC POOL #SC-0340	U.S. GOVT OBLIGATIONS	N/A	3.000% 09/01/2042 DD 01/01/23	241,304	218,606	219,505
	FHLMC POOL #SC-0384	U.S. GOVT OBLIGATIONS	N/A	2.000% 04/01/2042 DD 05/01/23	249,783	211,418	214,873
	FHLMC POOL #SC-0447	U.S. GOVT OBLIGATIONS	N/A	2.000% 05/01/2042 DD 10/01/23	87,654	68,096	75,362
	FHLMC POOL #SD-0502	U.S. GOVT OBLIGATIONS	N/A	3.000% 08/01/2050 DD 12/01/20	699,445	604,365	614,148
	FHLMC POOL #SD-0573	U.S. GOVT OBLIGATIONS	N/A	2.000% 04/01/2051 DD 04/01/21	59,504	59,606	48,229
	FHLMC POOL #SD-0615	U.S. GOVT OBLIGATIONS	N/A	4.500% 01/01/2051 DD 05/01/21	72,192	71,899	69,750
	FHLMC POOL #SD-0777	U.S. GOVT OBLIGATIONS	N/A	2.500% 11/01/2051 DD 11/01/21	76,092	65,749	63,874
	FHLMC POOL #SD-0781	U.S. GOVT OBLIGATIONS	N/A	3.000% 11/01/2051 DD 11/01/21	67,313	60,413	58,604
	FHLMC POOL #SD-0857	U.S. GOVT OBLIGATIONS	N/A	2.500% 01/01/2052 DD 01/01/22	317,112	271,329	266,098
	FHLMC POOL #SD-1064	U.S. GOVT OBLIGATIONS	N/A	5.000% 01/01/2052 DD 06/01/22	1,630,214	929,286	892,876
	FHLMC POOL #SD-1741	U.S. GOVT OBLIGATIONS	N/A	5.000% 01/01/2052 DD 10/01/22	80,582	79,197	79,726
	FHLMC POOL #SD-1749	U.S. GOVT OBLIGATIONS	N/A	2.500% 04/01/2052 DD 10/01/22	82,709	70,432	69,471
	FHLMC POOL #SD-2138	U.S. GOVT OBLIGATIONS	N/A	5.500% 01/01/2053 DD 12/01/22	82,678	84,473	83,392
	FHLMC POOL #SD-2190	U.S. GOVT OBLIGATIONS	N/A	4.500% 10/01/2052 DD 01/01/23	49,164	48,203	47,110

TRUST FOR THE INTERNATIONAL BROTHERHOOD OF
ELECTRICAL WORKERS' PENSION BENEFIT FUND AND SUBSIDIARIES

SCHEDULE OF ASSETS (HELD AT END OF YEAR), CONTINUED

JUNE 30, 2025

Form 5500, Part IV, Schedule H, Line 4i

E.I.N. 53-0088380
Plan No. 001

(c) Description of Investment Including Maturity Date, Rate of Interest							
(a)	(b) Identity of Issuer, Borrower, Lessor, or Similar Party	Description	Collateral	Maturity Date and Rate of Interest	Number of Shares or Par Value	(d) Cost	(e) Current Value
	FHLMC POOL #SD-2245	U.S. GOV'T OBLIGATIONS	N/A	5.500% 12/01/2032 DD 01/01/23	83,182	\$ 82,194	\$ 83,903
	FHLMC POOL #SD-2284	U.S. GOV'T OBLIGATIONS	N/A	4.000% 12/01/2032 DD 01/01/23	76,552	78,944	78,018
	FHLMC POOL #SD-2355	U.S. GOV'T OBLIGATIONS	N/A	4.500% 12/01/2032 DD 02/01/23	80,298	78,303	77,215
	FHLMC POOL #SD-2394	U.S. GOV'T OBLIGATIONS	N/A	4.500% 11/01/2032 DD 02/01/23	82,523	81,054	79,355
	FHLMC POOL #SD-2395	U.S. GOV'T OBLIGATIONS	N/A	5.000% 01/01/2033 DD 02/01/23	81,162	81,548	80,428
	FHLMC POOL #SD-2443	U.S. GOV'T OBLIGATIONS	N/A	4.500% 10/01/2032 DD 02/01/23	83,651	81,704	80,163
	FHLMC POOL #SD-2452	U.S. GOV'T OBLIGATIONS	N/A	4.500% 02/01/2033 DD 02/01/23	70,899	73,503	73,813
	FHLMC POOL #SD-2511	U.S. GOV'T OBLIGATIONS	N/A	5.500% 04/01/2033 DD 03/01/23	78,224	79,189	78,436
	FHLMC POOL #SD-2591	U.S. GOV'T OBLIGATIONS	N/A	5.000% 03/01/2033 DD 03/01/23	80,897	81,605	79,864
	FHLMC POOL #SD-2723	U.S. GOV'T OBLIGATIONS	N/A	5.500% 03/01/2033 DD 04/01/23	88,327	88,548	88,839
	FHLMC POOL #SD-2726	U.S. GOV'T OBLIGATIONS	N/A	5.500% 05/01/2033 DD 04/01/23	80,828	81,548	81,463
	FHLMC POOL #SD-2762	U.S. GOV'T OBLIGATIONS	N/A	5.500% 05/01/2033 DD 04/01/23	82,351	83,187	82,774
	FHLMC POOL #SD-2792	U.S. GOV'T OBLIGATIONS	N/A	4.500% 03/01/2047 DD 04/01/23	75,787	75,585	74,951
	FHLMC POOL #SD-2866	U.S. GOV'T OBLIGATIONS	N/A	4.000% 07/01/2049 DD 04/01/23	80,835	78,006	76,541
	FHLMC POOL #SD-2892	U.S. GOV'T OBLIGATIONS	N/A	5.500% 05/01/2033 DD 05/01/23	78,417	78,637	78,812
	FHLMC POOL #SD-2991	U.S. GOV'T OBLIGATIONS	N/A	2.500% 09/01/2051 DD 05/01/23	82,844	66,184	69,785
	FHLMC POOL #SD-3432	U.S. GOV'T OBLIGATIONS	N/A	6.000% 07/01/2033 DD 07/01/23	79,977	78,802	82,112
	FHLMC POOL #SD-3475	U.S. GOV'T OBLIGATIONS	N/A	5.500% 08/01/2033 DD 07/01/23	87,004	86,226	87,759
	FHLMC POOL #SD-3642	U.S. GOV'T OBLIGATIONS	N/A	6.000% 09/01/2033 DD 08/01/23	81,873	80,836	84,261
	FHLMC POOL #SD-3722	U.S. GOV'T OBLIGATIONS	N/A	5.000% 05/01/2033 DD 08/01/23	81,301	76,267	80,469
	FHLMC POOL #SD-3737	U.S. GOV'T OBLIGATIONS	N/A	6.000% 09/01/2033 DD 08/01/23	84,205	83,021	86,156
	FHLMC POOL #SD-3900	U.S. GOV'T OBLIGATIONS	N/A	5.500% 08/01/2033 DD 09/01/23	83,329	83,833	83,529
	FHLMC POOL #SD-4030	U.S. GOV'T OBLIGATIONS	N/A	4.500% 10/01/2033 DD 10/01/23	238,151	247,305	248,389
	FHLMC POOL #SD-4365	U.S. GOV'T OBLIGATIONS	N/A	5.500% 09/01/2033 DD 11/01/23	87,044	86,785	87,590
	FHLMC POOL #SD-5143	U.S. GOV'T OBLIGATIONS	N/A	6.000% 04/01/2054 DD 03/01/24	85,593	87,325	87,222
	FHLMC POOL #SD-5384	U.S. GOV'T OBLIGATIONS	N/A	5.500% 07/01/2033 DD 04/01/24	90,722	90,885	91,249
	FHLMC POOL #SD-5416	U.S. GOV'T OBLIGATIONS	N/A	5.500% 04/01/2054 DD 05/01/24	89,068	89,802	90,032
	FHLMC POOL #SD-5514	U.S. GOV'T OBLIGATIONS	N/A	4.500% 07/01/2033 DD 05/01/24	176,775	169,842	171,388
	FHLMC POOL #SD-5691	U.S. GOV'T OBLIGATIONS	N/A	6.000% 06/01/2054 DD 06/01/24	98,845	101,069	100,620
	FHLMC POOL #SD-5702	U.S. GOV'T OBLIGATIONS	N/A	6.500% 04/01/2054 DD 06/01/24	166,618	170,836	173,366
	FHLMC POOL #SD-5709	U.S. GOV'T OBLIGATIONS	N/A	6.000% 07/01/2054 DD 06/01/24	91,996	93,800	94,044
	FHLMC POOL #SD-5763	U.S. GOV'T OBLIGATIONS	N/A	5.500% 07/01/2034 DD 06/01/24	1,291,781	1,282,598	1,297,865
	FHLMC POOL #SD-5876	U.S. GOV'T OBLIGATIONS	N/A	6.000% 05/01/2054 DD 07/01/24	93,316	95,000	95,660
	FHLMC POOL #SD-6554	U.S. GOV'T OBLIGATIONS	N/A	2.000% 10/01/2052 DD 10/01/24	1,725,646	1,375,394	1,367,161
	FHLMC POOL #SD-7521	U.S. GOV'T OBLIGATIONS	N/A	2.500% 07/01/2050 DD 06/01/20	112,899	97,922	95,169
	FHLMC POOL #SD-7554	U.S. GOV'T OBLIGATIONS	N/A	2.500% 04/01/2052 DD 05/01/22	139,691	120,423	117,696
	FHLMC POOL #SD-7555	U.S. GOV'T OBLIGATIONS	N/A	3.000% 08/01/2052 DD 08/01/22	853,390	740,615	750,795
	FHLMC POOL #SD 7560	U.S. GOV'T OBLIGATIONS	N/A	4.000% 02/01/2033 DD 03/01/23	161,404	155,277	152,100
	FHLMC POOL #SD-8079	U.S. GOV'T OBLIGATIONS	N/A	2.000% 06/01/2050 DD 06/01/20	210,923	168,606	168,036
	FHLMC POOL #SD-8205	U.S. GOV'T OBLIGATIONS	N/A	2.500% 04/01/2052 DD 03/01/22	1,355,846	1,107,345	1,127,440
	FHLMC POOL #SD-8212	U.S. GOV'T OBLIGATIONS	N/A	2.500% 05/01/2052 DD 04/01/22	1,388,061	1,132,788	1,155,200
	FHLMC POOL #SD-8513	U.S. GOV'T OBLIGATIONS	N/A	4.500% 01/01/2035 DD 02/01/25	784,809	744,641	752,693
	FHLMC POOL #SI-2056	U.S. GOV'T OBLIGATIONS	N/A	3.500% 12/01/2050 DD 06/01/23	331,591	297,745	304,357
	FHLMC POOL #ZS-8673	U.S. GOV'T OBLIGATIONS	N/A	3.000% 10/01/2032 DD 09/01/18	13,826	14,598	13,430
	FHLMC POOL #ZT-1596	U.S. GOV'T OBLIGATIONS	N/A	5.000% 01/01/2049 DD 01/01/19	27,221	28,535	27,175
	FHLMC MULTICLASS MTG 4391 MZ	U.S. GOV'T OBLIGATIONS	N/A	3.000% 09/15/2044 DD 09/01/14	138,002	122,797	124,029
	FHLMC MULTICLASS MTG 4991 QV	U.S. GOV'T OBLIGATIONS	N/A	2.000% 09/25/2045 DD 06/01/20	89,492	72,950	74,910
	FHLMC MULTICLASS MTG 5092 AP	U.S. GOV'T OBLIGATIONS	N/A	2.000% 04/25/2041 DD 03/01/21	68,952	59,164	60,450
	FHLMC MULTICLASS MTG 5224 HL	U.S. GOV'T OBLIGATIONS	N/A	4.000% 04/25/2052 DD 04/01/22	300,000	302,906	271,638
	FHLMC MULTICLASS MTG 5482 FC	U.S. GOV'T OBLIGATIONS	N/A	VAR RT 12/25/2054 DD 11/25/24	104,610	104,627	104,627
	FHLMC MULTICLASS MTG 5483 FD	U.S. GOV'T OBLIGATIONS	N/A	VAR RT 12/25/2054 DD 11/25/24	97,900	97,900	97,656
	FNMA POOL #0193560	U.S. GOV'T OBLIGATIONS	N/A	7.000% 08/01/2035 DD 07/01/05	14,875	14,152	15,078
	FNMA POOL #0395681	U.S. GOV'T OBLIGATIONS	N/A	7.000% 08/01/2027 DD 08/01/97	128	131	128
	FNMA POOL #0744783	U.S. GOV'T OBLIGATIONS	N/A	6.000% 11/01/2033 DD 10/01/03	25,873	27,501	26,617
	FNMA POOL #0745169	U.S. GOV'T OBLIGATIONS	N/A	VAR RT 01/01/2036 DD 12/01/05	777	768	802
	FNMA POOL #0762526	U.S. GOV'T OBLIGATIONS	N/A	7.000% 07/01/2033 DD 12/01/03	3,549	3,638	3,548
	FNMA POOL #0817509	U.S. GOV'T OBLIGATIONS	N/A	VAR RT 09/01/2035 DD 09/01/05	1,303	1,286	1,314
	FNMA POOL #0828698	U.S. GOV'T OBLIGATIONS	N/A	5.000% 07/01/2035 DD 07/01/05	2,011	1,930	2,043
	FNMA POOL #0883115	U.S. GOV'T OBLIGATIONS	N/A	6.000% 07/01/2036 DD 06/01/06	19,263	19,582	20,201
	FNMA POOL #0909288	U.S. GOV'T OBLIGATIONS	N/A	6.500% 09/01/2036 DD 09/01/06	4,695	4,812	4,848
	FNMA POOL #0928938	U.S. GOV'T OBLIGATIONS	N/A	7.000% 12/01/2037 DD 12/01/07	895	1,040	944
	FNMA POOL #0956448	U.S. GOV'T OBLIGATIONS	N/A	7.000% 11/01/2038 DD 11/01/08	1,626	1,888	1,714
	FNMA POOL #0950219	U.S. GOV'T OBLIGATIONS	N/A	6.500% 10/01/2037 DD 09/01/07	5,084	5,180	5,317
	FNMA POOL #0991549	U.S. GOV'T OBLIGATIONS	N/A	7.000% 11/01/2038 DD 11/01/08	2,011	2,335	2,119
	FNMA POOL #0A19546	U.S. GOV'T OBLIGATIONS	N/A	3.500% 11/01/2046 DD 12/01/16	32,744	35,159	30,444
	FNMA POOL #0A03107	U.S. GOV'T OBLIGATIONS	N/A	3.500% 06/01/2042 DD 05/01/12	21,048	20,871	19,951
	FNMA POOL #0A58740	U.S. GOV'T OBLIGATIONS	N/A	3.500% 02/01/2037 DD 01/01/17	16,560	17,747	15,993
	FNMA POOL #0A59760	U.S. GOV'T OBLIGATIONS	N/A	4.500% 06/01/2047 DD 05/01/17	102,676	113,334	100,013
	FNMA POOL #0B090301	U.S. GOV'T OBLIGATIONS	N/A	4.500% 08/01/2038 DD 03/01/19	30,116	30,036	29,388
	FNMA POOL #0B090560	U.S. GOV'T OBLIGATIONS	N/A	2.500% 09/01/2061 DD 04/01/22	76,119	67,913	80,449
	FNMA POOL #0B094897	U.S. GOV'T OBLIGATIONS	N/A	3.500% 12/01/2046 DD 11/01/18	29,811	30,440	27,976
	FNMA POOL #0B094953	U.S. GOV'T OBLIGATIONS	N/A	2.000% 03/01/2051 DD 02/01/21	71,910	71,989	57,895
	FNMA POOL #0B094953	U.S. GOV'T OBLIGATIONS	N/A	3.000% 01/01/2052 DD 01/01/22	77,714	71,254	68,097
	FNMA POOL #0B096008	U.S. GOV'T OBLIGATIONS	N/A	3.000% 11/01/2051 DD 11/01/21	61,410	58,925	53,685
	FNMA POOL #0B096008	U.S. GOV'T OBLIGATIONS	N/A	5.000% 07/01/2052 DD 07/01/22	68,455	68,262	67,387
	FNMA POOL #0B096916	U.S. GOV'T OBLIGATIONS	N/A	5.000% 10/01/2052 DD 10/01/22	76,007	73,551	74,723
	FNMA POOL #0B097186	U.S. GOV'T OBLIGATIONS	N/A	4.500% 11/01/2052 DD 11/01/22	89,585	87,877	85,803
	FNMA POOL #0B098074	U.S. GOV'T OBLIGATIONS	N/A	4.700% 06/01/2029 DD 06/01/24	400,000	399,953	408,320
	FNMA POOL #0CA2472	U.S. GOV'T OBLIGATIONS	N/A	4.000% 10/01/2048 DD 09/01/18	49,232	47,285	46,379
	FNMA POOL #0CA2652	U.S. GOV'T OBLIGATIONS	N/A	5.000% 11/01/2048 DD 10/01/18	58,755	61,471	58,618
	FNMA POOL #0CA4819	U.S. GOV'T OBLIGATIONS	N/A	4.000% 12/01/2049 DD 11/01/19	30,449	33,203	28,663
	FNMA POOL #0CA6315	U.S. GOV'T OBLIGATIONS	N/A	5.000% 07/01/2039 DD 06/01/20	79,306	68,240	68,790
	FNMA POOL #0CA7240	U.S. GOV'T OBLIGATIONS	N/A	2.500% 10/01/2050 DD 09/01/20	890,806	742,292	751,760
	FNMA POOL #0CA7422	U.S. GOV'T OBLIGATIONS	N/A	2.000% 10/01/2040 DD 09/01/20	372,942	319,099	325,646
	FNMA POOL #0CA7531	U.S. GOV'T OBLIGATIONS	N/A	3.000% 10/01/2050 DD 10/01/20	64,829	59,815	56,966
	FNMA POOL #0CB1301	U.S. GOV'T OBLIGATIONS	N/A	2.500% 08/01/2051 DD 07/01/21	366,911	309,467	307,993
	FNMA POOL #0CB2644	U.S. GOV'T OBLIGATIONS	N/A	3.000% 01/01/2032 DD 12/01/21	377,059	340,399	329,632
	FNMA POOL #0CB2680	U.S. GOV'T OBLIGATIONS	N/A	3.500% 01/01/2032 DD 12/01/21	135,105	143,739	122,176
	FNMA POOL #0CB2804	U.S. GOV'T OBLIGATIONS	N/A	2.500% 02/01/2032 DD 01/01/22	155,238	127,829	130,336
	FNMA POOL #0CB3044	U.S. GOV'T OBLIGATIONS	N/A	2.500% 03/01/2032 DD 02/01/22	157,032	143,188	132,171
	FNMA POOL #0CB3234	U.S. GOV'T OBLIGATIONS	N/A	3.000% 04/01/2032 DD 03/01/22	157,961	135,637	137,905
	FNMA POOL #0CB3320	U.S. GOV'T OBLIGATIONS	N/A	4.000% 04/01/2032 DD 03/01/22	78,024	75,074	73,265
	FNMA POOL #0CB3833	U.S. GOV'T OBLIGATIONS	N/A	3.000% 06/01/2032 DD 05/01/22	25,079	23,823	21,751
	FNMA POOL #0CB3880	U.S. GOV'T OBLIGATIONS	N/A	5.000% 06/01/2032 DD 05/01/22	72,710	73,187	71,940
	FNMA POOL #0CB3899	U.S. GOV'T OBLIGATIONS	N/A	3.500% 06/01/2032 DD 05/01/22	170,927	158,455	154,997
	FNMA POOL #0CB4103	U.S. GOV'T OBLIGATIONS	N/A	5.000% 07/01/2032 DD 06/01/22	76,806	75,549	76,579

**TRUST FOR THE INTERNATIONAL BROTHERHOOD OF
ELECTRICAL WORKERS' PENSION BENEFIT FUND AND SUBSIDIARIES**

SCHEDULE OF ASSETS (HELD AT END OF YEAR), CONTINUED

JUNE 30, 2025

Form 5500, Part IV, Schedule H, Line 4i

E.I.N. 53-0088380
Plan No. 001

(c) Description of Investment Including Maturity Date, Rate of Interest							
(a)	(b) Identity of Issuer, Borrower, Lessor, or Similar Party	Description	Collateral	Maturity Date and Rate of Interest	Number of Shares or Par Value	(d) Cost	(e) Current Value
	FNMA POOL #0CB5108	U.S. GOVT OBLIGATIONS	N/A	5.500% 11/01/2052 DD 10/01/22	162,583	\$ 156,537	\$ 163,675
	FNMA POOL #0CB5156	U.S. GOVT OBLIGATIONS	N/A	6.500% 11/01/2052 DD 10/01/22	69,892	72,448	72,921
	FNMA POOL #0CB5497	U.S. GOVT OBLIGATIONS	N/A	6.500% 01/01/2053 DD 12/01/22	141,299	146,532	147,423
	FNMA POOL #0CB6322	U.S. GOVT OBLIGATIONS	N/A	5.500% 05/01/2053 DD 04/01/23	84,292	84,489	84,730
	FNMA POOL #0CB6540	U.S. GOVT OBLIGATIONS	N/A	6.000% 06/01/2053 DD 05/01/23	165,233	167,880	169,362
	FNMA POOL #0CB6753	U.S. GOVT OBLIGATIONS	N/A	6.000% 07/01/2053 DD 06/01/23	245,854	246,728	252,237
	FNMA POOL #0CB8226	U.S. GOVT OBLIGATIONS	N/A	6.000% 03/01/2054 DD 03/01/24	87,319	88,474	89,049
	FNMA POOL #0CB8635	U.S. GOVT OBLIGATIONS	N/A	6.500% 03/01/2054 DD 03/01/24	76,296	78,212	79,273
	FNMA POOL #0CB9635	U.S. GOVT OBLIGATIONS	N/A	4.500% 12/01/2054 DD 11/01/24	0	-	-
	FNMA POOL #0DC6402	U.S. GOVT OBLIGATIONS	N/A	5.000% 11/01/2054 DD 11/01/24	886,248	862,361	871,430
	FNMA POOL #0FM0368	U.S. GOVT OBLIGATIONS	N/A	3.500% 02/01/2040 DD 02/01/20	38,430	41,672	36,883
	FNMA POOL #0FM1263	U.S. GOVT OBLIGATIONS	N/A	4.500% 07/01/2049 DD 07/01/19	39,921	32,550	31,806
	FNMA POOL #0FM43049	U.S. GOVT OBLIGATIONS	N/A	4.000% 04/01/2044 DD 04/01/20	172,346	167,445	165,597
	FNMA POOL #0FM43123	U.S. GOVT OBLIGATIONS	N/A	2.500% 05/01/2040 DD 04/01/20	84,288	88,937	78,232
	FNMA POOL #0FM45018	U.S. GOVT OBLIGATIONS	N/A	2.500% 12/01/2050 DD 11/01/20	123,373	102,438	103,743
	FNMA POOL #0FM6134	U.S. GOVT OBLIGATIONS	N/A	3.000% 03/01/2040 DD 02/01/21	39,117	41,284	36,773
	FNMA POOL #0FM6184	U.S. GOVT OBLIGATIONS	N/A	2.000% 03/01/2051 DD 02/01/21	190,892	190,952	153,817
	FNMA POOL #0FM6460	U.S. GOVT OBLIGATIONS	N/A	2.500% 03/01/2051 DD 03/01/21	63,851	66,395	53,847
	FNMA POOL #0FM7100	U.S. GOVT OBLIGATIONS	N/A	3.500% 06/01/2050 DD 04/01/21	98,494	91,769	90,083
	FNMA POOL #0FM7291	U.S. GOVT OBLIGATIONS	N/A	3.000% 05/01/2051 DD 05/01/21	56,246	48,659	49,319
	FNMA POOL #0FM8576	U.S. GOVT OBLIGATIONS	N/A	3.000% 02/01/2050 DD 08/01/21	23,068	24,393	20,450
	FNMA POOL #0FM8864	U.S. GOVT OBLIGATIONS	N/A	2.500% 10/01/2051 DD 09/01/21	138,753	143,458	116,930
	FNMA POOL #0FM9464	U.S. GOVT OBLIGATIONS	N/A	3.000% 11/01/2051 DD 10/01/21	241,131	217,740	211,694
	FNMA POOL #0FM9672	U.S. GOVT OBLIGATIONS	N/A	2.500% 12/01/2051 DD 11/01/21	948,641	780,257	787,561
	FNMA POOL #0FP0028	U.S. GOVT OBLIGATIONS	N/A	2.000% 08/01/2040 DD 05/01/23	83,419	71,715	72,272
	FNMA POOL #0FS0067	U.S. GOVT OBLIGATIONS	N/A	4.500% 09/01/2051 DD 12/01/21	59,155	58,572	57,089
	FNMA POOL #0FS0424	U.S. GOVT OBLIGATIONS	N/A	2.500% 01/01/2052 DD 01/01/22	37,792	37,916	31,833
	FNMA POOL #0FS0549	U.S. GOVT OBLIGATIONS	N/A	2.500% 02/01/2052 DD 01/01/22	158,738	135,150	133,294
	FNMA POOL #0FS0697	U.S. GOVT OBLIGATIONS	N/A	2.500% 02/01/2042 DD 02/01/22	71,303	63,282	63,591
	FNMA POOL #0FS0751	U.S. GOVT OBLIGATIONS	N/A	3.000% 03/01/2052 DD 02/01/22	149,835	128,437	130,824
	FNMA POOL #0FS0835	U.S. GOVT OBLIGATIONS	N/A	2.500% 03/01/2052 DD 02/01/22	79,157	63,919	66,459
	FNMA POOL #0FS0995	U.S. GOVT OBLIGATIONS	N/A	2.500% 03/01/2042 DD 03/01/22	151,084	132,246	134,650
	FNMA POOL #0FS1237	U.S. GOVT OBLIGATIONS	N/A	3.500% 12/01/2051 DD 03/01/22	214,872	199,361	196,708
	FNMA POOL #0FS1626	U.S. GOVT OBLIGATIONS	N/A	2.500% 04/01/2052 DD 04/01/22	157,631	135,785	132,235
	FNMA POOL #0FS2296	U.S. GOVT OBLIGATIONS	N/A	3.500% 01/01/2052 DD 06/01/22	293,298	261,265	266,195
	FNMA POOL #0FS2463	U.S. GOVT OBLIGATIONS	N/A	3.000% 02/01/2052 DD 07/01/22	480,332	429,147	416,582
	FNMA POOL #0FS2638	U.S. GOVT OBLIGATIONS	N/A	2.500% 04/01/2052 DD 08/01/22	399,999	325,890	332,391
	FNMA POOL #0FS3249	U.S. GOVT OBLIGATIONS	N/A	5.000% 11/01/2052 DD 11/01/22	66,570	66,326	67,544
	FNMA POOL #0FS3375	U.S. GOVT OBLIGATIONS	N/A	3.000% 04/01/2052 DD 11/01/22	252,001	215,087	218,069
	FNMA POOL #0FS3306	U.S. GOVT OBLIGATIONS	N/A	3.000% 11/01/2050 DD 11/01/22	154,042	133,800	136,443
	FNMA POOL #0FS3368	U.S. GOVT OBLIGATIONS	N/A	2.500% 03/01/2052 DD 11/01/22	163,948	141,457	137,574
	FNMA POOL #0FS3672	U.S. GOVT OBLIGATIONS	N/A	5.500% 02/01/2053 DD 03/01/23	83,981	85,805	84,518
	FNMA POOL #0FS3836	U.S. GOVT OBLIGATIONS	N/A	4.500% 01/01/2053 DD 01/01/23	63,182	61,978	40,795
	FNMA POOL #0FS3977	U.S. GOVT OBLIGATIONS	N/A	4.500% 11/01/2052 DD 02/01/23	85,213	83,695	81,942
	FNMA POOL #0FS3978	U.S. GOVT OBLIGATIONS	N/A	5.000% 01/01/2053 DD 02/01/23	82,457	82,850	81,711
	FNMA POOL #0FS4166	U.S. GOVT OBLIGATIONS	N/A	5.500% 04/01/2053 DD 03/01/23	81,527	82,355	82,233
	FNMA POOL #0FS4269	U.S. GOVT OBLIGATIONS	N/A	2.000% 10/01/2051 DD 03/01/23	169,810	143,277	136,582
	FNMA POOL #0FS4270	U.S. GOVT OBLIGATIONS	N/A	2.000% 03/01/2052 DD 03/01/23	256,328	214,995	205,465
	FNMA POOL #0FS4308	U.S. GOVT OBLIGATIONS	N/A	5.000% 04/01/2053 DD 03/01/23	78,363	78,730	77,628
	FNMA POOL #0FS4480	U.S. GOVT OBLIGATIONS	N/A	4.500% 03/01/2050 DD 04/01/23	76,224	76,009	74,810
	FNMA POOL #0FS4573	U.S. GOVT OBLIGATIONS	N/A	6.000% 05/01/2053 DD 04/01/23	164,226	166,869	168,275
	FNMA POOL #0FS4613	U.S. GOVT OBLIGATIONS	N/A	6.000% 06/01/2053 DD 05/01/23	84,236	82,548	72,616
	FNMA POOL #0FS4805	U.S. GOVT OBLIGATIONS	N/A	5.500% 05/01/2053 DD 05/01/23	85,157	85,157	85,232
	FNMA POOL #0FS5155	U.S. GOVT OBLIGATIONS	N/A	5.000% 07/01/2053 DD 06/01/23	81,568	76,916	80,997
	FNMA POOL #0FS5191	U.S. GOVT OBLIGATIONS	N/A	2.000% 08/01/2042 DD 06/01/23	511,259	403,695	439,565
	FNMA POOL #0FS5270	U.S. GOVT OBLIGATIONS	N/A	5.500% 07/01/2053 DD 07/01/23	83,857	82,999	84,379
	FNMA POOL #0FS5306	U.S. GOVT OBLIGATIONS	N/A	6.000% 07/01/2053 DD 07/01/23	77,473	79,726	76,722
	FNMA POOL #0FS5313	U.S. GOVT OBLIGATIONS	N/A	3.500% 01/01/2050 DD 07/01/23	337,152	302,752	309,462
	FNMA POOL #0FS5450	U.S. GOVT OBLIGATIONS	N/A	3.000% 11/01/2051 DD 08/01/23	82,985	71,976	73,255
	FNMA POOL #0FS5647	U.S. GOVT OBLIGATIONS	N/A	5.500% 01/01/2053 DD 08/01/23	84,868	81,732	80,753
	FNMA POOL #0FS5801	U.S. GOVT OBLIGATIONS	N/A	2.000% 06/01/2042 DD 10/01/23	87,151	87,992	74,849
	FNMA POOL #0FS6240	U.S. GOVT OBLIGATIONS	N/A	3.000% 04/01/2052 DD 11/01/23	262,263	225,219	229,063
	FNMA POOL #0FS6451	U.S. GOVT OBLIGATIONS	N/A	5.500% 08/01/2053 DD 11/01/23	169,064	168,655	170,045
	FNMA POOL #0FS7170	U.S. GOVT OBLIGATIONS	N/A	2.000% 08/01/2042 DD 02/01/24	88,802	74,705	76,563
	FNMA POOL #0FS7180	U.S. GOVT OBLIGATIONS	N/A	2.000% 05/01/2042 DD 02/01/24	88,747	74,437	76,655
	FNMA POOL #0FS7236	U.S. GOVT OBLIGATIONS	N/A	2.000% 03/01/2052 DD 02/01/24	179,623	145,298	144,781
	FNMA POOL #0FS7283	U.S. GOVT OBLIGATIONS	N/A	4.500% 09/01/2053 DD 02/01/24	87,845	84,524	85,256
	FNMA POOL #0FS7624	U.S. GOVT OBLIGATIONS	N/A	6.500% 03/01/2054 DD 03/01/24	82,532	84,879	85,570
	FNMA POOL #0FS7849	U.S. GOVT OBLIGATIONS	N/A	2.500% 05/01/2052 DD 04/01/24	90,767	74,082	75,987
	FNMA POOL #0FS7997	U.S. GOVT OBLIGATIONS	N/A	6.000% 05/01/2054 DD 05/01/24	91,261	92,786	92,939
	FNMA POOL #0FS8001	U.S. GOVT OBLIGATIONS	N/A	5.500% 06/01/2054 DD 05/01/24	91,621	91,635	92,182
	FNMA POOL #0FS8027	U.S. GOVT OBLIGATIONS	N/A	2.500% 03/01/2052 DD 05/01/24	182,579	150,485	153,357
	FNMA POOL #0FS8087	U.S. GOVT OBLIGATIONS	N/A	5.500% 06/01/2054 DD 05/01/24	93,888	95,003	94,153
	FNMA POOL #0FS8124	U.S. GOVT OBLIGATIONS	N/A	3.000% 06/01/2052 DD 05/01/24	543,633	469,665	474,662
	FNMA POOL #0MA2110	U.S. GOVT OBLIGATIONS	N/A	3.500% 12/01/2034 DD 11/01/14	20,338	19,769	21,968
	FNMA POOL #0MA2138	U.S. GOVT OBLIGATIONS	N/A	3.500% 01/01/2035 DD 12/01/14	10,339	11,173	10,047
	FNMA POOL #0MA2320	U.S. GOVT OBLIGATIONS	N/A	3.000% 07/01/2035 DD 06/01/15	27,304	28,953	25,894
	FNMA POOL #0MA2523	U.S. GOVT OBLIGATIONS	N/A	3.000% 02/01/2036 DD 01/01/16	68,399	72,342	64,960
	FNMA POOL #0MA2579	U.S. GOVT OBLIGATIONS	N/A	3.000% 04/01/2036 DD 03/01/16	50,253	53,142	47,743
	FNMA POOL #0MA2832	U.S. GOVT OBLIGATIONS	N/A	3.000% 12/01/2036 DD 11/01/16	128,118	135,825	121,266
	FNMA POOL #0MA3960	U.S. GOVT OBLIGATIONS	N/A	3.000% 03/01/2050 DD 02/01/20	442,389	461,001	386,330
	FNMA POOL #0MA3994	U.S. GOVT OBLIGATIONS	N/A	2.500% 03/01/2035 DD 03/01/20	416,456	429,454	390,244
	FNMA POOL #0MA3990	U.S. GOVT OBLIGATIONS	N/A	2.500% 03/01/2050 DD 03/01/20	556,109	567,231	466,547
	FNMA POOL #0MA3992	U.S. GOVT OBLIGATIONS	N/A	3.500% 03/01/2050 DD 03/01/20	378,708	393,383	344,836
	FNMA POOL #0MA4047	U.S. GOVT OBLIGATIONS	N/A	2.000% 06/01/2050 DD 05/01/20	922,400	719,040	737,330
	FNMA POOL #0MA4177	U.S. GOVT OBLIGATIONS	N/A	2.500% 11/01/2040 DD 10/01/20	50,838	44,928	46,080
	FNMA POOL #0MA4422	U.S. GOVT OBLIGATIONS	N/A	2.000% 08/01/2041 DD 08/01/21	713,554	608,528	614,977
	FNMA POOL #0MA4446	U.S. GOVT OBLIGATIONS	N/A	2.000% 09/01/2041 DD 09/01/21	214,818	183,199	185,117
	FNMA POOL #0MA4473	U.S. GOVT OBLIGATIONS	N/A	1.500% 11/01/2041 DD 10/01/21	151,877	122,878	124,808
	FNMA POOL #0MA4474	U.S. GOVT OBLIGATIONS	N/A	2.000% 10/01/2041 DD 10/01/21	146,382	125,075	125,404
	FNMA POOL #0MA4501	U.S. GOVT OBLIGATIONS	N/A	2.000% 11/01/2041 DD 11/01/21	298,740	252,242	257,128
	FNMA POOL #0MA4519	U.S. GOVT OBLIGATIONS	N/A	1.500% 01/01/2042 DD 12/01/21			

TRUST FOR THE INTERNATIONAL BROTHERHOOD OF
ELECTRICAL WORKERS' PENSION BENEFIT FUND AND SUBSIDIARIES

SCHEDULE OF ASSETS (HELD AT END OF YEAR), CONTINUED

JUNE 30, 2025

Form 5500, Part IV, Schedule H, Line 4i

E.I.N. 53-0088380
Plan No. 001

(c) Description of Investment Including Maturity Date, Rate of Interest							
(a)	(b) Identity of Issuer, Borrower, Lessor, or Similar Party	Description	Collateral	Maturity Date and Rate of Interest	Number of Shares or Par Value	(d) Cost	(e) Current Value
	FNMA POOL #0MA4587	U.S. GOVT OBLIGATIONS	N/A	2.500% 03/01/2042 DD 03/01/22	155,013	\$ 138,046	\$ 136,374
	FNMA POOL #0MA4607	U.S. GOVT OBLIGATIONS	N/A	2.500% 04/01/2042 DD 04/01/22	235,944	214,536	209,121
	FNMA POOL #0MA4443	U.S. GOVT OBLIGATIONS	N/A	3.000% 04/01/2042 DD 04/01/22	77,752	69,880	70,728
	FNMA GTD REMIC P/T 12-118 VZ	U.S. GOVT OBLIGATIONS	N/A	3.000% 11/25/2042 DD 10/01/12	111,100	100,147	101,268
	FNMA GTD REMIC P/T 14-6 Z	U.S. GOVT OBLIGATIONS	N/A	2.500% 02/25/2044 DD 01/01/14	132,688	114,653	117,463
	FNMA GTD REMIC P/T 15-65 CZ	U.S. GOVT OBLIGATIONS	N/A	3.500% 09/25/2045 DD 08/01/15	705,054	667,656	607,375
	FNMA GTD REMIC P/T 20-47 G7	U.S. GOVT OBLIGATIONS	N/A	2.000% 07/25/2050 DD 06/01/20	110,508	109,945	65,670
	FNMA GTD REMIC P/T 20-56 AQ	U.S. GOVT OBLIGATIONS	N/A	2.000% 08/25/2050 DD 07/01/20	2,200,000	1,849,031	1,736,196
	FNMA GTD REMIC P/T 20-57 1A	U.S. GOVT OBLIGATIONS	N/A	2.000% 04/25/2050 DD 07/01/20	207,413	177,961	180,117
	FNMA GTD REMIC P/T 21-55 3A	U.S. GOVT OBLIGATIONS	N/A	2.000% 01/25/2046 DD 09/01/21	63,059	54,488	55,807
	GNMA POOL #0425327	U.S. GOVT OBLIGATIONS	N/A	6.000% 04/15/2038 DD 04/01/08	37,654	39,778	38,872
	GNMA POOL #0425327	U.S. GOVT OBLIGATIONS	N/A	6.000% 11/15/2028 DD 11/01/98	16,509	16,643	16,988
	GNMA POOL #0617446	U.S. GOVT OBLIGATIONS	N/A	4.000% 03/15/2037 DD 03/01/07	25,981	24,868	27,273
	GNMA POOL #0617567	U.S. GOVT OBLIGATIONS	N/A	4.000% 06/15/2037 DD 06/01/07	9,911	10,433	10,338
	GNMA POOL #0627119	U.S. GOVT OBLIGATIONS	N/A	5.500% 03/15/2034 DD 03/01/04	23,345	23,438	23,571
	GNMA POOL #0682999	U.S. GOVT OBLIGATIONS	N/A	6.000% 12/15/2038 DD 12/01/08	6,789	7,161	7,001
	GNMA POOL #0697587	U.S. GOVT OBLIGATIONS	N/A	6.000% 11/15/2038 DD 11/01/08	17,262	16,332	17,981
	GNMA POOL #0698507	U.S. GOVT OBLIGATIONS	N/A	6.000% 10/15/2038 DD 10/01/08	22,547	22,895	23,321
	GNMA POOL #0782449	U.S. GOVT OBLIGATIONS	N/A	6.000% 09/15/2038 DD 10/01/08	21,300	22,217	22,609
	GNMA POOL #0782773	U.S. GOVT OBLIGATIONS	N/A	6.000% 10/15/2039 DD 10/01/09	20,939	20,447	21,990
	GNMA POOL #0783622	U.S. GOVT OBLIGATIONS	N/A	6.000% 06/15/2041 DD 07/01/12	26,284	27,698	27,490
	GNMA POOL #0783669	U.S. GOVT OBLIGATIONS	N/A	3.000% 09/15/2042 DD 10/01/12	40,487	43,296	36,684
	GNMA POOL #0784149	U.S. GOVT OBLIGATIONS	N/A	6.000% 06/15/2041 DD 04/01/16	21,629	22,401	22,695
	GNMA POOL #0784242	U.S. GOVT OBLIGATIONS	N/A	6.000% 06/15/2041 DD 01/01/17	28,900	29,669	30,301
	GNMA POOL #0784315	U.S. GOVT OBLIGATIONS	N/A	6.000% 06/15/2036 DD 05/01/17	34,184	35,628	34,914
	GNMA POOL #0AB2892	U.S. GOVT OBLIGATIONS	N/A	3.000% 09/15/2042 DD 09/01/12	8,876	8,816	8,042
	GNMA POOL #0AB9109	U.S. GOVT OBLIGATIONS	N/A	3.000% 10/15/2042 DD 10/01/12	12,295	12,617	11,132
	GNMA POOL #0AB9207	U.S. GOVT OBLIGATIONS	N/A	3.000% 11/15/2042 DD 11/01/12	10,555	10,832	9,439
	GNMA POOL #0BS8439	U.S. GOVT OBLIGATIONS	N/A	3.500% 05/15/2050 DD 05/01/20	33,971	36,238	30,985
	GNMA GTD REMIC P/T 10-H28 FE	U.S. GOVT OBLIGATIONS	N/A	VAR RT 12/20/2040 DD 12/20/10	12,438	12,360	12,446
	GNMA GTD REMIC P/T 11-H08 FG	U.S. GOVT OBLIGATIONS	N/A	VAR RT 03/20/2061 DD 03/20/11	11,573	11,559	11,591
	GNMA GTD REMIC P/T 11-H09 AF	U.S. GOVT OBLIGATIONS	N/A	VAR RT 03/20/2061 DD 03/20/11	4,693	4,693	4,703
	GNMA GTD REMIC P/T 16-P98 AB	U.S. GOVT OBLIGATIONS	N/A	2.100% 08/16/2052 DD 07/01/16	17,707	17,853	17,414
	GNMA GTD REMIC P/T 20-H04 FP	U.S. GOVT OBLIGATIONS	N/A	VAR RT 04/20/2069 DD 02/20/20	113,248	112,734	113,137
	GNMA GTD REMIC P/T 21-14 AB	U.S. GOVT OBLIGATIONS	N/A	1.340% 06/16/2063 DD 01/01/21	139,387	115,753	102,135
	GNMA GTD REMIC P/T 21-21 AH	U.S. GOVT OBLIGATIONS	N/A	1.400% 06/16/2063 DD 02/01/21	167,586	139,699	129,184
	GNMA GTD REMIC P/T 22-189 PT	U.S. GOVT OBLIGATIONS	N/A	2.500% 10/20/2051 DD 11/01/22	166,266	140,494	138,237
	GNMA GTD REMIC P/T 22-220 E	U.S. GOVT OBLIGATIONS	N/A	VAR RT 10/16/2064 DD 12/01/22	100,000	80,706	67,407
	GNMA GTD REMIC P/T 22-99 JW	U.S. GOVT OBLIGATIONS	N/A	2.500% 01/20/2052 DD 06/01/22	100,000	80,629	82,051
	GNMA II POOL #0784825	U.S. GOVT OBLIGATIONS	N/A	3.500% 10/20/2049 DD 10/01/19	5,176	5,317	4,702
	GNMA II POOL #0784894	U.S. GOVT OBLIGATIONS	N/A	3.500% 02/20/2048 DD 01/01/20	175,118	160,288	159,521
	GNMA II POOL #0784905	U.S. GOVT OBLIGATIONS	N/A	3.000% 01/20/2050 DD 02/01/20	53,663	55,423	46,727
	GNMA II POOL #0785532	U.S. GOVT OBLIGATIONS	N/A	3.000% 06/20/2051 DD 06/01/21	201,493	176,149	177,070
	GNMA II POOL #0785565	U.S. GOVT OBLIGATIONS	N/A	2.500% 06/20/2051 DD 08/01/21	72,463	62,930	61,228
	GNMA II POOL #0785568	U.S. GOVT OBLIGATIONS	N/A	2.500% 08/20/2051 DD 08/01/21	141,426	122,820	119,539
	GNMA II POOL #0785657	U.S. GOVT OBLIGATIONS	N/A	2.500% 10/20/2051 DD 10/01/21	219,582	190,693	185,773
	GNMA II POOL #0785663	U.S. GOVT OBLIGATIONS	N/A	2.500% 10/20/2051 DD 10/01/21	69,294	60,177	58,625
	GNMA II POOL #0785667	U.S. GOVT OBLIGATIONS	N/A	2.500% 10/20/2051 DD 10/01/21	72,400	62,875	61,173
	GNMA II POOL #0785762	U.S. GOVT OBLIGATIONS	N/A	2.500% 11/20/2051 DD 11/01/21	72,303	62,791	61,049
	GNMA II POOL #0785789	U.S. GOVT OBLIGATIONS	N/A	2.500% 12/20/2051 DD 12/01/21	74,705	64,877	63,121
	GNMA II POOL #0785821	U.S. GOVT OBLIGATIONS	N/A	2.500% 12/20/2051 DD 12/01/21	73,369	63,716	61,949
	GNMA II POOL #0786150	U.S. GOVT OBLIGATIONS	N/A	3.000% 03/20/2052 DD 05/01/22	156,869	135,275	137,553
	GNMA II POOL #0786335	U.S. GOVT OBLIGATIONS	N/A	VAR RT 09/20/2052 DD 09/01/22	156,119	154,387	150,664
	GNMA II POOL #0786340	U.S. GOVT OBLIGATIONS	N/A	VAR RT 09/20/2052 DD 09/01/22	80,413	81,154	79,569
	GNMA II POOL #0786366	U.S. GOVT OBLIGATIONS	N/A	4.500% 08/20/2052 DD 09/01/22	162,936	160,339	156,518
	GNMA II POOL #0786429	U.S. GOVT OBLIGATIONS	N/A	4.000% 06/20/2052 DD 12/01/22	82,314	79,999	77,013
	GNMA II POOL #0786474	U.S. GOVT OBLIGATIONS	N/A	5.000% 01/20/2053 DD 01/01/23	79,843	81,093	79,056
	GNMA II POOL #0786579	U.S. GOVT OBLIGATIONS	N/A	5.500% 03/20/2053 DD 03/01/23	157,650	158,242	158,682
	GNMA II POOL #0786583	U.S. GOVT OBLIGATIONS	N/A	3.000% 03/20/2052 DD 03/01/23	167,887	150,102	147,370
	GNMA II POOL #0786690	U.S. GOVT OBLIGATIONS	N/A	3.500% 05/20/2053 DD 05/01/23	165,289	165,999	165,110
	GNMA II POOL #0786809	U.S. GOVT OBLIGATIONS	N/A	5.000% 05/20/2053 DD 01/01/20	82,103	81,294	81,791
	GNMA II POOL #0786726	U.S. GOVT OBLIGATIONS	N/A	2.000% 03/20/2051 DD 05/01/23	253,001	202,480	203,000
	GNMA II POOL #0786795	U.S. GOVT OBLIGATIONS	N/A	6.000% 07/20/2053 DD 07/01/23	172,934	176,094	177,389
	GNMA II POOL #0786831	U.S. GOVT OBLIGATIONS	N/A	5.500% 07/20/2053 DD 08/01/23	83,984	84,391	84,795
	GNMA II POOL #0786835	U.S. GOVT OBLIGATIONS	N/A	5.500% 08/20/2053 DD 08/01/23	85,290	82,852	85,652
	GNMA II POOL #0786843	U.S. GOVT OBLIGATIONS	N/A	3.000% 03/20/2052 DD 08/01/23	163,926	143,410	143,699
	GNMA II POOL #0786916	U.S. GOVT OBLIGATIONS	N/A	5.500% 08/20/2053 DD 09/01/23	172,423	173,016	173,981
	GNMA II POOL #0786928	U.S. GOVT OBLIGATIONS	N/A	6.500% 09/20/2053 DD 09/01/23	71,071	73,269	74,077
	GNMA II POOL #0786963	U.S. GOVT OBLIGATIONS	N/A	6.000% 09/20/2053 DD 10/01/23	78,515	80,202	80,687
	GNMA II POOL #0786973	U.S. GOVT OBLIGATIONS	N/A	6.000% 09/20/2053 DD 10/01/23	91,326	92,846	93,680
	GNMA II POOL #0787058	U.S. GOVT OBLIGATIONS	N/A	5.000% 08/20/2053 DD 10/01/23	230,617	246,726	247,684
	GNMA II POOL #0787154	U.S. GOVT OBLIGATIONS	N/A	6.500% 11/20/2053 DD 12/01/23	69,178	71,407	72,010
	GNMA II POOL #0787276	U.S. GOVT OBLIGATIONS	N/A	6.000% 02/20/2054 DD 02/01/24	87,180	90,320	89,779
	GNMA II POOL #0BC4732	U.S. GOVT OBLIGATIONS	N/A	3.500% 10/20/2047 DD 10/01/17	40,838	42,533	37,424
	GNMA II POOL #0BD0384	U.S. GOVT OBLIGATIONS	N/A	3.500% 10/20/2047 DD 10/01/17	42,677	44,449	39,110
	GNMA II POOL #0BS8420	U.S. GOVT OBLIGATIONS	N/A	4.000% 04/20/2050 DD 04/01/20	50,374	53,969	47,055
	GNMA II POOL #0BS8546	U.S. GOVT OBLIGATIONS	N/A	2.500% 12/20/2050 DD 12/01/20	62,661	56,062	52,811
	GNMA II POOL #0CK9592	U.S. GOVT OBLIGATIONS	N/A	4.000% 06/20/2052 DD 06/01/22	76,793	74,225	71,530
	GNMA II POOL #0CW6992	U.S. GOVT OBLIGATIONS	N/A	6.000% 09/20/2053 DD 09/01/23	85,667	87,206	87,894
	GNMA II POOL #0MA4901	U.S. GOVT OBLIGATIONS	N/A	4.000% 12/20/2047 DD 12/01/17	11,893	12,071	11,010
	GNMA II POOL #0MA5020	U.S. GOVT OBLIGATIONS	N/A	4.000% 02/20/2048 DD 02/01/18	10,755	11,253	10,123
	GNMA II POOL #0MA5078	U.S. GOVT OBLIGATIONS	N/A	4.000% 03/20/2048 DD 03/01/18	154,454	151,673	145,582
	GNMA II POOL #0MA5137	U.S. GOVT OBLIGATIONS	N/A	4.000% 04/20/2048 DD 04/01/18	8,644	9,005	8,126
	GNMA II POOL #0MA5193	U.S. GOVT OBLIGATIONS	N/A	4.500% 05/20/2048 DD 05/01/18	23,667	23,486	23,101
	GNMA II POOL #0MA5194	U.S. GOVT OBLIGATIONS	N/A	5.000% 05/01/2048 DD 05/01/18	15,515	15,849	15,486
	GNMA II POOL #0MA5265	U.S. GOVT OBLIGATIONS	N/A	4.500% 06/20/2048 DD 06/01/18	68,182	67,663	66,496
	GNMA II POOL #0MA5399	U.S. GOVT OBLIGATIONS	N/A	4.500% 08/20/2048 DD 08/01/18	100,761	103,945	98,144
	GNMA II POOL #0MA5465	U.S. GOVT OBLIGATIONS	N/A	3.500% 09/20/2048 DD 09/01/18	108,397	98,963	99,845
	GNMA II POOL #0MA5594	U.S. GOVT OBLIGATIONS	N/A	3.500% 11/20/2048 DD 11/01/18	135,643	123,414	124,781
	GNMA II POOL #0MA5596	U.S. GOVT OBLIGATIONS	N/A	4.500% 11/20/2048 DD 11/01/18	70,007	74,569	68,434
	GNMA II POOL #0MA5597	U.S. GOVT OBLIGATIONS	N/A	5.000% 11/20/2048 DD 11/01/18	31,032	31,564	30,970
	GNMA II POOL #0MA5532	U.S. GOVT OBLIGATIONS	N/A	4.500% 12/20/2048 DD 12/01/18	42,770	43,558	41,793
	GNMA II POOL #0MA5711	U.S. GOVT OBLIGATIONS	N/A	4.500% 01/20/2049 DD 01/01/19	61,460	61,307	60,035
	GNMA II POOL #0MA5763	U.S. GOVT OBLIGATIONS	N/A	4.000% 02/20/2049 DD 02/01/19	94,100	91,660	88,697
	GNMA II POOL #0MA5764	U.S. GOVT OBLIGATIONS	N/A	4.500% 02/20/2049 DD 02/01/19	76,817	76,300	75,008
	GNMA II POOL #0MA5817	U.S. GOVT OBLIGATIONS	N/A	4.000% 03/20/2049 DD 03/01/19	53,086	51,784	50,038



TRUST FOR THE INTERNATIONAL BROTHERHOOD OF ELECTRICAL WORKERS' PENSION BENEFIT FUND AND SUBSIDIARIES

SCHEDULE OF ASSETS (HELD AT END OF YEAR), CONTINUED

JUNE 30, 2025

Form 5500, Part IV, Schedule H, Line 4i

E.I.N. 53-0088380
Plan No. 001

(c) Description of Investment Including Maturity Date, Rate of Interest							
(a)	(b) Identity of Issuer, Borrower, Lessor, or Similar Party	Description	Collateral	Maturity Date and Rate of Interest	Number of Shares or Par Value	(d) Cost	(e) Current Value
	GNMA II POOL #0MA5818	U.S. GOVT OBLIGATIONS	N/A	4.500% 03/20/2049 DD 03/01/19	126,181	\$ 125,373	\$ 123,209
	GNMA II POOL #0MA5876	U.S. GOVT OBLIGATIONS	N/A	4.000% 04/20/2049 DD 04/01/19	42,316	41,318	40,160
	GNMA II POOL #0MA6287	U.S. GOVT OBLIGATIONS	N/A	5.000% 11/20/2049 DD 11/01/19	13,741	13,634	13,716
	GNMA II POOL #0MA6413	U.S. GOVT OBLIGATIONS	N/A	5.000% 01/20/2050 DD 01/01/20	30,164	29,930	30,110
	GNMA II POOL #0MA6477	U.S. GOVT OBLIGATIONS	N/A	4.500% 02/20/2050 DD 02/01/20	13,652	14,659	13,263
	GNMA II POOL #0MA6544	U.S. GOVT OBLIGATIONS	N/A	4.500% 03/20/2050 DD 03/01/20	14,451	15,528	14,030
	GNMA II POOL #0MA6711	U.S. GOVT OBLIGATIONS	N/A	3.500% 06/20/2050 DD 06/01/20	204,685	193,971	186,884
	GNMA II POOL #0MA6933	U.S. GOVT OBLIGATIONS	N/A	3.500% 10/20/2050 DD 10/01/20	35,193	37,304	32,216
	GNMA II POOL #0MA6997	U.S. GOVT OBLIGATIONS	N/A	3.500% 11/20/2050 DD 11/01/20	246,478	233,577	225,607
	GNMA II POOL #0MA7184	U.S. GOVT OBLIGATIONS	N/A	VAR RT 02/20/2051 DD 02/01/21	277,790	212,153	221,341
	GNMA II POOL #0MA7303	U.S. GOVT OBLIGATIONS	N/A	VAR RT 04/20/2051 DD 04/01/21	263,540	216,544	225,219
	GNMA II POOL #0MA7368	U.S. GOVT OBLIGATIONS	N/A	3.000% 05/20/2051 DD 05/01/21	168,528	152,518	149,206
	GNMA II POOL #0MA7989	U.S. GOVT OBLIGATIONS	N/A	3.500% 04/20/2052 DD 04/01/22	78,461	72,938	71,488
	GNMA II POOL #0MA9961	U.S. GOVT OBLIGATIONS	N/A	3.500% 10/20/2054 DD 10/01/24	587,747	533,656	534,380
	GNMA II POOL #0MB0026	U.S. GOVT OBLIGATIONS	N/A	5.500% 11/20/2054 DD 11/01/24	1,027,729	1,020,302	1,029,558
	GNMA II POOL #0MB0203	U.S. GOVT OBLIGATIONS	N/A	4.500% 02/20/2055 DD 02/01/25	793,585	749,101	759,858
	U S TREASURY BD PRIN STRIP	U.S. GOVT OBLIGATIONS	N/A	0.000% 05/15/2049 DD 05/15/19	1,070,000	541,748	330,309
	U S TREASURY BILL	U.S. GOVT OBLIGATIONS	N/A	DTD 08/08/2024 0.000% 08/07/20	500,000	495,444	495,444
	U S TREASURY BILL	U.S. GOVT OBLIGATIONS	N/A	0.000% 08/14/2025 DD 02/13/25	10,000,000	9,893,006	9,893,006
	U S TREASURY BILL	U.S. GOVT OBLIGATIONS	N/A	0.000% 08/21/2025 DD 02/20/25	5,000,000	4,946,481	4,946,481
	U S TREASURY BILL	U.S. GOVT OBLIGATIONS	N/A	0.000% 09/18/2025 DD 03/20/25	2,000,000	1,979,000	1,979,000
	U S TREASURY BILL	U.S. GOVT OBLIGATIONS	N/A	0.000% 09/02/2025 DD 05/06/25	9,000,000	8,907,952	8,907,952
	U S TREASURY BOND	U.S. GOVT OBLIGATIONS	N/A	4.750% 02/15/2041 DD 02/15/11	21,830,000	20,580,345	21,322,527
	U S TREASURY BOND	U.S. GOVT OBLIGATIONS	N/A	3.625% 02/15/2044 DD 02/15/14	40,000	33,775	34,283
	U S TREASURY BOND	U.S. GOVT OBLIGATIONS	N/A	2.875% 05/15/2049 DD 05/15/19	200,000	163,219	143,774
	U S TREASURY BOND	U.S. GOVT OBLIGATIONS	N/A	2.000% 02/15/2050 DD 02/15/20	80,000	49,200	47,072
	U S TREASURY BOND	U.S. GOVT OBLIGATIONS	N/A	1.250% 05/15/2050 DD 05/15/20	260,000	245,544	125,115
	U S TREASURY BOND	U.S. GOVT OBLIGATIONS	N/A	1.625% 11/15/2050 DD 11/15/20	610,000	544,928	321,964
	U S TREASURY BOND	U.S. GOVT OBLIGATIONS	N/A	2.375% 05/15/2051 DD 05/15/21	4,870,000	4,895,936	3,093,246
	U S TREASURY BOND	U.S. GOVT OBLIGATIONS	N/A	1.875% 11/15/2051 DD 11/15/21	811,000	790,008	452,133
	U S TREASURY BOND	U.S. GOVT OBLIGATIONS	N/A	4.125% 08/15/2053 DD 08/15/23	530,000	530,029	474,186
	U S TREASURY BOND	U.S. GOVT OBLIGATIONS	N/A	4.375% 08/15/2043 DD 08/15/23	20,000	17,975	19,084
	U S TREASURY BOND	U.S. GOVT OBLIGATIONS	N/A	4.750% 11/15/2053 DD 11/15/23	2,230,000	2,290,098	2,213,275
	U S TREASURY BOND	U.S. GOVT OBLIGATIONS	N/A	4.750% 11/15/2043 DD 11/15/23	5,720,000	5,792,669	5,720,458
	U S TREASURY BOND	U.S. GOVT OBLIGATIONS	N/A	4.500% 02/15/2044 DD 02/15/24	270,000	267,920	261,193
	U S TREASURY BOND	U.S. GOVT OBLIGATIONS	N/A	4.625% 05/15/2054 DD 05/15/24	540,000	574,443	525,296
	U S TREASURY BOND	U.S. GOVT OBLIGATIONS	N/A	4.625% 05/15/2044 DD 05/15/24	40,000	40,304	39,274
	U S TREASURY BOND	U.S. GOVT OBLIGATIONS	N/A	4.250% 06/15/2054 DD 06/15/24	1,030,000	993,656	942,406
	U S TREASURY BOND	U.S. GOVT OBLIGATIONS	N/A	4.125% 08/15/2044 DD 08/15/24	20,000	19,188	18,346
	U S TREASURY BOND	U.S. GOVT OBLIGATIONS	N/A	4.500% 11/15/2054 DD 11/15/24	660,000	655,407	629,990
	U S TREASURY BOND	U.S. GOVT OBLIGATIONS	N/A	4.625% 11/15/2044 DD 11/15/24	160,000	155,925	156,826
	U S TREASURY BOND	U.S. GOVT OBLIGATIONS	N/A	4.625% 02/15/2055 DD 02/15/25	20,000	19,033	19,500
	U S TREASURY BOND	U.S. GOVT OBLIGATIONS	N/A	4.750% 02/15/2045 DD 02/15/25	300,000	298,337	298,734
	U S TREASURY BOND	U.S. GOVT OBLIGATIONS	N/A	5.000% 05/15/2045 DD 05/15/25	10,000	10,049	10,284
	U S TREASURY NOTE	U.S. GOVT OBLIGATIONS	N/A	3.500% 09/30/2026 DD 09/30/24	95,000	94,039	94,510
	U S TREASURY NOTE	U.S. GOVT OBLIGATIONS	N/A	3.875% 03/15/2028 DD 03/15/25	2,200,000	2,202,994	2,210,318
	U S TREASURY NOTE	U.S. GOVT OBLIGATIONS	N/A	3.875% 11/30/2029 DD 11/30/22	20,000	19,429	20,085
	U S TREASURY NOTE	U.S. GOVT OBLIGATIONS	N/A	4.000% 02/28/2030 DD 02/28/23	1,290,000	1,283,550	1,302,345
	U S TREASURY NOTE	U.S. GOVT OBLIGATIONS	N/A	4.125% 08/31/2030 DD 08/31/23	10,000	10,021	10,143
	U S TREASURY NOTE	U.S. GOVT OBLIGATIONS	N/A	4.875% 11/30/2025 DD 11/30/23	920,000	923,809	921,923
	U S TREASURY NOTE	U.S. GOVT OBLIGATIONS	N/A	4.375% 11/30/2030 DD 11/30/23	1,390,000	1,388,009	1,425,667
	U S TREASURY NOTE	U.S. GOVT OBLIGATIONS	N/A	3.750% 12/31/2028 DD 12/31/23	150,000	148,179	150,095
	U S TREASURY NOTE	U.S. GOVT OBLIGATIONS	N/A	4.000% 01/31/2031 DD 01/31/24	1,590,000	1,579,549	1,601,114
	U S TREASURY NOTE	U.S. GOVT OBLIGATIONS	N/A	4.000% 02/15/2034 DD 02/15/24	140,000	135,984	138,562
	U S TREASURY NOTE	U.S. GOVT OBLIGATIONS	N/A	4.625% 02/28/2026 DD 02/29/24	230,000	230,288	230,642
	U S TREASURY NOTE	U.S. GOVT OBLIGATIONS	N/A	4.250% 02/28/2031 DD 02/28/24	1,490,000	1,483,135	1,518,638
	U S TREASURY NOTE	U.S. GOVT OBLIGATIONS	N/A	4.250% 02/28/2029 DD 02/29/24	290,000	289,940	295,603
	U S TREASURY NOTE	U.S. GOVT OBLIGATIONS	N/A	4.125% 03/31/2029 DD 03/31/24	20,000	19,568	20,268
	U S TREASURY NOTE	U.S. GOVT OBLIGATIONS	N/A	4.625% 04/30/2029 DD 04/30/24	230,000	230,003	237,160
	U S TREASURY NOTE	U.S. GOVT OBLIGATIONS	N/A	4.300% 05/31/2029 DD 05/31/24	220,000	221,499	225,973
	U S TREASURY NOTE	U.S. GOVT OBLIGATIONS	N/A	4.000% 07/31/2029 DD 07/31/24	3,050,000	3,080,195	3,078,121
	U S TREASURY NOTE	U.S. GOVT OBLIGATIONS	N/A	3.875% 08/15/2034 DD 08/15/24	230,000	230,808	224,618
	U S TREASURY NOTE	U.S. GOVT OBLIGATIONS	N/A	3.750% 08/15/2027 DD 08/15/24	500,000	503,516	500,175
	U S TREASURY NOTE	U.S. GOVT OBLIGATIONS	N/A	3.625% 09/30/2031 DD 09/30/24	1,270,000	1,266,655	1,248,575
	U S TREASURY NOTE	U.S. GOVT OBLIGATIONS	N/A	4.125% 10/31/2029 DD 10/31/24	5,280,000	5,254,115	5,354,659
	U S TREASURY NOTE	U.S. GOVT OBLIGATIONS	N/A	4.250% 11/15/2034 DD 11/15/24	420,000	409,135	421,445
	U S TREASURY NOTE	U.S. GOVT OBLIGATIONS	N/A	4.125% 11/30/2029 DD 11/30/24	210,000	209,770	213,043
	U S TREASURY NOTE	U.S. GOVT OBLIGATIONS	N/A	4.375% 12/31/2029 DD 12/31/24	250,000	249,307	256,153
	U S TREASURY NOTE	U.S. GOVT OBLIGATIONS	N/A	4.250% 01/31/2030 DD 01/31/25	1,090,000	1,084,992	1,111,331
	U S TREASURY NOTE	U.S. GOVT OBLIGATIONS	N/A	4.250% 02/15/2028 DD 02/15/25	740,000	742,309	749,886
	U S TREASURY NOTE	U.S. GOVT OBLIGATIONS	N/A	4.125% 02/29/2032 DD 02/28/25	644,000	642,142	649,886
	U S TREASURY NOTE	U.S. GOVT OBLIGATIONS	N/A	3.875% 03/15/2028 DD 03/15/25	3,275,000	3,274,872	3,290,360
	U S TREASURY NOTE	U.S. GOVT OBLIGATIONS	N/A	4.125% 03/31/2032 DD 03/31/25	2,580,000	2,583,836	2,602,885
	U S TREASURY NOTE	U.S. GOVT OBLIGATIONS	N/A	3.750% 04/15/2028 DD 04/15/25	1,200,000	1,199,672	1,201,404
	U S TREASURY NOTE	U.S. GOVT OBLIGATIONS	N/A	3.875% 04/30/2030 DD 04/30/25	20,000	19,838	20,075
	U S TREASURY NOTE	U.S. GOVT OBLIGATIONS	N/A	4.000% 04/30/2032 DD 04/30/25	1,055,000	1,045,104	1,056,319
	U S TREASURY NOTE	U.S. GOVT OBLIGATIONS	N/A	4.250% 05/15/2035 DD 05/15/25	110,000	108,810	110,207
	U S TREASURY NOTE	U.S. GOVT OBLIGATIONS	N/A	4.125% 05/31/2032 DD 05/31/25	1,950,000	1,940,783	1,966,458
	U S TREASURY NOTE	U.S. GOVT OBLIGATIONS	N/A	4.000% 05/31/2030 DD 05/31/25	2,700,000	2,699,793	2,725,731
	U S TREASURY NOTE	U.S. GOVT OBLIGATIONS	N/A	4.000% 06/30/2035 DD 06/30/25	700,000	700,328	700,544
	US TREAS-CPI INFLAT	U.S. GOVT OBLIGATIONS	N/A	1.875% 07/15/2034 DD 07/15/24	1,390,246	1,424,476	1,393,013
	Total U.S. Government Obligations					189,152,662	186,675,055
	GRAND TOTAL					\$ 1,756,894,723	\$ 2,741,754,197

TRUST FOR THE INTERNATIONAL BROTHERHOOD OF ELECTRICAL WORKERS' PENSION BENEFIT FUND AND SUBSIDIARIES

SCHEDULE OF ASSETS (ACQUIRED AND DISPOSED OF WITHIN PLAN YEAR)

YEAR ENDED JUNE 30, 2025

Form 5500, Part IV, Schedule H, Line 4j

E.I.N. 53-0088380
Plan No. 001

(a) Identity of Party Involved	(b) Description of Asset (include interest rate and maturity in case of a loan)	(c) Cost of Acquisitions	(d) Proceeds of Dispositions
N/A	ALLY FINANCIAL INC VAR RT 07/26/2035 DD 07/26/24	\$ (275,000)	\$ 278,820
N/A	APA CORP 144A 7.750% 12/15/2029 DD 12/15/24	(42,834)	43,025
N/A	COLOMBIA GOVERNMENT INTERNATIO 7.375% 04/25/2030 DD 04/25/25	(198,974)	204,200
N/A	HALSEYPOINT CLO 6 6A A1R 144A VAR RT 01/20/2038 DD 02/06/25	(443,363)	450,450
N/A	HARBOR FREIGHT TOOLS 5/24 TLB 0.000% 06/05/2031 DD 05/28/24	(189,253)	186,912
N/A	KROGER CO/THE 4.650% 09/15/2029 DD 08/27/24	(474,501)	477,404
N/A	WARNERMEDIA HOLDINGS INC 5.391% 03/15/2062 DD 03/15/23	(22,576)	19,509
N/A	ONCOR ELECTRIC DELIVERY C 144A 5.350% 04/01/2035 DD 03/20/25	(59,989)	60,149
N/A	PERUVIAN GOVERNMENT INTERNATIO 2.783% 01/23/2031 DD 04/23/20	(171,884)	171,884
N/A	URUGUAY GOVERNMENT INTERNATION 8.250% 05/21/2031 DD 05/21/21	(1,333)	929
N/A	VFR17ON COMMUNICATIONS IN 144A 4.780% 07/15/2035 DD 08/09/24	(603,595)	597,454
N/A	US TRS BND FRI WK5 FUT MAR 25 PUT JAN 25 114.000 ED 01/31/25	8,504	(1,528)
N/A	US TRS BND FRI WK5 FUT DEC 24 PUT AUG 24 123.000 ED 08/30/24	(5,097)	4,044
N/A	US 10YR ULTRA FUTURE (CBT) EXP MAR 25	-	136,203
N/A	US 10YR ULTRA FUTURE (CBT) EXP JUN 25	-	27,254
N/A	US 10YR ULTRA FUTURE (CBT) EXP DEC 24	-	878,607
N/A	US TRS BND FRI WK1 FUT MAR 25 CALL FEB 25 114.000 ED 020725	9,941	(27,934)
N/A	US TRS BND FRI WK1 FUT MAR 25 CALL FEB 25 115.000 ED 020725	(8,040)	30,476
N/A	US TRS BND FRI WK1 FUT MAR 25 CALL FEB 25 115.500 ED 020725	(2,231)	10,488
N/A	US TRS BND FRI WK1 FUT SEP 24 CALL JUL 24 116.000 ED 070524	6,500	(19,062)
N/A	US TRS BND FRI WK1 FUT SEP 24 CALL JUL 24 117.500 ED 070524	(7,109)	28,953
N/A	US TRS BND FRI WK1 FUT SEP 24 CALL JUL 24 117.000 ED 070524	(2,930)	10,703
N/A	US TRS BND FRI WK1 FUT SEP 24 CALL AUG 24 122.000 ED 080224	(5,479)	22,724
N/A	US TRS BND FRI WK1 FUT DEC 24 CALL NOV 24 119.000 ED 110124	(5,720)	1,076
N/A	US TRS BND FRI WK1 FUT DEC 24 CALL NOV 24 119.500 ED 110124	(1,993)	304
N/A	US TRS BND FRI WK1 FUT MAR 25 PUT FEB 25 112.500 ED 02/07/25	(2,043)	222
N/A	US TRS BND FRI WK1 FUT MAR 25 PUT FEB 25 113.000 ED 02/07/25	(7,571)	945
N/A	US TRS BND FRI WK1 FUT MAR 25 PUT FEB 25 114.000 ED 02/07/25	9,722	(1,778)
N/A	US TRS BND FRI WK1 FUT SEP 24 PUT JUL 24 114.500 ED 07/05/24	(3,203)	250
N/A	US TRS BND FRI WK1 FUT SEP 24 PUT JUL 24 115.000 ED 07/05/24	(2,586)	125
N/A	US TRS BND FRI WK1 FUT SEP 24 PUT JUL 24 116.000 ED 07/05/24	5,734	(437)
N/A	US TRS BND FRI WK1 FUT DEC 24 PUT NOV 24 117.500 ED 11/01/24	(2,634)	4,866
N/A	US TRS BND FRI WK1 FUT DEC 24 PUT NOV 24 118.000 ED 11/01/24	(7,283)	12,795
N/A	US 10YR NOTE FUTURE (C SEP 24 CALL SEP 24	(2,948)	552
N/A	US 10YR TREAS NTS FUTU DEC 24 PUT NOV 24	(21,260)	37,162
N/A	US LONG BOND FUTURE JUN 25 PUT JUN 25 114.000 ED 05/23/25	(17,104)	37,537
N/A	US LONG BOND FUT (CBT) DEC 24 PUT NOV 24 120.000 ED 10/25/24	(15,830)	50,764
N/A	US TREAS BD FUTURE (CBT) EXP MAR 25	-	(716,192)
N/A	US TREAS BD FUTURE (CBT) EXP JUN 25	-	(772,392)
N/A	US TREAS BD FUTURE (CBT) EXP DEC 24	-	(2,465,765)
N/A	US LONG BOND FUTURE (CBT) CALL JUN 25 115.000 ED 062025	21,979	(10,255)
N/A	US TREAS BD FUTURE (CBT) PUT MAR 25 111.000 ED 03/21/25	10,083	(2,667)
N/A	US TREAS BD FUTURE (CBT)DEC24 PUT OCT 24 118.000 ED 10/25/24	(8,070)	604
N/A	US TREAS BD FUTURE (CBT) CALL MAY 25 116.000 ED 052325	(17,167)	2,583
N/A	US TREAS BD FUTURE (CBT) CALL MAY 25 116.500 ED 052325	(6,583)	917
N/A	US LONG BOND FUTURE (CBT)SEP25 CALL JUN 25 113.500 ED 062025	(10,917)	17,068
N/A	US TREAS BD FUTURE (CBT)DEC24 CALL SEP 24 125.500 ED 092424	(21,871)	37,778
N/A	US TREAS BD FUTURE (CBT) PUT MAY 25 113.500 ED 05/23/25	(6,677)	14,714
N/A	US LONG BOND FUTURE (CBT) PUT JUN 25 115.000 ED 06/20/25	25,385	(39,099)
N/A	US 10YR NOTE FUTURE (CBT)MAR25 CALL JAN 25 108.750 ED 012425	(49,062)	22,532
N/A	US 10YR NOTE FUTURE (CBT)MAR25 CALL JAN 25 108.000 ED 012425	(17,031)	71,563
N/A	US 10YR NOTE FUTURE (CBT)MAR25 CALL FEB 25 109.000 ED 022125	26,844	(14,140)
N/A	US 10YR NOTE FUT(CBT)JUN 25 CALL MAR 25 111.000 ED 032125	5,014	(13,392)
N/A	US 10YR NOTE FUTURE (CBT)SEP24 CALL JUL 24 111.250 ED 072624	(719)	141
N/A	US 10YR NOTE FUTURE (CBT)MAR25 CALL NOV 24 109.500 ED 112224	12,056	(8,288)
N/A	US 10YR TREAS NTS FUTURE (CBT) CALL JUN 25 111.500 ED 06/20/2	68,893	(25,138)

TRUST FOR THE INTERNATIONAL BROTHERHOOD OF ELECTRICAL WORKERS' PENSION BENEFIT FUND AND SUBSIDIARIES

SCHEDULE OF ASSETS (ACQUIRED AND DISPOSED OF WITHIN PLAN YEAR) (CONTINUED)

YEAR ENDED JUNE 30, 2025

Form 5500, Part IV, Schedule H, Line 4j

E.I.N. 53-0088380
Plan No. 001

(a) Identity of Party Involved	(b) Description of Asset (include interest rate and maturity in case of a loan)	(c) Cost of Acquisitions	(d) Proceeds of Dispositions
N/A	US 10YR NOTE FUTURE (CBT) JUN25 CALL JUN 25 111.250 ED 06/20/25	\$ (32,843)	\$ 52,417
N/A	US 10YR TREAS NTS FUT(CBT)DEC2 CALL SEP 24 117.000 ED 09/20/24	6,979	(5,677)
N/A	US 10YR TREAS NTS FUT(CBT)DEC2 CALL SEP 24 114.250 ED 09/20/24	(29,944)	43,728
N/A	US 10YR TREAS NTS FUT(CBT)DEC2 CALL OVT 24 112.750 ED 10/25/24	(4,069)	556
N/A	US 10YR TREAS NTS FUT(CBT)DEC2 CALL OCT 24 112.500 ED 10/25/24	(12,904)	1,181
N/A	US 10YR NOTE FUTURE (CBT)MAR25 CALL DEC 24 110.500 ED 12/27/24	(22,104)	1,150
N/A	US 10YR NOTE FUTURE (CBT)MAR25 CALL DEC 24 109.250 ED 12/27/24	14,797	(5,156)
N/A	US 10YR NOTE FUT(CBT)JUN25 PUT MAR 25 107.000 ED 03/21/25	11,875	(2,187)
N/A	US 10YR TREAS NTS FUT(CBT)DEC2 PUT SEP 24 112.000 ED 09/20/24	9,792	(6,146)
N/A	US 10YR TREAS NTS FUT(CBT)DEC2 PUT OCT 24 111.000 ED 10/25/24	(3,819)	2,118
N/A	US 10YR TREAS NTS FUT(CBT)DEC2 PUT NOV 24 109.750 ED 11/22/24	(25,758)	67,367
N/A	US 10YR NOTE FUTURE (CBT)MAR25 PUT DEC 24 109.000 ED 12/27/24	22,582	(2,449)
N/A	US 10YR NOTE FUTURE (CBT) MAR2 PUT DEC 24 110.500 ED 12/27/24	(29,819)	96,994
N/A	US 10YR NOTE FUTURE (CBT)MAR25 PUT DEC 24 108.750 ED 12/27/24	(8,000)	25,219
N/A	US 10YR NOTE FUTURE JUN 25 CALL APR 25 109.000 ED 03/21/2	(13,205)	21,045
N/A	US 10YR NOTE FUTURE JUN 25 CALL APR 25 110.000 ED 03/21/25	(4,706)	13,403
N/A	US 10YR NOTE FUT (CBT) DEC 24 CALL NOV 24 112.250 ED 10/25/24	5,309	(972)
N/A	US 10YR NOTE FUT (CBT) JUN 25 PUT JUN 25 112.000 ED 05/23/25	64,110	(43,125)
N/A	US 10YR NOTE FUT (CBT) DEC 24 PUT DEC 24 110.000 ED 11/22/24	14,469	(34,913)
N/A	US 10YR NOTE FUT (CBT) MAR 25 CALL FEB 25 110.500 ED 01/24/25	31,403	(11,144)
N/A	US 10YR NOTE FUT (CBT) MAR 25 CALL MAR 25 109.500 ED 02/21/25	22,200	(16,722)
N/A	US 10YR NOTE FUTURE JUN 25 CALL APR 25 111.250 ED 03/21/25	(22,016)	6,667
N/A	US 10YR NOTE FUTURE JUN 25 CALL MAY 25 113.500 ED 04/25/25	34,789	(10,571)
N/A	US 10YR NOTE FUT (CBT) JUN 25 CALL JUN 25 111.000 ED 05/23/2	67,625	(69,968)
N/A	US 10YR NOTE FUT (CBT) JUN 25 CALL JUN 25 112.000 ED 05/23/2	68,306	(68,655)
N/A	US 10YR NOTE FUT (CBT) JUN 25 CALL JUN 25 114.000 ED 05/23/2	43,180	(25,164)
N/A	US 10YR NOTE FUT (CBT) MAR 25 CALL JAN 25 112.500 ED 12/27/2	13,802	(8,604)
N/A	US 10YR NOTE FUT (CBT) MAR 25 CALL JAN 25 109.750 ED 12/27/2	13,031	(3,000)
N/A	US 10YR NOTE FUT (CBT) MAR 25 CALL JAN 25 112.000 ED 12/27/2	31,907	(13,203)
N/A	US 10YR NOTE FUT (CBT) MAR 25 PUT FEB 25 110.500 ED 01/24/25	30,216	(59,050)
N/A	US 10YR NOTE FUT (CBT) MAR 25 PUT MAR 25 107.500 ED 02/21/25	30,657	(5,703)
N/A	US 10YR NOTE FUTURE JUN 25 PUT APR 25 111.250 ED 03/21/25	(28,965)	30,832
N/A	US 10YR NOTE FUTURE JUN 25 PUT MAY 25 109.000 ED 04/25/25	25,382	(9,555)
N/A	US 10YR NOTE FUT JUN 25 PUT JUN 25 107.000 ED 05/23/25	23,641	(12,656)
N/A	US 10YR NOTE FUT (CBT) JUN 25 PUT JUN 25 108.500 ED 05/23/25	19,507	(18,508)
N/A	US 10YR NOTE FUT (CBT) JUN 25 PUT JUN 25 111.000 ED 05/23/25	43,460	(28,258)
N/A	US 10YR TREAS NTS FUT SEP 25 PUT JUL 25 111.500 ED 06/20/25	34,785	(63,576)
N/A	US 10YR NOTE FUT (CBT) DEC 24 PUT NOV 24 111.500 ED 10/25/24	(8,609)	11,181
N/A	US 10YR NOTE FUT (CBT) DEC 24 PUT NOV 24 111.750 ED 10/25/24	(4,819)	19,306
N/A	US 10YR TREAS NTS FUTURE (CBT) EXP MAR 25	-	159,241
N/A	US 10YR NOTE FUTURE (CBT) EXP JUN 25	-	(549,619)
N/A	US 10YR TREAS NTS FUTURE (CBT) EXP DEC 24	-	76,836
N/A	US 10YR NOTE FUTURE (CBT) PUT MAY 25 110.750 ED 05/23/25	(47,183)	133,280
N/A	US 6-7 NOTE FRI W1 FUT MAR 25 CALL JAN 25 108.750 ED 01/03/25	14,380	(1,385)
N/A	US 6-7 NOTE FRI W1 FUT MAR 25 CALL FEB 25 109.250 ED 02/07/25	8,167	(458)
N/A	US 6-7 NOTE FRI W1 FUT JUN 25 CALL MAR 25 111.250 ED 03/07/25	(7,402)	8,035
N/A	US 6-7 NOTE FRI W1 FUT JUN 25 CALL MAY 25 111.750 ED 05/02/25	18,483	(798)
N/A	US 6-7 NOTE FRI W1 FUT SEP 24 CALL AUG 24 112.500 ED 08/02/24	(2,823)	10,740
N/A	US 6-7 NOTE FRI W1 FUT DEC 24 CALL NOV 24 111.750 ED 11/01/24	(13,343)	2,032
N/A	US 6-7 NOTE FRI W1 FUT MAR 25 PUT JAN 25 108.750 ED 01/03/25	7,599	(2,041)
N/A	US 6-7 NOTE FRI W1 FUT MAR 25 PUT FEB 25 109.250 ED 02/07/25	10,083	(792)
N/A	US 6-7 NOTE FRI W1 FUT MAR 25 PUT FEB 25 109.000 ED 02/07/25	8,583	(417)
N/A	US 6-7 NOTE FRI W1 FUT SEP 24 PUT JUL 24 109.500 ED 07/05/24	4,167	(583)
N/A	US 6-7 NOTE FRI W FUT(CBT)DEC2 PUT OCT 24 113.500 ED 10/04/24	(7,161)	24,808

TRUST FOR THE INTERNATIONAL BROTHERHOOD OF ELECTRICAL WORKERS' PENSION BENEFIT FUND AND SUBSIDIARIES

SCHEDULE OF ASSETS (ACQUIRED AND DISPOSED OF WITHIN PLAN YEAR) (CONTINUED)

YEAR ENDED JUNE 30, 2025

Form 5500, Part IV, Schedule H, Line 4j

E.I.N. 53-0088380
Plan No. 001

(a) Identity of Party Involved	(b) Description of Asset (include interest rate and maturity in case of a loan)	(c) Cost of Acquisitions	(d) Proceeds of Dispositions
N/A	US 6-7 NOTE FRI W1 FUT DEC 24 PUT NOV 24 110.750 ED 11/01/24	\$ (10,789)	\$ 29,766
N/A	US 6-7 NOTE FRI W1 FUT DEC 24 PUT NOV 24 110.000 ED 11/01/24	(14,823)	5,521
N/A	US 5YR TREAS NTS FUTUR MAR 25 CALL JAN 25	12,229	(2,497)
N/A	US 5YR NOTE FUTURE (CB SEP 24 PUT SEP 24	(8,726)	547
N/A	US 5YR NOTE FUT (CBT) MAR 25 CALL FEB 25 107.000 ED 01/24/2	33,130	(14,902)
N/A	US 5YR NOTE FUT (CBT) MAR 25 CALL MAR 25 107.000 ED 02/21/2	20,231	(21,637)
N/A	US 5YR NOTE FUT (CBT) JUN 25 CALL APR 25 107.750 ED 03/21/2	11,978	(6,139)
N/A	US 5YR NOTE FUT (CBT) JUN 25 CALL APR 25 108.000 ED 03/21/2	9,251	(2,764)
N/A	US 5YR NOTE FUT (CBT) JUN 25 CALL MAY 25 108.500 ED 04/25/25	4,931	(2,788)
N/A	US 5YR FUTURE JUN 25 CALL JUN 25 108.500 ED 5/23/25	(30,624)	6,501
N/A	US 5YR NOTE FUT (CBT) SEP 25 CALL JUL 25 110.500 ED 06/20/2	36,614	(3,972)
N/A	US 5YR NOTE FUT (CBT) MAR 25 CALL JAN 25 107.000 ED 12/27/2	(31,467)	2,275
N/A	US 5YR NOTE FUT (CBT) MAR 25 CALL JAN 25 108.500 ED 12/27/2	12,221	(8,826)
N/A	US 5YR NOTE FUT (CBT) MAR 25 PUT FEB 25 106.000 ED 01/24/25	(10,421)	3,767
N/A	US 5YR NOTE FUT (CBT) MAR 25 PUT FEB 25 107.000 ED 01/24/25	36,349	(65,144)
N/A	US 5YR NOTE FUT (CBT) MAR 25 PUT MAR 25 105.750 ED 02/21/25	28,771	(10,541)
N/A	US 5YR NOTE FUT (CBT) JUN 25 PUT MAY 25 108.250 ED 04/25/25	(3,741)	4,056
N/A	US 5YR NOTE FUT (CBT) MAR 25 PUT JAN 25 106.250 ED 12/27/24	(8,273)	32,305
N/A	US 5YR TREAS NTS FUTURE (CBT) EXP MAR 25	-	(108,684)
N/A	US 5YR TREAS NTS FUTURE (CBT) EXP JUN 25	-	328,369
N/A	US 5YR TREAS NTS FUTURE (CBT) EXP DEC 24	-	(1,764,417)
N/A	US 5YR NOTE FUTURE (CBT) MAR 25 CALL FEB 25 109.000 ED 02/21/2	18,677	(2,144)
N/A	US 5YR TREAS NTS FUT (CBT) SEPT 25 CALL JUN 25 108.250 ED 06/20/2	29,284	(18,083)
N/A	US 5YR NOTE FUTURE (CBT) CALL DEC 24 106.250 ED 12/27/24	12,002	(1,748)
N/A	US 5YR NOTE FUTURE (CBT) MAR 25 CALL DEC 24 106.500 ED 12/27/24	(6,521)	322
N/A	US 5YR TREAS NTS FUT (CBT) SEPT 25 PUT JUN 25 108.250 ED 06/20/25	32,167	(47,333)
N/A	US 5YR TREAS NTS FUT (CBT) SEPT 25 PUT JUN 25 107.500 ED 06/20/25	25,417	(8,310)
N/A	US 5YR NOTE FUTURE (CBT) MAR 25 PUT DEC 24 107.000 ED 12/27/24	(37,537)	103,674
N/A	US 5YR TREAS NTS FUT (CBT) DEC 24 PUT OCT 24 108.250 ED 10/25/24	(8,213)	23,334
N/A	US 5YR TREAS NTS FUTURE (CBT) PUT MAY 25 107.750 ED 05/23/25	(30,624)	62,751
N/A	US TRS BND FRI WK3 FUT MAR 25 CALL JAN 25 112.000 ED 01/17/25	(6,396)	22,792
N/A	US TRS BND FRI WK3 FUT SEP 24 CALL JUL 24 119.500 ED 07/19/24	9,748	(330)
N/A	US TRS BND FRI WK3 FUT DEC 24 PUT NOV 24 116.000 ED 11/15/24	(3,598)	587
N/A	US 2YR TREAS NTS FUT (CBT) EXP MAR 25	-	36,922
N/A	US 2YR NOTE FUTURE (CBT) EXP JUN 25	-	(76,449)
N/A	US 2YR TREAS NTS FUT (CBT) EXP DEC 24	-	195,629
N/A	S&P MID 400 EMINI (CME) EXP MAR 25	-	(74,110)
N/A	S&P MID 400 EMINI FUT (CME) EXP JUN 25	-	(10,254)
N/A	S&P500 EMINI FUTURE (CME) EXP MAR 25	-	(2,687,369)
N/A	S & P 500 EMINI IND FUT (CME) EXP JUN 25	-	(639,920)
N/A	S & P 500 EMINI IND FUT (CME) EXP DEC 24	-	1,475,847
N/A	US 5Y NOTE FRI WK5 FUT SEP 25 CALL MAY 25 108.250 ED 05/30/25	(6,858)	3,969
N/A	US 5Y NOTE FRI WK4 FUT JUN 25 CALL FEB 25 108.000 ED 02/28/25	(783)	688
N/A	US 5Y NOTE FRI WK4 FUT JUN 25 CALL MAR 25 108.000 ED 03/28/25	8,112	(1,286)
N/A	US 5Y NOTE FRI WK4 FUT DEC 24 CALL SEP 24 110.250 ED 09/27/24	6,533	(2,838)
N/A	US ULTRA BOND (CBT) EXP MAR 25	-	224,044
N/A	US ULTRA BOND (CBT) EXP JUN 25	-	376,012
N/A	US ULTRA BOND FUTURE (CBT) EXP DEC 24	-	356,685
N/A	MSCI EAFE FUTURE (NYF) EXP MAR 25	-	233,116
N/A	MSCI EAFE FUTURE (NYF) EXP JUN 25	-	(284,041)
N/A	MSCI EAFE FUTURE (NYF) EXP DEC 24	-	(188,155)
N/A	3 MONTH SOFR FUT (CME) JUN 25 CALL JUN 25 096.500 ED 06/13/25	11,977	(6,783)
N/A	3 MONTH SOFR FUT (CME) JUN 25 CALL JUN 25 096.000 ED 06/13/25	(29,950)	52,075
N/A	3 MONTH SOFR FUT (CME) JUN 25 CALL JUN 25 096.250 ED 06/13/25	(31,513)	12,238

TRUST FOR THE INTERNATIONAL BROTHERHOOD OF ELECTRICAL WORKERS' PENSION BENEFIT FUND AND SUBSIDIARIES

SCHEDULE OF ASSETS (ACQUIRED AND DISPOSED OF WITHIN PLAN YEAR) (CONTINUED)

YEAR ENDED JUNE 30, 2025

Form 5500, Part IV, Schedule H, Line 4j

E.I.N. 53-0088380
Plan No. 001

(a) Identity of Party Involved	(b) Description of Asset (include interest rate and maturity in case of a loan)	(c) Cost of Acquisitions	(d) Proceeds of Dispositions
N/A	3 MONTH SOFR FUT SFP 25 CALL SFP 25 096.250 ED 091225	\$ (116,552)	\$ 38,010
N/A	3 MONTH SOFR FUT (CME) DEC 25 PUT DEC 25 095.500 ED 12/12/25	68,614	(27,986)
N/A	3 MONTH SOFR FUT DEC 25 CALL DEC 25 097.500 ED 121225	22,559	(9,741)
N/A	3 MONTH SOFR FUT (CME) DEC 25 CALL DEC 25 096.875 ED 121225	66,314	(70,736)
N/A	3 MONTH SOFR FUT (CME)DEC25 CALL DEC 25 096.250 ED 12/12/2	(131,486)	133,014
N/A	3 MONTH SOFR FUT (CME)DEC26 CALL DEC 26 097.000 ED 121126	(74,992)	96,071
N/A	E-MINI RUSS 2000 FUTURE (CME) EXP MAR 25	-	(431,295)
N/A	E-MINI RUSS 2000 FUTURE (CME) EXP JUN 25	-	(186,775)
N/A	E-MINI RUSS 2000 FUTURE (CME) EXP DEC 24	-	198,426
N/A	US TRS BND FRI WK2 FUT MAR 25 CALL JAN 25 113.000 ED 011025	4,549	(1,764)
N/A	US TRS BND FRI WK2 FUT JUN 25 CALL APR 25 119.500 ED 041125	(22,916)	78,834
N/A	US TRS BND FRI WK2 FUT JUN 25 CALL MAY 25 114.000 ED 050925	1,278	(2,410)
N/A	US TRS BND FRI WK2 FUT JUN 25 CALL MAY 25 115.000 ED 050925	(1,069)	2,243
N/A	US TRS BND FRI WK2 FUT JUN 25 CALL MAY 25 115.500 ED 050925	(316)	715
N/A	US TRS BND FRI WK2 FUT SEP 24 CALL JUL 24 120.000 ED 071224	(768)	181
N/A	US TRS BND FRI WK2 FUT DEC 24 CALL NOV 24 118.500 ED 110824	7,429	(4,774)
N/A	US TRS BND FRI WK2 FUT MAR 25 PUT JAN 25 112.000 ED 01/10/25	(4,151)	10,240
N/A	US TRS BND FRI WK2 FUT JUN 25 PUT APR 25 117.500 ED 04/11/25	(20,573)	50,474
N/A	US TRS BND FRI WK2 FUT JUN 25 PUT APR 25 116.500 ED 04/11/25	(32,541)	66,459
N/A	US TRS BND FRI WK2 FUT JUN 25 PUT APR 25 115.500 ED 04/11/25	(46,979)	108,740
N/A	US TRS BND FRI WK2 FUT JUN 25 PUT MAY 25 112.500 ED 05/09/25	(222)	122
N/A	US TRS BND FRI WK2 FUT JUN 25 PUT MAY 25 113.000 ED 05/09/25	(757)	431
N/A	US TRS BND FRI WK2 FUT JUN 25 PUT MAY 25 114.000 ED 05/09/25	1,059	(566)
N/A	US TRS BND FRI WK2 FUT DEC 24 PUT NOV 24 118.500 ED 11/08/24	8,507	(11,759)
N/A	US 6-7 NOTE FRI W5 FUT MAR 25 CALL NOV 24 111.000 ED 112924	(10,734)	11,610
N/A	US 6-7 NOTE FRI W FUT(CBT)DEC2 CALL NOV 24 111.250 ED 112924	(857)	768
N/A	US 6-7 NOTE FRI W5 FUT MAR 25 PUT JAN 25 109.000 ED 01/31/25	13,137	(9,628)
N/A	US 6-7 NOTE FRI W4 FUT JUN 25 CALL FEB 25 109.250 ED 022825	5,816	(29,356)
N/A	US 6-7 NOTE FRI W4 FUT JUN 25 CALL FEB 25 109.750 ED 022825	(5,989)	52,995
N/A	US 6-7 NOTE FRI W4 FUT JUN 25 CALL FEB 25 111.250 ED 022825	(3,778)	1,004
N/A	US 6-7 NOTE FRI W4 FUT JUN 25 CALL MAR 25 111.250 ED 032825	11,120	(677)
N/A	US 6-7 NOTE FRI W4 FUT SEP 25 CALL JUN 25 111.500 ED 062725	(9,739)	33,292
N/A	US 6-7 NOTE FRI W4 FUT JUN 25 PUT FEB 25 108.750 ED 02/28/25	(7,161)	1,042
N/A	US 6-7 NOTE FRI W4 FUT JUN 25 PUT FEB 25 109.250 ED 02/28/25	6,988	(1,012)
N/A	US 6-7 NOTE FRI W4 FUT JUN 25 PUT FEB 25 110.000 ED 02/28/25	(6,380)	1,042
N/A	US 6-7 NOTE FRI W4 FUT JUN 25 PUT MAR 25 110.500 ED 03/28/25	(4,136)	8,257
N/A	US 6-7 NOTE FRI W4 FUT SEP 24 PUT JUN 24 110.000 ED 06/28/24	(17,112)	17,112
N/A	US 6-7 NOTE FRI W2 FUT JUN 25 CALL APR 25 111.500 ED 041125	(50,697)	97,631
N/A	US 6-7 NOTE FRI W2 FUT JUN 25 CALL APR 25 112.500 ED 041125	(38,889)	154,219
N/A	US 6-7 NOTE FRI W2 FUT SEP 24 CALL JUL 24 110.750 ED 071224	(5,561)	12,549
N/A	US 6-7 NOTE FRI W2 FUT SEP 24 CALL AUG 24 113.000 ED 080924	(1,333)	1,151
N/A	US 6-7 NOTE FRI W2 FUT DEC 24 CALL NOV 24 111.250 ED 110824	24,995	(27,146)
N/A	US 6-7 NOTE FRI W2 FUT DEC 24 CALL NOV 24 110.500 ED 110824	23,323	(1,458)
N/A	US 6-7 NOTE FRI W2 FUT MAR 25 CALL DEC 24 111.500 ED 121324	3,510	(677)
N/A	US 6-7 NOTE FRI W2 FUT MAR 25 CALL DEC 24 110.750 ED 121324	10,059	(1,253)
N/A	US 6-7 NOTE FRI W2 FUT MAR 25 PUT JAN 25 108.000 ED 01/10/25	(7,713)	27,412
N/A	US 6-7 NOTE FRI W2 FUT MAR 25 PUT FEB 25 109.250 ED 02/14/25	13,879	(1,653)
N/A	US 6-7 NOTE FRI W2 FUT JUN 25 PUT APR 25 110.250 ED 04/11/25	(33,057)	7,475
N/A	US 6-7 NOTE FRI W2 FUT JUN 25 PUT APR 25 111.500 ED 04/11/25	(132,133)	174,992
N/A	US 6-7 NOTE FRI W2 FUT JUN 25 PUT APR 25 110.500 ED 04/11/25	(55,727)	287,163
N/A	US 6-7 NOTE FRI W2 FUT JUN 25 PUT APR 25 109.500 ED 04/11/25	(78,263)	18,675
N/A	US 6-7 NOTE FRI W2 FUT SEP 24 PUT AUG 24 113.000 ED 08/09/24	(2,211)	682
N/A	US 6-7 NOTE FRI W2 FUT SEP 24 PUT AUG 24 113.250 ED 08/09/24	(10,015)	31,016
N/A	US 6-7 NOTE FRI W2 FUT SEP 24 PUT AUG 24 113.750 ED 08/09/24	5,078	(4,531)

TRUST FOR THE INTERNATIONAL BROTHERHOOD OF ELECTRICAL WORKERS' PENSION BENEFIT FUND AND SUBSIDIARIES

SCHEDULE OF ASSETS (ACQUIRED AND DISPOSED OF WITHIN PLAN YEAR) (CONTINUED)

YEAR ENDED JUNE 30, 2025

Form 5500, Part IV, Schedule H, Line 4j

E.I.N. 53-0088380
Plan No. 001

(a) Identity of Party Involved	(b) Description of Asset (include interest rate and maturity in case of a loan)	(c) Cost of Acquisitions	(d) Proceeds of Dispositions
N/A	US 6-7 NOTE FRI W2 FUT SEP 24 PUT AUG 24 112.750 ED 08/09/24	\$ (6,250)	\$ 7,813
N/A	US 6-7 NOTE FRI W2 FUT MAR 25 PUT DEC 24 110.750 ED 12/13/24	(5,406)	7,813
N/A	US 6-7 NOTE FRI W2 FUT MAR 25 PUT DEC 24 111.000 ED 12/13/24	(2,844)	5,875
N/A	US 5Y NOTE FRI WK3 FUT SEP 24 CALL JUL 24 107.500 ED 07/19/24	(3,810)	2,971
N/A	US 6-7 NOTE FRI W3 FUT MAR 25 CALL JAN 25 107.750 ED 01/17/25	(10,743)	38,132
N/A	US 6-7 NOTE FRI W3 FUT MAR 25 CALL JAN 25 108.250 ED 01/17/25	(16,055)	30,820
N/A	US 6-7 NOTE FRI W3 FUT JUN 25 CALL MAY 25 110.000 ED 05/16/25	(3,417)	14,958
N/A	US 6-7 NOTE FRI W3 FUT JUN 25 CALL MAY 25 110.250 ED 05/16/25	(3,083)	17,917
N/A	US 6-7 NOTE FRI W3 FUT SEP 24 CALL JUL 24 111.000 ED 07/19/24	7,870	(521)
N/A	US 6-7 NOTE FRI W3 FUT SEP 24 CALL AUG 24 113.750 ED 08/16/24	(5,161)	10,906
N/A	US 6-7 NOTE FRI W3 FUT DEC 24 CALL NOV 24 110.000 ED 11/15/24	9,106	(5,675)
N/A	US 5Y NOTE FRI WK3 FUT DEC 24 CALL NOV 24 107.000 ED 11/15/24	11,157	(507)
N/A	US 6-7 NOTE FRI W3 FUT SEP 24 PUT AUG 24 113.000 ED 08/16/24	15,141	(1,187)
N/A	US 6-7 NOTE FRI W3 FUT DEC 24 PUT NOV 24 110.000 ED 11/15/24	9,434	(4,785)
N/A	US 5Y NOTE FRI WK3 FUT DEC 24 PUT NOV 24 106.500 ED 11/15/24	(3,910)	4,790
N/A	US 5Y NOTE FRI WK2 FUT MAR 25 CALL FEB 25 106.500 ED 02/14/25	10,548	(3,147)
N/A	US 5Y NOTE FRI WK2 FUT JUN 25 CALL MAR 25 108.250 ED 03/14/25	9,543	(410)
N/A	US 5Y NOTE FRI WK2 FUT SEP 24 CALL JUL 24 107.250 ED 07/12/24	(3,091)	6,511
N/A	US 5Y NOTE FRI WK2 FUT SEP 24 CALL AUG 24 110.500 ED 08/09/24	14,162	(2,502)
N/A	US 5Y NOTE FRI WK2 FUT DEC 24 CALL NOV 24 107.000 ED 11/08/24	17,775	(3,093)
N/A	US 5Y NOTE FRI WK2 FUT MAR 25 CALL DEC 24 107.500 ED 12/13/24	1,907	(124)
N/A	US 5Y NOTE FRI WK2 FUT MAR 25 PUT FEB 25 106.000 ED 02/14/25	(5,029)	21,268
N/A	US 5Y NOTE FRI WK2 FUT MAR 25 PUT FEB 25 106.500 ED 02/14/25	10,322	(1,999)
N/A	US 5Y NOTE FRI WK2 FUT SEP 24 PUT AUG 24 108.750 ED 08/09/24	(11,283)	22,686
N/A	US 5Y NOTE FRI WK2 FUT SEP 24 PUT AUG 24 109.250 ED 08/09/24	(7,198)	17,162
N/A	US 5Y NOTE FRI WK2 FUT SEP 24 PUT AUG 24 109.500 ED 08/09/24	(11,838)	24,271
N/A	US 5Y NOTE FRI WK2 FUT MAR 25 PUT DEC 24 107.250 ED 12/13/24	(2,482)	8,283
N/A	US 5Y NOTE FRI WK1 FUT MAR 25 CALL JAN 25 106.500 ED 01/03/25	3,943	(401)
N/A	US 5Y NOTE FRI WK1 FUT SEP 24 CALL AUG 24 108.250 ED 08/02/24	(3,500)	14,281
N/A	US 5Y NOTE FRI WK1 FUT JUN 25 PUT MAY 25 108.750 ED 05/02/25	(12,041)	42,069
N/A	US 5Y NOTE FRI WK1 FUT DEC 24 PUT OCT 24 109.500 ED 10/04/24	(13,439)	76,178
N/A	US 5Y NOTE FRI WK1 FUT DEC 24 PUT NOV 24 107.000 ED 11/01/24	(2,651)	990
N/A	US TRS BND FRI WK4 FUT JUN 25 CALL MAR 25 118.000 ED 03/28/25	2,920	(1,236)
N/A	US TRS BND FRI WK4 FUT JUN 25 CALL MAR 25 119.000 ED 03/28/25	(2,222)	590
N/A	US TRS BND FRI WK4 FUT JUN 25 CALL MAR 25 119.500 ED 03/28/25	(642)	139
N/A	US TRS BND FRI WK4 FUT JUN 25 PUT MAR 25 116.500 ED 03/28/25	(2,049)	4,514
N/A	US TRS BND FRI WK4 FUT JUN 25 PUT MAR 25 117.000 ED 03/28/25	(7,300)	15,231
N/A	US TRS BND FRI WK4 FUT JUN 25 PUT MAR 25 118.000 ED 03/28/25	9,311	(15,611)
N/A	US TRS BND FRI WK4 FUT SEP 24 PUT JUN 24 119.000 ED 06/28/24	(6,734)	6,734
N/A	US TRS BND FRI WK4 FUT SEP 24 PUT JUN 24 118.000 ED 06/28/24	(497)	497
N/A	SOFR 1 YR MIDCURVE FUT SEP 26 CALL SEP 25 096.813 ED 09/12/25	67,568	(142,657)
N/A	IRS R 4.2% P SOFR PUT NOV 24 004.200 ED 11/29/24	23,636	(6,228)
N/A	IRS P 4.06% R SOFR PUT NOV 24 004.060 ED 11/29/24	(28,588)	7,389
N/A	POWER SOLUTIONS 6/24 0.000% 05/06/2030 DD 06/05/24	(59,551)	59,925
N/A	LONG GILT FUTURE (ICF) EXP MAR 25	-	(46,818)
N/A	LONG GILT FUTURE (ICF) EXP JUN 25	-	(56,245)
N/A	LONG GILT FUTURE (ICF) EXP DEC 24	-	(91,972)
N/A	JPN 10Y BOND FUTURE (OSE) EXP MAR 25	-	82,785
N/A	JPN 10Y BOND FUTURE (OSE) EXP JUN 25	-	82,820
N/A	JPN 10Y BOND FUTURE (OSE) EXP DEC 24	-	27,820
N/A	CCP_OIS_P MXN-TIIE ON-OIS COM REC 8.83% 2029 NOV 19	-	25,637
N/A	CCP_OIS_P MXN-TIIE ON-OIS COM REC	-	29,453
N/A	CCP_CDX_SP UL MARKIT CDX.NA.I REC	(623,092)	555,037
N/A	CCP_CDX_BP UL MARKIT CDX.NA.H PAY	197,519	(161,542)
N/A	CCP_CDX_BP UL MARKIT CDX.NA.H CALL JUN 25 1.060 ED 06/18/25	(5,760)	4,980
N/A	CCP_CDX_BP UL MARKIT CDX.NA.H CALL JUN 25 001.025 ED 06/18/25	(14,520)	41,340

TRUST FOR THE INTERNATIONAL BROTHERHOOD OF ELECTRICAL WORKERS' PENSION BENEFIT FUND AND SUBSIDIARIES

SCHEDULE OF ASSETS (ACQUIRED AND DISPOSED OF WITHIN PLAN YEAR) (CONTINUED)

YEAR ENDED JUNE 30, 2025

Form 5500, Part IV, Schedule H, Line 4j

E.I.N. 53-0088380
Plan No. 001

(a) Identity of Party Involved	(b) Description of Asset (include interest rate and maturity in case of a loan)	(c) Cost of Acquisitions	(d) Proceeds of Dispositions
N/A	CCP_CDX_BP_UII_MARKIT_CDX.NA.H_PUT_JUN_25_1.000_FD_061825	\$ 7,200	\$ (420)
N/A	CCP_CDX_BP_UL_MARKIT_CDX.NA.H_PUT_JUN_25_000.980_ED_061825	14,520	(540)
N/A	CCP_OIS_P_USD-SOFR-OIS_COMPOU_REC	(564)	201,634
N/A	CCP_OIS_R_USD-SOFR-OIS_COMPOU_PAY_4.22%_2036_JAN_17	-	(113,999)
N/A	CCP_OIS_R_USD-SOFR-OIS_COMPOU_PAY_4.06%_2031_NOV_30	(644)	-
N/A	CCP_OIS_R_USD-SOFR-OIS_COMPOU_PAY_4.06%_2031_NOV_30	75,185	(548,272)
N/A	CANADA HOUSING TRUST NO 1 1.100% 15-DEC-2026 SER 102	(347,750)	345,628
N/A	CANADA HOUSING TRUST NO 1 3.500% 15-DEC-2034	(670,271)	688,088
N/A	GOVERNMENT OF CANADA 1.250% 01-MAR-2027 BD SER M847	(33,731)	35,661
N/A	GOVERNMENT OF CANADA 3.500% 01-MAR-2028 SER P576	(348,761)	358,157
N/A	SOUTH BOW CORP	(152,446)	179,653
N/A	GOVERNMENT OF CANADA 2.000% 01-JUN-2032 SER N597	(68,698)	66,414
N/A	SUN LIFE FINANCIAL INC VAR RT 18-NOV-2036 MTN	(79,723)	68,208
N/A	GOVERNMENT OF CANADA 3.750% 01-FEB-2025 BD SER P659	(77,956)	76,394
N/A	PROV OF ONTARIO 4.600% 02-DEC-2055 MTN	(501,709)	498,929
N/A	BELL CANADA 5.150% 24-AUG-2034 MTN	(76,423)	74,895
N/A	ROYAL BANK OF CANADA VAR RT 17-OCT-2035 SR NTS	(117,043)	114,282
N/A	CANADA HOUSING TRUST NO 1 3.500% 15-DEC-2034	(1,309,768)	1,318,931
N/A	CANADA HOUSING TRUST NO 1 3.450% 15-MAR-2035	(645,400)	641,911

<p>Form 5500</p> <p>Department of the Treasury Internal Revenue Service</p> <hr/> <p>Department of Labor Employee Benefits Security Administration</p> <hr/> <p>Pension Benefit Guaranty Corporation</p>	<p>Annual Return/Report of Employee Benefit Plan</p> <p>This form is required to be filed for employee benefit plans under sections 104 and 4065 of the Employee Retirement Income Security Act of 1974 (ERISA) and sections 6057(b) and 6058(a) of the Internal Revenue Code (the Code).</p> <p>▶ Complete all entries in accordance with the instructions to the Form 5500.</p>	<p>OMB Nos. 1210 - 0110 1210 - 0089</p> <hr/> <p>2024</p> <hr/> <p>This Form is Open to Public Inspection</p>
---	---	---

Part I Annual Report Identification Information

For calendar plan year 2024 or fiscal plan year beginning 07/01/2024 and ending 06/30/2025

A This return/report is for: a multiemployer plan a multiple-employer plan (Filers checking this box must provide participating employer information in accordance with the form instructions.)

B This return/report is: a single-employer plan a DFE (specify) _____
 the first return/report the final return/report
 an amended return/report a short plan year return/report (less than 12 months)

C If the plan is a collectively-bargained plan, check here

D Check box if filing under: Form 5558 automatic extension the DFVC program
 special extension (enter description)

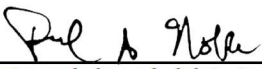
E If this is a retroactively adopted plan permitted by SECURE Act section 201, check here

Part II Basic Plan Information - enter all requested information

<p>1a Name of plan INT'L BROTHERHOOD OF ELECTRICAL WORKERS' PENSION BENEFIT FUND</p>	<p>1b Three-digit plan number (PN) ▶ 001</p>
<p>2a Plan sponsor's name (employer, if for a single-employer plan) Mailing address (include room, apt., suite no. and street, or P.O. Box) City or town, state or province, country, and ZIP or foreign postal code (if foreign, see instructions) INTERNATIONAL BROTHERHOOD OF ELECTRICAL WORKERS' PE 900 7TH STREET, NW WASHINGTON DC 20001</p>	<p>1c Effective date of plan 09/30/1927</p> <p>2b Employer Identification Number (EIN) 53-0088380</p> <p>2c Plan Sponsor's telephone number (202) 728-6200</p> <p>2d Business code (see instructions) 813930</p>

Caution: A penalty for the late or incomplete filing of this return/report will be assessed unless reasonable cause is established.

Under penalties of perjury and other penalties set forth in the instructions, I declare that I have examined this return/report, including accompanying schedules, statements and attachments, as well as the electronic version of this return/report, and to the best of my knowledge and belief, it is true, correct, and complete.

SIGN HERE		2/23/2026	PAUL A. NOBLE, IBEW I.S.T
	Signature of plan administrator	Date	Enter name of individual signing as plan administrator
SIGN HERE			
	Signature of employer/plan sponsor	Date	Enter name of individual signing as employer or plan sponsor
SIGN HERE			
	Signature of DFE	Date	Enter name of individual signing as DFE

3a Plan administrator's name and address <input type="checkbox"/> Same as Plan Sponsor PAUL NOBLE INTERNATIONAL SECRETARY-TREASURER 900 7TH STREET, NW WASHINGTON DC 20001-4089	3b Administrator's EIN 99-1488546 3c Administrator's telephone number (202) 728-6200
--	---

4 If the name and/or EIN of the plan sponsor or the plan name has changed since the last return/report filed for this plan, enter the plan sponsor's name, EIN, the plan name and the plan number from the last return/report: a Sponsor's name c Plan Name	4b EIN 4d PN
--	-----------------------------------

5 Total number of participants at the beginning of the plan year	5	578,301
6 Number of participants as of the end of the plan year unless otherwise stated (welfare plans complete only lines 6a(1), 6a(2), 6b, 6c, and 6d).		
a (1) Total number of active participants at the beginning of the plan year	6a(1)	450,729
a (2) Total number of active participants at the end of the plan year	6a(2)	472,935
b Retired or separated participants receiving benefits	6b	122,754
c Other retired or separated participants entitled to future benefits	6c	251
d Subtotal. Add lines 6a(2), 6b, and 6c	6d	595,940
e Deceased participants whose beneficiaries are receiving or are entitled to receive benefits	6e	7,127
f Total. Add lines 6d and 6e	6f	603,067
g (1) Number of participants with account balances as of the beginning of the plan year (only defined contribution plans complete this item)	6g(1)	
(2) Number of participants with account balances as of the end of the plan year (only defined contribution plans complete this item)	6g(2)	
h Number of participants who terminated employment during the plan year with accrued benefits that were less than 100% vested	6h	
7 Enter the total number of employers obligated to contribute to the plan (only multiemployer plans complete this item)	7	

8a If the plan provides pension benefits, enter the applicable pension feature codes from the List of Plan Characteristics Codes in the instructions:
 3C

b If the plan provides welfare benefits, enter the applicable welfare feature codes from the List of Plan Characteristics Codes in the instructions:

9a Plan funding arrangement (check all that apply) (1) <input type="checkbox"/> Insurance (2) <input type="checkbox"/> Code section 412(e)(3) insurance contracts (3) <input checked="" type="checkbox"/> Trust (4) <input type="checkbox"/> General assets of the sponsor	9b Plan benefit arrangement (check all that apply) (1) <input type="checkbox"/> Insurance (2) <input type="checkbox"/> Code section 412(e)(3) insurance contracts (3) <input checked="" type="checkbox"/> Trust (4) <input type="checkbox"/> General assets of the sponsor
---	---

10 Check all applicable boxes in 10a and 10b to indicate which schedules are attached, and, where indicated, enter the number attached. (See instructions)

a Pension Schedules (1) <input checked="" type="checkbox"/> R (Retirement Plan Information) (2) <input type="checkbox"/> MB (Multiemployer Defined Benefit Plan and Certain Money Purchase Plan Actuarial Information) - signed by the plan actuary (3) <input type="checkbox"/> SB (Single-Employer Defined Benefit Plan Actuarial Information) - signed by the plan actuary (4) <input type="checkbox"/> DCG (Individual Plan Information) - Number Attached _____ (5) <input type="checkbox"/> MEP (Multiple-Employer Retirement Plan Information)	b General Schedules (1) <input checked="" type="checkbox"/> H (Financial Information) (2) <input type="checkbox"/> I (Financial Information - Small Plan) (3) <input type="checkbox"/> A (Insurance Information) - Number Attached _____ (4) <input checked="" type="checkbox"/> C (Service Provider Information) (5) <input checked="" type="checkbox"/> D (DFE/Participating Plan Information) (6) <input type="checkbox"/> G (Financial Transaction Schedules)
--	--



**TRUST FOR THE INTERNATIONAL BROTHERHOOD OF
ELECTRICAL WORKERS' PENSION BENEFIT FUND**

SCHEDULE OF REPORTABLE TRANSACTIONS

YEAR ENDED JUNE 30, 2025

Form 5500, Part IV, Schedule H, Line 4j

E.I.N. 53-0088380
Plan No. 001

(a) Identity of Party Involved	(b) Description of Asset (include interest rate and maturity in case of a loan)	(c) Purchase Price	(d) Selling Price	(e) Lease Rental	(f) Expenses Incurred With Transaction	(g) Cost of Asset	(h) Current Value of Asset on Transaction Date	(i) Net Gain or (Loss)
N/A	Dreyfus Govt Cas Mgmt Inst 289	\$ 78,318,306	N/A	N/A	N/A	\$ 78,318,306	\$ 78,318,306	N/A
N/A	Dreyfus Govt Cas Mgmt Inst 289	N/A	\$ 77,765,010	N/A	N/A	77,765,010	77,765,010	\$ -