Form 5500

Department of the Treasury
Internal Revenue Service

Department of Labor
Employee Benefits Security Administration

Pension Benefit Guaranty Corporation

Annual Return/Report of Employee Benefit Plan

This form is required to be filed for employee benefit plans under sections 104 and 4065 of the Employee Retirement Income Security Act of 1974 (ERISA) and sections 6057(b) and 6058(a) of the Internal Revenue Code (the Code).

▶ **Complete all entries in accordance with the instructions to the Form 5500.**

OMB Nos. 1210-0110
1210-0089

2025

This Form is Open to Public Inspection

Part I Annual Report Identification Information

For calendar plan year 2025 or fiscal plan year beginning 01/01/2025 and ending 12/31/2025

A This return/report is for:
- [X] a multiemployer plan
- [ ] a multiple-employer plan (Filers checking this box must provide participating employer information in accordance with the form instructions.)
- [ ] a single-employer plan
- [ ] a DFE (specify) _____

B This return/report is:
- [ ] the first return/report
- [ ] the final return/report
- [ ] an amended return/report
- [ ] a short plan year return/report (less than 12 months)

C If the plan is a collectively-bargained plan, check here. . . . . ▶ [X]

D Check box if filing under:
- [X] Form 5558
- [ ] automatic extension
- [ ] the DFVC program
- [ ] special extension (enter description)

E If this is a retroactively adopted plan permitted by SECURE Act section 201, check here. . . . . ▶ [ ]

Part II Basic Plan Information—enter all requested information

1a Name of plan
BOILERMAKERS NATIONAL ANNUITY TRUST

1b Three-digit plan number (PN) ▶ 001

1c Effective date of plan 11/01/1985

2a Plan sponsor's name (employer, if for a single-employer plan)
Mailing address (include room, apt., suite no. and street, or P.O. Box)
City or town, state or province, country, and ZIP or foreign postal code (if foreign, see instructions)
BOARD OF TRUSTEES BOILERMAKERS NATIONAL ANNUITY TRUST

12200 N AMBASSADOR DRIVE
SUITE 326
KANSAS CITY, MO 64163

2b Employer Identification Number (EIN) 48-1029345

2c Plan Sponsor's telephone number 913-906-7550

2d Business code (see instructions) 238900

Caution: A penalty for the late or incomplete filing of this return/report will be assessed unless reasonable cause is established.

Under penalties of perjury and other penalties set forth in the instructions, I declare that I have examined this return/report, including accompanying schedules, statements and attachments, as well as the electronic version of this return/report, and to the best of my knowledge and belief, it is true, correct, and complete.

SIGN HERE	Filed with authorized/valid electronic signature.	09/14/2026	TOM BACA
	Signature of plan administrator	Date	Enter name of individual signing as plan administrator
SIGN HERE	Filed with authorized/valid electronic signature.	08/10/2026	BRIAN WIMMER
	Signature of employer/plan sponsor	Date	Enter name of individual signing as employer or plan sponsor
SIGN HERE			
	Signature of DFE	Date	Enter name of individual signing as DFE

3a Plan administrator's name and address [X] Same as Plan Sponsor	**3b** Administrator's EIN	
	3c Administrator's telephone number	
4 If the name and/or EIN of the plan sponsor or the plan name has changed since the last return/report filed for this plan, enter the plan sponsor's name, EIN, the plan name and the plan number from the last return/report: **a** Sponsor's name **c** Plan Name	**4b** EIN **4d** PN	

5	Total number of participants at the beginning of the plan year	**5**	29668
6	Number of participants as of the end of the plan year unless otherwise stated (welfare plans complete only lines **6a(1), 6a(2), 6b, 6c,** and **6d**).		
a(1)	Total number of active participants at the beginning of the plan year	**6a(1)**	27657
a(2)	Total number of active participants at the end of the plan year	**6a(2)**	28056
b	Retired or separated participants receiving benefits	**6b**	710
c	Other retired or separated participants entitled to future benefits	**6c**	1072
d	Subtotal. Add lines **6a(2)**, **6b**, and **6c**.	**6d**	29838
e	Deceased participants whose beneficiaries are receiving or are entitled to receive benefits.	**6e**	397
f	Total. Add lines **6d** and **6e**.	**6f**	30235
g(1)	Number of participants with account balances as of the beginning of the plan year (only defined contribution plans complete this item)	**6g(1)**	29668
g(2)	Number of participants with account balances as of the end of the plan year (only defined contribution plans complete this item)	**6g(2)**	30235
h	Number of participants who terminated employment during the plan year with accrued benefits that were less than 100% vested	**6h**	
7	Enter the total number of employers obligated to contribute to the plan (only multiemployer plans complete this item)	**7**	389

8a If the plan provides pension benefits, enter the applicable pension feature codes from the List of Plan Characteristic Codes in the instructions:

2E

b If the plan provides welfare benefits, enter the applicable welfare feature codes from the List of Plan Characteristic Codes in the instructions:

9a Plan funding arrangement (check all that apply)		**9b** Plan benefit arrangement (check all that apply)	
(1) [X]	Insurance	**(1)** [ ]	Insurance
(2) [ ]	Code section 412(e)(3) insurance contracts	**(2)** [ ]	Code section 412(e)(3) insurance contracts
(3) [X]	Trust	**(3)** [X]	Trust
(4) [ ]	General assets of the sponsor	**(4)** [ ]	General assets of the sponsor

10 Check all applicable boxes in 10a and 10b to indicate which schedules are attached, and, where indicated, enter the number attached. (See instructions)

a Pension Schedules

- **(1)** [X] **R** (Retirement Plan Information)
- **(2)** [ ] **MB** (Multiemployer Defined Benefit Plan and Certain Money Purchase Plan Actuarial Information) - signed by the plan actuary
- **(3)** [ ] **SB** (Single-Employer Defined Benefit Plan Actuarial Information) - signed by the plan actuary
- **(4)** [ ] **DCG** (Individual Plan Information) – Number Attached _____
- **(5)** [ ] **MEP** (Multiple-Employer Retirement Plan Information)

b General Schedules

- **(1)** [X] **H** (Financial Information)
- **(2)** [ ] **I** (Financial Information – Small Plan)
- **(3)** [ ] **A** (Insurance Information) – Number Attached 0
- **(4)** [X] **C** (Service Provider Information)
- **(5)** [X] **D** (DFE/Participating Plan Information)
- **(6)** [ ] **G** (Financial Transaction Schedules)

Part III Form M-1 Compliance Information (to be completed by welfare benefit plans)

11a If the plan provides welfare benefits, was the plan subject to the Form M-1 filing requirements during the plan year? (See instructions and 29 CFR 2520.101-2.) ..... ☐ Yes ☐ No

If "Yes" is checked, complete lines 11b and 11c.

11b Is the plan currently in compliance with the Form M-1 filing requirements? (See instructions and 29 CFR 2520.101-2.) ..... ☐ Yes ☐ No

11c Enter the Receipt Confirmation Code for the 2025 Form M-1 annual report. If the plan was not required to file the 2025 Form M-1 annual report, enter the Receipt Confirmation Code for the most recent Form M-1 that was required to be filed under the Form M-1 filing requirements. (Failure to enter a valid Receipt Confirmation Code will subject the Form 5500 filing to rejection as incomplete.)

Receipt Confirmation Code_____

SCHEDULE C (Form 5500)	Service Provider Information	OMB No. 1210-0110
Department of the Treasury Internal Revenue Service Department of Labor Employee Benefits Security Administration Pension Benefit Guaranty Corporation	This schedule is required to be filed under section 104 of the Employee Retirement Income Security Act of 1974 (ERISA). ▶ **File as an attachment to Form 5500.**	**2025** **This Form is Open to Public Inspection.**

For calendar plan year 2025 or fiscal plan year beginning 01/01/2025 and ending 12/31/2025

A Name of plan
BOILERMAKERS NATIONAL ANNUITY TRUST

B Three-digit plan number (PN) ▶ 001

C Plan sponsor's name as shown on line 2a of Form 5500
BOARD OF TRUSTEES BOILERMAKERS NATIONAL ANNUITY

D Employer Identification Number (EIN)
48-1029345

Part I Service Provider Information (see instructions)

You must complete this Part, in accordance with the instructions, to report the information required for **each person** who received, directly or indirectly, $5,000 or more in total compensation (i.e., money or anything else of monetary value) in connection with services rendered to the plan or the person's position with the plan during the plan year. If a person received **only** eligible indirect compensation for which the plan received the required disclosures, you are required to answer line 1 but are not required to include that person when completing the remainder of this Part.

1 Information on Persons Receiving Only Eligible Indirect Compensation

a Check "Yes" or "No" to indicate whether you are excluding a person from the remainder of this Part because they received only eligible indirect compensation for which the plan received the required disclosures (see instructions for definitions and conditions).. . . . . ☐ Yes ☒ No

b If you answered line 1a "Yes," enter the name and EIN or address of each person providing the required disclosures for the service providers who received only eligible indirect compensation. Complete as many entries as needed (see instructions).

(b) Enter name and EIN or address of person who provided you disclosures on eligible indirect compensation

(b) Enter name and EIN or address of person who provided you disclosures on eligible indirect compensation

(b) Enter name and EIN or address of person who provided you disclosures on eligible indirect compensation

(b) Enter name and EIN or address of person who provided you disclosures on eligible indirect compensation

(b) Enter name and EIN or address of person who provided you disclosures on eligible indirect compensation

(b) Enter name and EIN or address of person who provided you disclosures on eligible indirect compensation

(b) Enter name and EIN or address of person who provided you disclosures on eligible indirect compensation

(b) Enter name and EIN or address of person who provided you disclosures on eligible indirect compensation

(b) Enter name and EIN or address of person who provided you disclosures on eligible indirect compensation

(b) Enter name and EIN or address of person who provided you disclosures on eligible indirect compensation

(b) Enter name and EIN or address of person who provided you disclosures on eligible indirect compensation

(b) Enter name and EIN or address of person who provided you disclosures on eligible indirect compensation

2. Information on Other Service Providers Receiving Direct or Indirect Compensation. Except for those persons for whom you answered "Yes" to line 1a above, complete as many entries as needed to list each person receiving, directly or indirectly, $5,000 or more in total compensation (i.e., money or anything else of value) in connection with services rendered to the plan or their position with the plan during the plan year. (See instructions).

(a) Enter name and EIN or address (see instructions)

WILSON MCSHANE CORPORATION

41-0956552

(b) Service Code(s)	(c) Relationship to employer, employee organization, or person known to be a party-in-interest	(d) Enter direct compensation paid by the plan. If none, enter -0-.	(e) Did service provider receive indirect compensation? (sources other than plan or plan sponsor)	(f) Did indirect compensation include eligible indirect compensation, for which the plan received the required disclosures?	(g) Enter total indirect compensation received by service provider excluding eligible indirect compensation for which you answered "Yes" to element (f). If none, enter -0-.	(h) Did the service provider give you a formula instead of an amount or estimated amount?
14 50	NONE	1220587	Yes [ ] No [X]	Yes [ ] No [ ]		Yes [ ] No [ ]

(a) Enter name and EIN or address (see instructions)

BANK OF LABOR

48-0150325

(b) Service Code(s)	(c) Relationship to employer, employee organization, or person known to be a party-in-interest	(d) Enter direct compensation paid by the plan. If none, enter -0-.	(e) Did service provider receive indirect compensation? (sources other than plan or plan sponsor)	(f) Did indirect compensation include eligible indirect compensation, for which the plan received the required disclosures?	(g) Enter total indirect compensation received by service provider excluding eligible indirect compensation for which you answered "Yes" to element (f). If none, enter -0-.	(h) Did the service provider give you a formula instead of an amount or estimated amount?
50 19 28 51	NONE	1188052	Yes [ ] No [X]	Yes [ ] No [ ]		Yes [ ] No [ ]

(a) Enter name and EIN or address (see instructions)

JPMORGAN CHASE BANK, NATIONAL ASSOC

13-4994650

(b) Service Code(s)	(c) Relationship to employer, employee organization, or person known to be a party-in-interest	(d) Enter direct compensation paid by the plan. If none, enter -0-.	(e) Did service provider receive indirect compensation? (sources other than plan or plan sponsor)	(f) Did indirect compensation include eligible indirect compensation, for which the plan received the required disclosures?	(g) Enter total indirect compensation received by service provider excluding eligible indirect compensation for which you answered "Yes" to element (f). If none, enter -0-.	(h) Did the service provider give you a formula instead of an amount or estimated amount?
24 27 28 50 51	NONE	714808	Yes [ ] No [X]	Yes [ ] No [ ]		Yes [ ] No [ ]

2. Information on Other Service Providers Receiving Direct or Indirect Compensation. Except for those persons for whom you answered "Yes" to line 1a above, complete as many entries as needed to list each person receiving, directly or indirectly, $5,000 or more in total compensation (i.e., money or anything else of value) in connection with services rendered to the plan or their position with the plan during the plan year. (See instructions).

(a) Enter name and EIN or address (see instructions)

PGIM RETIREMENT REAL ESTATE FUND II

83-1921274

(b) Service Code(s)	(c) Relationship to employer, employee organization, or person known to be a party-in-interest	(d) Enter direct compensation paid by the plan. If none, enter -0-.	(e) Did service provider receive indirect compensation? (sources other than plan or plan sponsor)	(f) Did indirect compensation include eligible indirect compensation, for which the plan received the required disclosures?	(g) Enter total indirect compensation received by service provider excluding eligible indirect compensation for which you answered "Yes" to element (f). If none, enter -0-.	(h) Did the service provider give you a formula instead of an amount or estimated amount?
15 50 28 51	NONE	427877	Yes [ ] No [X]	Yes [ ] No [ ]		Yes [ ] No [ ]

(a) Enter name and EIN or address (see instructions)

PRINCIPAL GLOBAL INVESTORS

42-1480096

(b) Service Code(s)	(c) Relationship to employer, employee organization, or person known to be a party-in-interest	(d) Enter direct compensation paid by the plan. If none, enter -0-.	(e) Did service provider receive indirect compensation? (sources other than plan or plan sponsor)	(f) Did indirect compensation include eligible indirect compensation, for which the plan received the required disclosures?	(g) Enter total indirect compensation received by service provider excluding eligible indirect compensation for which you answered "Yes" to element (f). If none, enter -0-.	(h) Did the service provider give you a formula instead of an amount or estimated amount?
28 68 51	NONE	423899	Yes [X] No [ ]	Yes [X] No [ ]	0	Yes [ ] No [X]

(a) Enter name and EIN or address (see instructions)

MCMORGAN & CO.

52-2334338

(b) Service Code(s)	(c) Relationship to employer, employee organization, or person known to be a party-in-interest	(d) Enter direct compensation paid by the plan. If none, enter -0-.	(e) Did service provider receive indirect compensation? (sources other than plan or plan sponsor)	(f) Did indirect compensation include eligible indirect compensation, for which the plan received the required disclosures?	(g) Enter total indirect compensation received by service provider excluding eligible indirect compensation for which you answered "Yes" to element (f). If none, enter -0-.	(h) Did the service provider give you a formula instead of an amount or estimated amount?
51 28	NONE	362827	Yes [ ] No [X]	Yes [ ] No [ ]		Yes [ ] No [ ]

2. Information on Other Service Providers Receiving Direct or Indirect Compensation. Except for those persons for whom you answered "Yes" to line 1a above, complete as many entries as needed to list each person receiving, directly or indirectly, $5,000 or more in total compensation (i.e., money or anything else of value) in connection with services rendered to the plan or their position with the plan during the plan year. (See instructions).

(a) Enter name and EIN or address (see instructions)

TS&W

26-3761443

(b) Service Code(s)	(c) Relationship to employer, employee organization, or person known to be a party-in-interest	(d) Enter direct compensation paid by the plan. If none, enter -0-.	(e) Did service provider receive indirect compensation? (sources other than plan or plan sponsor)	(f) Did indirect compensation include eligible indirect compensation, for which the plan received the required disclosures?	(g) Enter total indirect compensation received by service provider excluding eligible indirect compensation for which you answered "Yes" to element (f). If none, enter -0-.	(h) Did the service provider give you a formula instead of an amount or estimated amount?
21 28 51	NONE	360186	Yes [X] No [ ]	Yes [X] No [ ]	0	Yes [X] No [ ]

(a) Enter name and EIN or address (see instructions)

LOOMIS SAYLES TRUST COMPANY

20-8080381

(b) Service Code(s)	(c) Relationship to employer, employee organization, or person known to be a party-in-interest	(d) Enter direct compensation paid by the plan. If none, enter -0-.	(e) Did service provider receive indirect compensation? (sources other than plan or plan sponsor)	(f) Did indirect compensation include eligible indirect compensation, for which the plan received the required disclosures?	(g) Enter total indirect compensation received by service provider excluding eligible indirect compensation for which you answered "Yes" to element (f). If none, enter -0-.	(h) Did the service provider give you a formula instead of an amount or estimated amount?
28 51	NONE	338305	Yes [ ] No [X]	Yes [ ] No [ ]		Yes [ ] No [ ]

(a) Enter name and EIN or address (see instructions)

BLACKROCK INSTITUTIONAL TRUST COMPA

94-3112180

(b) Service Code(s)	(c) Relationship to employer, employee organization, or person known to be a party-in-interest	(d) Enter direct compensation paid by the plan. If none, enter -0-.	(e) Did service provider receive indirect compensation? (sources other than plan or plan sponsor)	(f) Did indirect compensation include eligible indirect compensation, for which the plan received the required disclosures?	(g) Enter total indirect compensation received by service provider excluding eligible indirect compensation for which you answered "Yes" to element (f). If none, enter -0-.	(h) Did the service provider give you a formula instead of an amount or estimated amount?
28 51 21 50 24	NONE	305384	Yes [X] No [ ]	Yes [X] No [ ]	0	Yes [ ] No [X]

2. Information on Other Service Providers Receiving Direct or Indirect Compensation. Except for those persons for whom you answered "Yes" to line 1a above, complete as many entries as needed to list each person receiving, directly or indirectly, $5,000 or more in total compensation (i.e., money or anything else of value) in connection with services rendered to the plan or their position with the plan during the plan year. (See instructions).

(a) Enter name and EIN or address (see instructions)

CALLAN LLC

82-2748926

(b) Service Code(s)	(c) Relationship to employer, employee organization, or person known to be a party-in-interest	(d) Enter direct compensation paid by the plan. If none, enter -0-.	(e) Did service provider receive indirect compensation? (sources other than plan or plan sponsor)	(f) Did indirect compensation include eligible indirect compensation, for which the plan received the required disclosures?	(g) Enter total indirect compensation received by service provider excluding eligible indirect compensation for which you answered "Yes" to element (f). If none, enter -0-.	(h) Did the service provider give you a formula instead of an amount or estimated amount?
17 50	NONE	230000	Yes ☐ No ☒	Yes ☐ No ☐		Yes ☐ No ☐

(a) Enter name and EIN or address (see instructions)

CHRISTINE KING

48-0669346

(b) Service Code(s)	(c) Relationship to employer, employee organization, or person known to be a party-in-interest	(d) Enter direct compensation paid by the plan. If none, enter -0-.	(e) Did service provider receive indirect compensation? (sources other than plan or plan sponsor)	(f) Did indirect compensation include eligible indirect compensation, for which the plan received the required disclosures?	(g) Enter total indirect compensation received by service provider excluding eligible indirect compensation for which you answered "Yes" to element (f). If none, enter -0-.	(h) Did the service provider give you a formula instead of an amount or estimated amount?
30 50	EMPLOYEE	203946	Yes ☐ No ☒	Yes ☐ No ☐		Yes ☐ No ☐

(a) Enter name and EIN or address (see instructions)

JP MORGAN INVESTMENT MANAGEMENT INC

13-3200244

(b) Service Code(s)	(c) Relationship to employer, employee organization, or person known to be a party-in-interest	(d) Enter direct compensation paid by the plan. If none, enter -0-.	(e) Did service provider receive indirect compensation? (sources other than plan or plan sponsor)	(f) Did indirect compensation include eligible indirect compensation, for which the plan received the required disclosures?	(g) Enter total indirect compensation received by service provider excluding eligible indirect compensation for which you answered "Yes" to element (f). If none, enter -0-.	(h) Did the service provider give you a formula instead of an amount or estimated amount?
27 28 51	NONE	179993	Yes ☐ No ☒	Yes ☐ No ☐		Yes ☐ No ☐

2. Information on Other Service Providers Receiving Direct or Indirect Compensation. Except for those persons for whom you answered "Yes" to line 1a above, complete as many entries as needed to list each person receiving, directly or indirectly, $5,000 or more in total compensation (i.e., money or anything else of value) in connection with services rendered to the plan or their position with the plan during the plan year. (See instructions).

(a) Enter name and EIN or address (see instructions)

PGIM QUANTITATIVE SOLUTIONS LLC

22-2540245

(b) Service Code(s)	(c) Relationship to employer, employee organization, or person known to be a party-in-interest	(d) Enter direct compensation paid by the plan. If none, enter -0-.	(e) Did service provider receive indirect compensation? (sources other than plan or plan sponsor)	(f) Did indirect compensation include eligible indirect compensation, for which the plan received the required disclosures?	(g) Enter total indirect compensation received by service provider excluding eligible indirect compensation for which you answered "Yes" to element (f). If none, enter -0-.	(h) Did the service provider give you a formula instead of an amount or estimated amount?
28 51	NONE	160718	Yes [ ] No [X]	Yes [ ] No [ ]		Yes [ ] No [ ]

(a) Enter name and EIN or address (see instructions)

SEGAL BRYANT AND HAMILL

41-1788385

(b) Service Code(s)	(c) Relationship to employer, employee organization, or person known to be a party-in-interest	(d) Enter direct compensation paid by the plan. If none, enter -0-.	(e) Did service provider receive indirect compensation? (sources other than plan or plan sponsor)	(f) Did indirect compensation include eligible indirect compensation, for which the plan received the required disclosures?	(g) Enter total indirect compensation received by service provider excluding eligible indirect compensation for which you answered "Yes" to element (f). If none, enter -0-.	(h) Did the service provider give you a formula instead of an amount or estimated amount?
27 28 51	NONE	158450	Yes [X] No [ ]	Yes [X] No [ ]	0	Yes [ ] No [X]

(a) Enter name and EIN or address (see instructions)

REINHART BOERNER VAN DEUREN, S.C.

39-1126909

(b) Service Code(s)	(c) Relationship to employer, employee organization, or person known to be a party-in-interest	(d) Enter direct compensation paid by the plan. If none, enter -0-.	(e) Did service provider receive indirect compensation? (sources other than plan or plan sponsor)	(f) Did indirect compensation include eligible indirect compensation, for which the plan received the required disclosures?	(g) Enter total indirect compensation received by service provider excluding eligible indirect compensation for which you answered "Yes" to element (f). If none, enter -0-.	(h) Did the service provider give you a formula instead of an amount or estimated amount?
29 50	NONE	141330	Yes [ ] No [X]	Yes [ ] No [ ]		Yes [ ] No [ ]

2. Information on Other Service Providers Receiving Direct or Indirect Compensation. Except for those persons for whom you answered "Yes" to line 1a above, complete as many entries as needed to list each person receiving, directly or indirectly, $5,000 or more in total compensation (i.e., money or anything else of value) in connection with services rendered to the plan or their position with the plan during the plan year. (See instructions).

(a) Enter name and EIN or address (see instructions)

MARIO RODRIGUEZ

48-0669346

(b) Service Code(s)	(c) Relationship to employer, employee organization, or person known to be a party-in-interest	(d) Enter direct compensation paid by the plan. If none, enter -0-.	(e) Did service provider receive indirect compensation? (sources other than plan or plan sponsor)	(f) Did indirect compensation include eligible indirect compensation, for which the plan received the required disclosures?	(g) Enter total indirect compensation received by service provider excluding eligible indirect compensation for which you answered "Yes" to element (f). If none, enter -0-.	(h) Did the service provider give you a formula instead of an amount or estimated amount?
30 50	EMPLOYEE	141230	Yes [ ] No [X]	Yes [ ] No [ ]		Yes [ ] No [ ]

(a) Enter name and EIN or address (see instructions)

MARGARET L SHRIVER

48-0669346

(b) Service Code(s)	(c) Relationship to employer, employee organization, or person known to be a party-in-interest	(d) Enter direct compensation paid by the plan. If none, enter -0-.	(e) Did service provider receive indirect compensation? (sources other than plan or plan sponsor)	(f) Did indirect compensation include eligible indirect compensation, for which the plan received the required disclosures?	(g) Enter total indirect compensation received by service provider excluding eligible indirect compensation for which you answered "Yes" to element (f). If none, enter -0-.	(h) Did the service provider give you a formula instead of an amount or estimated amount?
30 50	EMPLOYEE	86823	Yes [ ] No [X]	Yes [ ] No [ ]		Yes [ ] No [ ]

(a) Enter name and EIN or address (see instructions)

KELLY PRESS INC

52-0975591

(b) Service Code(s)	(c) Relationship to employer, employee organization, or person known to be a party-in-interest	(d) Enter direct compensation paid by the plan. If none, enter -0-.	(e) Did service provider receive indirect compensation? (sources other than plan or plan sponsor)	(f) Did indirect compensation include eligible indirect compensation, for which the plan received the required disclosures?	(g) Enter total indirect compensation received by service provider excluding eligible indirect compensation for which you answered "Yes" to element (f). If none, enter -0-.	(h) Did the service provider give you a formula instead of an amount or estimated amount?
49 50	NONE	84449	Yes [ ] No [X]	Yes [ ] No [ ]		Yes [ ] No [ ]

2. Information on Other Service Providers Receiving Direct or Indirect Compensation. Except for those persons for whom you answered "Yes" to line 1a above, complete as many entries as needed to list each person receiving, directly or indirectly, $5,000 or more in total compensation (i.e., money or anything else of value) in connection with services rendered to the plan or their position with the plan during the plan year. (See instructions).

(a) Enter name and EIN or address (see instructions)

BRENDA BAKER

48-0669346

(b) Service Code(s)	(c) Relationship to employer, employee organization, or person known to be a party-in-interest	(d) Enter direct compensation paid by the plan. If none, enter -0-.	(e) Did service provider receive indirect compensation? (sources other than plan or plan sponsor)	(f) Did indirect compensation include eligible indirect compensation, for which the plan received the required disclosures?	(g) Enter total indirect compensation received by service provider excluding eligible indirect compensation for which you answered "Yes" to element (f). If none, enter -0-.	(h) Did the service provider give you a formula instead of an amount or estimated amount?
30 50	EMPLOYEE	83880	Yes ☐ No ☒	Yes ☐ No ☐		Yes ☐ No ☐

(a) Enter name and EIN or address (see instructions)

KATHY JAMES

48-0669346

(b) Service Code(s)	(c) Relationship to employer, employee organization, or person known to be a party-in-interest	(d) Enter direct compensation paid by the plan. If none, enter -0-.	(e) Did service provider receive indirect compensation? (sources other than plan or plan sponsor)	(f) Did indirect compensation include eligible indirect compensation, for which the plan received the required disclosures?	(g) Enter total indirect compensation received by service provider excluding eligible indirect compensation for which you answered "Yes" to element (f). If none, enter -0-.	(h) Did the service provider give you a formula instead of an amount or estimated amount?
30 50	EMPLOYEE	77715	Yes ☐ No ☒	Yes ☐ No ☐		Yes ☐ No ☐

(a) Enter name and EIN or address (see instructions)

CLIFTONLARSONALLEN LLP

41-0746749

(b) Service Code(s)	(c) Relationship to employer, employee organization, or person known to be a party-in-interest	(d) Enter direct compensation paid by the plan. If none, enter -0-.	(e) Did service provider receive indirect compensation? (sources other than plan or plan sponsor)	(f) Did indirect compensation include eligible indirect compensation, for which the plan received the required disclosures?	(g) Enter total indirect compensation received by service provider excluding eligible indirect compensation for which you answered "Yes" to element (f). If none, enter -0-.	(h) Did the service provider give you a formula instead of an amount or estimated amount?
10 50	NONE	77434	Yes ☐ No ☒	Yes ☐ No ☐		Yes ☐ No ☐

2. Information on Other Service Providers Receiving Direct or Indirect Compensation. Except for those persons for whom you answered "Yes" to line 1a above, complete as many entries as needed to list each person receiving, directly or indirectly, $5,000 or more in total compensation (i.e., money or anything else of value) in connection with services rendered to the plan or their position with the plan during the plan year. (See instructions).

(a) Enter name and EIN or address (see instructions)

PARAMETRIC CLIFTON

20-0292745

(b) Service Code(s)	(c) Relationship to employer, employee organization, or person known to be a party-in-interest	(d) Enter direct compensation paid by the plan. If none, enter -0-.	(e) Did service provider receive indirect compensation? (sources other than plan or plan sponsor)	(f) Did indirect compensation include eligible indirect compensation, for which the plan received the required disclosures?	(g) Enter total indirect compensation received by service provider excluding eligible indirect compensation for which you answered "Yes" to element (f). If none, enter -0-.	(h) Did the service provider give you a formula instead of an amount or estimated amount?
27 51	NONE	75000	Yes [ ] No [X]	Yes [ ] No [ ]		Yes [ ] No [ ]

(a) Enter name and EIN or address (see instructions)

THE SEGAL COMPANY

13-1975125

(b) Service Code(s)	(c) Relationship to employer, employee organization, or person known to be a party-in-interest	(d) Enter direct compensation paid by the plan. If none, enter -0-.	(e) Did service provider receive indirect compensation? (sources other than plan or plan sponsor)	(f) Did indirect compensation include eligible indirect compensation, for which the plan received the required disclosures?	(g) Enter total indirect compensation received by service provider excluding eligible indirect compensation for which you answered "Yes" to element (f). If none, enter -0-.	(h) Did the service provider give you a formula instead of an amount or estimated amount?
11 50 16 22	NONE	64269	Yes [ ] No [X]	Yes [ ] No [ ]		Yes [ ] No [ ]

(a) Enter name and EIN or address (see instructions)

ANDREA GABALDON

48-0669346

(b) Service Code(s)	(c) Relationship to employer, employee organization, or person known to be a party-in-interest	(d) Enter direct compensation paid by the plan. If none, enter -0-.	(e) Did service provider receive indirect compensation? (sources other than plan or plan sponsor)	(f) Did indirect compensation include eligible indirect compensation, for which the plan received the required disclosures?	(g) Enter total indirect compensation received by service provider excluding eligible indirect compensation for which you answered "Yes" to element (f). If none, enter -0-.	(h) Did the service provider give you a formula instead of an amount or estimated amount?
30 50	EMPLOYEE	63428	Yes [ ] No [X]	Yes [ ] No [ ]		Yes [ ] No [ ]

2. Information on Other Service Providers Receiving Direct or Indirect Compensation. Except for those persons for whom you answered "Yes" to line 1a above, complete as many entries as needed to list each person receiving, directly or indirectly, $5,000 or more in total compensation (i.e., money or anything else of value) in connection with services rendered to the plan or their position with the plan during the plan year. (See instructions).

(a) Enter name and EIN or address (see instructions)

CYNTHIA A DEKEYSER

48-0669346

(b) Service Code(s)	(c) Relationship to employer, employee organization, or person known to be a party-in-interest	(d) Enter direct compensation paid by the plan. If none, enter -0-.	(e) Did service provider receive indirect compensation? (sources other than plan or plan sponsor)	(f) Did indirect compensation include eligible indirect compensation, for which the plan received the required disclosures?	(g) Enter total indirect compensation received by service provider excluding eligible indirect compensation for which you answered "Yes" to element (f). If none, enter -0-.	(h) Did the service provider give you a formula instead of an amount or estimated amount?
30 50	EMPLOYEE	56435	Yes ☐ No ☒	Yes ☐ No ☐		Yes ☐ No ☐

(a) Enter name and EIN or address (see instructions)

AMBASSADOR BUILDING LLC

84-3258758

(b) Service Code(s)	(c) Relationship to employer, employee organization, or person known to be a party-in-interest	(d) Enter direct compensation paid by the plan. If none, enter -0-.	(e) Did service provider receive indirect compensation? (sources other than plan or plan sponsor)	(f) Did indirect compensation include eligible indirect compensation, for which the plan received the required disclosures?	(g) Enter total indirect compensation received by service provider excluding eligible indirect compensation for which you answered "Yes" to element (f). If none, enter -0-.	(h) Did the service provider give you a formula instead of an amount or estimated amount?
49 50	NONE	55980	Yes ☐ No ☒	Yes ☐ No ☐		Yes ☐ No ☐

(a) Enter name and EIN or address (see instructions)

LAURA PHELPS

48-0669346

(b) Service Code(s)	(c) Relationship to employer, employee organization, or person known to be a party-in-interest	(d) Enter direct compensation paid by the plan. If none, enter -0-.	(e) Did service provider receive indirect compensation? (sources other than plan or plan sponsor)	(f) Did indirect compensation include eligible indirect compensation, for which the plan received the required disclosures?	(g) Enter total indirect compensation received by service provider excluding eligible indirect compensation for which you answered "Yes" to element (f). If none, enter -0-.	(h) Did the service provider give you a formula instead of an amount or estimated amount?
30 50	EMPLOYEE	52356	Yes ☐ No ☒	Yes ☐ No ☐		Yes ☐ No ☐

2. Information on Other Service Providers Receiving Direct or Indirect Compensation. Except for those persons for whom you answered "Yes" to line 1a above, complete as many entries as needed to list each person receiving, directly or indirectly, $5,000 or more in total compensation (i.e., money or anything else of value) in connection with services rendered to the plan or their position with the plan during the plan year. (See instructions).

(a) Enter name and EIN or address (see instructions)

DESTINEE DEATON

48-0669346

(b) Service Code(s)	(c) Relationship to employer, employee organization, or person known to be a party-in-interest	(d) Enter direct compensation paid by the plan. If none, enter -0-.	(e) Did service provider receive indirect compensation? (sources other than plan or plan sponsor)	(f) Did indirect compensation include eligible indirect compensation, for which the plan received the required disclosures?	(g) Enter total indirect compensation received by service provider excluding eligible indirect compensation for which you answered "Yes" to element (f). If none, enter -0-.	(h) Did the service provider give you a formula instead of an amount or estimated amount?
30 50	EMPLOYEE	51367	Yes [ ] No [X]	Yes [ ] No [ ]		Yes [ ] No [ ]

(a) Enter name and EIN or address (see instructions)

JAMES CHARLES MATTHEW

2331 BURCHARD ST SE
BENTON HARBOR, MI 49022

(b) Service Code(s)	(c) Relationship to employer, employee organization, or person known to be a party-in-interest	(d) Enter direct compensation paid by the plan. If none, enter -0-.	(e) Did service provider receive indirect compensation? (sources other than plan or plan sponsor)	(f) Did indirect compensation include eligible indirect compensation, for which the plan received the required disclosures?	(g) Enter total indirect compensation received by service provider excluding eligible indirect compensation for which you answered "Yes" to element (f). If none, enter -0-.	(h) Did the service provider give you a formula instead of an amount or estimated amount?
16 50	NONE	50617	Yes [ ] No [X]	Yes [ ] No [ ]		Yes [ ] No [ ]

(a) Enter name and EIN or address (see instructions)

SEGAL SELECT INSURANCE

46-0619194

(b) Service Code(s)	(c) Relationship to employer, employee organization, or person known to be a party-in-interest	(d) Enter direct compensation paid by the plan. If none, enter -0-.	(e) Did service provider receive indirect compensation? (sources other than plan or plan sponsor)	(f) Did indirect compensation include eligible indirect compensation, for which the plan received the required disclosures?	(g) Enter total indirect compensation received by service provider excluding eligible indirect compensation for which you answered "Yes" to element (f). If none, enter -0-.	(h) Did the service provider give you a formula instead of an amount or estimated amount?
53	NONE	0	Yes [X] No [ ]	Yes [ ] No [X]	35150	Yes [ ] No [X]

2. Information on Other Service Providers Receiving Direct or Indirect Compensation. Except for those persons for whom you answered "Yes" to line 1a above, complete as many entries as needed to list each person receiving, directly or indirectly, $5,000 or more in total compensation (i.e., money or anything else of value) in connection with services rendered to the plan or their position with the plan during the plan year. (See instructions).

(a) Enter name and EIN or address (see instructions)

STATE STREET GLOBAL ADVISORS

81-4017137

(b) Service Code(s)	(c) Relationship to employer, employee organization, or person known to be a party-in-interest	(d) Enter direct compensation paid by the plan. If none, enter -0-.	(e) Did service provider receive indirect compensation? (sources other than plan or plan sponsor)	(f) Did indirect compensation include eligible indirect compensation, for which the plan received the required disclosures?	(g) Enter total indirect compensation received by service provider excluding eligible indirect compensation for which you answered "Yes" to element (f). If none, enter -0-.	(h) Did the service provider give you a formula instead of an amount or estimated amount?
19 28 51	NONE	20862	Yes [X] No [ ]	Yes [X] No [ ]	0	Yes [X] No [ ]

(a) Enter name and EIN or address (see instructions)

CONVERGEONE, INC

41-1763228

(b) Service Code(s)	(c) Relationship to employer, employee organization, or person known to be a party-in-interest	(d) Enter direct compensation paid by the plan. If none, enter -0-.	(e) Did service provider receive indirect compensation? (sources other than plan or plan sponsor)	(f) Did indirect compensation include eligible indirect compensation, for which the plan received the required disclosures?	(g) Enter total indirect compensation received by service provider excluding eligible indirect compensation for which you answered "Yes" to element (f). If none, enter -0-.	(h) Did the service provider give you a formula instead of an amount or estimated amount?
49 50	NONE	20129	Yes [ ] No [X]	Yes [ ] No [ ]		Yes [ ] No [ ]

(a) Enter name and EIN or address (see instructions)

PASSAGEWAYS INC

82-2007390

(b) Service Code(s)	(c) Relationship to employer, employee organization, or person known to be a party-in-interest	(d) Enter direct compensation paid by the plan. If none, enter -0-.	(e) Did service provider receive indirect compensation? (sources other than plan or plan sponsor)	(f) Did indirect compensation include eligible indirect compensation, for which the plan received the required disclosures?	(g) Enter total indirect compensation received by service provider excluding eligible indirect compensation for which you answered "Yes" to element (f). If none, enter -0-.	(h) Did the service provider give you a formula instead of an amount or estimated amount?
49 50	NONE	14594	Yes [ ] No [X]	Yes [ ] No [ ]		Yes [ ] No [ ]

2. Information on Other Service Providers Receiving Direct or Indirect Compensation. Except for those persons for whom you answered "Yes" to line 1a above, complete as many entries as needed to list each person receiving, directly or indirectly, $5,000 or more in total compensation (i.e., money or anything else of value) in connection with services rendered to the plan or their position with the plan during the plan year. (See instructions).

(a) Enter name and EIN or address (see instructions)

CHEVY CHASE TRUST COMPANY

52-2037618

(b) Service Code(s)	(c) Relationship to employer, employee organization, or person known to be a party-in-interest	(d) Enter direct compensation paid by the plan. If none, enter -0-.	(e) Did service provider receive indirect compensation? (sources other than plan or plan sponsor)	(f) Did indirect compensation include eligible indirect compensation, for which the plan received the required disclosures?	(g) Enter total indirect compensation received by service provider excluding eligible indirect compensation for which you answered "Yes" to element (f). If none, enter -0-.	(h) Did the service provider give you a formula instead of an amount or estimated amount?
19 50 21 52 28	NONE	11002	Yes [X] No [ ]	Yes [X] No [ ]	0	Yes [ ] No [X]

(a) Enter name and EIN or address (see instructions)

LUMEN

100 CENTURYLINK DRIVE
MONROE, LA 71203

(b) Service Code(s)	(c) Relationship to employer, employee organization, or person known to be a party-in-interest	(d) Enter direct compensation paid by the plan. If none, enter -0-.	(e) Did service provider receive indirect compensation? (sources other than plan or plan sponsor)	(f) Did indirect compensation include eligible indirect compensation, for which the plan received the required disclosures?	(g) Enter total indirect compensation received by service provider excluding eligible indirect compensation for which you answered "Yes" to element (f). If none, enter -0-.	(h) Did the service provider give you a formula instead of an amount or estimated amount?
49 50	NONE	9361	Yes [ ] No [X]	Yes [ ] No [ ]		Yes [ ] No [ ]

(a) Enter name and EIN or address (see instructions)

BYRON TRAXLER

12200 N AMBASSADOR DR
SUITE 326
KANSAS CITY, MO 64163

(b) Service Code(s)	(c) Relationship to employer, employee organization, or person known to be a party-in-interest	(d) Enter direct compensation paid by the plan. If none, enter -0-.	(e) Did service provider receive indirect compensation? (sources other than plan or plan sponsor)	(f) Did indirect compensation include eligible indirect compensation, for which the plan received the required disclosures?	(g) Enter total indirect compensation received by service provider excluding eligible indirect compensation for which you answered "Yes" to element (f). If none, enter -0-.	(h) Did the service provider give you a formula instead of an amount or estimated amount?
20 31 50	TRUSTEE	6457	Yes [ ] No [X]	Yes [ ] No [ ]		Yes [ ] No [ ]

Part I Service Provider Information (continued)

3. If you reported on line 2 receipt of indirect compensation, other than eligible indirect compensation, by a service provider, and the service provider is a fiduciary or provides contract administrator, consulting, custodial, investment advisory, investment management, broker, or recordkeeping services, answer the following questions for (a) each source from whom the service provider received $1,000 or more in indirect compensation and (b) each source for whom the service provider gave you a formula used to determine the indirect compensation instead of an amount or estimated amount of the indirect compensation. Complete as many entries as needed to report the required information for each source.

(a) Enter service provider name as it appears on line 2	**(b)** Service Codes (see instructions)	**(c)** Enter amount of indirect compensation
SEGAL SELECT INSURANCE SERVICES, IN	53	26490

(d) Enter name and EIN (address) of source of indirect compensation	**(e)** Describe the indirect compensation, including any formula used to determine the service provider's eligibility for or the amount of the indirect compensation.
CHUBB 13-1963496	INSURANCE BROKERAGE COMMISSIONS AND FEES

(a) Enter service provider name as it appears on line 2	**(b)** Service Codes (see instructions)	**(c)** Enter amount of indirect compensation
SEGAL SELECT INSURANCE SERVICES, IN	53	4639

(d) Enter name and EIN (address) of source of indirect compensation	**(e)** Describe the indirect compensation, including any formula used to determine the service provider's eligibility for or the amount of the indirect compensation.
ULLICO 13-2988846	INSURANCE BROKERAGE COMMISSIONS AND FEES

(a) Enter service provider name as it appears on line 2	**(b)** Service Codes (see instructions)	**(c)** Enter amount of indirect compensation
SEGAL SELECT INSURANCE SERVICES, IN	53	953

(d) Enter name and EIN (address) of source of indirect compensation	**(e)** Describe the indirect compensation, including any formula used to determine the service provider's eligibility for or the amount of the indirect compensation.
ENCORE 45-3957469	INSURANCE BROKERAGE COMMISSIONS AND FEES

Part I Service Provider Information (continued)

3. If you reported on line 2 receipt of indirect compensation, other than eligible indirect compensation, by a service provider, and the service provider is a fiduciary or provides contract administrator, consulting, custodial, investment advisory, investment management, broker, or recordkeeping services, answer the following questions for (a) each source from whom the service provider received $1,000 or more in indirect compensation and (b) each source for whom the service provider gave you a formula used to determine the indirect compensation instead of an amount or estimated amount of the indirect compensation. Complete as many entries as needed to report the required information for each source.

(a) Enter service provider name as it appears on line 2	**(b)** Service Codes (see instructions)	**(c)** Enter amount of indirect compensation
SEGAL SELECT INSURANCE SERVICES, IN	53	735

(d) Enter name and EIN (address) of source of indirect compensation	**(e)** Describe the indirect compensation, including any formula used to determine the service provider's eligibility for or the amount of the indirect compensation.
AMWINS 13-4279678	INSURANCE BROKERAGE COMMISSIONS AND FEES

(a) Enter service provider name as it appears on line 2	**(b)** Service Codes (see instructions)	**(c)** Enter amount of indirect compensation
SEGAL SELECT INSURANCE SERVICES, IN	53	642

(d) Enter name and EIN (address) of source of indirect compensation	**(e)** Describe the indirect compensation, including any formula used to determine the service provider's eligibility for or the amount of the indirect compensation.
AXIS 39-1338397	INSURANCE BROKERAGE COMMISSIONS AND FEES

(a) Enter service provider name as it appears on line 2	**(b)** Service Codes (see instructions)	**(c)** Enter amount of indirect compensation
SEGAL SELECT INSURANCE SERVICES, IN	53	611

(d) Enter name and EIN (address) of source of indirect compensation	**(e)** Describe the indirect compensation, including any formula used to determine the service provider's eligibility for or the amount of the indirect compensation.
OLD REPUBLIC INSURANCE GROUP 25-0410420	INSURANCE BROKERAGE COMMISSIONS AND FEES

Part I Service Provider Information (continued)

3. If you reported on line 2 receipt of indirect compensation, other than eligible indirect compensation, by a service provider, and the service provider is a fiduciary or provides contract administrator, consulting, custodial, investment advisory, investment management, broker, or recordkeeping services, answer the following questions for (a) each source from whom the service provider received $1,000 or more in indirect compensation and (b) each source for whom the service provider gave you a formula used to determine the indirect compensation instead of an amount or estimated amount of the indirect compensation. Complete as many entries as needed to report the required information for each source.

(a) Enter service provider name as it appears on line 2	**(b)** Service Codes (see instructions)	**(c)** Enter amount of indirect compensation
SEGAL SELECT INSURANCE SERVICES, IN	53	514

(d) Enter name and EIN (address) of source of indirect compensation	**(e)** Describe the indirect compensation, including any formula used to determine the service provider's eligibility for or the amount of the indirect compensation.
RLI INSURANCE 37-0915434	INSURANCE BROKERAGE COMMISSIONS AND FEES

(a) Enter service provider name as it appears on line 2	**(b)** Service Codes (see instructions)	**(c)** Enter amount of indirect compensation
SEGAL SELECT INSURANCE SERVICES, IN	53	373

(d) Enter name and EIN (address) of source of indirect compensation	**(e)** Describe the indirect compensation, including any formula used to determine the service provider's eligibility for or the amount of the indirect compensation.
HARTFORD FIRE INSURANCE COMPANY 06-0383750	INSURANCE BROKERAGE COMMISSIONS AND FEES

(a) Enter service provider name as it appears on line 2	**(b)** Service Codes (see instructions)	**(c)** Enter amount of indirect compensation
SEGAL SELECT INSURANCE SERVICES, IN	53	142

(d) Enter name and EIN (address) of source of indirect compensation	**(e)** Describe the indirect compensation, including any formula used to determine the service provider's eligibility for or the amount of the indirect compensation.
MCGOWAN PROGRAM ADMINISTRATORS 35-1176039	INSURANCE BROKERAGE COMMISSIONS AND FEES

Part I Service Provider Information (continued)

3. If you reported on line 2 receipt of indirect compensation, other than eligible indirect compensation, by a service provider, and the service provider is a fiduciary or provides contract administrator, consulting, custodial, investment advisory, investment management, broker, or recordkeeping services, answer the following questions for (a) each source from whom the service provider received $1,000 or more in indirect compensation and (b) each source for whom the service provider gave you a formula used to determine the indirect compensation instead of an amount or estimated amount of the indirect compensation. Complete as many entries as needed to report the required information for each source.

(a) Enter service provider name as it appears on line 2	**(b)** Service Codes (see instructions)	**(c)** Enter amount of indirect compensation
SEGAL SELECT INSURANCE SERVICES, IN	53	51
(d) Enter name and EIN (address) of source of indirect compensation	**(e)** Describe the indirect compensation, including any formula used to determine the service provider's eligibility for or the amount of the indirect compensation.	
TRAVELERS INSURANCE 06-0566090	INSURANCE BROKERAGE COMMISSIONS AND FEES	

(a) Enter service provider name as it appears on line 2	**(b)** Service Codes (see instructions)	**(c)** Enter amount of indirect compensation
(d) Enter name and EIN (address) of source of indirect compensation	**(e)** Describe the indirect compensation, including any formula used to determine the service provider's eligibility for or the amount of the indirect compensation.	

(a) Enter service provider name as it appears on line 2	**(b)** Service Codes (see instructions)	**(c)** Enter amount of indirect compensation
(d) Enter name and EIN (address) of source of indirect compensation	**(e)** Describe the indirect compensation, including any formula used to determine the service provider's eligibility for or the amount of the indirect compensation.	

Part II Service Providers Who Fail or Refuse to Provide Information

4 Provide, to the extent possible, the following information for each service provider who failed or refused to provide the information necessary to complete this Schedule.

(a) Enter name and EIN or address of service provider (see instructions)	(b) Nature of Service Code(s)	(c) Describe the information that the service provider failed or refused to provide
COVERAGEONE, INC 41-1763228	49 50	INDIRECT COMPENSATION

(a) Enter name and EIN or address of service provider (see instructions)	(b) Nature of Service Code(s)	(c) Describe the information that the service provider failed or refused to provide
LUMEN 100 CENTURYLINK DRIVE MONROE, LA 71203	49 50	INDIRECT COMPENSATION

(a) Enter name and EIN or address of service provider (see instructions)	(b) Nature of Service Code(s)	(c) Describe the information that the service provider failed or refused to provide

(a) Enter name and EIN or address of service provider (see instructions)	(b) Nature of Service Code(s)	(c) Describe the information that the service provider failed or refused to provide

(a) Enter name and EIN or address of service provider (see instructions)	(b) Nature of Service Code(s)	(c) Describe the information that the service provider failed or refused to provide

(a) Enter name and EIN or address of service provider (see instructions)	(b) Nature of Service Code(s)	(c) Describe the information that the service provider failed or refused to provide

Part III Termination Information on Accountants and Enrolled Actuaries (see instructions)

(complete as many entries as needed)

a Name:

b EIN:

c Position:

d Address:

e Telephone:

Explanation:

a Name:

b EIN:

c Position:

d Address:

e Telephone:

Explanation:

a Name:

b EIN:

c Position:

d Address:

e Telephone:

Explanation:

a Name:

b EIN:

c Position:

d Address:

e Telephone:

Explanation:

a Name:

b EIN:

c Position:

d Address:

e Telephone:

Explanation:

SCHEDULE D (Form 5500)

Department of the Treasury
Internal Revenue Service

Department of Labor
Employee Benefits Security Administration

DFE/Participating Plan Information

This schedule is required to be filed under section 104 of the Employee Retirement Income Security Act of 1974 (ERISA).

▶ **File as an attachment to Form 5500.**

OMB No. 1210-0110

2025

This Form is Open to Public Inspection.

For calendar plan year 2025 or fiscal plan year beginning 01/01/2025 and ending 12/31/2025

A Name of plan
BOILERMAKERS NATIONAL ANNUITY TRUST

B Three-digit plan number (PN) ▶ 001

C Plan or DFE sponsor's name as shown on line 2a of Form 5500
BOARD OF TRUSTEES BOILERMAKERS NATIONAL ANNUITY

D Employer Identification Number (EIN)
48-1029345

Part I **Information on interests in MTIAs, CCTs, PSAs, and 103-12 IEs (to be completed by plans and DFEs)**
(Complete as many entries as needed to report all interests in DFEs)

a Name of MTIA, CCT, PSA, or 103-12 IE: ASB LABOR EQUITY INDEX FUND

b Name of sponsor of entity listed in (a): CHEVY CHASE TRUST COMPANY

c EIN-PN	**d** Entity code	**e** Dollar value of interest in MTIA, CCT, PSA, or 103-12 IE at end of year (see instructions)
27-3350609-010	C	76923088

a Name of MTIA, CCT, PSA, or 103-12 IE: PRUDENTIAL RETIREMENT REAL ESTATE F

b Name of sponsor of entity listed in (a): PGIM INC.

c EIN-PN	**d** Entity code	**e** Dollar value of interest in MTIA, CCT, PSA, or 103-12 IE at end of year (see instructions)
83-1921274-001	E	58428959

a Name of MTIA, CCT, PSA, or 103-12 IE: COMMINGLED PENSION TRUST FUND (EMER

b Name of sponsor of entity listed in (a): JPMORGAN CHASE BANK N.A.

c EIN-PN	**d** Entity code	**e** Dollar value of interest in MTIA, CCT, PSA, or 103-12 IE at end of year (see instructions)
13-3635124-001	C	70932466

a Name of MTIA, CCT, PSA, or 103-12 IE: COMMINGLED PENSION TRUST FUND (US A

b Name of sponsor of entity listed in (a): JPMORGAN CHASE BANK N.A.

c EIN-PN	**d** Entity code	**e** Dollar value of interest in MTIA, CCT, PSA, or 103-12 IE at end of year (see instructions)
20-6201314-001	C	38000614

a Name of MTIA, CCT, PSA, or 103-12 IE: TS&W INTERNATIONAL SMALL CAP EQUITY

b Name of sponsor of entity listed in (a): GLOBAL TRUST COMPANY

c EIN-PN	**d** Entity code	**e** Dollar value of interest in MTIA, CCT, PSA, or 103-12 IE at end of year (see instructions)
26-6773274-002	C	41502206

a Name of MTIA, CCT, PSA, or 103-12 IE: STATE STREET RUSSELL 1000(R) VALUE

b Name of sponsor of entity listed in (a): STATE STREET GLOBAL ADVISORS TRUST COMPANY

c EIN-PN	**d** Entity code	**e** Dollar value of interest in MTIA, CCT, PSA, or 103-12 IE at end of year (see instructions)
90-0337987-123	C	112575225

a Name of MTIA, CCT, PSA, or 103-12 IE: LOOMIS SAYLES CORE PLUS FIXED INCOM

b Name of sponsor of entity listed in (a): LOOMIS SAYLES TRUST COMPANY, LLC

c EIN-PN	**d** Entity code	**e** Dollar value of interest in MTIA, CCT, PSA, or 103-12 IE at end of year (see instructions)
84-6391546-010	C	190765846

a Name of MTIA, CCT, PSA, or 103-12 IE: BLACKROCK TOTAL RETURN BOND FUND F

b Name of sponsor of entity listed in (a): BLACKROCK INSTITUTIONAL TRUST COMPANY, N.A.

c EIN-PN 47-1222253-001	**d** Entity code C	**e** Dollar value of interest in MTIA, CCT, PSA, or 103-12 IE at end of year (see instructions) 191242594

a Name of MTIA, CCT, PSA, or 103-12 IE: SEGALL, BRYANT & HAMILL COLLECTIVE

b Name of sponsor of entity listed in (a): SEI TRUST COMPANY

c EIN-PN 81-0835598-090	**d** Entity code C	**e** Dollar value of interest in MTIA, CCT, PSA, or 103-12 IE at end of year (see instructions) 25624600

a Name of MTIA, CCT, PSA, or 103-12 IE:

b Name of sponsor of entity listed in (a):

c EIN-PN	**d** Entity code	**e** Dollar value of interest in MTIA, CCT, PSA, or 103-12 IE at end of year (see instructions)

a Name of MTIA, CCT, PSA, or 103-12 IE:

b Name of sponsor of entity listed in (a):

c EIN-PN	**d** Entity code	**e** Dollar value of interest in MTIA, CCT, PSA, or 103-12 IE at end of year (see instructions)

a Name of MTIA, CCT, PSA, or 103-12 IE:

b Name of sponsor of entity listed in (a):

c EIN-PN	**d** Entity code	**e** Dollar value of interest in MTIA, CCT, PSA, or 103-12 IE at end of year (see instructions)

a Name of MTIA, CCT, PSA, or 103-12 IE:

b Name of sponsor of entity listed in (a):

c EIN-PN	**d** Entity code	**e** Dollar value of interest in MTIA, CCT, PSA, or 103-12 IE at end of year (see instructions)

a Name of MTIA, CCT, PSA, or 103-12 IE:

b Name of sponsor of entity listed in (a):

c EIN-PN	**d** Entity code	**e** Dollar value of interest in MTIA, CCT, PSA, or 103-12 IE at end of year (see instructions)

a Name of MTIA, CCT, PSA, or 103-12 IE:

b Name of sponsor of entity listed in (a):

c EIN-PN	**d** Entity code	**e** Dollar value of interest in MTIA, CCT, PSA, or 103-12 IE at end of year (see instructions)

a Name of MTIA, CCT, PSA, or 103-12 IE:

b Name of sponsor of entity listed in (a):

c EIN-PN	**d** Entity code	**e** Dollar value of interest in MTIA, CCT, PSA, or 103-12 IE at end of year (see instructions)

a Name of MTIA, CCT, PSA, or 103-12 IE:

b Name of sponsor of entity listed in (a):

c EIN-PN	**d** Entity code	**e** Dollar value of interest in MTIA, CCT, PSA, or 103-12 IE at end of year (see instructions)

Part II **Information on Participating Plans (to be completed by DFEs, other than DCGs)**
(Complete as many entries as needed to report all participating plans. DCGs must report each participating plan using Schedule DCG.)

a Plan name

b Name of plan sponsor | **c** EIN-PN

a Plan name

b Name of plan sponsor | **c** EIN-PN

a Plan name

b Name of plan sponsor | **c** EIN-PN

a Plan name

b Name of plan sponsor | **c** EIN-PN

a Plan name

b Name of plan sponsor | **c** EIN-PN

a Plan name

b Name of plan sponsor | **c** EIN-PN

a Plan name

b Name of plan sponsor | **c** EIN-PN

a Plan name

b Name of plan sponsor | **c** EIN-PN

a Plan name

b Name of plan sponsor | **c** EIN-PN

a Plan name

b Name of plan sponsor | **c** EIN-PN

a Plan name

b Name of plan sponsor | **c** EIN-PN

a Plan name

b Name of plan sponsor | **c** EIN-PN

a Plan name

b Name of plan sponsor | **c** EIN-PN

SCHEDULE H (Form 5500)

Department of the Treasury
Internal Revenue Service

Department of Labor
Employee Benefits Security Administration

Pension Benefit Guaranty Corporation

Financial Information

This schedule is required to be filed under section 104 of the Employee Retirement Income Security Act of 1974 (ERISA), and section 6058(a) of the Internal Revenue Code (the Code).

▶ **File as an attachment to Form 5500.**

OMB No. 1210-0110

2025

This Form is Open to Public Inspection

For calendar plan year 2025 or fiscal plan year beginning 01/01/2025 and ending 12/31/2025

A Name of plan
BOILERMAKERS NATIONAL ANNUITY TRUST

B Three-digit plan number (PN) ▶ 001

C Plan sponsor's name as shown on line 2a of Form 5500
BOARD OF TRUSTEES BOILERMAKERS NATIONAL ANNUITY

D Employer Identification Number (EIN)
48-1029345

Part I Asset and Liability Statement

1 Current value of plan assets and liabilities at the beginning and end of the plan year. Combine the value of plan assets held in more than one trust. Report the value of the plan's interest in a commingled fund containing the assets of more than one plan on a line-by-line basis unless the value is reportable on lines 1c(9) through 1c(14). Do not enter the value of that portion of an insurance contract which guarantees, during this plan year, to pay a specific dollar benefit at a future date. **Round off amounts to the nearest dollar.** MTIAs, CCTs, PSAs, and 103-12 IEs do not complete lines 1b(1), 1b(2), 1c(8), 1g, 1h, and 1i. CCTs, PSAs, and 103-12 IEs also do not complete lines 1d and 1e. See instructions.

Assets		(a) Beginning of Year	(b) End of Year
a Total noninterest-bearing cash	1a	1322205	877994
b Receivables (less allowance for doubtful accounts):			
(1) Employer contributions	1b(1)	5257000	4997000
(2) Participant contributions	1b(2)		
(3) Other	1b(3)	7377052	6485549
c General investments:			
(1) Interest-bearing cash (include money market accounts & certificates of deposit)	1c(1)	27259955	39033936
(2) U.S. Government securities	1c(2)	68793322	82907427
(3) Corporate debt instruments (other than employer securities):			
(A) Preferred	1c(3)(A)		
(B) All other	1c(3)(B)	151125151	166965647
(4) Corporate stocks (other than employer securities):			
(A) Preferred	1c(4)(A)		
(B) Common	1c(4)(B)	164750388	180279632
(5) Partnership/joint venture interests	1c(5)		
(6) Real estate (other than employer real property)	1c(6)		
(7) Loans (other than to participants)	1c(7)		
(8) Participant loans	1c(8)	11733232	11670522
(9) Value of interest in common/collective trusts	1c(9)	667095263	747566639
(10) Value of interest in pooled separate accounts	1c(10)		
(11) Value of interest in master trust investment accounts	1c(11)		
(12) Value of interest in 103-12 investment entities	1c(12)	55887435	58428959
(13) Value of interest in registered investment companies (e.g., mutual funds)	1c(13)		
(14) Value of funds held in insurance company general account (unallocated contracts)	1c(14)		
(15) Other	1c(15)	173362445	188347115

		(a) Beginning of Year	(b) End of Year
1d Employer-related investments:			
(1) Employer securities	1d(1)		
(2) Employer real property	1d(2)		
1e Buildings and other property used in plan operation	1e		
1f Total assets (add all amounts in lines 1a through 1e)	1f	1333963448	1487560420
Liabilities			
1g Benefit claims payable	1g		
1h Operating payables	1h	1919891	1291159
1i Acquisition indebtedness	1i		
1j Other liabilities	1j	56288657	71340078
1k Total liabilities (add all amounts in lines 1g through1j)	1k	58208548	72631237
Net Assets			
1l Net assets (subtract line 1k from line 1f)	1l	1275754900	1414929183

Part II Income and Expense Statement

2 Plan income, expenses, and changes in net assets for the year. Include all income and expenses of the plan, including any trust(s) or separately maintained fund(s) and any payments/receipts to/from insurance carriers. Round off amounts to the nearest dollar. MTIAs, CCTs, PSAs, and 103-12 IEs do not complete lines 2a, 2b(1)(E), 2e, 2f, and 2g.

Income		(a) Amount	(b) Total
a Contributions:			
(1) Received or receivable in cash from: **(A)** Employers	2a(1)(A)	96238542	
(B) Participants	2a(1)(B)		
(C) Others (including rollovers)	2a(1)(C)		
(2) Noncash contributions	2a(2)		
(3) Total contributions. Add lines **2a(1)(A), (B), (C),** and line **2a(2)**	2a(3)		96238542
b Earnings on investments:			
(1) Interest:			
(A) Interest-bearing cash (including money market accounts and certificates of deposit)	2b(1)(A)	745909	
(B) U.S. Government securities	2b(1)(B)	5276421	
(C) Corporate debt instruments	2b(1)(C)	4834973	
(D) Loans (other than to participants)	2b(1)(D)		
(E) Participant loans	2b(1)(E)	871468	
(F) Other	2b(1)(F)	6083852	
(G) Total interest. Add lines **2b(1)(A)** through **(F)**	2b(1)(G)		17812623
(2) Dividends: **(A)** Preferred stock	2b(2)(A)		
(B) Common stock	2b(2)(B)	3175120	
(C) Registered investment company shares (e.g. mutual funds)	2b(2)(C)		
(D) Total dividends. Add lines **2b(2)(A)**, **(B)**, and **(C)**	2b(2)(D)		3175120
(3) Rents	2b(3)		
(4) Net gain (loss) on sale of assets: **(A)** Aggregate proceeds	2b(4)(A)	717972087	
(B) Aggregate carrying amount (see instructions)	2b(4)(B)	692058393	
(C) Subtract line **2b(4)(B)** from line **2b(4)(A)** and enter result	2b(4)(C)		25913694
(5) Unrealized appreciation (depreciation) of assets: **(A)** Real estate	2b(5)(A)		
(B) Other	2b(5)(B)	15724951	
(C) Total unrealized appreciation of assets. Add lines **2b(5)(A)** and **(B)**	2b(5)(C)		15724951

		(a) Amount	(b) Total
(6) Net investment gain (loss) from common/collective trusts	2b(6)		90471376
(7) Net investment gain (loss) from pooled separate accounts	2b(7)		2541524
(8) Net investment gain (loss) from master trust investment accounts	2b(8)		
(9) Net investment gain (loss) from 103-12 investment entities	2b(9)		
(10) Net investment gain (loss) from registered investment companies (e.g., mutual funds)	2b(10)		
c Other income	2c		523206
d Total income. Add all **income** amounts in column (b) and enter total	2d		252401036
Expenses			
e Benefit payment and payments to provide benefits:			
(1) Directly to participants or beneficiaries, including direct rollovers	2e(1)	105934834	
(2) To insurance carriers for the provision of benefits	2e(2)		
(3) Other	2e(3)		
(4) Total benefit payments. Add lines **2e(1)** through **(3)**	2e(4)		105934834
f Corrective distributions (see instructions)	2f		
g Certain deemed distributions of participant loans (see instructions)	2g		-1049829
h Interest expense	2h		
i Administrative expenses:			
(1) Salaries and allowances	2i(1)	1053261	
(2) Contract administrator fees	2i(2)	859956	
(3) Recordkeeping fees	2i(3)	1316911	
(4) IQPA audit fees	2i(4)	64046	
(5) Investment advisory and investment management fees	2i(5)	4260127	
(6) Bank or trust company trustee/custodial fees	2i(6)	2688	
(7) Actuarial fees	2i(7)	59439	
(8) Legal fees	2i(8)	120871	
(9) Valuation/appraisal fees	2i(9)		
(10) Other trustee fees and expenses	2i(10)	34968	
(11) Other expenses	2i(11)	569481	
(12) Total administrative expenses. Add lines **2i(1)** through **(11)**	2i(12)		8341748
j Total expenses. Add all **expense** amounts in column (b) and enter total	2j		113226753
Net Income and Reconciliation			
k Net income (loss). Subtract line **2j** from line **2d**	2k		139174283
l Transfers of assets:			
(1) To this plan	2l(1)		
(2) From this plan	2l(2)		

Part III Accountant's Opinion

3 Complete lines 3a through 3c if the opinion of an independent qualified public accountant is attached to this Form 5500. Complete line 3d if an opinion is not attached.

a The attached opinion of an independent qualified public accountant for this plan is (see instructions):

(1) [X] Unmodified **(2)** [ ] Qualified **(3)** [ ] Disclaimer **(4)** [ ] Adverse

b Check the appropriate box(es) to indicate whether the IQPA performed an ERISA section 103(a)(3)(C) audit. Check both boxes (1) and (2) if the audit was performed pursuant to both 29 CFR 2520.103-8 and 29 CFR 2520.103-12(d). Check box (3) if pursuant to neither.

(1) [ ] DOL Regulation 2520.103-8 **(2)** [ ] DOL Regulation 2520.103-12(d) **(3)** [X] neither DOL Regulation 2520.103-8 nor DOL Regulation 2520.103-12(d).

c Enter the name and EIN of the accountant (or accounting firm) below:

(1) Name: CLIFTONLARSONALLEN LLP **(2)** EIN: 41-0746749

d The opinion of an independent qualified public accountant is **not attached** as part of Schedule H because:

(1) [ ] This form is filed for a CCT, PSA, DCG or MTIA. **(2)** [ ] It will be attached to the next Form 5500 pursuant to 29 CFR 2520.104-50.

Part IV Compliance Questions

4 CCTs and PSAs do not complete Part IV. MTIAs, 103-12 IEs, and GIAs do not complete lines 4a, 4e, 4f, 4g, 4h, 4k, 4m, 4n, or 5. 103-12 IEs also do not complete lines 4j and 4l. MTIAs also do not complete line 4l. DCGs do not complete lines 4e, 4f, 4k, 4l, and 5, and DCGs generally complete the rest of Part IV collectively for all plans in the DCG, except as otherwise provided (see instructions).

During the plan year:

		Yes	No	Amount
a Was there a failure to transmit to the plan any participant contributions within the time period described in 29 CFR 2510.3-102? Continue to answer "Yes" for any prior year failures until fully corrected. (See instructions and DOL's Voluntary Fiduciary Correction Program.)	4a		X	
b Were any loans by the plan or fixed income obligations due the plan in default as of the close of the plan year or classified during the year as uncollectible? Disregard participant loans secured by participant's account balance. (Attach Schedule G (Form 5500) Part I if "Yes" is checked.)	4b		X	
c Were any leases to which the plan was a party in default or classified during the year as uncollectible? (Attach Schedule G (Form 5500) Part II if "Yes" is checked.)	4c		X	
d Were there any nonexempt transactions with any party-in-interest? (Do not include transactions reported on line 4a. Attach Schedule G (Form 5500) Part III if "Yes" is checked.)	4d		X	
e Was this plan covered by a fidelity bond?	4e	X		25000000
f Did the plan have a loss, whether or not reimbursed by the plan's fidelity bond, that was caused by fraud or dishonesty?	4f		X	
g Did the plan hold any assets whose current value was neither readily determinable on an established market nor set by an independent third party appraiser?	4g	X		805995598
h Did the plan receive any noncash contributions whose value was neither readily determinable on an established market nor set by an independent third party appraiser?	4h		X	
i Did the plan have assets held for investment? (Attach schedule(s) of assets if "Yes" is checked, and see instructions for format requirements.)	4i	X		
j Were any plan transactions or series of transactions in excess of 5% of the current value of plan assets? (Attach schedule of transactions if "Yes" is checked and see instructions for format requirements.)	4j	X		
k Were all the plan assets either distributed to participants or beneficiaries, transferred to another plan, or brought under the control of the PBGC?	4k		X	
l Has the plan failed to provide any benefit when due under the plan?	4l		X	
m If this is an individual account plan, was there a blackout period? (See instructions and 29 CFR 2520.101-3.)	4m		X	
n If 4m was answered "Yes," check the "Yes" box if you either provided the required notice or one of the exceptions to providing the notice applied under 29 CFR 2520.101-3.	4n			

5a Has a resolution to terminate the plan been adopted during the plan year or any prior plan year? [ ] Yes [X] No

If "Yes," enter the amount of any plan assets that reverted to the employer this year _____.

5b If, during this plan year, any assets or liabilities were transferred from this plan to another plan(s), identify the plan(s) to which assets or liabilities were transferred. (See instructions.)

5b(1) Name of plan(s)	**5b(2)** EIN(s)	**5b(3)** PN(s)

5c Was the plan a defined benefit plan covered under the PBGC insurance program at any time during this plan year? (See ERISA section 4021 and instructions.) ..... ☐ Yes ☐ No ☐ Not determined

If "Yes" is checked, enter the My PAA confirmation number from the PBGC premium filing for this plan year _____.

SCHEDULE R (Form 5500)

Department of the Treasury
Internal Revenue Service

Department of Labor
Employee Benefits Security Administration

Pension Benefit Guaranty Corporation

Retirement Plan Information

This schedule is required to be filed under sections 104 and 4065 of the Employee Retirement Income Security Act of 1974 (ERISA) and section 6058(a) of the Internal Revenue Code (the Code).

▶ **File as an attachment to Form 5500.**

OMB No. 1210-0110

2025

This Form is Open to Public Inspection.

For calendar plan year 2025 or fiscal plan year beginning 01/01/2025 and ending 12/31/2025

A Name of plan
BOILERMAKERS NATIONAL ANNUITY TRUST

B Three-digit plan number (PN) ▶ 001

C Plan sponsor's name as shown on line 2a of Form 5500
BOARD OF TRUSTEES BOILERMAKERS NATIONAL ANNUITY

D Employer Identification Number (EIN)
48-1029345

Part I Distributions

All references to distributions relate only to payments of benefits during the plan year.

1 Total value of distributions paid in property other than in cash or the forms of property specified in the instructions ..... | 1 | 0

2 Enter the EIN(s) of payor(s) who paid benefits on behalf of the plan to participants or beneficiaries during the year (if more than two, enter EINs of the two payors who paid the greatest dollar amounts of benefits):

EIN(s): 22-1211670

Profit-sharing plans, ESOPs, and stock bonus plans, skip line 3.

3 Number of participants (living or deceased) whose benefits were distributed in a single sum, during the plan year ..... | 3 |

Part II Funding Information (If the plan is not subject to the minimum funding requirements of section 412 of the Internal Revenue Code or ERISA section 302, skip this Part.)

4 Is the plan administrator making an election under Code section 412(d)(2) or ERISA section 302(d)(2)? ..... ☐ Yes ☐ No ☐ N/A

If the plan is a defined benefit plan, go to line 8.

5 If a waiver of the minimum funding standard for a prior year is being amortized in this plan year, see instructions and enter the date of the ruling letter granting the waiver. **Date:** Month _____ Day _____ Year _____

If you completed line 5, complete lines 3, 9, and 10 of Schedule MB and do not complete the remainder of this schedule.

6 a	Enter the minimum required contribution for this plan year (include any prior year accumulated funding deficiency not waived)	6a	
b	Enter the amount contributed by the employer to the plan for this plan year	6b	
c	Subtract the amount in line 6b from the amount in line 6a. Enter the result (enter a minus sign to the left of a negative amount)	6c	

If you completed line 6c, skip lines 8 and 9.

7 Will the minimum funding amount reported on line 6c be met by the funding deadline? ..... ☐ Yes ☐ No ☐ N/A

8 If a change in actuarial cost method was made for this plan year pursuant to a revenue procedure or other authority providing automatic approval for the change or a class ruling letter, does the plan sponsor or plan administrator agree with the change? ..... ☐ Yes ☐ No ☐ N/A

Part III Amendments

9 If this is a defined benefit pension plan, were any amendments adopted during this plan year that increased or decreased the value of benefits? If yes, check the appropriate box. If no, check the "No" box. ..... ☐ Increase ☐ Decrease ☐ Both ☐ No

Part IV ESOPs (see instructions). If this is not a plan described under section 409(a) or 4975(e)(7) of the Internal Revenue Code, skip this Part.

10 Were unallocated employer securities or proceeds from the sale of unallocated securities used to repay any exempt loan? ..... ☐ Yes ☐ No

11 a Does the ESOP hold any preferred stock? ..... ☐ Yes ☐ No

b If the ESOP has an outstanding exempt loan with the employer as lender, is such loan part of a "back-to-back" loan? (See instructions for definition of "back-to-back" loan.) ..... ☐ Yes ☐ No

12 Does the ESOP hold any stock that is not readily tradable on an established securities market? ..... ☐ Yes ☐ No

Part V Additional Information for Multiemployer Defined Benefit Pension Plans

13 Enter the following information for each employer that (1) contributed more than 5% of total contributions to the plan during the plan year or (2) was one of the top-ten highest contributors (measured in dollars). See instructions. *Complete as many entries as needed to report all applicable employers.*

a Name of contributing employer

b EIN **c** Dollar amount contributed by employer

d Date collective bargaining agreement expires *(If employer contributes under more than one collective bargaining agreement, check box* ☐ *and see instructions regarding required attachment. Otherwise, enter the applicable date.)* Month _____ Day _____ Year _____

e Contribution rate information *(If more than one rate applies, check this box* ☐ *and see instructions regarding required attachment. Otherwise, complete lines 13e(1) and 13e(2).)*
(1) Contribution rate (in dollars and cents) _____
(2) Base unit measure: ☐ Hourly ☐ Weekly ☐ Unit of production ☐ Other (specify):

---

a Name of contributing employer

b EIN **c** Dollar amount contributed by employer

d Date collective bargaining agreement expires *(If employer contributes under more than one collective bargaining agreement, check box* ☐ *and see instructions regarding required attachment. Otherwise, enter the applicable date.)* Month _____ Day _____ Year _____

e Contribution rate information *(If more than one rate applies, check this box* ☐ *and see instructions regarding required attachment. Otherwise, complete lines 13e(1) and 13e(2).)*
(1) Contribution rate (in dollars and cents) _____
(2) Base unit measure: ☐ Hourly ☐ Weekly ☐ Unit of production ☐ Other (specify): _____

---

a Name of contributing employer

b EIN **c** Dollar amount contributed by employer

d Date collective bargaining agreement expires *(If employer contributes under more than one collective bargaining agreement, check box* ☐ *and see instructions regarding required attachment. Otherwise, enter the applicable date.)* Month _____ Day _____ Year _____

e Contribution rate information *(If more than one rate applies, check this box* ☐ *and see instructions regarding required attachment. Otherwise, complete lines 13e(1) and 13e(2).)*
(1) Contribution rate (in dollars and cents) _____
(2) Base unit measure: ☐ Hourly ☐ Weekly ☐ Unit of production ☐ Other (specify): _____

---

a Name of contributing employer

b EIN **c** Dollar amount contributed by employer

d Date collective bargaining agreement expires *(If employer contributes under more than one collective bargaining agreement, check box* ☐ *and see instructions regarding required attachment. Otherwise, enter the applicable date.)* Month _____ Day _____ Year _____

e Contribution rate information *(If more than one rate applies, check this box* ☐ *and see instructions regarding required attachment. Otherwise, complete lines 13e(1) and 13e(2).)*
(1) Contribution rate (in dollars and cents) _____
(2) Base unit measure: ☐ Hourly ☐ Weekly ☐ Unit of production ☐ Other (specify): _____

---

a Name of contributing employer

b EIN **c** Dollar amount contributed by employer

d Date collective bargaining agreement expires *(If employer contributes under more than one collective bargaining agreement, check box* ☐ *and see instructions regarding required attachment. Otherwise, enter the applicable date.)* Month _____ Day _____ Year _____

e Contribution rate information *(If more than one rate applies, check this box* ☐ *and see instructions regarding required attachment. Otherwise, complete lines 13e(1) and 13e(2).)*
(1) Contribution rate (in dollars and cents) _____
(2) Base unit measure: ☐ Hourly ☐ Weekly ☐ Unit of production ☐ Other (specify): _____

---

a Name of contributing employer

b EIN **c** Dollar amount contributed by employer

d Date collective bargaining agreement expires *(If employer contributes under more than one collective bargaining agreement, check box* ☐ *and see instructions regarding required attachment. Otherwise, enter the applicable date.)* Month _____ Day _____ Year _____

e Contribution rate information *(If more than one rate applies, check this box* ☐ *and see instructions regarding required attachment. Otherwise, complete lines 13e(1) and 13e(2).)*
(1) Contribution rate (in dollars and cents) _____
(2) Base unit measure: ☐ Hourly ☐ Weekly ☐ Unit of production ☐ Other (specify): _____

14 Enter the number of deferred vested and retired participants (inactive participants), as of the beginning of the plan year, whose contributing employer is no longer making contributions to the plan for:

a The current plan year. Check the box to indicate the counting method used to determine the number of inactive participants: ☐ last contributing employer ☐ alternative ☐ reasonable approximation (see instructions for required attachment)	**14a**	
b The plan year immediately preceding the current plan year. ☐ Check the box if the number reported is a change from what was previously reported (see instructions for required attachment)	**14b**	
c The second preceding plan year. ☐ Check the box if the number reported is a change from what was previously reported (see instructions for required attachment)	**14c**	

15 Enter the ratio of the number of participants under the plan on whose behalf no employer had an obligation to make an employer contribution during the current plan year to:

a The corresponding number for the plan year immediately preceding the current plan year	**15a**	
b The corresponding number for the second preceding plan year	**15b**	

16 Information with respect to any employers who withdrew from the plan during the preceding plan year:

a Enter the number of employers who withdrew during the preceding plan year	**16a**	
b If line 16a is greater than 0, enter the aggregate amount of withdrawal liability assessed or estimated to be assessed against such withdrawn employers	**16b**	

17 If assets and liabilities from another plan have been transferred to or merged with this plan during the plan year, check box and see instructions regarding supplemental information to be included as an attachment ☐

Part VI Additional Information for Single-Employer and Multiemployer Defined Benefit Pension Plans

18 If any liabilities to participants or their beneficiaries under the plan as of the end of the plan year consist (in whole or in part) of liabilities to such participants and beneficiaries under two or more pension plans as of immediately before such plan year, check box and see instructions regarding supplemental information to be included as an attachment ☐

19 If the total number of participants is 1,000 or more, complete lines (a) and (b):

a Enter the percentage of plan assets held as:
Public Equity: _____% Private Equity: _____% Investment-Grade Debt and Interest Rate Hedging Assets: _____%
High-Yield Debt: _____% Real Assets: _____% Cash or Cash Equivalents: _____% Other: _____%

b Provide the average duration of the Investment-Grade Debt and Interest Rate Hedging Assets:
☐ 0-5 years ☐ 5-10 years ☐ 10-15 years ☐ 15 years or more

20 **PBGC missed contribution reporting requirements.** If this is a multiemployer plan or a single-employer plan that is not covered by PBGC, skip line 20.

a Is the amount of unpaid minimum required contributions for all years from Schedule SB (Form 5500) line 40 greater than zero? ☐ Yes ☐ No

b If line 20a is "Yes," has PBGC been notified as required by ERISA sections 4043(c)(5) and/or 303(k)(4)? Check the applicable box:

☐ Yes.

☐ No. Reporting was waived under 29 CFR 4043.25(c)(2) because contributions equal to or exceeding the unpaid minimum required contribution were made by the 30th day after the due date.

☐ No. The 30-day period referenced in 29 CFR 4043.25(c)(2) has not yet ended, and the sponsor intends to make a contribution equal to or exceeding the unpaid minimum required contribution by the 30th day after the due date.

☐ No. Other. Provide explanation._____

Part VII IRS Compliance Questions

21a Does the plan satisfy the coverage and nondiscrimination tests of Code sections 410(b) and 401(a)(4) by combining this plan with any other plans under the permissive aggregation rules? ☐ Yes ☒ No

21b If this is a Code section 401(k) plan, check all boxes that apply to indicate how the plan is intended to satisfy the nondiscrimination requirements for employee deferrals and employer matching contributions (as applicable) under Code sections 401(k)(3) and 401(m)(2).

☐ Design-based safe harbor method

☐ "Prior year" ADP test

☐ "Current year" ADP test

☒ N/A

22 If the plan sponsor is an adopter of a pre-approved plan that received a favorable IRS Opinion Letter, enter the date of the Opinion Letter ___/___/_____ (MM/DD/YYYY) and the Opinion Letter serial number_____.

BOILERMAKERS NATIONAL ANNUITY TRUST

FINANCIAL STATEMENTS AND ERISA-REQUIRED SUPPLEMENTAL SCHEDULES

YEARS ENDED DECEMBER 31, 2025 AND 2024



CPAs | CONSULTANTS | WEALTH ADVISORS

CLAconnect.com

BOILERMAKERS NATIONAL ANNUITY TRUST
TABLE OF CONTENTS
YEARS ENDED DECEMBER 31, 2025 AND 2024

INDEPENDENT AUDITORS' REPORT	**1**
FINANCIAL STATEMENTS	
STATEMENTS OF NET ASSETS AVAILABLE FOR BENEFITS	**4**
STATEMENTS OF CHANGES IN NET ASSETS AVAILABLE FOR BENEFITS	**5**
NOTES TO FINANCIAL STATEMENTS	**6**
ADDITIONAL INFORMATION	
SCHEDULES OF ADMINISTRATIVE EXPENSES	**16**
ERISA-REQUIRED SUPPLEMENTAL SCHEDULES (ATTACHMENTS TO FORM 5500)	
SCHEDULE H, LINE 4i—SCHEDULE OF ASSETS (HELD AT END OF YEAR)	**17**
SCHEDULE H, LINE 4j—SCHEDULE OF REPORTABLE TRANSACTIONS	**96**

CliftonLarsonAllen LLP
CLAconnect.com

INDEPENDENT AUDITORS' REPORT

Board of Trustees
Boilermakers National Annuity Trust
Kansas City, Missouri

Report on the Audit of the Financial Statements

Opinion

We have audited the accompanying financial statements of Boilermakers National Annuity Trust, an employee benefit plan subject to the Employee Retirement Income Security Act of 1974 (ERISA), which comprise the statements of net assets available for benefits as of December 31, 2025 and 2024, and the related statements of changes in net assets available for benefits for the years then ended, and the related notes to the financial statements.

In our opinion, the financial statements referred to above present fairly, in all material respects, the net assets available for benefits of Boilermakers National Annuity Trust as December 31, 2025 and 2024, and the changes in its net assets available for benefits for the years then ended, in accordance with accounting principles generally accepted in the United States of America.

Basis for Opinion

We conducted our audits in accordance with auditing standards generally accepted in the United States of America (GAAS). Our responsibilities under those standards are further described in the Auditors' Responsibilities for the Audit of the Financial Statements section of our report. We are required to be independent of Boilermakers National Annuity Trust and to meet our other ethical responsibilities in accordance with the relevant ethical requirements relating to our audits. We believe that the audit evidence we have obtained is sufficient and appropriate to provide a basis for our audit opinion.

Responsibilities of Management for the Financial Statements

Management is responsible for the preparation and fair presentation of the financial statements in accordance with accounting principles generally accepted in the United States of America, and for the design, implementation, and maintenance of internal control relevant to the preparation and fair presentation of financial statements that are free from material misstatement, whether due to fraud or error.

In preparing the financial statements, management is required to evaluate whether there are conditions or events, considered in the aggregate, that raise substantial doubt about Boilermakers National Annuity Trust's ability to continue as a going concern within one year after the date that the financial statements are available to be issued.

CLA (CliftonLarsonAllen LLP) is an independent network member of CLA Global. See CLAglobal.com/disclaimer.

Management is also responsible for maintaining a current plan instrument, including all plan amendments, administering the plan, and determining that the plan's transactions that are presented and disclosed in the financial statements are in conformity with the plan's provisions, including maintaining sufficient records with respect to each of the participants, to determine the benefits due or which may become due to such participants.

Auditors' Responsibilities for the Audit of the Financial Statements

Our objectives are to obtain reasonable assurance about whether the financial statements as a whole are free from material misstatement, whether due to fraud or error, and to issue an auditors' report that includes our opinion. Reasonable assurance is a high level of assurance but is not absolute assurance and therefore is not a guarantee that an audit conducted in accordance with GAAS will always detect a material misstatement when it exists. The risk of not detecting a material misstatement resulting from fraud is higher than for one resulting from error, as fraud may involve collusion, forgery, intentional omissions, misrepresentations, or the override of internal control. Misstatements are considered material if there is a substantial likelihood that, individually or in the aggregate, they would influence the judgment made by a reasonable user based on the financial statements.

In performing an audit in accordance with GAAS, we:

- Exercise professional judgment and maintain professional skepticism throughout the audit.

- Identify and assess the risks of material misstatement of the financial statements, whether due to fraud or error, and design and perform audit procedures responsive to those risks. Such procedures include examining, on a test basis, evidence regarding the amounts and disclosures in the financial statements.

- Obtain an understanding of internal control relevant to the audit in order to design audit procedures that are appropriate in the circumstances, but not for the purpose of expressing an opinion on the effectiveness of Boilermakers National Annuity Trust's internal control. Accordingly, no such opinion is expressed.

- Evaluate the appropriateness of accounting policies used and the reasonableness of significant accounting estimates made by management, as well as evaluate the overall presentation of the financial statements.

- Conclude whether, in our judgment, there are conditions or events, considered in the aggregate, that raise substantial doubt about Boilermakers National Annuity Trust's ability to continue as a going concern for a reasonable period of time.

We are required to communicate with those charged with governance regarding, among other matters, the planned scope and timing of the audit, significant audit findings, and certain internal control related matters that we identified during the audit.

Supplementary Information

Our audits were conducted for the purpose of forming an opinion on the financial statements as a whole. The supplemental schedules of administrative expenses for the years ended December 31, 2025 and 2024 are presented for purposes of additional analysis and are not a required part of the financial statements. Such information is the responsibility of management and was derived from and relates directly to the underlying accounting and other records used to prepare the financial statements. The information has been subjected to the auditing procedures applied in the audits of the financial statements and certain additional procedures, including comparing and reconciling such information directly to the underlying accounting and other records used to prepare the financial statements or to the financial statements themselves, and other additional procedures in accordance with GAAS.

Supplemental Schedules Required by ERISA

Our audits were conducted for the purpose of forming an opinion on the financial statements as a whole. The supplemental schedule of assets (held at end of year) and schedule of reportable transactions as of or for the year ended December 31, 2025 are presented for purposes of additional analysis and are not a required part of the financial statements but are supplementary information required by the Department of Labor's Rules and Regulations for Reporting and Disclosure under ERISA. Such information is the responsibility of management and was derived from and relates directly to the underlying accounting and other records used to prepare the financial statements. The information has been subjected to the auditing procedures applied in the audits of the financial statements and certain additional procedures, including comparing and reconciling such information directly to the underlying accounting and other records used to prepare the financial statements or to the financial statements themselves, and other additional procedures in accordance with GAAS.

In forming our opinion on the supplemental schedules, we evaluated whether the supplemental schedules, including their form and content, are presented in conformity with the Department of Labor's Rules and Regulations for Reporting and Disclosure under ERISA.

In our opinion, the information in the accompanying schedules are fairly stated, in all material respects, in relation to the financial statements as a whole, and the form and content is presented in conformity with the Department of Labor's Rules and Regulations for Reporting and Disclosure under ERISA.

CliftonLarsonAllen LLP

CliftonLarsonAllen LLP

Minneapolis, Minnesota
July 29, 2026

BOILERMAKERS NATIONAL ANNUITY TRUST
STATEMENTS OF NET ASSETS AVAILABLE FOR BENEFITS
DECEMBER 31, 2025 AND 2024

	2025	2024
ASSETS		
INVESTMENTS (at Fair Value)		
Temporary Cash	$ 38,523,639	$ 19,720,011
Money Market Funds	510,297	7,539,944
U.S. Government and Government Agency Obligations	42,259,857	41,732,589
Municipal Bonds	119,130,407	120,534,331
Corporate Obligations	149,663,716	138,217,685
Corporate Stock - Domestic	99,345,511	88,701,626
Corporate Stock - Foreign	71,219,311	64,412,380
Collective Trust Funds	747,566,639	667,095,263
103-12 Investment Entity	58,428,959	55,887,435
Total	1,326,648,336	1,203,841,264
Securities on Loan:		
U.S. Government and Government Agency Obligations	40,647,570	27,060,733
Corporate Obligations	17,301,931	12,907,466
Corporate Stock - Domestic	9,714,810	11,636,382
Total	67,664,311	51,604,581
Fair Value of Collateral Held for Securities on Loan	69,212,066	52,828,114
Total Investments	1,463,524,713	1,308,273,959
RECEIVABLES		
Contributions Due from Employers	4,997,000	5,257,000
Due from Broker	188,850	573,339
Interest and Dividends	4,396,150	3,922,248
Notes Receivable from Participants	11,670,522	11,733,232
Futures Contracts (Net)	4,642	-
Other Assets	20,698	1,047,265
Due from Related Organizations	1,879,851	1,834,200
Total Receivables	23,157,713	24,367,284
CASH	877,994	1,322,205
Total Assets	1,487,560,420	1,333,963,448
LIABILITIES		
LIABILITIES		
Accounts Payable and Accrued Liabilities	1,291,159	1,919,891
Due to Broker	99,668	460,949
Liability to Return Collateral Held for Securities on Loan	69,212,066	52,828,114
Futures Contracts (Net)	-	1,044,561
Due to Related Organizations	2,028,344	1,955,033
Total Liabilities	72,631,237	58,208,548
NET ASSETS AVAILABLE FOR BENEFITS	$ 1,414,929,183	$ 1,275,754,900

See accompanying Notes to Financial Statements.

BOILERMAKERS NATIONAL ANNUITY TRUST
STATEMENTS OF CHANGES IN NET ASSETS AVAILABLE FOR BENEFITS
YEARS ENDED DECEMBER 31, 2025 AND 2024

	2025	2024
ADDITIONS:		
INVESTMENT INCOME		
Net Appreciation in Fair Value of Investments	$ 132,479,516	$ 83,869,028
Interest	16,818,335	15,684,616
Dividends	5,469,969	5,029,457
Securities Lending Income	55,848	56,252
Other	467,358	218,145
Total Investment Income	155,291,026	104,857,498
Less: Investment Expenses	(4,260,127)	(4,036,581)
Net Investment Income	151,030,899	100,820,917
EMPLOYER CONTRIBUTIONS	96,238,542	83,199,184
OTHER INCOME	871,468	777,411
Total Additions	248,140,909	184,797,512
DEDUCTIONS:		
DISTRIBUTIONS PAID TO PARTICIPANTS	104,885,005	107,866,275
ADMINISTRATIVE EXPENSES	4,081,621	3,805,087
Total Deductions	108,966,626	111,671,362
NET INCREASE	139,174,283	73,126,150
NET ASSETS AVAILABLE FOR BENEFITS:		
Beginning of Year	1,275,754,900	1,202,628,750
End of Year	$ 1,414,929,183	$ 1,275,754,900

See accompanying Notes to Financial Statements.

NOTE 1 SUMMARY OF SIGNIFICANT ACCOUNTING POLICIES

Basis of Accounting

The accompanying financial statements of Boilermakers National Annuit Trust (the Plan) are prepared using the accrual basis of accounting in accordance with accounting principles generally accepted in the United States of America.

Fair Value Measurements

The Plan categorizes its assets and liabilities measured at fair value into a three-level hierarchy based on the priority of the inputs to the valuation technique used to determine fair value. That framework provides a fair value hierarchy that prioritizes the inputs to valuation techniques used to measure fair value. The hierarchy gives the highest priority to unadjusted quoted prices in active markets for identical assets or liabilities (Level 1 measurements) and the lowest priority to unobservable inputs (Level 3 measurements).

The three levels of the fair value hierarchy are described as follows:

Level 1 – Inputs to the valuation methodology are unadjusted quoted prices for identical assets or liabilities in active markets that the Plan has the ability to access.

Level 2 – Inputs other than quoted prices included within Level 1 that are observable for the asset or liability, either directly or indirectly, such as:

- quoted prices for similar assets or liabilities in active markets;
- quoted prices for identical or similar assets or liabilities in inactive markets;
- inputs other than quoted prices that are observable for the asset or liability;
- inputs that are derived principally from or corroborated by observable market data by correlation or other means.

If the asset or liability has a specified (contractual) term, the Level 2 input must be observable for substantially the full term of the asset or liability.

Level 3 – Inputs to the valuation methodology are unobservable and significant to the fair market value measurement.

The asset or liability's fair value measurement level within the fair value hierarchy is based on the lowest level of any input that is significant to the fair value measurement. Valuation techniques used need to maximize the use of observable inputs and minimize the use of unobservable inputs. There have been no changes in the valuation methodologies used at December 31, 2025 and 2024.

NOTE 1 SUMMARY OF SIGNIFICANT ACCOUNTING POLICIES (CONTINUED)

Investment Valuation and Income Recognition

The Plan's investments are valued at fair value. Fair value is the price that would be received to sell an asset or paid to transfer a liability in an orderly transaction between market participants at the measurement date.

Temporary Cash – The value of temporary cash held in short-term investment funds is based on quoted prices for similar assets in active markets.

Money Market Funds – The fair value of the money market funds is valued at cost which approximates fair value.

U.S. Government and Government Agency Obligations – The fair value of U.S. Government and Government Agency obligations is generally determined using a market-based model in which valuation consideration is given to yield or price of comparable securities, coupon rate, maturity, credit quality and dealer-provided prices.

Municipal Bonds – The fair value of municipal bonds is generally determined using a market-based model in which valuation consideration is given to yield or price of comparable securities, coupon rate, maturity, credit quality and dealer-provided prices.

Corporate Obligations – The fair value of corporate bonds and notes is generally determined using a market-based model in which valuation consideration is given to yield or price of comparable securities, coupon rate, maturity, credit quality and dealer provided prices.

Corporate Stock – Domestic and Foreign – The fair value of corporate stock is generally based on quoted market prices in active markets.

Collective Trust Funds – The fair value of the collective trust funds are valued based on the net asset value (NAV) of units. The NAV is based on the fair value of the underlying investments held by the collective trust funds less their liabilities. NAV is a readily determinable fair value and is the basis for current transactions.

103-12 Investment Entity – The fair value of the 103-12 investment entity is valued based on the NAV of units. The NAV is based on the fair value of the underlying investments held by the fund less their liabilities. NAV is a readily determinable fair value and is the basis for current transactions.

Collateral Held for Securities on Loan – The fair value of the collateral held for securities on loan is valued based on the NAV of units. The NAV is based on the fair value of the underlying investments held by the collateral held for securities on loan less its liabilities. NAV is a readily determinable fair value and is the basis for current transactions.

NOTE 1 SUMMARY OF SIGNIFICANT ACCOUNTING POLICIES (CONTINUED)

Investment Valuation and Income Recognition (Continued)

Purchases and sales of securities are recorded on a trade-date basis. Interest income is recorded on the accrual basis. Dividends are recorded on the ex-dividend date. Net appreciation (depreciation) includes the Plan's gains and losses on investments bought and sold as well as held during the year.

Contributions Receivable

Employer contributions due but not paid at year-end are recorded as employer contributions receivable. Delinquent employer contributions and employer contributions due as a result of payroll audits have been recorded net of an allowance equal to the amount due because collectability is uncertain. Therefore, contributions due as a result of payroll audits and delinquent contributions are recorded when received.

The estimate for expected credit losses considers historical loss experience, current economic conditions, and forward-looking information, including factors such as payment history, employer financial condition, and labor trends. As of December 31, 2025 and 2024, the allowance for credit losses was insignificant.

Benefit Payments

Benefit payments to participants are recorded upon distribution.

Estimates

The preparation of financial statements in conformity with accounting principles generally accepted in the United States of America requires management to make estimates and assumptions that affect certain reported amounts of assets and liabilities and disclosures of contingent assets and liabilities in the financial statements and the amounts of revenues and expenses during the reporting period. Actual results could differ from those estimates.

Subsequent Events

July 29, 2026July 29, 2026July 29, 2026 In preparing these financial statements, the Plan has evaluated events and transactions for potential recognition or disclosure through July 29, 2026, the date the financial statements were available to be issued.

NOTE 2 DESCRIPTION OF THE PLAN

The following description of the Plan provides only general information. Participants should refer to the Plan document for a more complete description of the Plan's provisions.

NOTE 2 DESCRIPTION OF PLAN (CONTINUED)

General

The Plan was established on November 1, 1985, for the purpose of providing annuity benefits to eligible participants who are represented by the International Brotherhood of Boilermakers, Iron Ship Builders, Blacksmiths, Forgers, and Helpers. The Board of Trustees is responsible for the oversight of the Plan. The Plan is a collectively bargained multi-employer defined contribution plan and is subject to the provisions of the Employee Retirement Income Security Act of 1974 (ERISA), as amended.

Recordkeeping Services

The Plan contracts with Empower Annuity Insurance Company of America to provide recordkeeping services on its behalf. Recordkeeping service fees paid during the years ended December 31, 2025 and 2024 totaled $986,431 and $845,206, respectively.

Participant Accounts and Vesting

Plan participants include current and retired employees of employers who are signatory to collective bargaining agreements that require contributions to be made to the Plan. An individual account is set up for each employee when the first contribution is received on their behalf. Participant accounts are credited with Employer contributions and a proportionate allocable share of the Plan's investment income and expenses.

Each individual account is valued daily in accordance with the following formula:

The amount in the individual account on the last valuation date:

Plus:

- Any loan payments, both principal and interest,
- Contributions on behalf of the participant, and
- The amount credited for qualified military service.

Less:

- Loans, distributions, and unpaid late fees.

Change in Plan value (appreciation/depreciation):

- A proportionate share of the change in the daily value of Plan assets, including Plan expenses, dividends, interest, market fluctuation, etc.

The benefit to which a participant is entitled is the benefit that can be provided from the participant's vested account. An employee is always 100% vested in the amount in their individual account.

NOTE 2 DESCRIPTION OF PLAN (CONTINUED)

Crediting Account

The Plan maintains a Crediting Account made up of Employer contributions, forfeitures, and other miscellaneous unallocated Plan assets. Effective April 1, 2024, the Crediting Account will be used to fund amounts the Plan pays for Qualified Military Service, payment of general administrative expenses, and other purposes as determined by the Trustees, but will not be used to fund delinquent Employer Contributions. The Crediting Account had a balance of $510,297 and $7,539,944 at December 31, 2025 and 2024, respectively.

Payment of Benefits

A participant of the Plan shall be entitled to a distribution of their account balance upon satisfying one of the following requirements: (1) participant has retired and attained age 55; (2) participant has separated from service at the end of a 12 consecutive-month period ending after December 31, 2006, in which the participant performed no work; (3) participant is disabled; (4) participant was impacted by a qualified disaster; or (5) participant is subject to a required minimum distribution.

In the event of the participant's death, the account balance will be distributed to the participant's surviving spouse; otherwise, the account balance will be distributed to the designated beneficiary or beneficiaries. Alternatively, if the surviving spouse and participant completed a Qualified Pre-Retirement Survivor Annuity rejection form prior to the participant's death, the death benefit will be distributed according to the participant's beneficiary designation or, if none, according to the following order of priority:

- The participant's surviving spouse (without regard to the length of the marriage) or, if none,
- The participant's surviving children in equal shares, or, if none,
- The participant's surviving grandchildren in equal shares, or, if none,
- The participant's surviving parents in equal shares, or, if none,
- The participant's surviving brothers and sisters in equal shares, or, if none,
- The participant's estate.

Effective June 1, 2025, the order of priority was updated to the following:

- The participant's surviving spouse (without regard to the length of the marriage) or, if none,
- The participant's estate.

NOTE 2 DESCRIPTION OF PLAN (CONTINUED)

Notes Receivable from Participants

Participants may apply for a loan against their accounts. The minimum loan available is $1,000. The maximum loan that can be made is the lesser of $50,000 reduced by the maximum outstanding loan balance, if any, during the 12-month period ending on the day before the loan is taken or 50% of the balance in the participant's account. The loan and any accrued interest must be entirely repaid within five years (20 years for the purchase of a principal residence) from the date of the loan. The rate of interest will be equivalent to the prime interest rate plus one point, as published on the Federal Reserve website. Effective January 1, 2025 the rate is determined by the Plan's recordkeeper, on the first business day of the month in which the loan is processed.

In the event any loan has not been repaid with accrued interest in a timely manner, the defaulted loan is deemed a distribution to the participant, and the Plan is required to report the unpaid principal and late charges to the Internal Revenue Service (IRS) as taxable income. As of December 31, 2025 and 2024, the interest rate on loans ranged from 4.25% to 9.50%.

NOTE 3 PLAN TERMINATION

The trustees have the right to discontinue or terminate the Plan. Termination shall not permit any part of the Plan assets to be used for, or diverted to, purposes other than the exclusive benefit of the participants. In the event of termination of the Plan, the assets then remaining, after providing for the expenses of the Plan and for the payment of any account balance previously approved, shall be distributed among the participants. Each participant shall receive that part of the total remaining assets in the same ratio as his account balance as a percentage of account balances of all participants.

NOTE 4 TAX STATUS

The Plan obtained its latest determination letter, dated February 11, 2016, in which the IRS stated that the Plan, as then designed, was in compliance with the applicable requirements under Section 401(a) of the Internal Revenue Code (IRC) and was, therefore, exempt from federal income taxes under the provisions of Section 501(a). The Plan's administrator and the Plan's counsel believe that the Plan is currently designed and being operated in compliance with applicable requirements of the IRC. Therefore, they believe that the Plan was qualified, and the related trust was tax exempt as of the financial statement date.

Accounting principles generally accepted in the United States of America require management to evaluate the tax positions taken by the Plan and recognize a tax liability if the Plan has taken an uncertain position that more likely than not would not be sustained upon examination by the IRS. The Plan is subject to routine audits by the taxing jurisdictions; however, there are currently no audits for any tax periods in progress.

NOTE 5 FUNDING POLICY

Participating employers contribute such amounts as are specified in their collective bargaining agreements.

NOTE 6 FAIR VALUE OF INVESTMENTS

Assets and liabilities measured at fair value on a recurring basis, based on their fair value hierarchy at December 31 are as follows:

	2025			
	Level 1	Level 2	Level 3	Total
Assets:				
Temporary Cash	$ -	$ 38,523,639	$ -	$ 38,523,639
Money Market Funds	510,297	-	-	510,297
U.S. Government and Government Agency Obligations	-	82,907,427	-	82,907,427
Municipal Bonds	-	119,130,407	-	119,130,407
Corporate Obligations	-	166,965,647	-	166,965,647
Corporate Stock - Domestic	109,060,321	-	-	109,060,321
Corporate Stock - Foreign	71,219,311	-	-	71,219,311
Collective Trust Funds	-	747,566,639	-	747,566,639
103-12 Investment Entity	-	58,428,959	-	58,428,959
Collateral Held for Securities on Loan	-	69,212,066	-	69,212,066
Total Investments in Fair Value Hierarchy	$ 180,789,929	$ 1,282,734,784	$ -	$ 1,463,524,713
Liabilities:				
Liability to Return Collateral Held for Securities on Loan	$ -	$ 69,212,066	$ -	$ 69,212,066

	2024			
	Level 1	Level 2	Level 3	Total
Assets:				
Temporary Cash	$ -	$ 19,720,011	$ -	$ 19,720,011
Money Market Funds	7,539,944	-	-	7,539,944
U.S. Government and Government Agency Obligations	-	68,793,322	-	68,793,322
Municipal Bonds	-	120,534,331	-	120,534,331
Corporate Obligations	-	151,125,151	-	151,125,151
Corporate Stock - Domestic	100,338,008	-	-	100,338,008
Corporate Stock - Foreign	64,412,380	-	-	64,412,380
Collective Trust Funds	-	667,095,263	-	667,095,263
103-12 Investment Entity	-	55,887,435	-	55,887,435
Collateral Held for Securities on Loan	-	52,828,114	-	52,828,114
Total Investments in Fair Value Hierarchy	$ 172,290,332	$ 1,135,983,627	$ -	$ 1,308,273,959
Liabilities:				
Liability to Return Collateral Held for Securities on Loan	$ -	$ 52,828,114	$ -	$ 52,828,114

NOTE 7 ADMINISTRATIVE EXPENSES

The operation of the Plan is conducted jointly with the Boilermakers National Health and Welfare Fund (Health and Welfare Plan) and the Boilermaker-Blacksmith National Pension Trust (Pension Trust) under the general supervision of the Joint Committee on Administration made up of trustees from each of the funds.

The Plan, the Health and Welfare Plan, and the Pension Trust are charged individually for specifically identified expenses. Other expenses are allocated based on estimated usage.

NOTE 7 ADMINISTRATIVE EXPENSES (CONTINUED)

Common administrative expenses and federal tax withholdings from annuity benefit payments are paid initially by the Pension Trust and are reimbursed by the Plan. Total reimbursements paid to the Pension Trust during the years ended December 31, 2025 and 2024 were approximately $1,267,645 and $1,056,802, respectively.

NOTE 8 SECURITIES LENDING

The Plan has entered into a securities lending agreement with the bank that acts as custodian for the Plan's investments. The bank must obtain collateral from the borrower in the form of cash, government securities, or irrevocable letters of credit drawn on domestic and foreign banks. Both the collateral and the securities loaned are marked to market on a daily basis so that all loaned domestic and global securities are fully collateralized. Domestic securities and nondomestic securities are initially collateralized at 102%. In the event the collateral held falls below 102% for domestic securities and 105% for nondomestic securities, additional collateral will be required. In the event that the loaned securities are not returned by the borrower, the bank will credit the Plan's accounts with cash equal to the fair value of the loaned securities.

During the time the securities are on loan, the Plan will continue to receive the interest or dividends or amounts equivalent thereto on the loaned securities. The right to terminate the loan is given to both the lenders and the borrowers, subject to appropriate notice.

Upon termination of the loan, the borrowers will return to the lenders securities identical to the loaned securities, and the collateral held by the lenders will be returned to the borrowers. In the event that the loaned securities are not returned by the borrower, the bank will, at its own expense, either replace the loaned securities or, if unable to purchase those securities on the open market, credit the Plan's accounts with cash equal to the fair value of the loaned securities.

The Lending Agents are authorized to invest and reinvest any and all cash collateral. Cash collateral may be invested in accordance with the investment guidelines set forth in the securities lending agreement. During the years ended December 31, 2025 and 2024, securities purchased with cash collateral appreciated in value by $-0-.

The fair value, unrealized losses, and liability to return securities lending collateral are as follows:

	Years Ended December 31,	
	2025	2024
Liability to Return Collateral	$ 69,212,066	$ 52,828,114
Market Adjustment	-	-
Fair Value of Collateral	$ 69,212,066	$ 52,828,114

NOTE 8 SECURITIES LENDING (CONTINUED)

Although the Plan's securities lending activities are collateralized as described above and although the terms of the securities lending agreement with the custodial bank require the bank to comply with governmental rules and regulations related to the lending of securities held by ERISA plans, the securities lending program involves both market and credit risk. In this context, market risk refers to the possibility that the borrowers of securities will be unable to collateralize their loan upon a sudden material change in the fair value of the loaned securities or the collateral or that the bank's investment of cash collateral received from the borrowers of the Plan's securities may be subject to unfavorable market fluctuations. Credit risk refers to the possibility that counterparties involved in the securities lending program may fail to perform in accordance with the terms of their contract.

The Plan and the bank each receive a percentage of the net revenue derived from securities lending activities. The Plan earned $55,848 and $56,252 during the years ended December 31, 2025 and 2024, respectively, in connection with the securities lending program.

Securities on loan to third parties totaling $67,664,311 and $51,604,581 as of December 31, 2025 and 2024, respectively, have been segregated from other investments on the statements of net assets available for benefits. Collateral held for securities on loan of $69,212,066 and $52,828,114 as of December 31, 2025 and 2024, respectively, and a corresponding liability to return the collateral of $69,212,066 and $52,828,114 as of December 31, 2025 and 2024, respectively. In addition, the Plan holds collateral in the form of securities in which the Plan is not allowed to reinvest or re-pledge the collateral and is not included in the statements of net assets available for benefits.

NOTE 9 DERIVATIVE FINANCIAL INSTRUMENTS

As part of the total investment strategy and to meet the primary objectives established by the trustees, certain Plan investment managers utilize derivative financial instruments. Risks associated with derivatives vary widely, but generally may be categorized as market risk, credit risk and interest rate risk. Market risk is defined as that risk associated with fluctuations in market price. Credit risk is defined as that risk associated with an entity not paying. Interest rate risk is defined as that risk associated with fluctuations in the interest rate.

The Plan has entered into future contracts to gain synthetic market exposure for transactional and unallocated cash. A futures contract is purchased or sold on margin with the margin being settled on a daily basis. The change in the fair value of the futures contracts each day represents the margin variation to be paid or received.

The notional value of derivative positions is detailed in the accompanying tables. In addition, derivatives with a positive mark-to-market valuation are listed under the Gross Derivative Asset column. In turn, derivatives with a negative mark-to-market valuation are listed under the Gross Derivative Liability column. The net position of derivative instruments is reported as assets or liabilities in the statements of net assets available for benefits.

NOTE 9 DERIVATIVE FINANCIAL INSTRUMENTS (CONTINUED)

The following tables present derivative investments held as of December 31:

	2025			
Derivative Type	Notional/ Contractual Amount	Gross Derivative Asset	Gross Derivative Liability	Net
Futures	$ 33,394,052	$ 3,314,704	$ 3,310,062	$ 4,642

	2024			
Derivative Type	Notional/ Contractual Amount	Gross Derivative Asset	Gross Derivative Liability	Net
Futures	$ 28,451,856	$ 7,958,096	$ 9,002,657	$ (1,044,561)

Gains or losses resulting from changes in the fair value of derivative instruments are reflected in net appreciation (depreciation) in fair value of investments on the statements of changes in net assets available for benefits.

The gains or losses by derivative type for the full years ended December 31, 2025 and 2024 are captured in the following table:

Derivative Type	2025	2024
Futures	$ 1,179,186	$ (535,865)

NOTE 10 RISKS AND UNCERTAINTIES

The Plan invests in a variety of investments. In general, investments are exposed to various risks, such as interest rate, credit, and overall market volatility risk. Due to the level of risk associated with certain investments, it is reasonably possible that changes in the values of the investments will occur in the near term and that such changes could materially affect participants' account balances, and the amounts reported in the statements of net assets available for benefits.

BOILERMAKERS NATIONAL ANNUITY TRUST
SCHEDULES OF ADMINISTRATIVE EXPENSES
YEARS ENDED DECEMBER 31, 2025 AND 2024
(SEE INDEPENDENT AUDITORS' REPORT)

	2025	2024
DIRECT AND ALLOCATED ADMINISTRATIVE EXPENSES		
Computer Hardware and Software Expenses	$ 78,157	$ 81,494
Employee Benefits	601,905	488,160
Equipment and Building Rent	116,272	124,085
Insurance	22,270	34,645
Management Travel and Meeting Expenses	13,257	23,529
Office Supplies and Equipment	112,010	71,740
Outside Services and Contract Labor	18,155	36,082
Payroll Taxes	25,449	9,836
Salaries	425,907	391,876
Total Direct and Allocated Administrative Expenses	1,413,382	1,261,447
PROFESSIONAL FEES AND OTHER EXPENSES		
Actuarial and Consulting Fees	59,439	38,792
Administrative Fees	859,956	857,498
Audit and Accounting Fees:		
Financial Audit Fees	64,046	62,119
Payroll Audit Fees	330,480	326,400
Fiduciary Insurance	212,048	186,004
Legal Fees	120,871	205,562
Recordkeeping Services	986,431	845,206
Trustee Travel Expenses	34,968	22,059
Total Professional Fees and Other Expenses	2,668,239	2,543,640
Total Administrative Expenses	$ 4,081,621	$ 3,805,087

BOILERMAKERS NATIONAL ANNUITY TRUST
E.I.N. 48-1029345 PLAN NO. 001
SCHEDULE H, LINE 4i—SCHEDULE OF ASSETS (HELD AT END OF YEAR)
DECEMBER 31, 2025

(a)	(b) Identity of Issue, Borrower, Lessor or Similar Party	(c) Description of Investment	(d) Cost Value	(e) Current Value
	Various	Various - See Attached	$ 1,123,177,374	$ 1,387,333,062
	Goldman Sachs	Financial Square Govt #465	510,297	510,297
	JP Morgan Chase Bank	Invested Cash	6,469,288	6,469,288
	JP Morgan Chase Bank	Securities Lending Cash Collateral Pool	69,212,066	69,212,066
*	Participants	Participant Loans Rates from 4.25% - 9.50%	-	11,670,522
			$ 1,199,369,025	$ 1,475,195,235

** Indicates Party-in-Interest*

BOILERMAKERS NATIONAL ANNUITY TRUST
E.I.N. 48-1029345 PLAN NO. 001
SCHEDULE H, LINE 4i—SCHEDULE OF ASSETS (HELD AT END OF YEAR) (CONTINUED)
DECEMBER 31, 2025

FD491 PAGE 7
SCHEDULE H (FORM 5500 - 4I-1) BANK OF LABOR - MONTHLY C 18661
SCHEDULE OF ASSETS HELD FOR
INVESTMENT PURPOSES AT END OF YEAR BASE CURRENCY: USD AS OF DECEMBER 31,2025

IDENTITY OF ISSUE, BORROWER, LESSOR	DESCRIPTION OF INVESTMENT	COST	CURRENT VALUE
	SHARES / PAR		
4812C2239 JPMORGAN US TREASURY PLUS MONEY MARKET F	MONTHLY VARIABLE 12/31/2049 219,161.930	219,162	219,162
TOTAL INTEREST-BEARING CASH (INCLUDING MM ACCTS & CD)		33,939,813	33,939,813
U.S. GOVERNMENT SECURITIES			
30767EAF6 FARM CREDIT BANK OF TEXAS CALLABLE NOTES	QUARTERLY 7.000% 09/15/2174 1,000,000.000	1,028,100	1,030,629
3130ANZD6 FEDERAL HOME LOAN BANKS CALLABLE BOND ST	SEMI-ANN. FLOATING 09/30/2031 1,210,000.000	1,066,651	1,119,403
3134GWT30 FEDERAL HOME LOAN MORTGAGE CORP CALLABLE	SEMI-ANN. 1.250% 09/29/2031 1,240,000.000	1,020,024	1,069,459
31288RHT9 FHLMC MORTPASS ARM 01/OCT/2055 84 PN# E4	MONTHLY FLOATING 10/01/2055 653,975.210	655,099	656,652
3137ASDR2 FHLMC REMICS 4076 CA 2% 15/OCT/2041	MONTHLY 2.000% 10/15/2041 159,176.340	158,530	152,021
3137ATLD2 FHLMC REMICS 4097 KA 2% 15/SEP/2031	MONTHLY 2.000% 09/15/2031 12,649.850	12,636	12,585
3137AXR88 FHLMC REMICS 4153 DC 1.75% 15/MAY/2041	MONTHLY 1.750% 05/15/2041 54,332.250	53,286	52,405
3137B12D3 FHLMC REMICS 4162 UC 1.5% 15/SEP/2027	MONTHLY 1.500% 09/15/2027 .020	0	0
3137FUMH3 FHLMC REMICS 4988 BA 1.5% 25/JUN/2050	MONTHLY 1.500% 06/25/2050 .010	0	0
3137F6XW2 FHLMC REMICS 5041 JE 1.25% 25/MAR/2049	MONTHLY 1.250% 03/25/2049 462,208.680	398,222	383,400
3137H6YK5 FHLMC REMICS 5213 NA 3.5% 25/APR/2048	MONTHLY 3.500% 04/25/2048 614,812.260	613,732	603,254
3137HJRP4 FHLMC REMICS 5501 NV 5.5% 25/DEC/2035	MONTHLY 5.500% 12/25/2035 756,670.410	764,835	778,031
3137HJTX5 FHLMC REMICS 5507 LV 5.5% 25/DEC/2035	MONTHLY 5.500% 12/25/2035 458,971.020	464,977	470,556

JPMorgan Investor Services J.P.Morgan

BOILERMAKERS NATIONAL ANNUITY TRUST
E.I.N. 48-1029345 PLAN NO. 001
SCHEDULE H, LINE 4i—SCHEDULE OF ASSETS (HELD AT END OF YEAR) (CONTINUED)
DECEMBER 31, 2025

FD491 PAGE 9
SCHEDULE H (FORM 5500 - 42-1) BANK OF LABOR - MONTHLY C 18661
SCHEDULE OF ASSETS HELD FOR
INVESTMENT PURPOSES AT END OF YEAR BASE CURRENCY: USD AS OF DECEMBER 31,2025

IDENTITY OF ISSUE, BORROWER, LESSOR	DESCRIPTION OF INVESTMENT	COST	CURRENT VALUE
	SHARES / PAR		
3137HLAD4 FHLMC REMICS 5537 V 5% 25/APR/2036	MONTHLY 5.000% 04/25/2036 400,426.960	398,503	406,882
3128PT7C3 FHLMCGLD MORTPASS 4% 01/FEB/2026 J1 PN#	MONTHLY 4.000% 02/01/2026 419.090	449	418
31418AYA0 FNMA MORTPASS 2% 01/JUL/2028 CJ PN# MA16	MONTHLY 2.000% 07/01/2028 23,503.100	23,380	22,985
31418AWQ7 FNMA MORTPASS 3% 01/AUG/2028 CW PN# MA15	MONTHLY 3.000% 08/01/2028 46,231.130	47,445	45,761
31418B6K7 FNMA MORTPASS 3% 01/JUL/2046 CK PN# MA26	MONTHLY 3.000% 07/01/2046 68,378.880	66,368	60,905
31393ENN5 FNMA REMICS 2003-84 CG 4.25% 25/SEP/2033	MONTHLY 4.250% 09/25/2033 15,051.540	14,825	15,064
3136A0NN3 FNMA REMICS 2011-71 PA 3.5% 25/AUG/2026	MONTHLY 3.500% 08/25/2026 .020	0	0
3136A8EG1 FNMA REMICS 2012-104 KB 1.5% 25/SEP/2027	MONTHLY 1.500% 09/25/2027 98,646.200	93,489	97,125
3136A5HW9 FNMA REMICS 2012-31 PA 2% 25/APR/2041	MONTHLY 2.000% 04/25/2041 .080	0	0
3136A5BB1 FNMA REMICS 2012-40 PA 2% 25/SEP/2040	MONTHLY 2.000% 09/25/2040 46,036.760	45,950	45,346
3136A6RP1 FNMA REMICS 2012-61 KD 2.5% 25/DEC/2041	MONTHLY 2.500% 12/25/2041 21,359.840	21,226	20,909
3136AGYJ0 FNMA REMICS 2013-117 PA 4% 25/FEB/2043	MONTHLY 4.000% 02/25/2043 12,524.760	13,441	12,477
3136AE3K1 FNMA REMICS 2013-69 HP 2% 25/MAY/2043	MONTHLY 2.000% 05/25/2043 161,368.970	160,461	146,499
3136ALX22 FNMA REMICS 2014-80 KA 2% 25/MAR/2044	MONTHLY 2.000% 03/25/2044 79,827.880	79,728	63,240
3136AL3B5 FNMA REMICS 2014-84 KA 3% 25/NOV/2040	MONTHLY 3.000% 11/25/2040 .190	0	0
3136B3F62 FNMA REMICS 2018-1 MH 3% 25/FEB/2049	MONTHLY 3.000% 02/25/2049 177,030.540	173,876	160,604

JPMorgan Investor Services J.P.Morgan

BOILERMAKERS NATIONAL ANNUITY TRUST
E.I.N. 48-1029345 PLAN NO. 001
SCHEDULE H, LINE 4i—SCHEDULE OF ASSETS (HELD AT END OF YEAR) (CONTINUED)
DECEMBER 31, 2025

FD491 PAGE 9
SCHEDULE H (FORM 5500 - 4I-1) BANK OF LABOR - MONTHLY C 18661
SCHEDULE OF ASSETS HELD FOR
INVESTMENT PURPOSES AT END OF YEAR BASE CURRENCY: USD AS OF DECEMBER 31,2025

IDENTITY OF ISSUE, BORROWER, LESSOR	DESCRIPTION OF INVESTMENT SHARES / PAR	COST	CURRENT VALUE
3136BAPS1 FNMA REMICS 2020-47 BD 1.5% 25/JUL/2050	MONTHLY 1.500% 07/25/2050 .020	0	0
3136BAE91 FNMA REMICS 2020-49 PB 1.75% 25/JUL/2050	MONTHLY 1.750% 07/25/2050 .050	0	0
3136BFHM8 FNMA REMICS 2021-12 GC 3.5% 25/JUL/2050	MONTHLY 3.500% 07/25/2050 230,061.050	249,221	210,807
3136BTSF1 FNMA REMICS 2024-78 EV 5.5% 25/OCT/2035	MONTHLY 5.500% 10/25/2035 780,966.230	790,942	800,469
36178GE34 GNMA I MORTPASS 2.5% 15/JUL/2027 SF PN#	MONTHLY 2.500% 07/15/2027 15,268.000	15,119	15,105
3620ASBB4 GNMA I MORTPASS 3.5% 15/APR/2026 SF PN#	MONTHLY 3.500% 04/15/2026 2,768.350	2,907	2,763
36179QS44 GNMA II MORTPASS 2.5% 20/NOV/2029 SF PN#	MONTHLY 2.500% 11/20/2029 48,303.290	50,940	47,212
36202FQ33 GNMA II MORTPASS 3.5% 20/MAR/2026 SF PN#	MONTHLY 3.500% 03/20/2026 485.680	512	484
36179WR34 GNMA II MORTPASS 3% 20/NOV/2051 SF PN# M	MONTHLY 3.000% 11/20/2051 124,175.570	110,051	111,954
38375GZ53 GNMA 2012-102 PA 2% 20/AUG/2041	MONTHLY 2.000% 08/20/2041 45,033.350	44,899	43,276
38382RFE3 GNMA 2021-58 EA 1% 20/JUL/2050	MONTHLY 1.000% 07/20/2050 696,530.170	693,701	541,818
38382Q3B4 GNMA 2021-77 LA 1% 20/AUG/2050	MONTHLY 1.000% 08/20/2050 732,170.370	728,967	569,983
38382UF55 GNMA 2021-96 GP 1% 20/JUN/2051	MONTHLY 1.000% 06/20/2051 404,199.670	307,192	314,681
38383VFN3 GNMA 2023-1 HD 3.5% 20/JAN/2052	MONTHLY 3.500% 01/20/2052 312,705.070	288,666	285,684
38384ABU6 GNMA 2023-63 MA 3.5% 20/MAY/2050	MONTHLY 3.500% 05/20/2050 309,721.600	288,877	289,370
38384KRL7 GNMA 2024-41 EJ 5% 20/MAR/2054	MONTHLY 5.000% 03/20/2054 632,568.890	616,353	637,405

JPMorgan Investor Services J.P.Morgan

BOILERMAKERS NATIONAL ANNUITY TRUST
E.I.N. 48-1029345 PLAN NO. 001
SCHEDULE H, LINE 4i—SCHEDULE OF ASSETS (HELD AT END OF YEAR) (CONTINUED)
DECEMBER 31, 2025

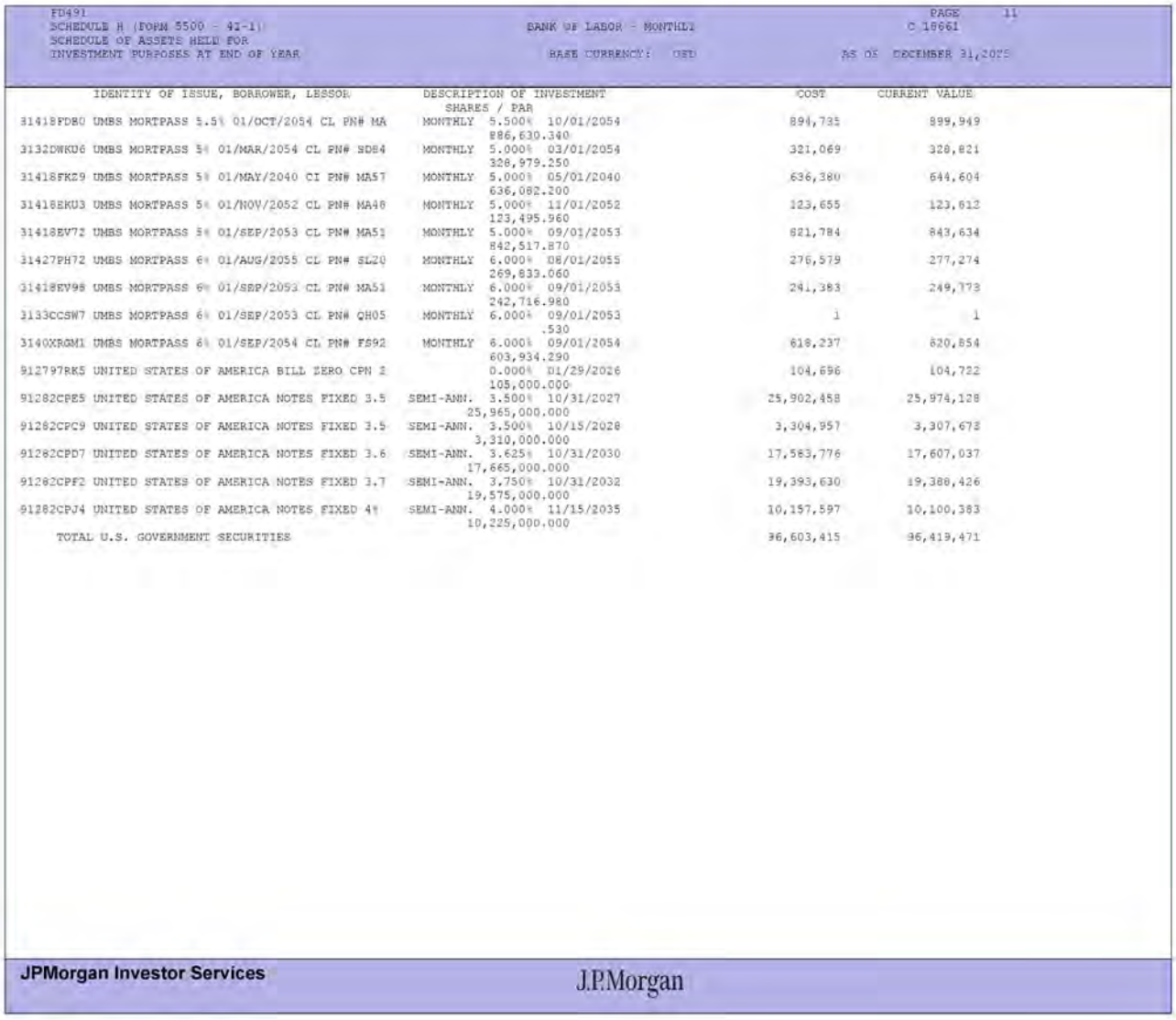

FD491 PAGE 11
SCHEDULE H (FORM 5500 - 42-1) BANK OF LABOR - MONTHLY C 18661
SCHEDULE OF ASSETS HELD FOR INVESTMENT PURPOSES AT END OF YEAR BASE CURRENCY: USD AS OF DECEMBER 31,2025

IDENTITY OF ISSUE, BORROWER, LESSOR	DESCRIPTION OF INVESTMENT	SHARES / PAR	COST	CURRENT VALUE
31418FDE0 UMBS MORTPASS 5.5% 01/OCT/2054 CL PN# MA	MONTHLY	5.500% 10/01/2054 886,630.340	894,735	899,949
3132DWKU6 UMBS MORTPASS 5% 01/MAR/2054 CL PN# SD84	MONTHLY	5.000% 03/01/2054 328,979.250	321,069	320,821
31418FKZ9 UMBS MORTPASS 5% 01/MAY/2040 CI PN# MA57	MONTHLY	5.000% 05/01/2040 636,082.200	636,380	644,604
31418EKU3 UMBS MORTPASS 5% 01/NOV/2052 CL PN# MA48	MONTHLY	5.000% 11/01/2052 123,495.960	123,655	123,612
31418EV72 UMBS MORTPASS 5% 01/SEP/2053 CL PN# MA51	MONTHLY	5.000% 09/01/2053 842,517.870	821,784	843,634
31427PH72 UMBS MORTPASS 6% 01/AUG/2055 CL PN# SL20	MONTHLY	6.000% 08/01/2055 269,833.060	276,579	277,274
31418EV98 UMBS MORTPASS 6% 01/SEP/2053 CL PN# MA51	MONTHLY	6.000% 09/01/2053 242,716.980	241,383	249,773
3133CCSW7 UMBS MORTPASS 6% 01/SEP/2053 CL PN# QH05	MONTHLY	6.000% 09/01/2053 .530	1	1
3140XRGM1 UMBS MORTPASS 6% 01/SEP/2054 CL PN# FS92	MONTHLY	6.000% 09/01/2054 603,934.290	618,237	620,854
912797RK5 UNITED STATES OF AMERICA BILL ZERO CPN 2		0.000% 01/29/2026 105,000.000	104,696	104,722
91282CPE5 UNITED STATES OF AMERICA NOTES FIXED 3.5	SEMI-ANN.	3.500% 10/31/2027 25,965,000.000	25,902,458	25,974,128
91282CPC9 UNITED STATES OF AMERICA NOTES FIXED 3.5	SEMI-ANN.	3.500% 10/15/2028 3,310,000.000	3,304,957	3,307,673
91282CPD7 UNITED STATES OF AMERICA NOTES FIXED 3.6	SEMI-ANN.	3.625% 10/31/2030 17,665,000.000	17,583,776	17,607,037
91282CPF2 UNITED STATES OF AMERICA NOTES FIXED 3.7	SEMI-ANN.	3.750% 10/31/2032 19,575,000.000	19,393,630	19,388,426
91282CPJ4 UNITED STATES OF AMERICA NOTES FIXED 4%	SEMI-ANN.	4.000% 11/15/2035 10,225,000.000	10,157,597	10,100,383
TOTAL U.S. GOVERNMENT SECURITIES			96,603,415	96,419,471

JPMorgan Investor Services J.P.Morgan

BOILERMAKERS NATIONAL ANNUITY TRUST
E.I.N. 48-1029345 PLAN NO. 001
SCHEDULE H, LINE 4i—SCHEDULE OF ASSETS (HELD AT END OF YEAR) (CONTINUED)
DECEMBER 31, 2025

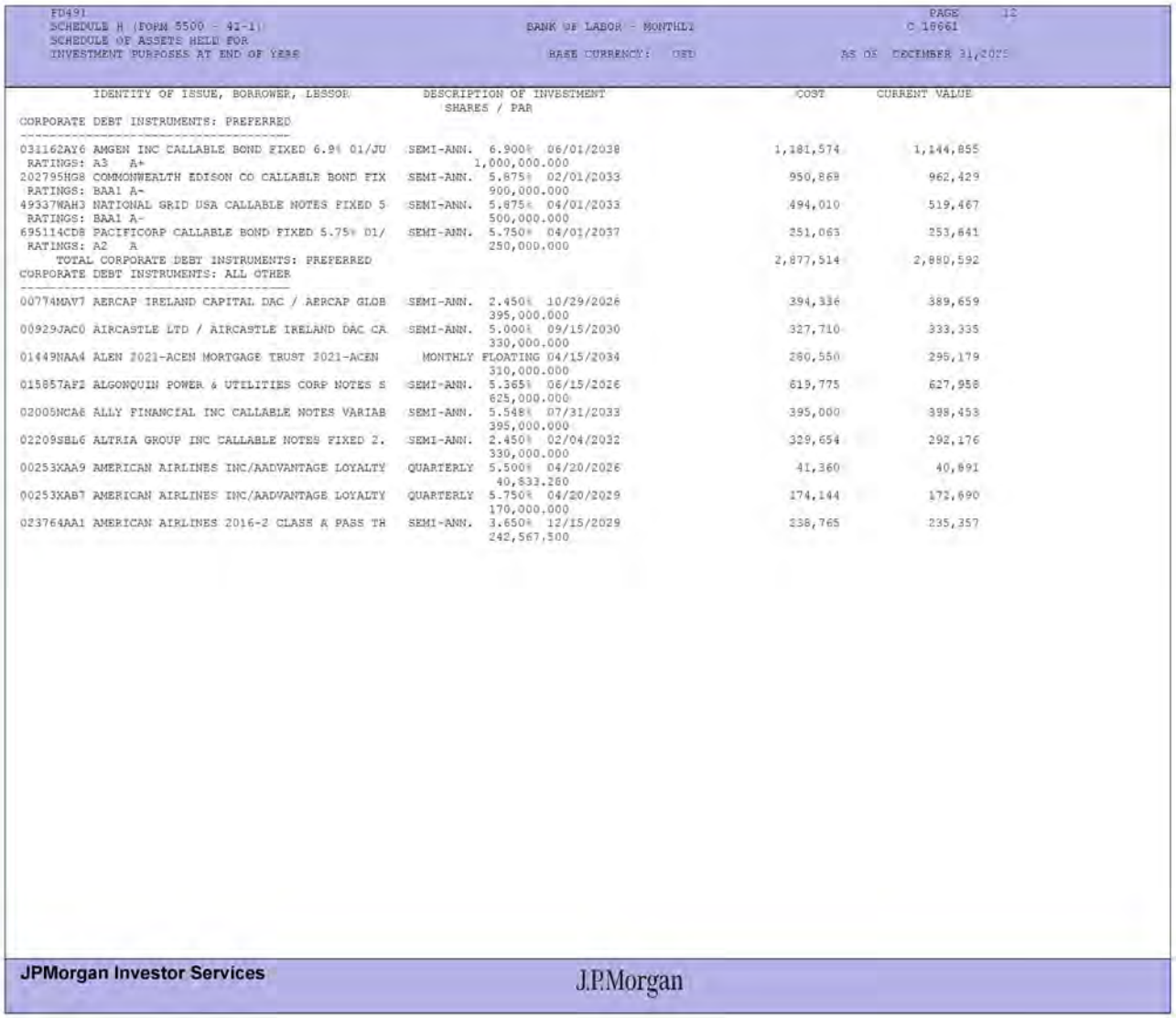

FD491 PAGE 12
SCHEDULE H (FORM 5500 - 4i-1) BANK OF LABOR - MONTHLY C 18661
SCHEDULE OF ASSETS HELD FOR
INVESTMENT PURPOSES AT END OF YEAR BASE CURRENCY: USD AS OF DECEMBER 31,2025

IDENTITY OF ISSUE, BORROWER, LESSOR	DESCRIPTION OF INVESTMENT			COST	CURRENT VALUE
	SHARES / PAR				
CORPORATE DEBT INSTRUMENTS: PREFERRED					
031162AY6 AMGEN INC CALLABLE BOND FIXED 6.9% 01/JU	SEMI-ANN.	6.900%	06/01/2038	1,181,574	1,144,855
RATINGS: A3 A+		1,000,000.000			
202795HG8 COMMONWEALTH EDISON CO CALLABLE BOND FIX	SEMI-ANN.	5.875%	02/01/2033	950,869	962,429
RATINGS: BAA1 A-		900,000.000			
49337WAH3 NATIONAL GRID USA CALLABLE NOTES FIXED 5	SEMI-ANN.	5.875%	04/01/2033	494,010	519,467
RATINGS: BAA1 A-		500,000.000			
695114CD8 PACIFICORP CALLABLE BOND FIXED 5.75% 01/	SEMI-ANN.	5.750%	04/01/2037	251,063	253,841
RATINGS: A2 A		250,000.000			
TOTAL CORPORATE DEBT INSTRUMENTS: PREFERRED				2,877,514	2,880,592
CORPORATE DEBT INSTRUMENTS: ALL OTHER					
00774MAV7 AERCAP IRELAND CAPITAL DAC / AERCAP GLOB	SEMI-ANN.	2.450%	10/29/2026	394,336	389,659
		395,000.000			
00929JAC0 AIRCASTLE LTD / AIRCASTLE IRELAND DAC CA	SEMI-ANN.	5.000%	09/15/2030	327,710	333,335
		330,000.000			
01449NAA4 ALEN 2021-ACEN MORTGAGE TRUST 2021-ACEN	MONTHLY	FLOATING	04/15/2034	280,550	295,179
		310,000.000			
015857AF2 ALGONQUIN POWER & UTILITIES CORP NOTES S	SEMI-ANN.	5.365%	06/15/2026	619,775	627,958
		625,000.000			
02005NCA6 ALLY FINANCIAL INC CALLABLE NOTES VARIAB	SEMI-ANN.	5.548%	07/31/2033	395,000	398,453
		395,000.000			
02209SBL6 ALTRIA GROUP INC CALLABLE NOTES FIXED 2.	SEMI-ANN.	2.450%	02/04/2032	329,654	292,176
		330,000.000			
00253XAA9 AMERICAN AIRLINES INC/AADVANTAGE LOYALTY	QUARTERLY	5.500%	04/20/2026	41,360	40,891
		40,833.280			
00253XAB7 AMERICAN AIRLINES INC/AADVANTAGE LOYALTY	QUARTERLY	5.750%	04/20/2029	174,144	172,690
		170,000.000			
023764AA1 AMERICAN AIRLINES 2016-2 CLASS A PASS TH	SEMI-ANN.	3.650%	12/15/2029	238,765	235,357
		242,567.500			

JPMorgan Investor Services J.P.Morgan

BOILERMAKERS NATIONAL ANNUITY TRUST
E.I.N. 48-1029345 PLAN NO. 001
SCHEDULE H, LINE 4i—SCHEDULE OF ASSETS (HELD AT END OF YEAR) (CONTINUED)
DECEMBER 31, 2025

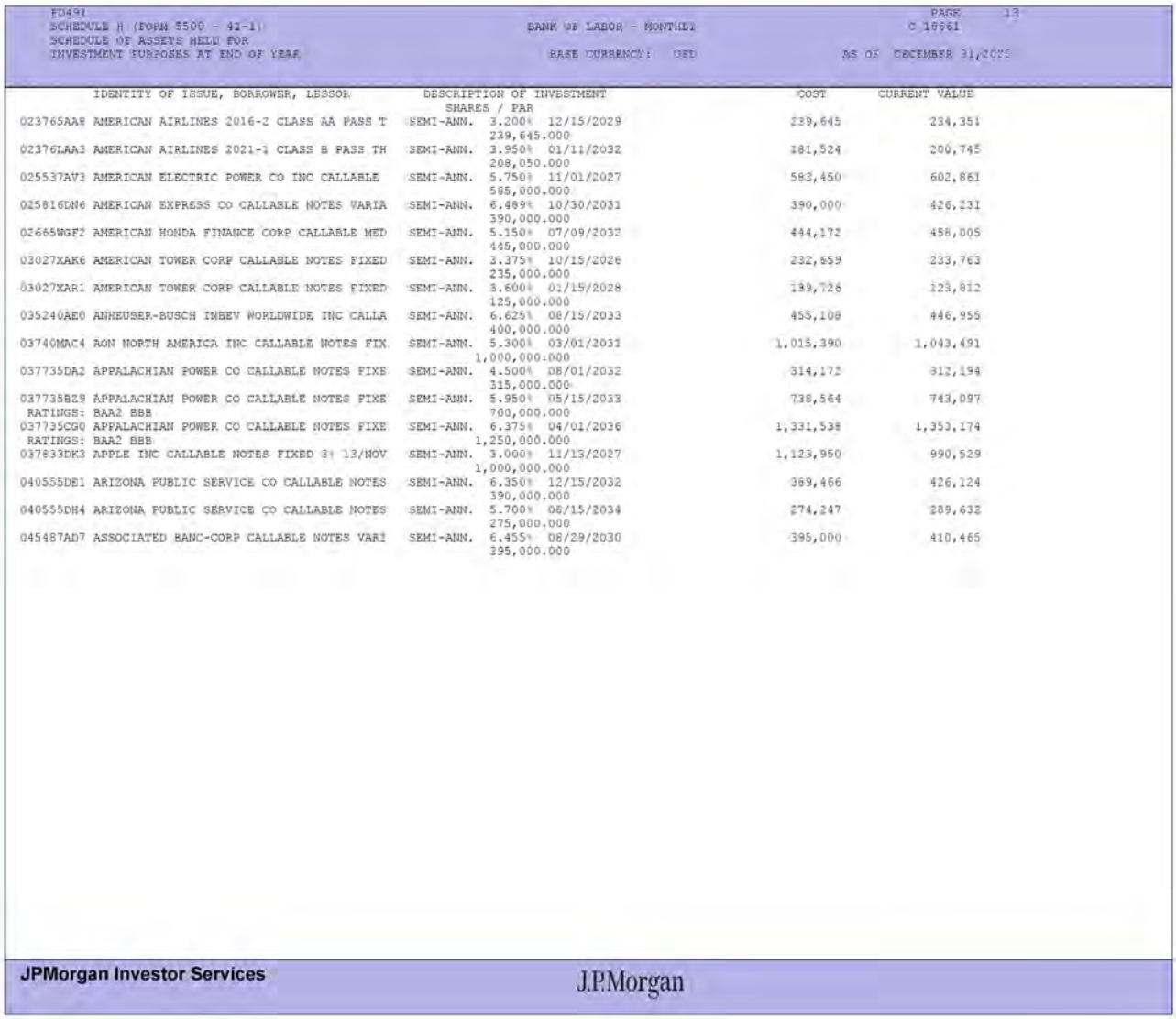

FD491 PAGE 13
SCHEDULE H (FORM 5500 - 4I-1) BANK OF LABOR - MONTHLY C 18661
SCHEDULE OF ASSETS HELD FOR
INVESTMENT PURPOSES AT END OF YEAR BASE CURRENCY: USD AS OF DECEMBER 31,2025

IDENTITY OF ISSUE, BORROWER, LESSOR	DESCRIPTION OF INVESTMENT SHARES / PAR	COST	CURRENT VALUE
023765AA8 AMERICAN AIRLINES 2016-2 CLASS AA PASS T	SEMI-ANN. 3.200% 12/15/2029 239,645.000	239,645	234,351
02376LAA3 AMERICAN AIRLINES 2021-1 CLASS B PASS TH	SEMI-ANN. 3.950% 01/11/2032 208,050.000	181,524	200,745
025537AV3 AMERICAN ELECTRIC POWER CO INC CALLABLE	SEMI-ANN. 5.750% 11/01/2027 585,000.000	583,450	602,861
025816DN6 AMERICAN EXPRESS CO CALLABLE NOTES VARIA	SEMI-ANN. 6.489% 10/30/2031 390,000.000	390,000	426,231
02665WGF2 AMERICAN HONDA FINANCE CORP CALLABLE MED	SEMI-ANN. 5.150% 07/09/2032 445,000.000	444,172	458,005
03027XAK6 AMERICAN TOWER CORP CALLABLE NOTES FIXED	SEMI-ANN. 3.375% 10/15/2026 235,000.000	232,659	233,763
03027XAR1 AMERICAN TOWER CORP CALLABLE NOTES FIXED	SEMI-ANN. 3.600% 01/15/2028 125,000.000	119,726	123,812
035240AE0 ANHEUSER-BUSCH INBEV WORLDWIDE INC CALLA	SEMI-ANN. 6.625% 08/15/2033 400,000.000	455,108	446,955
03740MAC4 AON NORTH AMERICA INC CALLABLE NOTES FIX	SEMI-ANN. 5.300% 03/01/2031 1,000,000.000	1,015,390	1,043,491
037735DA2 APPALACHIAN POWER CO CALLABLE NOTES FIXE	SEMI-ANN. 4.500% 08/01/2032 315,000.000	314,172	312,194
037735BZ9 APPALACHIAN POWER CO CALLABLE NOTES FIXE RATINGS: BAA2 BBB	SEMI-ANN. 5.950% 05/15/2033 700,000.000	738,564	743,097
037735CG0 APPALACHIAN POWER CO CALLABLE NOTES FIXE RATINGS: BAA2 BBB	SEMI-ANN. 6.375% 04/01/2036 1,250,000.000	1,331,538	1,353,174
037833DK3 APPLE INC CALLABLE NOTES FIXED 3% 13/NOV	SEMI-ANN. 3.000% 11/13/2027 1,000,000.000	1,123,950	990,529
040555DE1 ARIZONA PUBLIC SERVICE CO CALLABLE NOTES	SEMI-ANN. 6.350% 12/15/2032 390,000.000	389,466	426,124
040555DH4 ARIZONA PUBLIC SERVICE CO CALLABLE NOTES	SEMI-ANN. 5.700% 06/15/2034 275,000.000	274,247	289,632
045487AD7 ASSOCIATED BANC-CORP CALLABLE NOTES VARI	SEMI-ANN. 6.455% 08/29/2030 395,000.000	395,000	410,465

JPMorgan Investor Services J.P.Morgan

BOILERMAKERS NATIONAL ANNUITY TRUST
E.I.N. 48-1029345 PLAN NO. 001
SCHEDULE H, LINE 4i—SCHEDULE OF ASSETS (HELD AT END OF YEAR) (CONTINUED)
DECEMBER 31, 2025

FD491 PAGE 14
SCHEDULE H (FORM 5500 - 42-1) BANK OF LABOR - MONTHLY C 18661
SCHEDULE OF ASSETS HELD FOR
INVESTMENT PURPOSES AT END OF YEAR BASE CURRENCY: USD AS OF DECEMBER 31,2025

IDENTITY OF ISSUE, BORROWER, LESSOR	DESCRIPTION OF INVESTMENT	SHARES / PAR	COST	CURRENT VALUE
04685A3Q2 ATHENE GLOBAL FUNDING BOND FIXED 5.583%	SEMI-ANN.	5.583% 01/09/2029 395,000.000	394,660	405,989
04685A4C2 ATHENE GLOBAL FUNDING NOTES FIXED 4.721%	SEMI-ANN.	4.721% 10/08/2029 460,000.000	460,000	460,415
048677AD0 ATLANTIC MARINE CORPS COMMUNITIES LLC CA	SEMI-ANN.	5.433% 12/01/2050 525,085.010	543,116	434,048
052528AV8 AUSTRALIA & NEW ZEALAND BANKING GROUP LT	SEMI-ANN.	5.816% 06/18/2036 340,000.000	340,000	352,976
05329WAQ5 AUTONATION INC CALLABLE NOTES FIXED 4.75	SEMI-ANN.	4.750% 06/01/2030 248,000.000	291,689	250,506
05401AAJ0 AVOLON HOLDINGS FUNDING LTD CALLABLE NOT	SEMI-ANN.	3.250% 02/15/2027 775,000.000	698,546	766,464
05401ABD2 AVOLON HOLDINGS FUNDING LTD CALLABLE NOT	SEMI-ANN.	4.700% 01/30/2031 250,000.000	249,265	248,678
05523GAA9 BAMLL COMMERCIAL MORTGAGE SECURITIES TRU	MONTHLY	2.848% 08/14/2034 510,000.000	424,256	422,025
05971AAG6 BANCO BTG PACTUAL SA/CAYMAN ISLANDS CALL	SEMI-ANN.	2.750% 01/11/2026 345,000.000	343,006	344,394
05964HAS4 BANCO SANTANDER SA NOTES FIXED 5.294% 18	SEMI-ANN.	5.294% 08/18/2027 400,000.000	400,000	407,389
05969AAB1 BANCORP INC/THE CALLABLE NOTES FIXED 7.3	SEMI-ANN.	7.375% 09/01/2030 760,000.000	798,418	790,191
06051GHE5 BANK OF AMERICA CORP CALLABLE MEDIUM TER	SEMI-ANN.	2.496% 02/13/2031 750,000.000	782,178	699,184
06051GJT7 BANK OF AMERICA CORP CALLABLE NOTES VARI	SEMI-ANN.	2.687% 04/22/2032 340,000.000	340,000	312,317
06051GKD0 BANK OF AMERICA CORP CALLABLE NOTES VARI	SEMI-ANN.	2.572% 10/20/2032 225,000.000	225,000	203,105
06684NAH2 BAPTIST HEALTH OBLIGATED GROUP BOND FIXE	SEMI-ANN.	3.389% 12/01/2029 945,000.000	1,013,201	907,421
06684NAK5 BAPTIST HEALTH OBLIGATED GROUP CALLABLE	SEMI-ANN.	3.569% 12/01/2034 600,000.000	596,921	548,253

JPMorgan Investor Services J.P.Morgan

BOILERMAKERS NATIONAL ANNUITY TRUST
E.I.N. 48-1029345 PLAN NO. 001
SCHEDULE H, LINE 4i—SCHEDULE OF ASSETS (HELD AT END OF YEAR) (CONTINUED)
DECEMBER 31, 2025

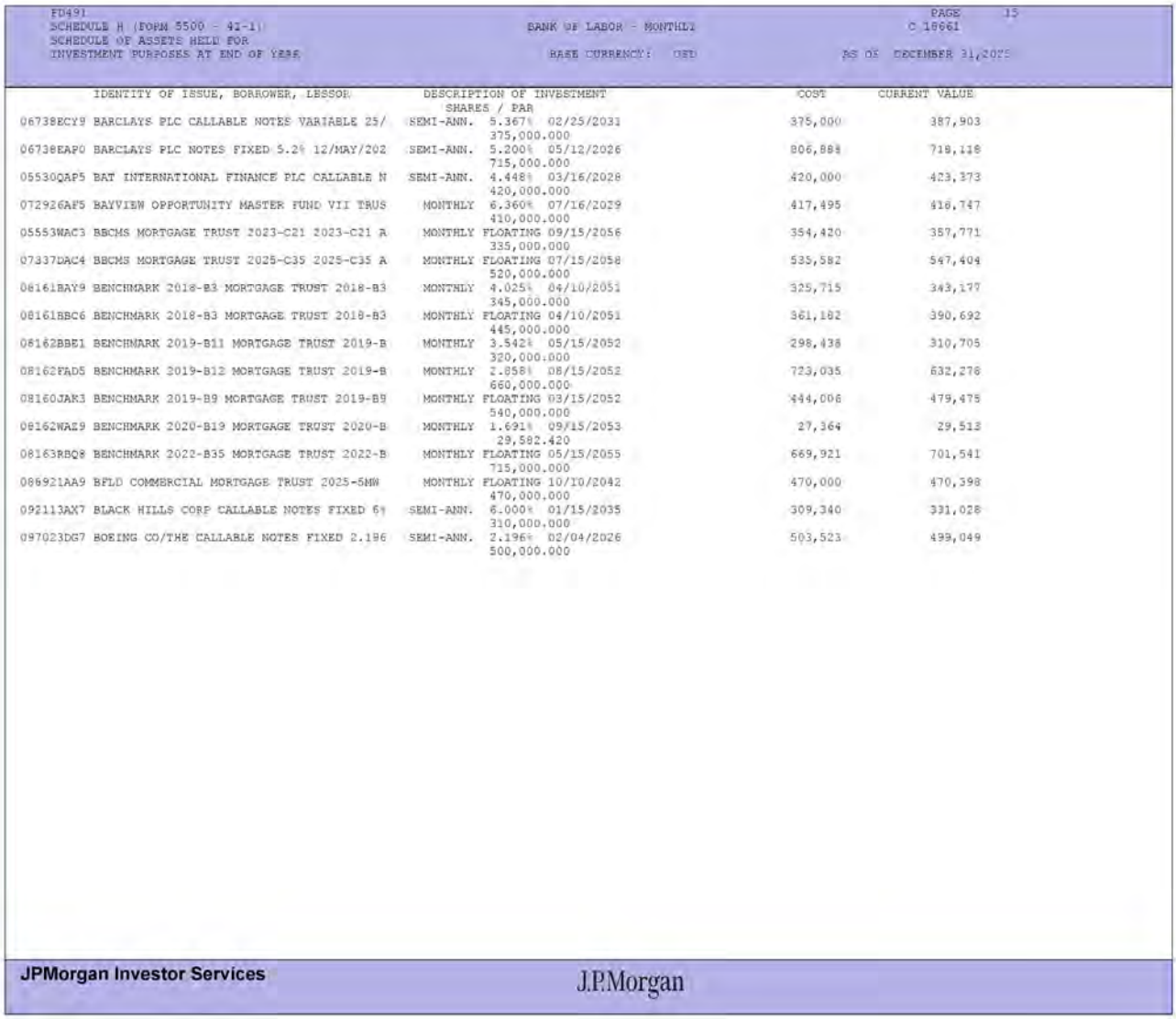

FD491 PAGE 15
SCHEDULE H (FORM 5500 - 42-1) BANK OF LABOR - MONTHLY C 18661
SCHEDULE OF ASSETS HELD FOR
INVESTMENT PURPOSES AT END OF YEAR BASE CURRENCY: USD AS OF DECEMBER 31,2025

IDENTITY OF ISSUE, BORROWER, LESSOR	DESCRIPTION OF INVESTMENT	SHARES / PAR	COST	CURRENT VALUE
06738ECY9 BARCLAYS PLC CALLABLE NOTES VARIABLE 25/	SEMI-ANN. 5.367% 02/25/2031	375,000.000	375,000	387,903
06738EAP0 BARCLAYS PLC NOTES FIXED 5.2% 12/MAY/202	SEMI-ANN. 5.200% 05/12/2026	715,000.000	806,888	718,118
05530QAP5 BAT INTERNATIONAL FINANCE PLC CALLABLE N	SEMI-ANN. 4.448% 03/16/2028	420,000.000	420,000	423,373
072926AF5 BAYVIEW OPPORTUNITY MASTER FUND VII TRUS	MONTHLY 6.360% 07/16/2029	410,000.000	417,495	416,747
05553WAC3 BBCMS MORTGAGE TRUST 2023-C21 2023-C21 A	MONTHLY FLOATING 09/15/2056	335,000.000	354,420	357,771
07337DAC4 BBCMS MORTGAGE TRUST 2025-C35 2025-C35 A	MONTHLY FLOATING 07/15/2058	520,000.000	535,582	547,404
08161BAY9 BENCHMARK 2018-B3 MORTGAGE TRUST 2018-B3	MONTHLY 4.025% 04/10/2051	345,000.000	325,715	343,177
08161BBC6 BENCHMARK 2018-B3 MORTGAGE TRUST 2018-B3	MONTHLY FLOATING 04/10/2051	445,000.000	361,182	390,692
08162BBE1 BENCHMARK 2019-B11 MORTGAGE TRUST 2019-B	MONTHLY 3.542% 05/15/2052	320,000.000	298,438	310,705
08162FAD5 BENCHMARK 2019-B12 MORTGAGE TRUST 2019-B	MONTHLY 2.858% 08/15/2052	660,000.000	723,035	632,276
08160JAK3 BENCHMARK 2019-B9 MORTGAGE TRUST 2019-B9	MONTHLY FLOATING 03/15/2052	540,000.000	444,006	479,475
08162WAE9 BENCHMARK 2020-B19 MORTGAGE TRUST 2020-B	MONTHLY 1.691% 09/15/2053	29,582,420	27,364	29,513
08163RBQ8 BENCHMARK 2022-B35 MORTGAGE TRUST 2022-B	MONTHLY FLOATING 05/15/2055	715,000.000	669,921	701,541
086921AA9 BFLD COMMERCIAL MORTGAGE TRUST 2025-5MW	MONTHLY FLOATING 10/10/2042	470,000.000	470,000	470,398
092113AX7 BLACK HILLS CORP CALLABLE NOTES FIXED 6%	SEMI-ANN. 6.000% 01/15/2035	310,000.000	309,340	331,028
097023DG7 BOEING CO/THE CALLABLE NOTES FIXED 2.196	SEMI-ANN. 2.196% 02/04/2026	500,000.000	503,523	499,049

JPMorgan Investor Services J.P.Morgan

BOILERMAKERS NATIONAL ANNUITY TRUST
E.I.N. 48-1029345 PLAN NO. 001
SCHEDULE H, LINE 4i—SCHEDULE OF ASSETS (HELD AT END OF YEAR) (CONTINUED)
DECEMBER 31, 2025

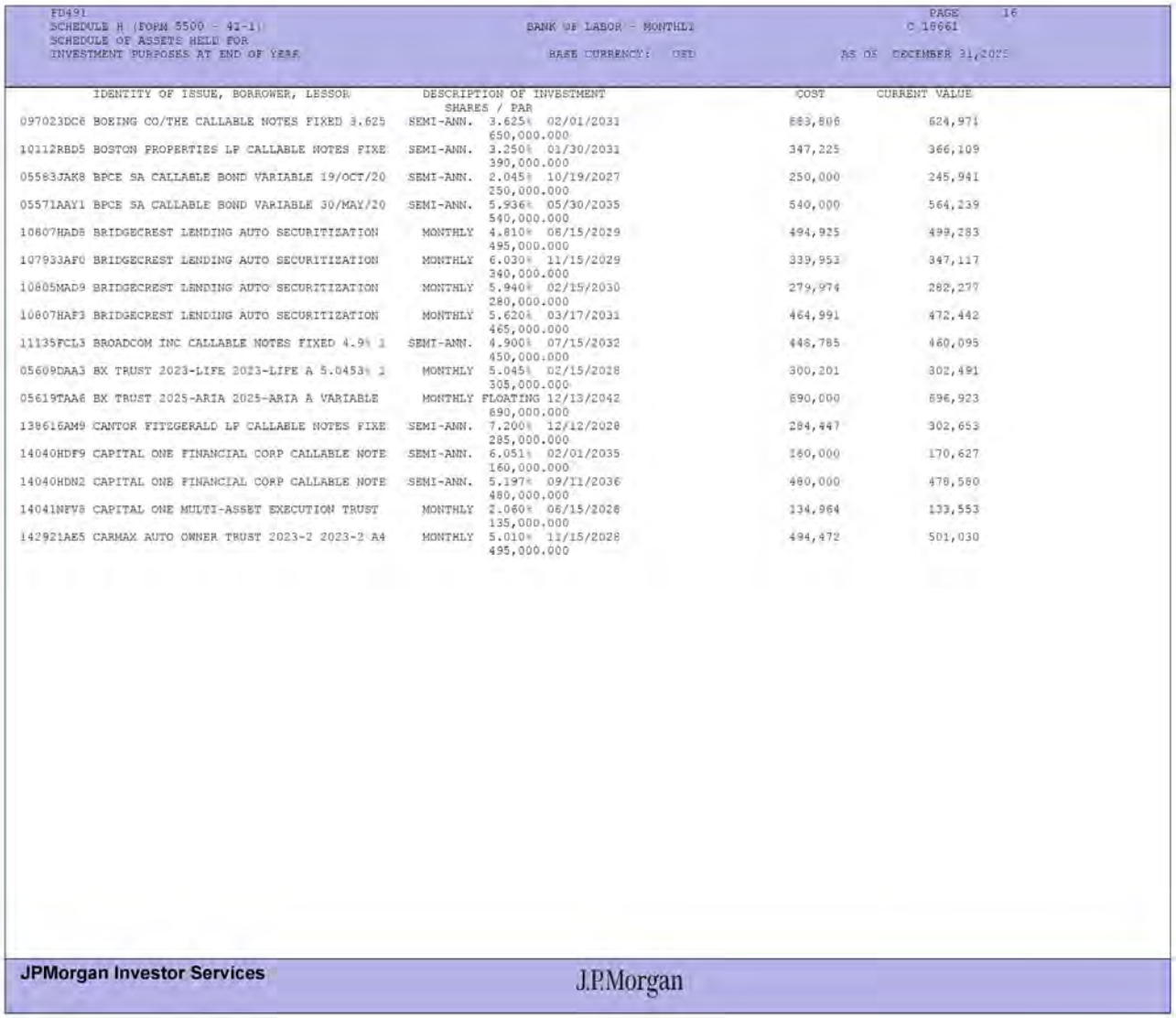

FD491 PAGE 16
SCHEDULE H (FORM 5500 - 4I-1) BANK OF LABOR - MONTHLY C 18661
SCHEDULE OF ASSETS HELD FOR
INVESTMENT PURPOSES AT END OF YEAR BASE CURRENCY: USD AS OF DECEMBER 31,2025

IDENTITY OF ISSUE, BORROWER, LESSOR	DESCRIPTION OF INVESTMENT	SHARES / PAR	COST	CURRENT VALUE
097023DC6 BOEING CO/THE CALLABLE NOTES FIXED 3.625	SEMI-ANN.	3.625% 02/01/2031 650,000.000	883,806	624,971
10112RBD5 BOSTON PROPERTIES LP CALLABLE NOTES FIXE	SEMI-ANN.	3.250% 01/30/2031 390,000.000	347,225	366,109
05583JAK8 BPCE SA CALLABLE BOND VARIABLE 19/OCT/20	SEMI-ANN.	2.045% 10/19/2027 250,000.000	250,000	245,941
05571AAY1 BPCE SA CALLABLE BOND VARIABLE 30/MAY/20	SEMI-ANN.	5.936% 05/30/2035 540,000.000	540,000	564,239
10807HAD8 BRIDGECREST LENDING AUTO SECURITIZATION	MONTHLY	4.810% 08/15/2029 495,000.000	494,925	498,283
107933AF0 BRIDGECREST LENDING AUTO SECURITIZATION	MONTHLY	6.030% 11/15/2029 340,000.000	339,953	347,117
10805MAD9 BRIDGECREST LENDING AUTO SECURITIZATION	MONTHLY	5.940% 02/15/2030 280,000.000	279,974	282,277
10807HAF3 BRIDGECREST LENDING AUTO SECURITIZATION	MONTHLY	5.620% 03/17/2031 465,000.000	464,991	472,442
11135FCL3 BROADCOM INC CALLABLE NOTES FIXED 4.9% 1	SEMI-ANN.	4.900% 07/15/2032 450,000.000	448,785	460,095
05609DAA3 BX TRUST 2023-LIFE 2023-LIFE A 5.0453% 1	MONTHLY	5.045% 02/15/2028 305,000.000	300,201	302,491
05619TAA6 BX TRUST 2025-ARIA 2025-ARIA A VARIABLE	MONTHLY	FLOATING 12/13/2042 690,000.000	690,000	696,923
138616AM9 CANTOR FITZGERALD LP CALLABLE NOTES FIXE	SEMI-ANN.	7.200% 12/12/2028 285,000.000	284,447	302,653
14040HDF9 CAPITAL ONE FINANCIAL CORP CALLABLE NOTE	SEMI-ANN.	6.051% 02/01/2035 160,000.000	160,000	170,627
14040HDN2 CAPITAL ONE FINANCIAL CORP CALLABLE NOTE	SEMI-ANN.	5.197% 09/11/2036 480,000.000	480,000	478,580
14041NFV8 CAPITAL ONE MULTI-ASSET EXECUTION TRUST	MONTHLY	2.060% 06/15/2028 135,000.000	134,964	133,553
142921AE5 CARMAX AUTO OWNER TRUST 2023-2 2023-2 A4	MONTHLY	5.010% 11/15/2028 495,000.000	494,472	501,030

JPMorgan Investor Services J.P.Morgan

BOILERMAKERS NATIONAL ANNUITY TRUST
E.I.N. 48-1029345 PLAN NO. 001
SCHEDULE H, LINE 4i—SCHEDULE OF ASSETS (HELD AT END OF YEAR) (CONTINUED)
DECEMBER 31, 2025

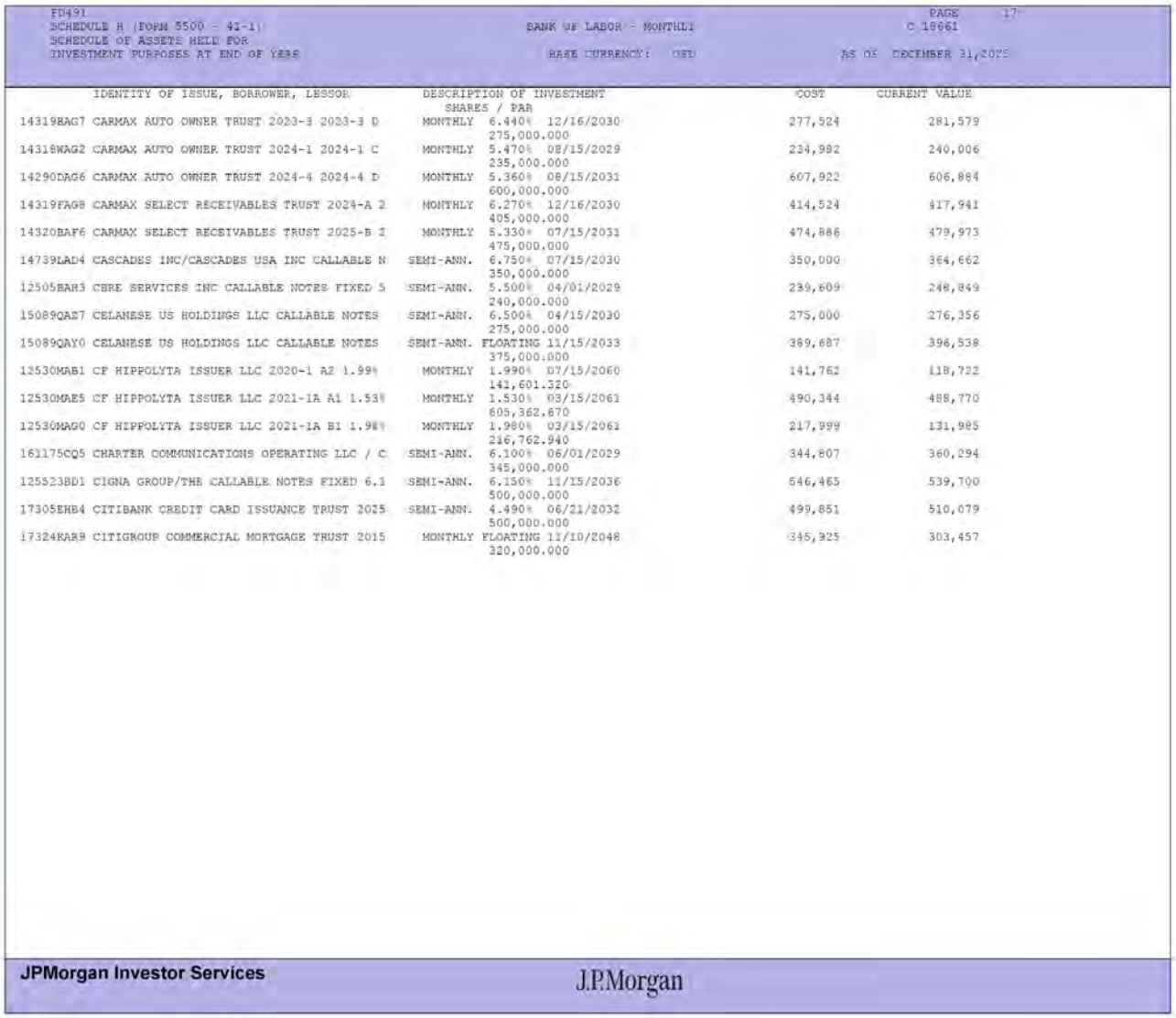

FD491 PAGE 17
SCHEDULE H (FORM 5500 - 42-1) BANK OF LABOR - MONTHLY C 18661
SCHEDULE OF ASSETS HELD FOR
INVESTMENT PURPOSES AT END OF YEAR BASE CURRENCY: USD AS OF DECEMBER 31,2025

IDENTITY OF ISSUE, BORROWER, LESSOR	DESCRIPTION OF INVESTMENT	SHARES / PAR	COST	CURRENT VALUE
14319EAG7 CARMAX AUTO OWNER TRUST 2023-3 2023-3 D	MONTHLY	6.440% 12/16/2030 275,000.000	277,524	281,579
14318WAG2 CARMAX AUTO OWNER TRUST 2024-1 2024-1 C	MONTHLY	5.470% 08/15/2029 235,000.000	234,982	240,006
14290DAG6 CARMAX AUTO OWNER TRUST 2024-4 2024-4 D	MONTHLY	5.360% 08/15/2031 600,000.000	607,922	606,884
14319FAG8 CARMAX SELECT RECEIVABLES TRUST 2024-A 2	MONTHLY	6.270% 12/16/2030 405,000.000	414,524	417,941
14320BAF6 CARMAX SELECT RECEIVABLES TRUST 2025-B 2	MONTHLY	5.330% 07/15/2031 475,000.000	474,886	479,973
14739LAD4 CASCADES INC/CASCADES USA INC CALLABLE N	SEMI-ANN.	6.750% 07/15/2030 350,000.000	350,000	364,662
12505BAR3 CBRE SERVICES INC CALLABLE NOTES FIXED 5	SEMI-ANN.	5.500% 04/01/2029 240,000.000	239,609	248,849
15089QAZ7 CELANESE US HOLDINGS LLC CALLABLE NOTES	SEMI-ANN.	6.500% 04/15/2030 275,000.000	275,000	276,356
15089QAY0 CELANESE US HOLDINGS LLC CALLABLE NOTES	SEMI-ANN.	FLOATING 11/15/2033 375,000.000	369,687	396,538
12530MAB1 CF HIPPOLYTA ISSUER LLC 2020-1 A2 1.99%	MONTHLY	1.990% 07/15/2060 141,601.320	141,762	118,722
12530MAE5 CF HIPPOLYTA ISSUER LLC 2021-1A A1 1.53%	MONTHLY	1.530% 03/15/2061 605,362.670	490,344	488,770
12530MAG0 CF HIPPOLYTA ISSUER LLC 2021-1A B1 1.98%	MONTHLY	1.980% 03/15/2061 216,762.940	217,999	131,985
161175CQ5 CHARTER COMMUNICATIONS OPERATING LLC / C	SEMI-ANN.	6.100% 06/01/2029 345,000.000	344,807	360,294
125523BD1 CIGNA GROUP/THE CALLABLE NOTES FIXED 6.1	SEMI-ANN.	6.150% 11/15/2036 500,000.000	546,465	539,700
17305EHB4 CITIBANK CREDIT CARD ISSUANCE TRUST 2025	SEMI-ANN.	4.490% 06/21/2032 500,000.000	499,851	510,079
17324KAR9 CITIGROUP COMMERCIAL MORTGAGE TRUST 2015	MONTHLY	FLOATING 12/10/2048 320,000.000	345,925	303,457

JPMorgan Investor Services J.P.Morgan

BOILERMAKERS NATIONAL ANNUITY TRUST
E.I.N. 48-1029345 PLAN NO. 001
SCHEDULE H, LINE 4i—SCHEDULE OF ASSETS (HELD AT END OF YEAR) (CONTINUED)
DECEMBER 31, 2025

FD491 PAGE 18
SCHEDULE H (FORM 5500 - 42-1) BANK OF LABOR - MONTHLY C 18661
SCHEDULE OF ASSETS HELD FOR
INVESTMENT PURPOSES AT END OF YEAR BASE CURRENCY: USD AS OF DECEMBER 31,2025

IDENTITY OF ISSUE, BORROWER, LESSOR	DESCRIPTION OF INVESTMENT SHARES / PAR	COST	CURRENT VALUE
17291DAC7 CITIGROUP COMMERCIAL MORTGAGE TRUST 2018	MONTHLY 3.963% 06/10/2051 200,455.440	200,225	199,331
17329FL93 CITIGROUP GLOBAL MARKETS HOLDINGS INC/UN	QUARTERLY FLOATING 05/21/2031 500,000.000	500,000	414,757
17292GBK0 CITIGROUP INC CALLABLE MEDIUM TERM NOTE	SEMI-ANN. 4.350% 10/21/2030 1,000,000.000	1,000,000	998,038
17290A4G2 CITIGROUP INC CALLABLE MEDIUM TERM NOTE	SEMI-ANN. 5.250% 06/30/2034 500,000.000	500,000	500,986
17298CKA5 CITIGROUP INC CALLABLE MEDIUM TERM NOTE	SEMI-ANN. 2.000% 09/16/2031 250,000.000	250,000	215,592
1730T02Q1 CITIGROUP INC CALLABLE MEDIUM TERM NOTE	QUARTERLY FLOATING 10/29/2021 16,000	16,000	0
172967NE7 CITIGROUP INC CALLABLE NOTES VARIABLE 03	SEMI-ANN. 2.520% 11/03/2032 300,000.000	255,491	269,091
17327CAT0 CITIGROUP INC CALLABLE NOTES VARIABLE 19	SEMI-ANN. 4.542% 09/19/2030 440,000.000	440,000	443,822
17332XAA9 CITIGROUP MORTGAGE LOAN TRUST 2025-LTV1	MONTHLY FLOATING 12/25/2055 508,299.470	508,292	509,076
19828AAD9 COLUMBIA PIPELINES HOLDING CO LLC CALLAB	SEMI-ANN. 5.097% 10/01/2031 345,000.000	344,986	351,791
19828TAA4 COLUMBIA PIPELINES OPERATING CO LLC CALL	SEMI-ANN. 5.927% 08/15/2030 190,000.000	189,996	201,516
12592LBH4 COMM 2014-CCRE20 MORTGAGE TRUST 2014-CR2	MONTHLY 3.326% 11/10/2047 .030	0	0
20753BAB9 CONNECTICUT AVENUE SECURITIES TRUST 2023	MONTHLY FLOATING 09/25/2043 235,000.000	244,253	242,835
20848FAA8 CONSERVATION FUND A NONPROFIT CORP/THE C	SEMI-ANN. 3.474% 12/15/2029 242,000.000	225,798	232,353
222070AG9 COTY INC/HFC PRESTIGE PRODUCTS INC/HFC P	SEMI-ANN. 4.750% 01/15/2029 530,000.000	510,788	522,243
22535WAS6 CREDIT AGRICOLE SA CALLABLE MEDIUM TERM	SEMI-ANN. 4.818% 09/25/2033 355,000.000	355,000	355,045

JPMorgan Investor Services J.P.Morgan

BOILERMAKERS NATIONAL ANNUITY TRUST
E.I.N. 48-1029345 PLAN NO. 001
SCHEDULE H, LINE 4i—SCHEDULE OF ASSETS (HELD AT END OF YEAR) (CONTINUED)
DECEMBER 31, 2025

FD491 PAGE 19
SCHEDULE H (FORM 5500 - 4I-1) BANK OF LABOR - MONTHLY C 18661
SCHEDULE OF ASSETS HELD FOR
INVESTMENT PURPOSES AT END OF YEAR BASE CURRENCY: USD AS OF DECEMBER 31,2025

IDENTITY OF ISSUE, BORROWER, LESSOR	DESCRIPTION OF INVESTMENT			COST	CURRENT VALUE
	SHARES / PAR				
126281BF0 CSAIL 2015-C1 COMMERCIAL MORTGAGE TRUST	MONTHLY	FLOATING	04/15/2050	240,156	240,626
	265,000.000				
12641LBU6 CSX CORP CALLABLE MEDIUM TERM NOTE FIXED	SEMI-ANN.	6.800%	12/01/2028	541,555	534,207
RATINGS: BAA3 BBB-	500,000.000				
233868AC2 DAIMLER TRUCKS RETAIL TRUST 2023-1 2023-	MONTHLY	5.900%	03/15/2027	91,520	91,955
	91,521.750				
23802YAA5 DATABANK ISSUER II LLC 2025-1A A2 5.18%	MONTHLY	5.180%	09/27/2055	184,994	182,392
	185,000.000				
830867AB3 DELTA AIR LINES INC / SKYMILES IP LTD CA	QUARTERLY	4.750%	10/20/2028	451,350	472,902
	470,000.000				
251526CV9 DEUTSCHE BANK AG/NEW YORK NY CALLABLE NO	SEMI-ANN.	5.706%	02/08/2028	490,000	497,733
	490,000.000				
251526CP4 DEUTSCHE BANK AG/NEW YORK NY CALLABLE NO	SEMI-ANN.	3.729%	01/14/2032	480,152	510,862
	540,000.000				
252154AC3 DEXT ABS 2025-1 LLC 2025-1 A3 4.77% 15/A	MONTHLY	4.770%	08/15/2035	364,981	369,031
	365,000.000				
25389JAR7 DIGITAL REALTY TRUST LP CALLABLE BOND FI	SEMI-ANN.	3.700%	08/15/2027	210,102	208,869
	210,000.000				
254683CY9 DISCOVER CARD EXECUTION NOTE TRUST 2023-	MONTHLY	4.310%	03/15/2028	334,981	335,340
	335,000.000				
260543DN0 DOW CHEMICAL CO/THE CALLABLE NOTES FIXED	SEMI-ANN.	4.800%	01/15/2031	548,955	547,351
	550,000.000				
257375AP0 EASTERN ENERGY GAS HOLDINGS LLC CALLABLE	SEMI-ANN.	3.000%	11/15/2029	529,230	566,105
	600,000.000				
281020BB2 EDISON INTERNATIONAL CALLABLE NOTES FIXE	SEMI-ANN.	5.250%	03/15/2032	389,743	390,080
	390,000.000				
036752BJ1 ELEVANCE HEALTH INC CALLABLE NOTES FIXED	SEMI-ANN.	4.600%	09/15/2032	469,163	469,957
	470,000.000				
532457CE6 ELI LILLY & CO CALLABLE NOTES FIXED 5% 2	SEMI-ANN.	5.000%	02/27/2026	500,000	500,025
	500,000.000				
29366WAD8 ENTERGY MISSISSIPPI LLC CALLABLE BOND FI	SEMI-ANN.	5.000%	09/01/2033	159,909	162,954
	160,000.000				

JPMorgan Investor Services J.P.Morgan

BOILERMAKERS NATIONAL ANNUITY TRUST
E.I.N. 48-1029345 PLAN NO. 001
SCHEDULE H, LINE 4i—SCHEDULE OF ASSETS (HELD AT END OF YEAR) (CONTINUED)
DECEMBER 31, 2025

FD491 PAGE 20
SCHEDULE H (FORM 5500 - 4I-1) BANK OF LABOR - MONTHLY C 18661
SCHEDULE OF ASSETS HELD FOR
INVESTMENT PURPOSES AT END OF YEAR BASE CURRENCY: USD AS OF DECEMBER 31,2025

IDENTITY OF ISSUE, BORROWER, LESSOR	DESCRIPTION OF INVESTMENT	SHARES / PAR	COST	CURRENT VALUE
29375EAA3 ENTERPRISE COMMUNITY LOAN FUND INC CALLA	SEMI-ANN. 4.152% 11/01/2028	470,000.000	481,954	469,442
30037DAA3 EVERGY METRO INC CALLABLE BOND FIXED 2.2	SEMI-ANN. 2.250% 06/01/2030	380,000.000	379,559	350,685
30037EAC7 EVERGY MISSOURI WEST INC CALLABLE BOND F	SEMI-ANN. 5.250% 12/15/2035	195,000.000	194,901	196,136
30219GAM0 EVERNORTH HEALTH INC CALLABLE BOND FIXED	SEMI-ANN. 4.500% 02/25/2026	319,000.000	317,555	319,000
30040WAT5 EVERSOURCE ENERGY CALLABLE NOTES FIXED S	SEMI-ANN. 5.450% 03/01/2028	385,000.000	384,242	394,762
30165XAF2 EXETER AUTOMOBILE RECEIVABLES TRUST 2021	MONTHLY 1.400% 04/15/2027	135,198.900	124,365	134,511
30166AAF1 EXETER AUTOMOBILE RECEIVABLES TRUST 2021	MONTHLY 1.550% 06/15/2027	338,653.140	309,642	336,210
30168BAF7 EXETER AUTOMOBILE RECEIVABLES TRUST 2023	MONTHLY 6.690% 06/15/2029	295,000.000	294,966	299,424
30166TAF0 EXETER AUTOMOBILE RECEIVABLES TRUST 2023	MONTHLY 6.950% 12/17/2029	120,000.000	122,494	122,675
30227FAG5 EXTENDED STAY AMERICA TRUST 2021-ESH 202	MONTHLY FLOATING 07/15/2038	.270	0	0
30225VAV9 EXTRA SPACE STORAGE LP CALLABLE NOTES FI	SEMI-ANN. 4.950% 01/15/2033	485,000.000	483,734	490,760
31428XBP0 FEDEX CORP CALLABLE NOTES FIXED 3.4% 15/	SEMI-ANN. 3.400% 02/15/2028	1,000,000.000	988,970	985,766
3137G0EW5 FHLMC STACR DEBT NOTES 2015-DNA1 2015-DN	MONTHLY FLOATING 10/25/2027	.070	0	0
3137G0UD9 FHLMC STACR DEBT NOTES 2018-HQA1 2018-HQ	MONTHLY FLOATING 09/25/2030	.020	0	0
35564KXA2 FHLMC STACR REMIC TRUST 2022-DNA4 2022-D	MONTHLY FLOATING 05/25/2042	260,000.000	277,063	274,520
35564KE70 FHLMC STACR REMIC TRUST 2022-HQA3 2022-H	MONTHLY FLOATING 08/25/2042	770,000.000	819,813	820,662

JPMorgan Investor Services J.P.Morgan

BOILERMAKERS NATIONAL ANNUITY TRUST
E.I.N. 48-1029345 PLAN NO. 001
SCHEDULE H, LINE 4i—SCHEDULE OF ASSETS (HELD AT END OF YEAR) (CONTINUED)
DECEMBER 31, 2025

FD491 PAGE 21
SCHEDULE H (FORM 5500 - 4i-1) BANK OF LABOR - MONTHLY C 18661
SCHEDULE OF ASSETS HELD FOR
INVESTMENT PURPOSES AT END OF YEAR BASE CURRENCY: USD AS OF DECEMBER 31,2025

IDENTITY OF ISSUE, BORROWER, LESSOR	DESCRIPTION OF INVESTMENT	SHARES / PAR	COST	CURRENT VALUE
35564NHA4 FHLMC STACR REMIC TRUST 2025-HQA1 2025-H	MONTHLY FLOATING 02/25/2045	435,000.000	431,602	435,529
31620RAH9 FIDELITY NATIONAL FINANCIAL INC CALLABLE	SEMI-ANN. 4.500% 08/15/2028	1,500,000.000	1,607,628	1,509,787
31620MBR6 FIDELITY NATIONAL INFORMATION SERVICES I	SEMI-ANN. 1.150% 03/01/2026	680,000.000	678,980	676,705
316773DM9 FIFTH THIRD BANCORP CALLABLE NOTES VARIA	SEMI-ANN. 4.895% 09/06/2030	395,000.000	395,000	401,567
337158AJ8 FIRST HORIZON BANK CALLABLE NOTES FIXED	SEMI-ANN. 5.750% 05/01/2030	305,000.000	374,637	315,314
320517AE5 FIRST HORIZON CORP CALLABLE NOTES VARIAB	SEMI-ANN. 5.514% 03/07/2031	280,000.000	280,000	289,537
33767PAB8 FIRSTKEY HOMES 2022-SFR2 TRUST 2022-SFR2	MONTHLY 4.500% 07/17/2039	535,327.090	525,457	532,780
33830GAA9 FIVE CORNERS FUNDING TRUST III CALLABLE	SEMI-ANN. 5.791% 02/15/2033	430,000.000	450,950	453,912
33844XAL2 FLAGSHIP CREDIT AUTO TRUST 2022-2 2022-2	MONTHLY 5.800% 04/17/2028	375,000.000	347,578	335,581
33939HAA7 FLEX INTERMEDIATE HOLDCO LLC CALLABLE NO	SEMI-ANN. 3.363% 06/30/2031	685,000.000	553,345	630,999
30711XBM5 FNMA CONNECTICUT AVENUE SECURITIES 2018-	MONTHLY FLOATING 08/25/2028	123,969.800	131,316	125,091
30711XY24 FNMA CONNECTICUT AVENUE SECURITIES 2018-	MONTHLY FLOATING 01/25/2031	.010	0	0
34535QAD7 FORD CREDIT AUTO OWNER TRUST 2023-REV1 2	MONTHLY 6.260% 08/15/2035	265,000.000	264,914	271,702
34535CAB2 FORD CREDIT AUTO OWNER TRUST 2023-REV2 2	MONTHLY 5.920% 02/15/2036	445,000.000	444,951	463,249
34536BAB3 FORD CREDIT AUTO OWNER TRUST 2025-REV2 2	MONTHLY FLOATING 02/15/2038	475,000.000	479,602	479,716
345397G31 FORD MOTOR CREDIT CO LLC CALLABLE NOTES	SEMI-ANN. 6.054% 11/05/2031	305,000.000	302,151	312,774

JPMorgan Investor Services J.P.Morgan

BOILERMAKERS NATIONAL ANNUITY TRUST
E.I.N. 48-1029345 PLAN NO. 001
SCHEDULE H, LINE 4i—SCHEDULE OF ASSETS (HELD AT END OF YEAR) (CONTINUED)
DECEMBER 31, 2025

FD491 PAGE 22
SCHEDULE H (FORM 5500 - 42-1) BANK OF LABOR - MONTHLY C 18661
SCHEDULE OF ASSETS HELD FOR
INVESTMENT PURPOSES AT END OF YEAR BASE CURRENCY: USD AS OF DECEMBER 31,2025

IDENTITY OF ISSUE, BORROWER, LESSOR	DESCRIPTION OF INVESTMENT	SHARES / PAR	COST	CURRENT VALUE
345397C92 FORD MOTOR CREDIT CO LLC CALLABLE NOTES	SEMI-ANN. 6.800% 05/12/2028	315,000.000	314,959	328,768
34959EAA7 FORTINET INC CALLABLE NOTES FIXED 1% 15/	SEMI-ANN. 1.000% 03/15/2026	345,000.000	343,147	342,722
350930AF0 FOUNDRY JV HOLDCO LLC CALLABLE BOND FIXE	SEMI-ANN. 5.500% 01/25/2031	620,000.000	619,392	640,730
350930AG8 FOUNDRY JV HOLDCO LLC CALLABLE BOND FIXE	SEMI-ANN. 5.900% 01/25/2033	440,000.000	467,918	461,065
35137LAN5 FOX CORP CALLABLE NOTES FIXED 6.5% 13/OC	SEMI-ANN. 6.500% 10/13/2033	440,000.000	436,498	486,030
368266AT9 GAZPROM PJSC VIA GAZ CAPITAL SA NOTES FI	SEMI-ANN. 4.950% 02/06/2028	255,000.000	249,682	204,000
36168HAA2 GCAT 2021-NQM4 TRUST 2021-NQM4 A1 VARIAB	MONTHLY FLOATING 08/25/2066	.020	0	0
36168VAC7 GCAT 2022-NQM1 TRUST 2022-NQM1 A1 VARIAB	MONTHLY FLOATING 02/25/2067	.010	0	0
369604BW2 GENERAL ELECTRIC CO CALLABLE NOTES FIXED	SEMI-ANN. 3.625% 05/01/2030	1,500,000.000	1,476,990	1,456,010
37045XEU6 GENERAL MOTORS FINANCIAL CO INC CALLABLE	SEMI-ANN. 5.550% 07/15/2029	280,000.000	279,874	290,461
37045XDE3 GENERAL MOTORS FINANCIAL CO INC CALLABLE	SEMI-ANN. 2.350% 01/08/2031	434,000.000	424,910	390,328
37045XFG6 GENERAL MOTORS FINANCIAL CO INC CALLABLE	SEMI-ANN. 5.625% 04/04/2032	325,000.000	324,769	338,846
373334KT7 GEORGIA POWER CO CALLABLE NOTES FIXED 4.	SEMI-ANN. 4.950% 05/17/2033	1,000,000.000	993,200	1,020,928
G38644103 GIGACLOUD TECHNOLOGY INC COMMON STOCK US		200.000	8,022	7,656
37940XAW2 GLOBAL PAYMENTS INC CALLABLE NOTES FIXED	SEMI-ANN. 4.875% 11/15/2030	335,000.000	334,896	335,739
361841AP4 GLP CAPITAL LP / GLP FINANCING II INC CA	SEMI-ANN. 4.000% 01/15/2030	380,000.000	412,757	369,413

JPMorgan Investor Services J.P.Morgan

BOILERMAKERS NATIONAL ANNUITY TRUST
E.I.N. 48-1029345 PLAN NO. 001
SCHEDULE H, LINE 4i—SCHEDULE OF ASSETS (HELD AT END OF YEAR) (CONTINUED)
DECEMBER 31, 2025

FD491 PAGE 33
SCHEDULE H (FORM 5500 - 4i-1) BANK OF LABOR - MONTHLY C 18661
SCHEDULE OF ASSETS HELD FOR
INVESTMENT PURPOSES AT END OF YEAR BASE CURRENCY: USD AS OF DECEMBER 31,2025

IDENTITY OF ISSUE, BORROWER, LESSOR	DESCRIPTION OF INVESTMENT SHARES / PAR	COST	CURRENT VALUE
37989AAL9 GLS AUTO RECEIVABLES ISSUER TRUST 2024-3	MONTHLY 5.530% 02/18/2031 405,000.000	403,829	409,659
361886CW2 GMF FLOORPLAN OWNER REVOLVING TRUST 2023	MONTHLY 5.340% 06/15/2030 310,000.000	309,866	319,935
38150AE68 GOLDMAN SACHS GROUP INC/THE CALLABLE MED	SEMI-ANN. FLOATING 03/31/2030 200,000.000	200,000	199,501
38141GYA6 GOLDMAN SACHS GROUP INC/THE CALLABLE NOT	SEMI-ANN. 1.431% 03/09/2027 245,000.000	245,000	243,752
38141GYM0 GOLDMAN SACHS GROUP INC/THE CALLABLE NOT	SEMI-ANN. 1.948% 10/21/2027 270,000.000	270,000	265,451
38141GWL4 GOLDMAN SACHS GROUP INC/THE CALLABLE NOT	SEMI-ANN. 3.691% 06/05/2028 655,000.000	699,846	651,572
38141GXR0 GOLDMAN SACHS GROUP INC/THE CALLABLE NOT	SEMI-ANN. 1.992% 01/27/2032 200,000.000	200,000	177,825
39121JAH3 GREAT RIVER ENERGY CALLABLE BOND FIXED 4	SEMI-ANN. 4.478% 07/01/2030 158,000.000	156,420	156,819
40057HE48 GS FINANCE CORP CALLABLE MEDIUM TERM NOT	QUARTERLY FLOATING 05/28/2031 500,000.000	500,000	500,000
36253BAU7 GS MORTGAGE SECURITIES TRUST 2014-GC22 2	MONTHLY 3.862% 06/10/2047 403,173.960	387,047	389,911
41285JAD0 HARLEY-DAVIDSON MOTORCYCLE TRUST 2023-A	MONTHLY 5.050% 12/15/2027 77,311.770	77,304	77,545
404119DE6 HCA INC CALLABLE NOTES FIXED 4.6% 15/NOV	SEMI-ANN. 4.600% 11/15/2032 560,000.000	558,690	555,776
42806MAE9 HERTZ VEHICLE FINANCING III LP 2021-2A A	MONTHLY 1.680% 12/27/2027 745,000.000	718,052	730,886
42806MAF6 HERTZ VEHICLE FINANCING III LP 2021-2A B	MONTHLY 2.120% 12/27/2027 350,000.000	332,391	343,183
403956AC9 HILT COMMERCIAL MORTGAGE TRUST 2024-ORL	MONTHLY FLOATING 05/15/2037 400,000.000	399,000	400,742
44216XAA3 HOUSTON GALLERIA MALL TRUST 2025-HGLR 20	MONTHLY FLOATING 02/05/2045 530,000.000	533,913	549,836

JPMorgan Investor Services J.P.Morgan

BOILERMAKERS NATIONAL ANNUITY TRUST
E.I.N. 48-1029345 PLAN NO. 001
SCHEDULE H, LINE 4i—SCHEDULE OF ASSETS (HELD AT END OF YEAR) (CONTINUED)
DECEMBER 31, 2025

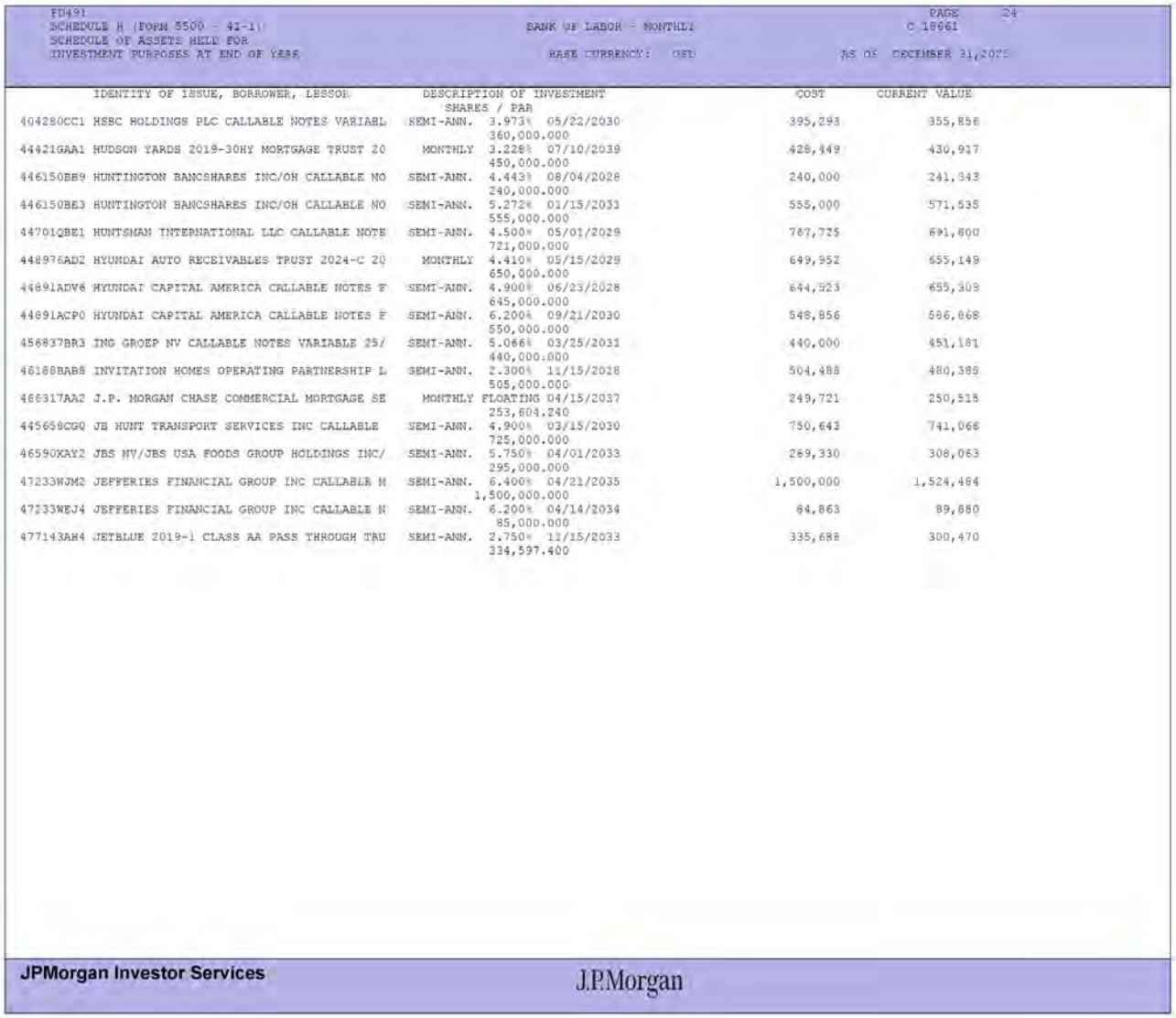

FD491 PAGE 24
SCHEDULE H (FORM 5500 - 42-1) BANK OF LABOR - MONTHLY C 18661
SCHEDULE OF ASSETS HELD FOR
INVESTMENT PURPOSES AT END OF YEAR BASE CURRENCY: USD AS OF DECEMBER 31,2025

IDENTITY OF ISSUE, BORROWER, LESSOR	DESCRIPTION OF INVESTMENT	SHARES / PAR	COST	CURRENT VALUE
404280CC1 HSBC HOLDINGS PLC CALLABLE NOTES VARIABL	SEMI-ANN.	3.973% 05/22/2030 360,000.000	395,293	355,856
44421GAA1 HUDSON YARDS 2019-30HY MORTGAGE TRUST 20	MONTHLY	3.228% 07/10/2039 450,000.000	428,449	430,917
446150BB9 HUNTINGTON BANCSHARES INC/OH CALLABLE NO	SEMI-ANN.	4.443% 08/04/2028 240,000.000	240,000	241,343
446150BE3 HUNTINGTON BANCSHARES INC/OH CALLABLE NO	SEMI-ANN.	5.272% 01/15/2031 555,000.000	555,000	571,535
44701QBE1 HUNTSMAN INTERNATIONAL LLC CALLABLE NOTE	SEMI-ANN.	4.500% 05/01/2029 721,000.000	767,725	691,600
448976AD2 HYUNDAI AUTO RECEIVABLES TRUST 2024-C 20	MONTHLY	4.410% 05/15/2029 650,000.000	649,952	655,149
44891ADV6 HYUNDAI CAPITAL AMERICA CALLABLE NOTES F	SEMI-ANN.	4.900% 06/23/2028 645,000.000	644,523	655,309
44891ACP0 HYUNDAI CAPITAL AMERICA CALLABLE NOTES F	SEMI-ANN.	6.200% 09/21/2030 550,000.000	548,856	586,868
456837BR3 ING GROEP NV CALLABLE NOTES VARIABLE 25/	SEMI-ANN.	5.066% 03/25/2031 440,000.000	440,000	451,181
46188BAB8 INVITATION HOMES OPERATING PARTNERSHIP L	SEMI-ANN.	2.300% 11/15/2028 505,000.000	504,488	480,385
466317AA2 J.P. MORGAN CHASE COMMERCIAL MORTGAGE SE	MONTHLY	FLOATING 04/15/2037 253,604.240	249,721	250,515
445658CG0 JB HUNT TRANSPORT SERVICES INC CALLABLE	SEMI-ANN.	4.900% 03/15/2030 725,000.000	750,643	741,068
46590XAY2 JBS NV/JBS USA FOODS GROUP HOLDINGS INC/	SEMI-ANN.	5.750% 04/01/2033 295,000.000	289,330	308,063
47233WJM2 JEFFERIES FINANCIAL GROUP INC CALLABLE M	SEMI-ANN.	6.400% 04/21/2035 1,500,000.000	1,500,000	1,524,484
47233WEJ4 JEFFERIES FINANCIAL GROUP INC CALLABLE N	SEMI-ANN.	6.200% 04/14/2034 85,000.000	84,863	89,880
477143AH4 JETBLUE 2019-1 CLASS AA PASS THROUGH TRU	SEMI-ANN.	2.750% 11/15/2033 334,597.400	335,688	300,470

JPMorgan Investor Services J.P.Morgan

BOILERMAKERS NATIONAL ANNUITY TRUST
E.I.N. 48-1029345 PLAN NO. 001
SCHEDULE H, LINE 4i—SCHEDULE OF ASSETS (HELD AT END OF YEAR) (CONTINUED)
DECEMBER 31, 2025

FD491 PAGE 25
SCHEDULE H (FORM 5500 - 4I-1) BANK OF LABOR - MONTHLY C 18661
SCHEDULE OF ASSETS HELD FOR
INVESTMENT PURPOSES AT END OF YEAR BASE CURRENCY: USD AS OF DECEMBER 31,2025

IDENTITY OF ISSUE, BORROWER, LESSOR	DESCRIPTION OF INVESTMENT	SHARES / PAR	COST	CURRENT VALUE
48128YAU5 JPMCC COMMERCIAL MORTGAGE SECURITIES TRU	MONTHLY 3.762% 03/10/2052	1,500,000.000	1,484,700	1,479,917
48129RBA2 JPMDB COMMERCIAL MORTGAGE SECURITIES TRU	MONTHLY FLOATING 11/13/2052	510,000.000	408,458	404,965
48128G4V9 JPMORGAN CHASE & CO CALLABLE MEDIUM TERM	QUARTERLY FLOATING 08/20/2031	250,000.000	250,000	236,622
48128GU65 JPMORGAN CHASE & CO CALLABLE MEDIUM TERM	SEMI-ANN. 2.000% 07/31/2033	200,000.000	191,250	164,933
46647PCB0 JPMORGAN CHASE & CO CALLABLE NOTES VARIA	SEMI-ANN. 1.578% 04/22/2027	465,000.000	465,000	461,543
491386AF3 KENTUCKY POWER CO CALLABLE NOTES FIXED 7	SEMI-ANN. 7.000% 12/15/2033	310,000.000	333,827	339,116
505912AG0 LAD AUTO RECEIVABLES TRUST 2025-2 2025-2	MONTHLY 4.700% 08/16/2032	360,000.000	359,941	363,060
53944YBC6 LLOYDS BANKING GROUP PLC CALLABLE NOTES	SEMI-ANN. 5.087% 11/26/2028	420,000.000	420,000	428,051
539439AK7 LLOYDS BANKING GROUP PLC CALLABLE NOTES	SEMI-ANN. 5.871% 03/06/2029	290,000.000	290,000	300,751
53944YBA0 LLOYDS BANKING GROUP PLC CALLABLE NOTES	SEMI-ANN. 5.721% 06/05/2030	615,000.000	615,000	643,931
54750AAA4 LOW INCOME INVESTMENT FUND CALLABLE BOND	SEMI-ANN. 3.386% 07/01/2026	475,000.000	492,133	472,242
548661EV5 LOWE'S COS INC CALLABLE NOTES FIXED 4.25	SEMI-ANN. 4.250% 03/15/2031	1,200,000.000	1,200,000	1,196,215
55261FAU8 M&T BANK CORP CALLABLE MEDIUM TERM NOTE	SEMI-ANN. 4.833% 01/16/2029	410,000.000	410,000	416,636
55608JBC1 MACQUARIE GROUP LTD CALLABLE NOTES VARIA	SEMI-ANN. 4.098% 06/21/2028	135,000.000	135,000	135,025
566007AC4 MARB BONDCO PLC CALLABLE BOND FIXED 3.95	SEMI-ANN. 3.950% 01/29/2031	255,000.000	255,000	231,061
571676AZ8 MARS INC CALLABLE NOTES FIXED 5% 01/MAR/	SEMI-ANN. 5.000% 03/01/2032	360,000.000	359,273	371,595

JPMorgan Investor Services J.P.Morgan

BOILERMAKERS NATIONAL ANNUITY TRUST
E.I.N. 48-1029345 PLAN NO. 001
SCHEDULE H, LINE 4i—SCHEDULE OF ASSETS (HELD AT END OF YEAR) (CONTINUED)
DECEMBER 31, 2025

FD491 PAGE 26
SCHEDULE H (FORM 5500 - 4i-1) BANK OF LABOR - MONTHLY C 18661
SCHEDULE OF ASSETS HELD FOR
INVESTMENT PURPOSES AT END OF YEAR BASE CURRENCY: USD AS OF DECEMBER 31,2025

IDENTITY OF ISSUE, BORROWER, LESSOR	DESCRIPTION OF INVESTMENT	COST	CURRENT VALUE
	SHARES / PAR		
30303MAC6 META PLATFORMS INC CALLABLE NOTES FIXED	SEMI-ANN. 4.600% 11/15/2032 445,000.000	444,964	449,178
59525EAA9 MID-ATLANTIC MILITARY FAMILY COMMUNITIES	SEMI-ANN. 4.000% 08/01/2028 300,000.000	290,346	295,017
59525EAD3 MID-ATLANTIC MILITARY FAMILY COMMUNITIES	SEMI-ANN. 5.000% 08/01/2045 290,000.000	301,820	303,227
59525EAE1 MID-ATLANTIC MILITARY FAMILY COMMUNITIES	SEMI-ANN. 5.000% 06/01/2050 333,000.000	329,670	347,751
603051AF0 MINERAL RESOURCES LTD CALLABLE NOTES FIX	SEMI-ANN. 7.000% 04/01/2031 275,000.000	275,000	286,808
61746BDZ6 MORGAN STANLEY CALLABLE MEDIUM TERM NOTE	SEMI-ANN. 3.875% 01/27/2026 955,000.000	1,031,355	954,871
61747YEH4 MORGAN STANLEY CALLABLE MEDIUM TERM NOTE	SEMI-ANN. 2.511% 10/20/2032 160,000.000	160,000	143,663
61746UAN2 MORGAN STANLEY CALLABLE MEDIUM TERM NOTE	SEMI-ANN. 4.892% 10/22/2036 235,000.000	235,000	233,441
61747YFA8 MORGAN STANLEY CALLABLE NOTES VARIABLE 0	SEMI-ANN. 5.123% 02/01/2029 260,000.000	259,995	265,466
61776EAA1 MORGAN STANLEY CAPITAL I TRUST 2024-BPR2	MONTHLY 7.291% 05/05/2029 650,145.720	676,691	684,858
61766YFB2 MORGAN STANLEY FINANCE LLC CALLABLE MEDI	SEMI-ANN. FLOATING 12/19/2030 1,200,000.000	1,199,400	1,085,332
61766YLE2 MORGAN STANLEY FINANCE LLC CALLABLE MEDI	SEMI-ANN. 6.000% 11/16/2032 1,000,000.000	1,000,000	1,017,791
61766YUC3 MORGAN STANLEY FINANCE LLC CALLABLE MEDI	SEMI-ANN. 5.250% 08/12/2036 500,000.000	500,000	512,856
55336VBQ2 MPLX LP CALLABLE NOTES FIXED 2.65% 15/AU	SEMI-ANN. 2.650% 08/15/2030 440,000.000	439,514	407,894
55336VAR1 MPLX LP CALLABLE NOTES FIXED 4% 15/MAR/2	SEMI-ANN. 4.000% 03/15/2028 470,000.000	491,604	469,138
55336VCC2 MPLX LP CALLABLE NOTES FIXED 5.4% 15/SEP	SEMI-ANN. 5.400% 09/15/2035 365,000.000	361,142	368,321

JPMorgan Investor Services J.P.Morgan

BOILERMAKERS NATIONAL ANNUITY TRUST
E.I.N. 48-1029345 PLAN NO. 001
SCHEDULE H, LINE 4i—SCHEDULE OF ASSETS (HELD AT END OF YEAR) (CONTINUED)
DECEMBER 31, 2025

FD491 PAGE
SCHEDULE H (FORM 5500 - 4i-1) BANK OF LABOR - MONTHLY C 18661
SCHEDULE OF ASSETS HELD FOR
INVESTMENT PURPOSES AT END OF YEAR BASE CURRENCY: USD AS OF DECEMBER 31,2025

IDENTITY OF ISSUE, BORROWER, LESSOR	DESCRIPTION OF INVESTMENT	COST	CURRENT VALUE
	SHARES / PAR		
55361AAX2 MSWF COMMERCIAL MORTGAGE TRUST 2023-2 20	MONTHLY FLOATING 12/15/2056 280,000.000	288,388	304,946
636180BR1 NATIONAL FUEL GAS CO CALLABLE NOTES FIXE	SEMI-ANN. 2.950% 03/01/2031 205,000.000	206,991	187,124
636180BS9 NATIONAL FUEL GAS CO CALLABLE NOTES FIXE	SEMI-ANN. 5.500% 10/01/2026 400,000.000	399,120	404,001
636180BT7 NATIONAL FUEL GAS CO CALLABLE NOTES FIXE	SEMI-ANN. 5.500% 03/15/2030 465,000.000	464,868	479,933
63874AAA6 NATIXIS COMMERCIAL MORTGAGE SECURITIES T	MONTHLY FLOATING 08/15/2038 320,219.460	302,607	310,951
780097BP5 NATWEST GROUP PLC CALLABLE NOTES VARIABL	SEMI-ANN. 3.073% 05/22/2028 720,000.000	747,450	710,949
62887TAB4 NCMF TRUST 2025-MFS 2025-MFS C VARIABLE	MONTHLY FLOATING 06/10/2033 440,000.000	445,208	447,780
62887TAG9 NCMF TRUST 2025-MFS 2025-MFS D VARIABLE	MONTHLY FLOATING 06/10/2033 375,000.000	382,720	381,421
65364UAT3 NIAGARA MOHAWK POWER CORP CALLABLE NOTES	SEMI-ANN. 5.290% 01/17/2034 550,000.000	550,000	560,212
65480CAC9 NISSAN MOTOR ACCEPTANCE CO LLC CALLABLE	SEMI-ANN. 1.850% 09/16/2026 230,000.000	229,945	224,425
65480CAF2 NISSAN MOTOR ACCEPTANCE CO LLC CALLABLE	SEMI-ANN. 7.050% 09/15/2028 695,000.000	694,305	718,793
65486AAA1 NLV FINANCIAL CORP CALLABLE NOTES FIXED RATINGS: BAA2 BBB+	SEMI-ANN. 7.500% 08/15/2033 565,000.000	621,319	617,755
67114VAA1 OBX 2022-NQM1 TRUST 2022-NQM1 A1 VARIABL	MONTHLY FLOATING 11/25/2061 .250	0	0
67449KAU7 OBX 2025-J3 TRUST 2025-J3 A5 FLOATING 25	MONTHLY FLOATING 10/25/2055 551,294.500	551,281	551,198
670837AD5 OGE ENERGY CORP CALLABLE NOTES FIXED 5.4	SEMI-ANN. 5.450% 05/15/2029 435,000.000	434,430	450,874
68269LAJ9 ONEMAIN FINANCE CORP CALLABLE NOTES FIXE	SEMI-ANN. 6.750% 03/15/2032 295,000.000	295,000	302,882

JPMorgan Investor Services J.P.Morgan

FD491 PAGE 28
SCHEDULE H (FORM 5500 - 42-1) BANK OF LABOR - MONTHLY C 18661
SCHEDULE OF ASSETS HELD FOR
INVESTMENT PURPOSES AT END OF YEAR BASE CURRENCY: USD AS OF DECEMBER 31,2025

IDENTITY OF ISSUE, BORROWER, LESSOR	DESCRIPTION OF INVESTMENT	COST	CURRENT VALUE
	SHARES / PAR		
682691AF7 ONEMAIN FINANCE CORP CALLABLE NOTES FIXE	SEMI-ANN. 7.500% 05/15/2031 310,000.000	310,000	326,170
682680AY9 ONEOK INC CALLABLE NOTES FIXED 3.4% 01/S	SEMI-ANN. 3.400% 09/01/2029 550,000.000	573,432	533,303
68268NAC7 ONEOK PARTNERS LP CALLABLE NOTES FIXED 6 RATINGS: BAA2 BBB	SEMI-ANN. 6.650% 10/01/2036 1,250,000.000	1,408,338	1,364,169
68389XCD5 ORACLE CORP CALLABLE NOTES FIXED 2.3% 25	SEMI-ANN. 2.300% 03/25/2028 500,000.000	514,185	476,941
68389XDK8 ORACLE CORP CALLABLE NOTES FIXED 4.8% 26	SEMI-ANN. 4.800% 09/26/2032 670,000.000	669,766	680,049
69403WAB3 PACIFIC BEACON LLC CALLABLE BOND VARIABL	SEMI-ANN. FLOATING 07/15/2026 292,500.000	288,844	292,250
694308JP5 PACIFIC GAS AND ELECTRIC CO CALLABLE BON	SEMI-ANN. 2.100% 08/01/2027 340,000.000	339,368	329,665
695114DC9 PACIFICORP CALLABLE BOND FIXED 5.3% 15/F	SEMI-ANN. 5.300% 02/15/2031 1,750,000.000	1,813,805	1,802,186
718547AY8 PHILLIPS 66 CO CALLABLE NOTES FIXED 4.95	SEMI-ANN. 4.950% 03/15/2035 750,000.000	740,963	748,874
718547AU6 PHILLIPS 66 CO CALLABLE NOTES FIXED 5.25	SEMI-ANN. 5.250% 06/15/2031 1,000,000.000	1,055,300	1,040,480
693475BT1 PNC FINANCIAL SERVICES GROUP INC/THE CAL	SEMI-ANN. 6.615% 10/20/2027 345,000.000	345,000	351,904
693475BZ7 PNC FINANCIAL SERVICES GROUP INC/THE CAL	SEMI-ANN. 5.401% 07/23/2035 500,000.000	522,700	519,048
74166AAA0 PRIME HEALTHCARE FOUNDATION INC CALLABLE	SEMI-ANN. 7.000% 12/01/2027 636,000.000	666,344	659,212
69362BBD3 PSEG POWER LLC CALLABLE NOTES FIXED 5.2%	SEMI-ANN. 5.200% 05/15/2030 360,000.000	359,849	368,575
744533BQ2 PUBLIC SERVICE CO OF OKLAHOMA CALLABLE N	SEMI-ANN. 5.250% 01/15/2033 115,000.000	114,644	118,168
745332CM6 PUGET SOUND ENERGY INC CALLABLE BOND FIX	SEMI-ANN. 5.330% 06/15/2034 470,000.000	469,995	484,563

JPMorgan Investor Services J.P.Morgan

BOILERMAKERS NATIONAL ANNUITY TRUST
E.I.N. 48-1029345 PLAN NO. 001
SCHEDULE H, LINE 4i—SCHEDULE OF ASSETS (HELD AT END OF YEAR) (CONTINUED)
DECEMBER 31, 2025

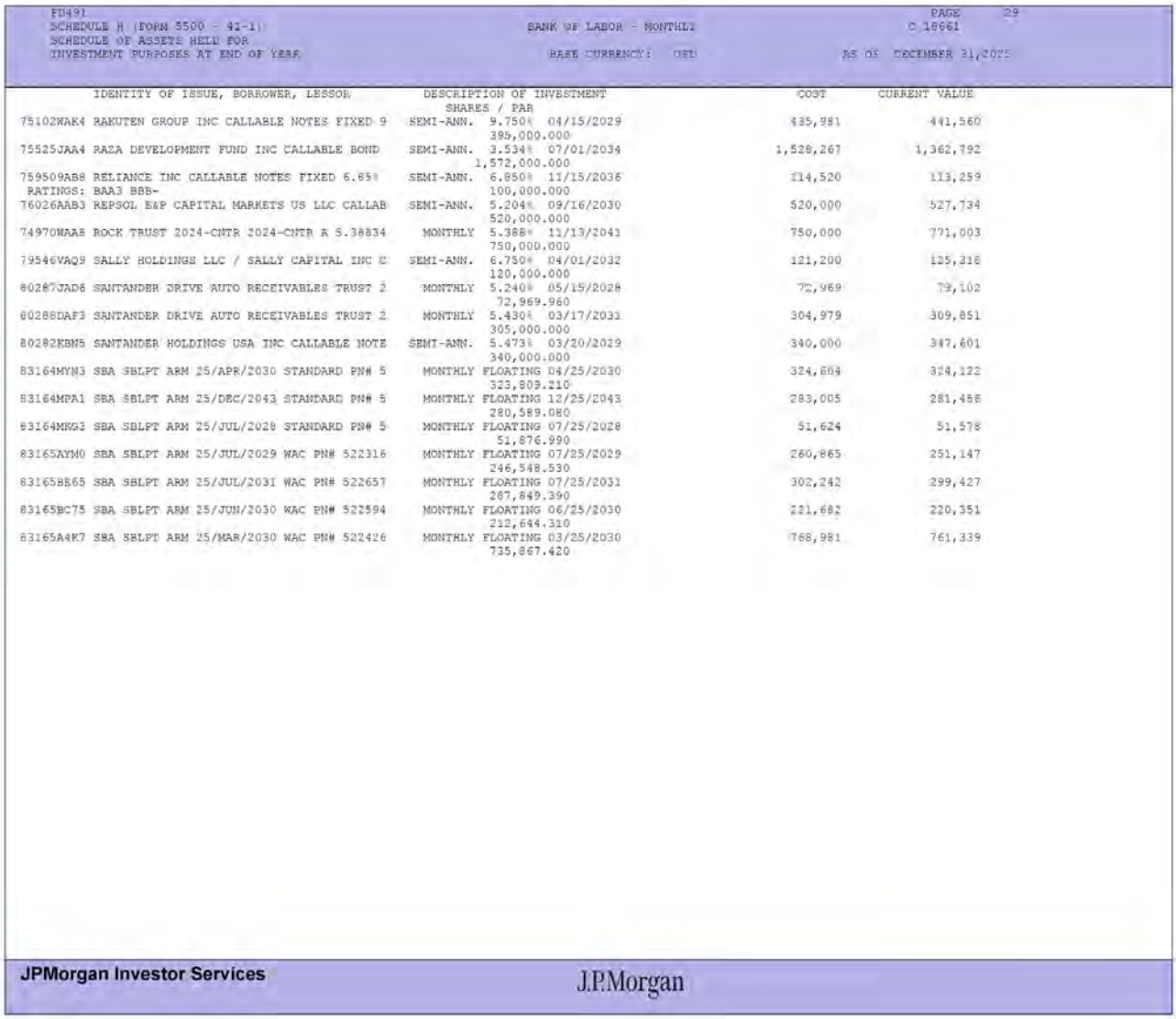

FD491 PAGE 29
SCHEDULE H (FORM 5500 - 42-1) BANK OF LABOR - MONTHLY C 18661
SCHEDULE OF ASSETS HELD FOR INVESTMENT PURPOSES AT END OF YEAR BASE CURRENCY: USD AS OF DECEMBER 31,2025

IDENTITY OF ISSUE, BORROWER, LESSOR	DESCRIPTION OF INVESTMENT	SHARES / PAR	COST	CURRENT VALUE
75102WAK4 RAKUTEN GROUP INC CALLABLE NOTES FIXED 9	SEMI-ANN. 9.750% 04/15/2029	395,000.000	435,981	441,560
75525JAA4 RAZA DEVELOPMENT FUND INC CALLABLE BOND	SEMI-ANN. 3.534% 07/01/2034	1,572,000.000	1,528,267	1,362,792
759509AB8 RELIANCE INC CALLABLE NOTES FIXED 6.85% RATINGS: BAA3 BBB-	SEMI-ANN. 6.850% 11/15/2036	100,000.000	114,520	113,259
76026AAB3 REPSOL E&P CAPITAL MARKETS US LLC CALLAB	SEMI-ANN. 5.204% 09/16/2030	520,000.000	520,000	527,734
74970WAA8 ROCK TRUST 2024-CNTR 2024-CNTR A 5.38834	MONTHLY 5.388% 11/13/2041	750,000.000	750,000	771,003
79546VAQ9 SALLY HOLDINGS LLC / SALLY CAPITAL INC C	SEMI-ANN. 6.750% 04/01/2032	120,000.000	121,200	125,318
80287JAD6 SANTANDER DRIVE AUTO RECEIVABLES TRUST 2	MONTHLY 5.240% 05/15/2028	72,969.960	72,969	73,102
80288DAF3 SANTANDER DRIVE AUTO RECEIVABLES TRUST 2	MONTHLY 5.430% 03/17/2031	305,000.000	304,979	309,851
80282KBN5 SANTANDER HOLDINGS USA INC CALLABLE NOTE	SEMI-ANN. 5.473% 03/20/2029	340,000.000	340,000	347,601
83164MYN3 SBA SBLPT ARM 25/APR/2030 STANDARD PN# 5	MONTHLY FLOATING 04/25/2030	323,809.210	324,604	324,122
83164MPA1 SBA SBLPT ARM 25/DEC/2043 STANDARD PN# 5	MONTHLY FLOATING 12/25/2043	280,589.080	283,005	281,458
83164MKG3 SBA SBLPT ARM 25/JUL/2028 STANDARD PN# 5	MONTHLY FLOATING 07/25/2028	51,876.990	51,624	51,578
83165AYM0 SBA SBLPT ARM 25/JUL/2029 WAC PN# 522316	MONTHLY FLOATING 07/25/2029	246,548.530	260,865	251,147
83165BB65 SBA SBLPT ARM 25/JUL/2031 WAC PN# 522657	MONTHLY FLOATING 07/25/2031	287,849.390	302,242	299,427
83165BC75 SBA SBLPT ARM 25/JUN/2030 WAC PN# 522594	MONTHLY FLOATING 06/25/2030	212,644.310	221,682	220,351
83165A4K7 SBA SBLPT ARM 25/MAR/2030 WAC PN# 522426	MONTHLY FLOATING 03/25/2030	735,867.420	768,981	761,339

JPMorgan Investor Services J.P.Morgan

BOILERMAKERS NATIONAL ANNUITY TRUST
E.I.N. 48-1029345 PLAN NO. 001
SCHEDULE H, LINE 4i—SCHEDULE OF ASSETS (HELD AT END OF YEAR) (CONTINUED)
DECEMBER 31, 2025

FD491 PAGE 30
SCHEDULE H (FORM 5500 - 42-1) BANK OF LABOR - MONTHLY C 16661
SCHEDULE OF ASSETS HELD FOR
INVESTMENT PURPOSES AT END OF YEAR BASE CURRENCY: USD AS OF DECEMBER 31,2025

IDENTITY OF ISSUE, BORROWER, LESSOR	DESCRIPTION OF INVESTMENT	SHARES / PAR	COST	CURRENT VALUE
8316A0DA5 SBA SBLPT ARM 25/MAR/2047 STANDARD PN# 5	MONTHLY FLOATING 03/25/2047	184,057.720	192,110	190,895
83164LWX5 SBA SBLPT ARM 25/MAY/2040 STANDARD PN# 5	MONTHLY FLOATING 05/25/2040	197,405.990	201,354	198,144
83165AXT6 SBA SBLPT ARM 25/NOV/2028 WAC PN# 522290	MONTHLY FLOATING 11/25/2028	10,062.640	10,339	10,026
78398LAC3 SCMS 2025-BNC1 MORTGAGE TRUST 2025-BNC1	MONTHLY 4.501% 12/15/2057	470,000.000	470,000	470,503
816300AG2 SELECTIVE INSURANCE GROUP INC NOTES FIXE	SEMI-ANN. 6.700% 11/01/2035	340,000.000	340,250	350,576
828730AC5 SIMMONS FIRST NATIONAL CORP CALLABLE NOT	SEMI-ANN. 6.250% 10/01/2035	2,000,000.000	2,036,315	2,015,997
832248AZ1 SMITHFIELD FOODS INC CALLABLE NOTES FIXE	SEMI-ANN. 4.250% 02/01/2027	75,000.000	82,572	74,747
832248BB3 SMITHFIELD FOODS INC CALLABLE NOTES FIXE	SEMI-ANN. 5.200% 04/01/2029	205,000.000	203,959	207,748
83368RBW1 SOCIETE GENERALE SA CALLABLE NOTES VARIA	SEMI-ANN. 5.634% 01/19/2030	225,000.000	225,000	232,220
83368RBJ0 SOCIETE GENERALE SA CALLABLE NOTES VARIA	SEMI-ANN. 3.337% 01/21/2033	460,000.000	460,165	420,101
84132GAA7 SOUTHEAST ALASKA REGIONAL HEALTH CONSORT	SEMI-ANN. 2.262% 07/01/2031	750,000.000	640,080	642,984
842400JJ3 SOUTHERN CALIFORNIA EDISON CO CALLABLE B	SEMI-ANN. 5.250% 03/15/2030	430,000.000	430,431	441,449
843646AY6 SOUTHERN POWER CO CALLABLE NOTES FIXED 4	SEMI-ANN. 4.900% 10/01/2035	1,000,000.000	1,000,000	991,103
35564ABF7 STACR TRUST 2018-HRP2 2018-HRP2 M3 FLOAT	MONTHLY FLOATING 02/25/2047	.030	0	0
854502AT8 STANLEY BLACK & DECKER INC CALLABLE NOTE	SEMI-ANN. 6.000% 03/06/2028	725,000.000	758,660	751,534
864300AE8 SUBWAY FUNDING LLC 2024-1A A23 6.505% 30	QUARTERLY 6.505% 07/30/2054	425,700.000	440,996	440,276

JPMorgan Investor Services J.P.Morgan

BOILERMAKERS NATIONAL ANNUITY TRUST
E.I.N. 48-1029345 PLAN NO. 001
SCHEDULE H, LINE 4i—SCHEDULE OF ASSETS (HELD AT END OF YEAR) (CONTINUED)
DECEMBER 31, 2025

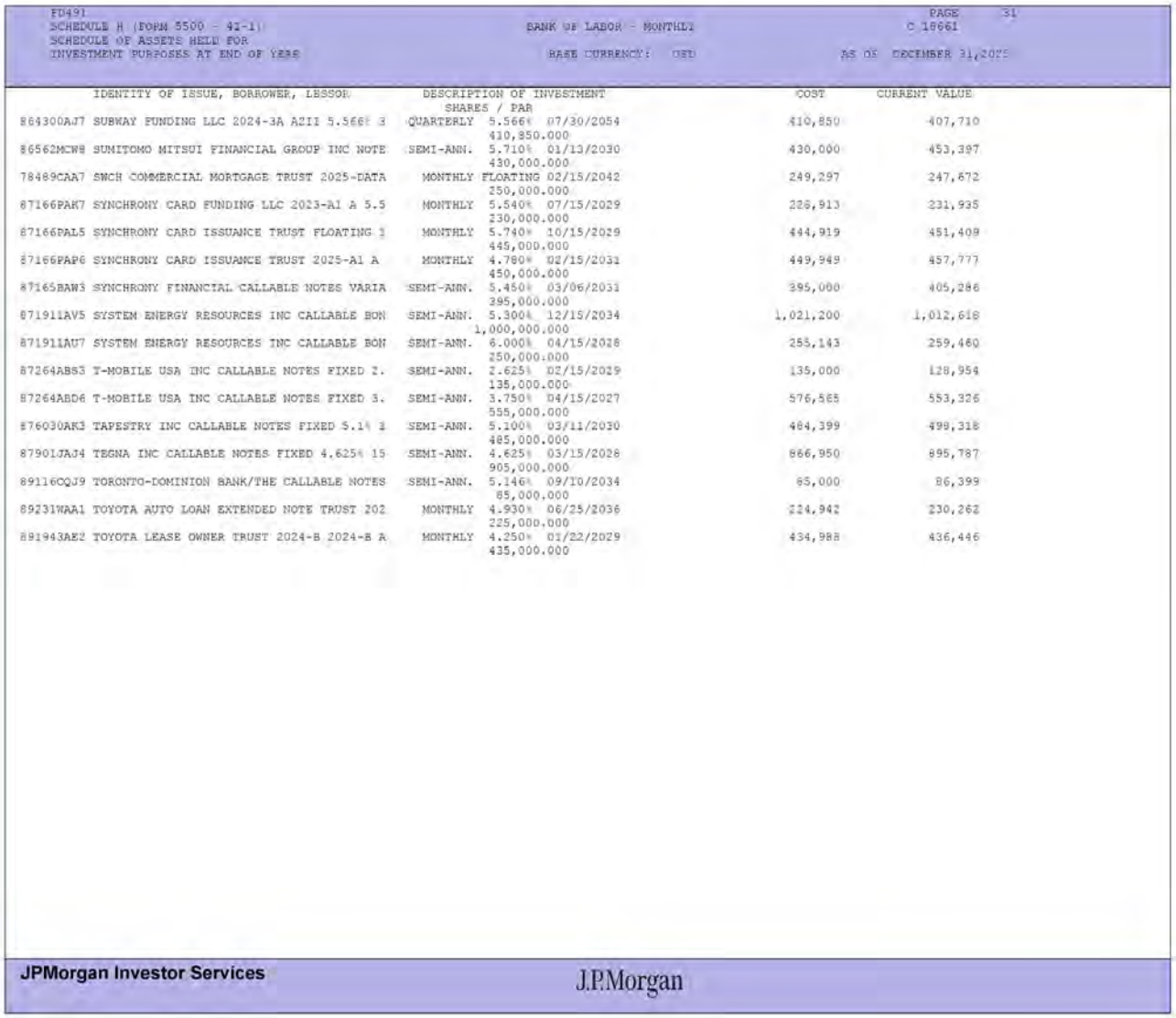

FD491 PAGE 31
SCHEDULE H (FORM 5500 - 42-1) BANK OF LABOR - MONTHLY C 18661
SCHEDULE OF ASSETS HELD FOR
INVESTMENT PURPOSES AT END OF YEAR BASE CURRENCY: USD AS OF DECEMBER 31,2025

IDENTITY OF ISSUE, BORROWER, LESSOR	DESCRIPTION OF INVESTMENT	SHARES / PAR	COST	CURRENT VALUE
864300AJ7 SUBWAY FUNDING LLC 2024-3A A2II 5.566% 3	QUARTERLY	5.566% 07/30/2054 410,850.000	410,850	407,710
86562MCW8 SUMITOMO MITSUI FINANCIAL GROUP INC NOTE	SEMI-ANN.	5.710% 01/13/2030 430,000.000	430,000	453,397
78489CAA7 SMCH COMMERCIAL MORTGAGE TRUST 2025-DATA	MONTHLY	FLOATING 02/15/2042 250,000.000	249,297	247,672
87166PAK7 SYNCHRONY CARD FUNDING LLC 2023-A1 A 5.5	MONTHLY	5.540% 07/15/2029 230,000.000	228,913	231,935
87166PAL5 SYNCHRONY CARD ISSUANCE TRUST FLOATING 1	MONTHLY	5.740% 10/15/2029 445,000.000	444,919	451,409
87166PAP6 SYNCHRONY CARD ISSUANCE TRUST 2025-A1 A	MONTHLY	4.780% 02/15/2031 450,000.000	449,949	457,777
87165BAW3 SYNCHRONY FINANCIAL CALLABLE NOTES VARIA	SEMI-ANN.	5.450% 03/06/2031 395,000.000	395,000	405,286
871911AV5 SYSTEM ENERGY RESOURCES INC CALLABLE BON	SEMI-ANN.	5.300% 12/15/2034 1,000,000.000	1,021,200	1,012,618
871911AU7 SYSTEM ENERGY RESOURCES INC CALLABLE BON	SEMI-ANN.	6.000% 04/15/2028 250,000.000	255,143	259,460
87264ABS3 T-MOBILE USA INC CALLABLE NOTES FIXED 2.	SEMI-ANN.	2.625% 02/15/2029 135,000.000	135,000	128,954
87264ABD6 T-MOBILE USA INC CALLABLE NOTES FIXED 3.	SEMI-ANN.	3.750% 04/15/2027 556,000.000	576,565	553,326
876030AK3 TAPESTRY INC CALLABLE NOTES FIXED 5.1% 3	SEMI-ANN.	5.100% 03/11/2030 485,000.000	484,399	499,318
87901JAJ4 TEGNA INC CALLABLE NOTES FIXED 4.625% 15	SEMI-ANN.	4.625% 03/15/2028 905,000.000	866,950	895,787
89116CQJ9 TORONTO-DOMINION BANK/THE CALLABLE NOTES	SEMI-ANN.	5.146% 09/10/2034 85,000.000	85,000	86,399
89231WAA1 TOYOTA AUTO LOAN EXTENDED NOTE TRUST 202	MONTHLY	4.930% 06/25/2036 225,000.000	224,942	230,262
891943AE2 TOYOTA LEASE OWNER TRUST 2024-B 2024-B A	MONTHLY	4.250% 01/22/2029 435,000.000	434,988	436,446

JPMorgan Investor Services J.P.Morgan

BOILERMAKERS NATIONAL ANNUITY TRUST
E.I.N. 48-1029345 PLAN NO. 001
SCHEDULE H, LINE 4i—SCHEDULE OF ASSETS (HELD AT END OF YEAR) (CONTINUED)
DECEMBER 31, 2025

FD491 PAGE SC
SCHEDULE H (FORM 5500 - 42-1) BANK OF LABOR - MONTHLY C 18661
SCHEDULE OF ASSETS HELD FOR
INVESTMENT PURPOSES AT END OF YEAR BASE CURRENCY: USD AS OF DECEMBER 31,2025

IDENTITY OF ISSUE, BORROWER, LESSOR	DESCRIPTION OF INVESTMENT	SHARES / PAR	COST	CURRENT VALUE
89543HAB5 TRI-COMMAND MARINES CUSTODIAL ACCOUNT LL	SEMI-ANN.	5.383% 08/15/2035 500,000.000	544,290	466,789
89543HAC3 TRI-COMMAND MARINES CUSTODIAL ACCOUNT LL	SEMI-ANN.	5.383% 08/15/2041 258,000.000	203,175	216,993
89543HAD1 TRI-COMMAND MARINES CUSTODIAL ACCOUNT LL	SEMI-ANN.	5.383% 08/15/2044 623,000.000	673,120	461,736
89543HAE9 TRI-COMMAND MARINES CUSTODIAL ACCOUNT LL	SEMI-ANN.	FLOATING 02/15/2048 703,000.000	703,000	483,916
07330MAC1 TRUIST BANK CALLABLE NOTES VARIABLE 17/S	SEMI-ANN.	4.632* 09/17/2029 255,000.000	255,000	255,790
90276EAE7 UBS COMMERCIAL MORTGAGE TRUST 2017-C1 20	MONTHLY	3.460* 06/15/2050 295,000.000	287,885	291,249
90276UBE0 UBS COMMERCIAL MORTGAGE TRUST 2017-C6 20	MONTHLY	FLOATING 12/15/2050 255,000.000	217,786	219,913
90270YAG4 UBS-BARCLAYS COMMERCIAL MORTGAGE TRUST 2	MONTHLY	FLOATING 03/10/2046 329,560.780	303,196	322,174
90931GAA7 UNITED AIRLINES 2020-1 CLASS A PASS THRO	QUARTERLY	5.875% 04/15/2029 130,922.480	135,545	134,251
914746AM4 UNIVERSITY OF LOUISVILLE FOUNDATION INC	SEMI-ANN.	4.475% 03/01/2026 700,000.000	700,000	699,047
90346WAA1 US AIRWAYS 2013-1 CLASS A PASS THROUGH T	SEMI-ANN.	3.950% 05/15/2027 .020	0	0
92343VGJ7 VERIZON COMMUNICATIONS INC CALLABLE NOTE	SEMI-ANN.	2.550% 03/21/2031 544,000.000	541,764	497,518
92343VHF4 VERIZON COMMUNICATIONS INC CALLABLE NOTE	SEMI-ANN.	4.750% 01/15/2033 165,000.000	164,520	165,197
927804GK4 VIRGINIA ELECTRIC AND POWER CO CALLABLE	SEMI-ANN.	5.000% 04/01/2033 445,000.000	443,754	456,401
927804GM0 VIRGINIA ELECTRIC AND POWER CO CALLABLE	SEMI-ANN.	5.300% 08/15/2033 500,000.000	500,000	519,306
92840VAR3 VISTRA OPERATIONS CO LLC CALLABLE NOTES	SEMI-ANN.	6.875% 04/15/2032 295,000.000	295,000	310,759

JPMorgan Investor Services J.P.Morgan

FD491 PAGE 33
SCHEDULE H (FORM 5500 - 4I-1) BANK OF LABOR - MONTHLY C 18661
SCHEDULE OF ASSETS HELD FOR
INVESTMENT PURPOSES AT END OF YEAR BASE CURRENCY: USD AS OF DECEMBER 31,2025

IDENTITY OF ISSUE, BORROWER, LESSOR	DESCRIPTION OF INVESTMENT	SHARES / PAR	COST	CURRENT VALUE
92840VAS1 VISTRA OPERATIONS CO LLC CALLABLE NOTES	SEMI-ANN. 6.000% 04/15/2034	415,000.000	403,027	436,674
929089AB6 VOYA FINANCIAL INC CALLABLE NOTES FIXED	SEMI-ANN. 3.650% 06/15/2026	120,000.000	119,651	119,742
92943PAA9 WB COMMERCIAL MORTGAGE TRUST 2024-HQ 202	MONTHLY FLOATING 03/15/2040	370,000.000	369,465	369,383
92939UAG1 WEC ENERGY GROUP INC CALLABLE NOTES FIXE	SEMI-ANN. 2.200% 12/15/2028	400,000.000	399,044	380,069
95000U2V4 WELLS FARGO & CO CALLABLE MEDIUM TERM NO	SEMI-ANN. 3.526% 03/24/2028	380,000.000	380,000	377,567
95000U2U6 WELLS FARGO & CO CALLABLE MEDIUM TERM NO	SEMI-ANN. 3.350% 03/02/2033	230,000.000	202,867	214,958
95001DG46 WELLS FARGO & CO CALLABLE MEDIUM TERM NO	SEMI-ANN. FLOATING 05/06/2031	500,000.000	500,000	503,099
94974BGL9 WELLS FARGO & CO MEDIUM TERM NOTE FIXED	SEMI-ANN. 4.300% 07/22/2027	620,000.000	701,755	622,498
949746SH5 WELLS FARGO & CO NOTES FIXED 3% 23/OCT/2	SEMI-ANN. 3.000% 10/23/2026	135,000.000	134,688	134,022
95001VAZ3 WELLS FARGO COMMERCIAL MORTGAGE TRUST 20	MONTHLY FLOATING 08/15/2052	390,000.000	322,551	330,312
958667AP4 WESTERN MIDSTREAM OPERATING LP CALLABLE	SEMI-ANN. 6.350% 01/15/2029	675,000.000	673,556	710,803
962166BT0 WEYERHAEUSER CO CALLABLE NOTES FIXED 6.8	SEMI-ANN. 6.875% 12/15/2033	1,535,000.000	1,700,143	1,715,455
RATINGS: BAi BBB-				
981464HL7 WORLD FINANCIAL NETWORK CREDIT CARD MAST	MONTHLY 5.020% 03/15/2030	535,000.000	532,614	537,070
65342QAB8 XPLR INFRASTRUCTURE OPERATING PARTNERS L	SEMI-ANN. 4.500% 09/15/2027	246,000.000	240,006	245,210
65342QAM4 XPLR INFRASTRUCTURE OPERATING PARTNERS L	SEMI-ANN. 7.250% 01/15/2029	355,000.000	348,788	363,734
98380MAA3 XPLR INFRASTRUCTURE OPERATING PARTNERS L	SEMI-ANN. 8.375% 01/15/2031	230,000.000	230,000	241,434

JPMorgan Investor Services J.P.Morgan

BOILERMAKERS NATIONAL ANNUITY TRUST
E.I.N. 48-1029345 PLAN NO. 001
SCHEDULE H, LINE 4i—SCHEDULE OF ASSETS (HELD AT END OF YEAR) (CONTINUED)
DECEMBER 31, 2025

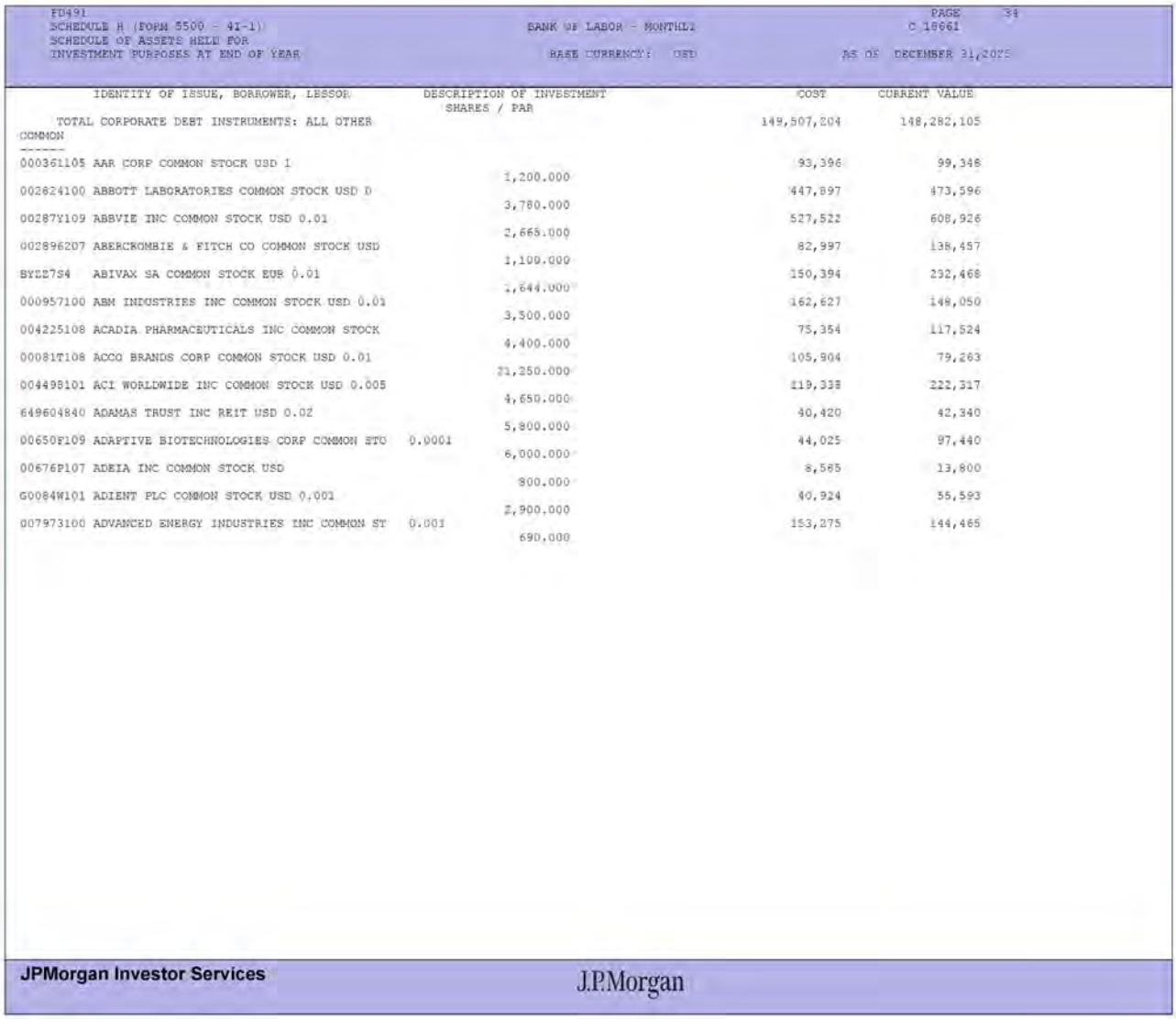

FD491 — PAGE 34
SCHEDULE H (FORM 5500 - 4I-1) — BANK OF LABOR - MONTHLY — C 18661
SCHEDULE OF ASSETS HELD FOR INVESTMENT PURPOSES AT END OF YEAR — BASE CURRENCY: USD — AS OF DECEMBER 31,2025

IDENTITY OF ISSUE, BORROWER, LESSOR	DESCRIPTION OF INVESTMENT SHARES / PAR		COST	CURRENT VALUE
TOTAL CORPORATE DEBT INSTRUMENTS: ALL OTHER COMMON			149,507,204	148,282,105
000361105 AAR CORP COMMON STOCK USD 1		1,200.000	93,396	99,348
002824100 ABBOTT LABORATORIES COMMON STOCK USD 0		3,780.000	447,897	473,596
00287Y109 ABBVIE INC COMMON STOCK USD 0.01		2,668.000	527,522	608,926
002896207 ABERCROMBIE & FITCH CO COMMON STOCK USD		1,100.000	82,997	138,457
BYZZ7S4 ABIVAX SA COMMON STOCK EUR 0.01		1,644.000	150,394	232,468
000957100 ABM INDUSTRIES INC COMMON STOCK USD 0.01		3,500.000	162,627	148,050
004225108 ACADIA PHARMACEUTICALS INC COMMON STOCK		4,400.000	75,354	117,524
00081T108 ACCO BRANDS CORP COMMON STOCK USD 0.01		21,250.000	105,904	79,263
004498101 ACI WORLDWIDE INC COMMON STOCK USD 0.005		4,650.000	119,338	222,317
649604840 ADAMAS TRUST INC REIT USD 0.02		5,800.000	40,420	42,340
00650F109 ADAPTIVE BIOTECHNOLOGIES CORP COMMON STO	0.0001	6,000.000	44,025	97,440
00676P107 ADEIA INC COMMON STOCK USD		800.000	8,585	13,800
G0084W101 ADIENT PLC COMMON STOCK USD 0.001		2,900.000	40,924	55,593
007973100 ADVANCED ENERGY INDUSTRIES INC COMMON ST	0.001	690.000	153,275	144,465

JPMorgan Investor Services — J.P.Morgan

BOILERMAKERS NATIONAL ANNUITY TRUST
E.I.N. 48-1029345 PLAN NO. 001
SCHEDULE H, LINE 4i—SCHEDULE OF ASSETS (HELD AT END OF YEAR) (CONTINUED)
DECEMBER 31, 2025

FD491 PAGE 35
SCHEDULE H (FORM 5500 - 4I-1) BANK OF LABOR - MONTHLY C 18661
SCHEDULE OF ASSETS HELD FOR
INVESTMENT PURPOSES AT END OF YEAR BASE CURRENCY: USD AS OF DECEMBER 31,2025

IDENTITY OF ISSUE, BORROWER, LESSOR	DESCRIPTION OF INVESTMENT SHARES / PAR	COST	CURRENT VALUE
007903107 ADVANCED MICRO DEVICES INC COMMON STOCK	3,035.000	780,061	849,976
00773T101 ADVANSIX INC COMMON STOCK USD 0.01	3,900.000	123,544	67,470
008073108 AEROVIRONMENT INC COMMON STOCK USD 0.000	120.000	33,771	29,027
001228501 AG MORTGAGE INVESTMENT TRUST INC	3,100.000	21,958	26,412
00847X104 AGIOS PHARMACEUTICALS INC COMMON STOCK U	1,400.000	66,279	38,108
B4TX8S1 AIA GROUP LTD COMMON STOCK HKD 0	166,200.000	1,363,322	1,706,094
BF0L353 AIB GROUP PLC COMMON STOCK EUR 0.625	137,734.000	666,599	1,488,208
4012250 AIRBUS SE COMMON STOCK EUR 1	7,861.000	1,284,353	1,831,699
BJT1GR5 ALCON AG COMMON STOCK CHF 0.04	6,657.000	521,140	531,720
01446U103 ALERUS FINANCIAL CORP COMMON STOCK USD 1	500.000	10,759	11,260
01609W102 ALIBABA GROUP HOLDING LTD ADR USD 0.0000	4,643.000	548,976	680,571
01626N101 ALIGHT INC COMMON STOCK USD 0.0001	33,200.000	200,019	64,740
01625V104 ALIGNMENT HEALTHCARE INC COMMON STOCK US	10,700.000	155,491	211,325
G01767105 ALKERMES PLC COMMON STOCK USD 0.01	4,700.000	127,242	131,506
019330109 ALLIENT INC COMMON STOCK USD 0	400.000	22,297	21,500
02043Q107 ALNYLAM PHARMACEUTICALS INC COMMON STOCK	862.000	320,833	342,774

JPMorgan Investor Services J.P.Morgan

BOILERMAKERS NATIONAL ANNUITY TRUST
E.I.N. 48-1029345 PLAN NO. 001
SCHEDULE H, LINE 4i—SCHEDULE OF ASSETS (HELD AT END OF YEAR) (CONTINUED)
DECEMBER 31, 2025

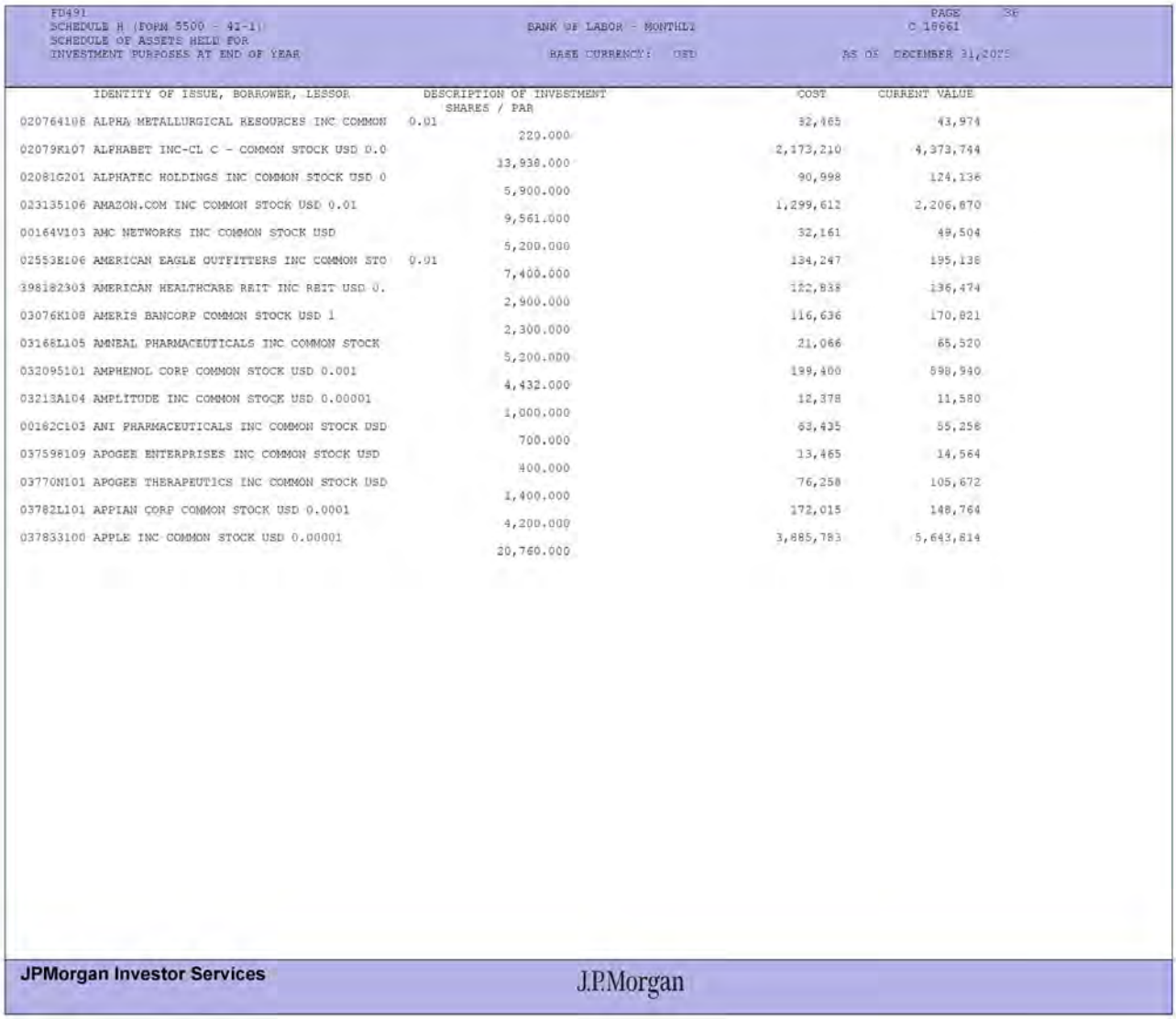

FD491 PAGE 36
SCHEDULE H (FORM 5500 - 42-1) BANK OF LABOR - MONTHLY C 18661
SCHEDULE OF ASSETS HELD FOR
INVESTMENT PURPOSES AT END OF YEAR BASE CURRENCY: USD AS OF DECEMBER 31,2025

IDENTITY OF ISSUE, BORROWER, LESSOR	DESCRIPTION OF INVESTMENT	SHARES / PAR	COST	CURRENT VALUE
020764106 ALPHA METALLURGICAL RESOURCES INC COMMON	0.01	220.000	32,465	43,974
02079K107 ALPHABET INC-CL C - COMMON STOCK USD 0.0		13,938.000	2,173,210	4,373,744
02081G201 ALPHATEC HOLDINGS INC COMMON STOCK USD 0		5,900.000	90,998	124,136
023135106 AMAZON.COM INC COMMON STOCK USD 0.01		9,561.000	1,299,612	2,206,870
00164V103 AMC NETWORKS INC COMMON STOCK USD		5,200.000	32,161	49,504
02553E106 AMERICAN EAGLE OUTFITTERS INC COMMON STO	0.01	7,400.000	134,247	195,138
398182303 AMERICAN HEALTHCARE REIT INC REIT USD 0.		2,900.000	122,838	136,474
03076K108 AMERIS BANCORP COMMON STOCK USD 1		2,300.000	116,636	170,821
03168L105 AMNEAL PHARMACEUTICALS INC COMMON STOCK		5,200.000	21,066	65,520
032095101 AMPHENOL CORP COMMON STOCK USD 0.001		4,432.000	199,400	598,940
03213A104 AMPLITUDE INC COMMON STOCK USD 0.00001		1,000.000	12,378	11,580
00162C103 ANI PHARMACEUTICALS INC COMMON STOCK USD		700.000	63,435	55,258
037598109 APOGEE ENTERPRISES INC COMMON STOCK USD		400.000	13,465	14,564
03770N101 APOGEE THERAPEUTICS INC COMMON STOCK USD		1,400.000	76,258	105,672
03782L101 APPIAN CORP COMMON STOCK USD 0.0001		4,200.000	172,015	148,764
037833100 APPLE INC COMMON STOCK USD 0.00001		20,760.000	3,885,783	5,643,814

JPMorgan Investor Services J.P.Morgan

BOILERMAKERS NATIONAL ANNUITY TRUST
E.I.N. 48-1029345 PLAN NO. 001
SCHEDULE H, LINE 4i—SCHEDULE OF ASSETS (HELD AT END OF YEAR) (CONTINUED)
DECEMBER 31, 2025

IDENTITY OF ISSUE, BORROWER, LESSOR	DESCRIPTION OF INVESTMENT	SHARES / PAR	COST	CURRENT VALUE
038169207 APPLIED DIGITAL CORP COMMON STOCK USD 0.		600.000	21,541	14,712
03831W108 APPLOVIN CORP COMMON STOCK USD 0.00003		1,082.000	384,733	729,073
038923108 ARBOR REALTY TRUST INC REIT USD 0.01		6,700.000	57,562	51,992
B6463M8 ARC RESOURCES LTD COMMON STOCK CAD 0		32,000.000	586,520	601,131
03940C100 ARCELLX INC COMMON STOCK USD 0.001		500.000	43,074	32,600
03945R102 ARCHER AVIATION INC COMMON STOCK USD 0.0		1,300.000	12,959	9,776
039653100 ARCOSA INC COMMON STOCK USD 0.01		2,200.000	211,120	233,904
03969K108 ARCUTIS BIOTHERAPEUTICS INC COMMON STOCK	0.0001	4,000.000	107,470	116,160
039697107 ARDELYX INC COMMON STOCK USD 0.000001		14,300.000	89,338	83,369
0B1001S ARGENX SE COMMON STOCK EUR		900.000	467,023	757,661
040413205 ARISTA NETWORKS INC COMMON STOCK USD 0.0		576.000	32,610	75,473
041242109 ARKO CORP COMMON STOCK USD 0.0001		2,200.000	9,639	9,988
04280A100 ARROWHEAD PHARMACEUTICALS INC COMMON STO	0.001	600.000	35,009	39,834
04316A108 ARTISAN PARTNERS ASSET MANAGEMENT INC CO	USD 0.01	4,000.000	169,238	162,960
043436104 ASBURY AUTOMOTIVE GROUP INC COMMON STOCK		280.000	65,120	65,108
04351P101 ASCENDIS PHARMA A/S		1,350.000	242,806	287,874

BOILERMAKERS NATIONAL ANNUITY TRUST
E.I.N. 48-1029345 PLAN NO. 001
SCHEDULE H, LINE 4i—SCHEDULE OF ASSETS (HELD AT END OF YEAR) (CONTINUED)
DECEMBER 31, 2025

FD491 PAGE 38
SCHEDULE H (FORM 5500 - 4I-1) BANK OF LABOR - MONTHLY C 18661
SCHEDULE OF ASSETS HELD FOR
INVESTMENT PURPOSES AT END OF YEAR BASE CURRENCY: USD AS OF DECEMBER 31,2025

	IDENTITY OF ISSUE, BORROWER, LESSOR	DESCRIPTION OF INVESTMENT SHARES / PAR	COST	CURRENT VALUE
00191U102	ASGN INC COMMON STOCK USD 0.01	3,400.000	241,756	163,778
0053673	ASHTEAD GROUP PLC COMMON STOCK GBP 10	12,153.000	758,491	831,378
5165294	ASM INTERNATIONAL NV COMMON STOCK EUR 0.	454.000	51,333	275,984
B929F46	ASML HOLDING NV COMMON STOCK EUR 0.09	2,815.000	1,205,545	3,046,219
BD9PNF2	ASR NEDERLAND NV COMMON STOCK EUR 0.16	6,159.000	271,352	438,491
046224101	ASTEC INDUSTRIES INC COMMON STOCK USD 0.	1,500.000	58,108	64,980
0989529	ASTRAZENECA PLC COMMON STOCK GBP 0.25	13,661.000	1,670,942	2,533,875
046433108	ASTRONICS CORP COMMON STOCK USD 0.01	1,900.000	60,980	103,056
BLDBN41	ATLAS COPCO AB COMMON STOCK SEK 0.16	51,588.000	770,854	929,209
04956D107	ATMUS FILTRATION TECHNOLOGIES INC COMMON	2,500.000	115,383	129,775
04963C209	ATRICURE INC COMMON STOCK USD 0.001	2,100.000	72,265	83,076
05156V102	AURINIA PHARMACEUTICALS INC	6,300.000	100,295	100,485
053332102	AUTOZONE INC COMMON STOCK USD 0.01	58.000	109,887	196,707
05379B107	AVISTA CORP COMMON STOCK USD 0	4,700.000	173,136	181,138
7088429	AXA SA COMMON STOCK EUR 2.29	12,292.000	408,907	591,313
05465C100	AXOS FINANCIAL INC COMMON STOCK USD 0.01	200.000	7,917	17,232

JPMorgan Investor Services J.P.Morgan

BOILERMAKERS NATIONAL ANNUITY TRUST
E.I.N. 48-1029345 PLAN NO. 001
SCHEDULE H, LINE 4i—SCHEDULE OF ASSETS (HELD AT END OF YEAR) (CONTINUED)
DECEMBER 31, 2025

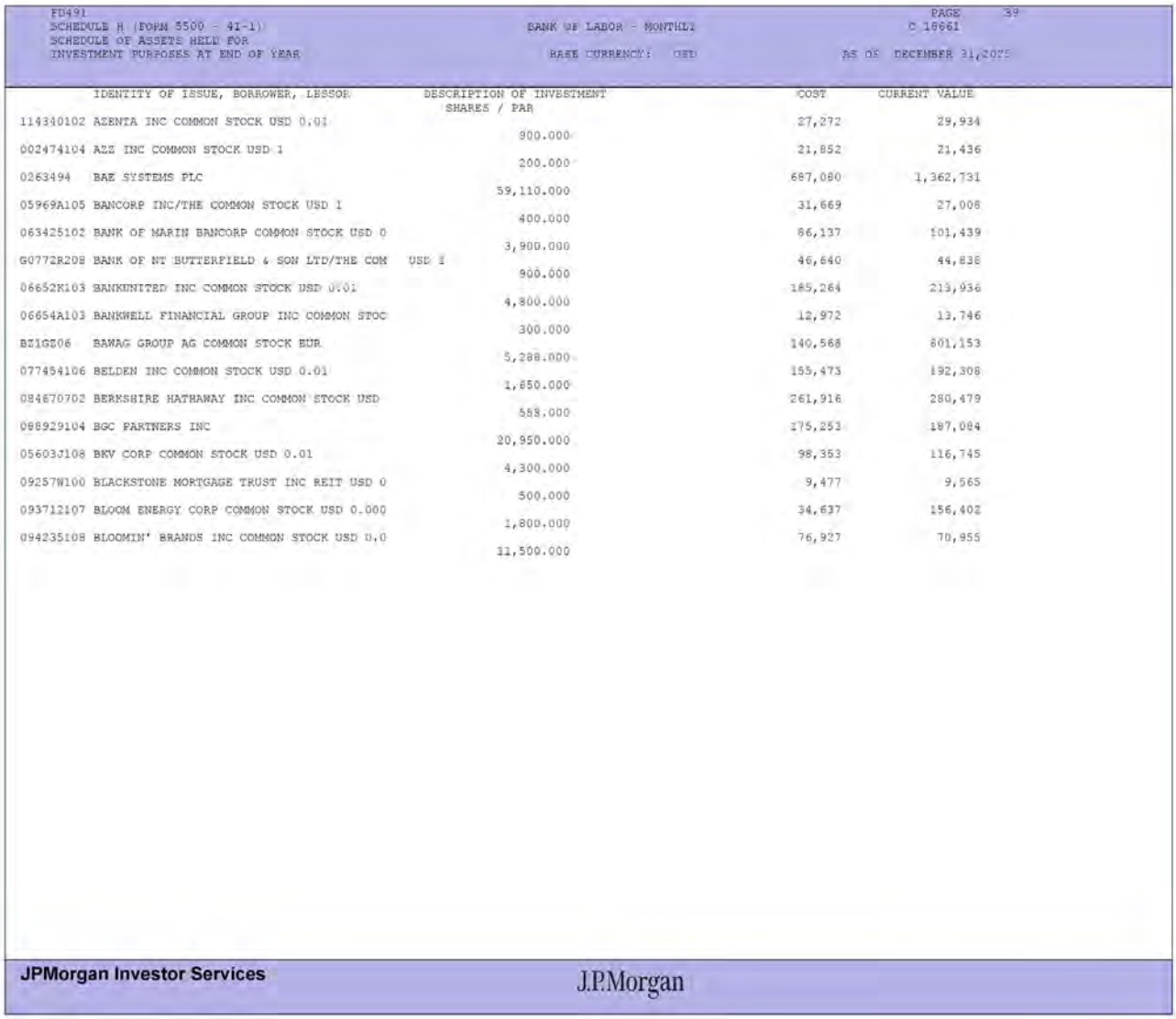

FD491 PAGE 39
SCHEDULE H (FORM 5500 - 4I-1) BANK OF LABOR - MONTHLY C 18661
SCHEDULE OF ASSETS HELD FOR INVESTMENT PURPOSES AT END OF YEAR BASE CURRENCY: USD AS OF DECEMBER 31,2025

IDENTITY OF ISSUE, BORROWER, LESSOR	DESCRIPTION OF INVESTMENT	SHARES / PAR	COST	CURRENT VALUE
114340102 AZENTA INC COMMON STOCK USD 0.01		900.000	27,272	29,934
002474104 AZZ INC COMMON STOCK USD 1		200.000	21,852	21,436
0263494 BAE SYSTEMS PLC		59,110.000	687,080	1,362,731
05969A105 BANCORP INC/THE COMMON STOCK USD 1		400.000	31,669	27,008
063425102 BANK OF MARIN BANCORP COMMON STOCK USD 0		3,900.000	86,137	101,439
G0772R208 BANK OF NT BUTTERFIELD & SON LTD/THE COM	USD 1	900.000	46,640	44,838
06652K103 BANKUNITED INC COMMON STOCK USD 0.01		4,800.000	185,264	213,936
06654A103 BANKWELL FINANCIAL GROUP INC COMMON STOC		300.000	12,972	13,746
BZ1GZ06 BAWAG GROUP AG COMMON STOCK EUR		5,288.000	140,568	801,153
077454106 BELDEN INC COMMON STOCK USD 0.01		1,850.000	155,473	192,308
084670702 BERKSHIRE HATHAWAY INC COMMON STOCK USD		588.000	261,916	280,479
088929104 BGC PARTNERS INC		20,950.000	175,253	187,084
05603J108 BKV CORP COMMON STOCK USD 0.01		4,300.000	98,353	116,745
09257W100 BLACKSTONE MORTGAGE TRUST INC REIT USD 0		500.000	9,477	9,565
093712107 BLOOM ENERGY CORP COMMON STOCK USD 0.000		1,800.000	34,637	156,402
094235108 BLOOMIN' BRANDS INC COMMON STOCK USD 0.0		11,500.000	76,927	70,955

JPMorgan Investor Services J.P.Morgan

BOILERMAKERS NATIONAL ANNUITY TRUST
E.I.N. 48-1029345 PLAN NO. 001
SCHEDULE H, LINE 4i—SCHEDULE OF ASSETS (HELD AT END OF YEAR) (CONTINUED)
DECEMBER 31, 2025

FD491 PAGE 40
SCHEDULE H (FORM 5500 - 4I-1) BANK OF LABOR - MONTHLY C 18661
SCHEDULE OF ASSETS HELD FOR
INVESTMENT PURPOSES AT END OF YEAR BASE CURRENCY: USD AS OF DECEMBER 31,2025

IDENTITY OF ISSUE, BORROWER, LESSOR	DESCRIPTION OF INVESTMENT SHARES / PAR		COST	CURRENT VALUE
09857L108 BOOKING HOLDINGS INC COMMON STOCK USD 0.		125.000	534,782	669,416
10316T104 BOX INC COMMON STOCK USD 0.0001		5,900.000	161,257	176,469
018581108 BREAD FINANCIAL HOLDINGS INC COMMON STOC		2,800.000	171,907	207,284
10806X102 BRIDGEBIO PHARMA INC COMMON STOCK USD		2,800.000	118,236	214,172
10950A106 BRIGHTSPRING HEALTH SERVICES INC COMMON	100	4,300.000	152,968	161,035
G4863A108 BRIGHTSTAR LOTTERY PLC COMMON STOCK USD		900.000	13,772	13,932
0287580 BRITISH AMERICAN TOBACCO PLC COMMON STOC		17,866.000	997,767	1,012,852
11135F101 BROADCOM INC COMMON STOCK USD		10,836.000	1,798,903	3,750,340
11135E203 BROADSTONE NET LEASE INC REIT USD 0.0002		3,100.000	54,101	53,847
BPCPYT4 BROOKFIELD CORP COMMON STOCK CAD 0		3,424.730	38,172	157,451
12047B105 BUMBLE INC COMMON STOCK USD 0.01		43,000.000	198,980	153,510
124411109 BYLINE BANCORP INC COMMON STOCK USD 0.01		600.000	12,525	17,490
12685J105 CABLE ONE INC COMMON STOCK USD 0.01		170.000	21,141	19,185
84252A106 CALIFORNIA BANCORP COMMON STOCK USD 0.01		2,100.000	41,426	39,207
13057Q305 CALIFORNIA RESOURCES CORP COMMON STOCK U		2,750.000	125,531	122,953
13100M509 CALIX INC COMMON STOCK USD		2,300.000	117,061	121,739

JPMorgan Investor Services J.P.Morgan

BOILERMAKERS NATIONAL ANNUITY TRUST
E.I.N. 48-1029345 PLAN NO. 001
SCHEDULE H, LINE 4i—SCHEDULE OF ASSETS (HELD AT END OF YEAR) (CONTINUED)
DECEMBER 31, 2025

FD491 PAGE 41
SCHEDULE H (FORM 5500 - 4I-1) BANK OF LABOR - MONTHLY C 18661
SCHEDULE OF ASSETS HELD FOR INVESTMENT PURPOSES AT END OF YEAR BASE CURRENCY: USD AS OF DECEMBER 31,2025

	IDENTITY OF ISSUE, BORROWER, LESSOR	DESCRIPTION OF INVESTMENT SHARES / PAR		COST	CURRENT VALUE
2171573	CANADIAN NATURAL RESOURCES LTD COMMON ST		13,500.000	451,744	457,862
14174T107	CARETRUST REIT INC REIT USD 0.01		4,400.000	126,765	159,104
14575E105	CARS.COM INC COMMON STOCK USD 0.01		1,100.000	14,863	13,420
146869102	CARVANA CO COMMON STOCK USD 0.001		1,465.000	507,143	618,259
14888U101	CATALYST PHARMACEUTICALS INC COMMON STOC	0.001	4,700.000	82,389	109,696
149568107	CAVCO INDUSTRIES INC COMMON STOCK USD 0.		50.000	29,211	29,537
15102R100	CELCUITY INC COMMON STOCK USD 0.001		300.000	30,393	29,922
15101Q207	CELESTICA INC COMMON STOCK CAD 0		1,047.000	211,841	309,504
156727109	CERENCE INC COMMON STOCK USD 0.01		1,100.000	10,596	11,759
808513105	CHARLES SCHWAB CORP/THE COMMON STOCK USD		4,662.000	338,368	465,780
16411R208	CHENIERE ENERGY INC COMMON STOCK USD 0.0		242.000	46,877	47,042
674215207	CHORD ENERGY CORP COMMON STOCK USD		200.000	20,171	19,540
BCRWZ18	CIE FINANCIERE RICHEMONT SA COMMON STOCK		4,063.000	786,754	882,347
171779309	CIENA CORP COMMON STOCK USD 0.01		1,817.000	367,419	424,942
17253J106	CIPHER DIGITAL INC COMMON STOCK USD 1		1,900.000	46,952	28,044
17306X102	CITI TRENDS INC COMMON STOCK USD 0.01		300.000	8,950	12,468

JPMorgan Investor Services J.P.Morgan

BOILERMAKERS NATIONAL ANNUITY TRUST
E.I.N. 48-1029345 PLAN NO. 001
SCHEDULE H, LINE 4i—SCHEDULE OF ASSETS (HELD AT END OF YEAR) (CONTINUED)
DECEMBER 31, 2025

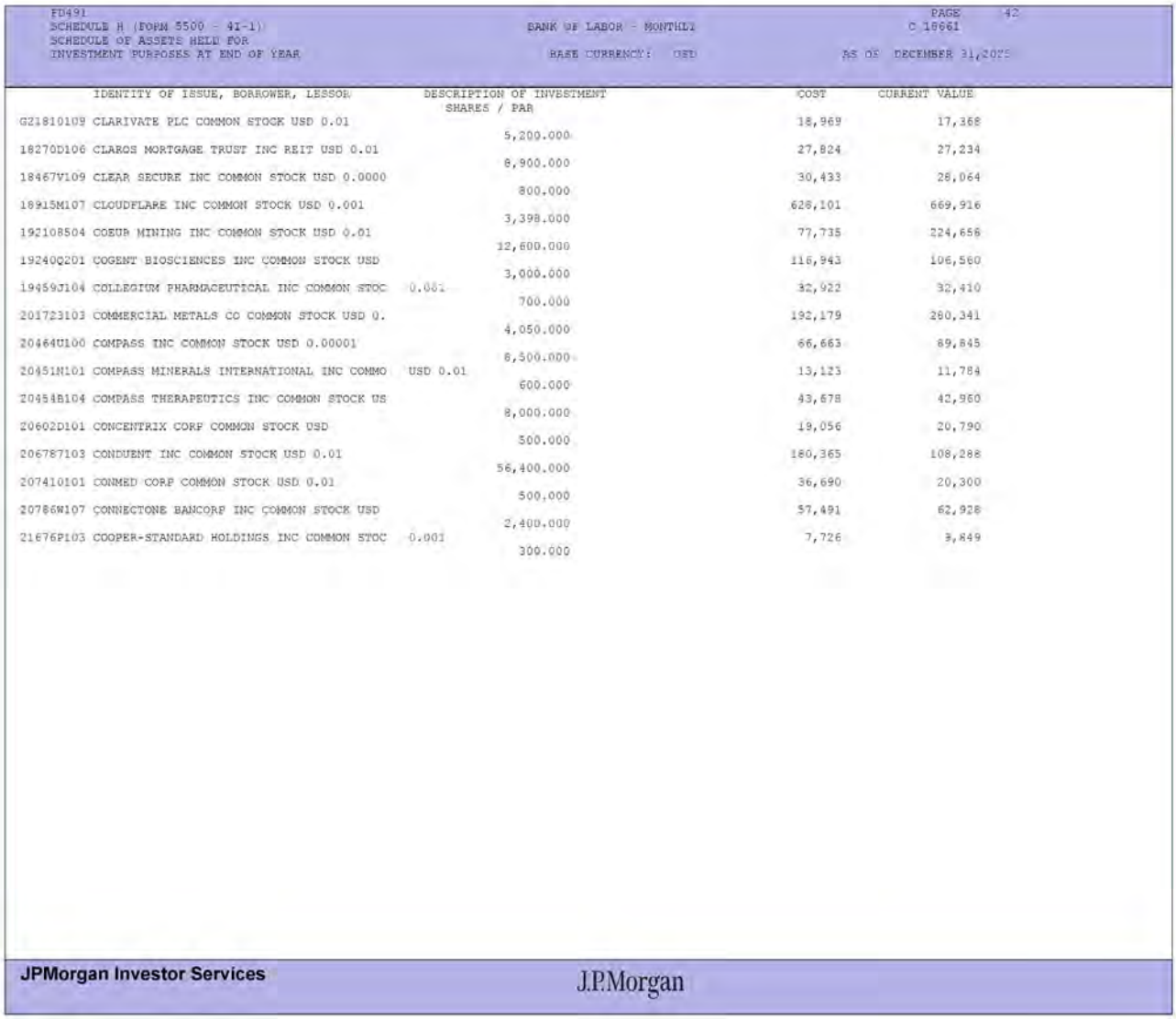

FD491 PAGE 42
SCHEDULE H (FORM 5500 - 4I-1) BANK OF LABOR - MONTHLY C 18661
SCHEDULE OF ASSETS HELD FOR INVESTMENT PURPOSES AT END OF YEAR BASE CURRENCY: USD AS OF DECEMBER 31,2025

IDENTITY OF ISSUE, BORROWER, LESSOR	DESCRIPTION OF INVESTMENT SHARES / PAR	COST	CURRENT VALUE
G21810109 CLARIVATE PLC COMMON STOCK USD 0.01	5,200.000	18,969	17,368
18270D106 CLAROS MORTGAGE TRUST INC REIT USD 0.01	8,900.000	27,824	27,234
18467V109 CLEAR SECURE INC COMMON STOCK USD 0.0000	800.000	30,433	28,064
18915M107 CLOUDFLARE INC COMMON STOCK USD 0.001	3,398.000	628,101	669,916
192108504 COEUR MINING INC COMMON STOCK USD 0.01	32,600.000	77,735	224,658
19240Q201 COGENT BIOSCIENCES INC COMMON STOCK USD	3,000.000	116,943	106,560
19459J104 COLLEGIUM PHARMACEUTICAL INC COMMON STOC 0.001	700.000	32,922	32,410
201723103 COMMERCIAL METALS CO COMMON STOCK USD 0.	4,050.000	192,179	280,341
20464U100 COMPASS INC COMMON STOCK USD 0.00001	8,500.000	66,663	89,845
20451N101 COMPASS MINERALS INTERNATIONAL INC COMMO USD 0.01	600.000	13,123	11,784
20454B104 COMPASS THERAPEUTICS INC COMMON STOCK US	8,000.000	43,678	42,960
20602D101 CONCENTRIX CORP COMMON STOCK USD	500.000	19,056	20,790
206787103 CONDUENT INC COMMON STOCK USD 0.01	56,400.000	180,365	108,288
207410101 CONMED CORP COMMON STOCK USD 0.01	500.000	36,690	20,300
20786W107 CONNECTONE BANCORP INC COMMON STOCK USD	2,400.000	57,491	62,928
21676P103 COOPER-STANDARD HOLDINGS INC COMMON STOC 0.001	300.000	7,726	8,849

JPMorgan Investor Services J.P.Morgan

BOILERMAKERS NATIONAL ANNUITY TRUST
E.I.N. 48-1029345 PLAN NO. 001
SCHEDULE H, LINE 4i—SCHEDULE OF ASSETS (HELD AT END OF YEAR) (CONTINUED)
DECEMBER 31, 2025

FD491 PAGE 43
SCHEDULE H (FORM 5500 - 4I-1) BANK OF LABOR - MONTHLY C 18661
SCHEDULE OF ASSETS HELD FOR
INVESTMENT PURPOSES AT END OF YEAR BASE CURRENCY: USD AS OF DECEMBER 31,2025

	IDENTITY OF ISSUE, BORROWER, LESSOR	DESCRIPTION OF INVESTMENT	SHARES / PAR	COST	CURRENT VALUE
00737L103	COVISTA INC COMMON STOCK USD 0.01		1,900.000	118,894	144,858
G25457105	CREDO TECHNOLOGY GROUP HOLDING LTD COMMO	USD 0.00005	1,820.000	209,374	261,880
0182704	CRH PLC COMMON STOCK EUR 0.32		12,437.000	662,360	1,556,409
H17182108	CRISPR THERAPEUTICS AG COMMON STOCK USD		300.000	20,610	15,732
G2662B103	CRITICAL METALS CORP COMMON STOCK USD 0.		9,400.000	75,089	65,236
22788C105	CROWDSTRIKE HOLDINGS INC COMMON STOCK US		896.000	414,493	420,009
G2717C106	CUSHMAN & WAKEFIELD LTD COMMON STOCK USD		14,000.000	148,228	226,660
23204G100	CUSTOMERS BANCORP INC COMMON STOCK USD 1		2,450.000	115,932	179,144
BRX9808	CVC CAPITAL PARTNERS PLC COMMON STOCK EU		10,471.000	211,976	175,857
23282W605	CYTOKINETICS INC COMMON STOCK USD 0.001		600.000	33,406	38,124
26740W109	D-WAVE QUANTUM INC COMMON STOCK USD 0.00		2,900.000	76,929	75,835
BF6VLQ4	DAIMLER TRUCK HOLDING AG COMMON STOCK EU		7,123.000	274,209	312,204
234264109	DAKTRONICS INC COMMON STOCK USD 0		6,600.000	130,212	130,482
235825205	DANA INC		9,300.000	158,132	220,968
B1Y9TB3	DANONE SA COMMON STOCK EUR 0.25		7,265.000	457,722	655,116
BMBR5Y5	DASSAULT SYSTEMES SE COMMON STOCK EUR 0.		11,925.000	572,787	333,887

JPMorgan Investor Services J.P.Morgan

BOILERMAKERS NATIONAL ANNUITY TRUST
E.I.N. 48-1029345 PLAN NO. 001
SCHEDULE H, LINE 4i—SCHEDULE OF ASSETS (HELD AT END OF YEAR) (CONTINUED)
DECEMBER 31, 2025

FD491 PAGE 44
SCHEDULE H (FORM 5500 - 4I-1) BANK OF LABOR - MONTHLY C 18661
SCHEDULE OF ASSETS HELD FOR
INVESTMENT PURPOSES AT END OF YEAR BASE CURRENCY: USD AS OF DECEMBER 31,2025

	IDENTITY OF ISSUE, BORROWER, LESSOR	DESCRIPTION OF INVESTMENT	SHARES / PAR	COST	CURRENT VALUE
23834J201	DAVE INC COMMON STOCK USD 0.0001		80.000	17,299	17,713
6175203	DBS GROUP HOLDINGS LTD COMMON STOCK SGD		24,200.000	377,258	1,060,585
244199105	DEERE & CO COMMON STOCK USD 1		516.000	226,328	240,234
248019101	DELUXE CORP COMMON STOCK USD 1		6,500.000	120,424	145,145
5842359	DEUTSCHE TELEKOM AG COMMON STOCK EUR 0		69,812.000	1,949,492	2,267,863
253651202	DIEBOLD NIXDORF INC COMMON STOCK USD		1,300.000	56,550	88,257
25400W102	DIGITAL TURBINE INC COMMON STOCK USD 0.0		8,100.000	50,032	40,500
25401T603	DIGITALBRIDGE GROUP INC COMMON STOCK USD		3,700.000	43,152	56,758
25402D102	DIGITALOCEAN HOLDINGS INC COMMON STOCK U	0.000025	300.000	13,557	14,436
25525P107	DIVERSIFIED HEALTHCARE TRUST REIT USD 0.		33,600.000	101,021	162,960
23291C103	DMC GLOBAL INC		6,700.000	106,594	44,823
B4TP9G2	DOLLARAMA INC COMMON STOCK CAD 0		6,400.000	392,328	957,794
25787G100	DONNELLEY FINANCIAL SOLUTIONS INC COMMON	0.01	400.000	22,107	18,676
25809K105	DOORDASH INC COMMON STOCK USD 0.00001		1,435.000	169,975	324,999
25960R105	DOUGLAS DYNAMICS INC COMMON STOCK USD 0.		500.000	14,523	16,325
23331A109	DR HORTON INC COMMON STOCK USD 0.01		2,096.000	328,074	301,887

JPMorgan Investor Services J.P.Morgan

BOILERMAKERS NATIONAL ANNUITY TRUST
E.I.N. 48-1029345 PLAN NO. 001
SCHEDULE H, LINE 4i—SCHEDULE OF ASSETS (HELD AT END OF YEAR) (CONTINUED)
DECEMBER 31, 2025

FD491 PAGE 45
SCHEDULE H (FORM 5500 - 4I-1) BANK OF LABOR - MONTHLI C 18661
SCHEDULE OF ASSETS HELD FOR
INVESTMENT PURPOSES AT END OF YEAR BASE CURRENCY: USD AS OF DECEMBER 31,2025

IDENTITY OF ISSUE, BORROWER, LESSOR	DESCRIPTION OF INVESTMENT SHARES / PAR	COST	CURRENT VALUE
23355L106 DXC TECHNOLOGY CO COMMON STOCK USD 0.01	1,300.000	24,075	26,370
267475101 DYCOM INDUSTRIES INC COMMON STOCK USD 0.	220.000	76,586	74,338
28035Q102 EDGEWELL PERSONAL CARE CO COMMON STOCK U	1,800.000	43,330	30,690
268603107 EL POLLO LOCO HOLDINGS INC COMMON STOCK	7,300.000	74,383	76,358
28414H103 ELANCO ANIMAL HEALTH INC COMMON STOCK US	1,200.000	13,469	27,156
532457108 ELI LILLY AND COMPANY	1,459.000	1,484,244	1,566,883
BVSS790 ELIS SA COMMON STOCK EUR 1	31,939.000	628,949	625,089
29082K105 EMBECTA CORP COMMON STOCK USD 0.01	5,000.000	70,623	59,400
29249E109 ENACT HOLDINGS INC COMMON STOCK USD 0.01	5,000.000	138,990	198,200
29337E102 ENLIVEN THERAPEUTICS INC COMMON STOCK US	1,900.000	37,034	29,260
29357K103 ENOVA INTERNATIONAL INC COMMON STOCK USD	1,600.000	75,021	251,520
29355X107 ENPRO INC COMMON STOCK USD 0.01	550.000	110,140	117,772
B5VQMV6 ENTAIN PLC COMMON STOCK GBP 0.01	64,192.000	637,137	661,894
294268107 EPLUS INC COMMON STOCK USD 0.01	1,300.000	115,297	114,010
5289837 ERSTE GROUP BANK AG COMMON STOCK EUR 0	12,516.000	719,096	1,512,570
296315104 ESCO TECHNOLOGIES INC COMMON STOCK USD 0	1,130.000	187,959	220,791

JPMorgan Investor Services J.P.Morgan

BOILERMAKERS NATIONAL ANNUITY TRUST
E.I.N. 48-1029345 PLAN NO. 001
SCHEDULE H, LINE 4i—SCHEDULE OF ASSETS (HELD AT END OF YEAR) (CONTINUED)
DECEMBER 31, 2025

FD491 PAGE 46
SCHEDULE H (FORM 5500 - 4I-1) BANK OF LABOR - MONTHLY C 18661
SCHEDULE OF ASSETS HELD FOR
INVESTMENT PURPOSES AT END OF YEAR BASE CURRENCY: USD AS OF DECEMBER 31,2025

	IDENTITY OF ISSUE, BORROWER, LESSOR	DESCRIPTION OF INVESTMENT SHARES / PAR		COST	CURRENT VALUE
30041R108	EVERQUOTE INC COMMON STOCK USD 0.001	1,300.000		29,052	35,100
N3144W105	EXPRO GROUP HOLDINGS NV COMMON STOCK USD	2,200.000		17,672	29,370
30190A104	F&G ANNUITIES	2,800.000		94,647	86,380
G3323L100	FABRINET COMMON STOCK USD 0.01	80.000		25,364	36,422
2566351	FAIRFAX FINANCIAL HOLDINGS LTD EUR	400.000		216,684	763,346
31188V100	FASTLY INC COMMON STOCK USD 0.00002	17,600.000		196,424	179,168
313855108	FEDERAL SIGNAL CORP COMMON STOCK USD 1	500.000		58,901	54,295
BNGN921	FINECOBANK BANCA FINECO SPA COMMON STOCK	22,354.000		373,402	582,831
319829107	FIRST COMMONWEALTH FINANCIAL CORP COMMON	1	11,000.000	184,991	185,460
339382103	FLEXSTEEL INDUSTRIES INC COMMON STOCK US	400.000		18,153	15,796
343873105	FLUSHING FINANCIAL CORP COMMON STOCK USD	4,600.000		65,087	69,782
346375108	FORMFACTOR INC COMMON STOCK USD 0.001	700.000		39,816	39,046
352423101	FRANKLIN BSP REALTY TRUST INC COMMON STO	0.01	9,100.000	92,967	91,273
353514102	FRANKLIN ELECTRIC CO INC COMMON STOCK US	2,200.000		211,901	210,166
358054104	FRESHWORKS INC COMMON STOCK USD 0.00001	2,000.000		25,994	24,500
35905A109	FRONTDOOR INC COMMON STOCK USD 0.01	4,000.000		123,915	230,760

JPMorgan Investor Services J.P.Morgan

BOILERMAKERS NATIONAL ANNUITY TRUST
E.I.N. 48-1029345 PLAN NO. 001
SCHEDULE H, LINE 4i—SCHEDULE OF ASSETS (HELD AT END OF YEAR) (CONTINUED)
DECEMBER 31, 2025

FD491 PAGE 47
SCHEDULE H (FORM 5500 - 42-1) BANK OF LABOR - MONTHLY C 18661
SCHEDULE OF ASSETS HELD FOR
INVESTMENT PURPOSES AT END OF YEAR BASE CURRENCY: USD AS OF DECEMBER 31,2025

	IDENTITY OF ISSUE, BORROWER, LESSOR	DESCRIPTION OF INVESTMENT SHARES / PAR	COST	CURRENT VALUE
6356945	FUJITSU LTD COMMON STOCK JPY	55,100.000	1,119,841	1,521,758
360271100	FULTON FINANCIAL CORP COMMON STOCK USD 2	2,300.000	43,382	44,459
361008105	FUNKO INC COMMON STOCK USD 0.0001	4,500.000	15,426	15,300
366505105	GARRETT MOTION INC COMMON STOCK USD 0.00	2,500.000	43,560	43,575
BJYRDP5	GAZTRANSPORT ET TECHNIGAZ SA COMMON STOC	4,473.000	638,784	822,669
36828A101	GE VERNOVA INC COMMON STOCK USD 0.01	1,698.000	1,052,813	1,109,762
81663L200	GENEDX HOLDINGS CORP COMMON STOCK USD 0.	160.000	14,993	20,810
369604301	GENERAL ELECTRIC CO	3,217.000	857,695	990,933
372284208	GENIE ENERGY LTD COMMON STOCK USD	800.000	16,717	11,024
37247D106	GENWORTH FINANCIAL INC COMMON STOCK USD	26,800.000	133,278	242,004
B44WH97	GIBSON ENERGY INC COMMON STOCK CAD 0	16,100.000	300,979	295,044
375558103	GILEAD SCIENCES INC COMMON STOCK USD 0.0	4,377.000	477,544	537,233
378973507	GLOBALSTAR INC COMMON STOCK USD 0.0001	700.000	18,802	42,728
38141G104	GOLDMAN SACHS GROUP INC/THE COMMON STOCK	1,672.000	961,073	1,469,688
384637104	GRAHAM HOLDINGS COMPANY COMMON STOCK USD	50.000	44,910	54,930
384747101	GRAIL INC COMMON STOCK USD	300.000	27,556	25,677

JPMorgan Investor Services J.P.Morgan

BOILERMAKERS NATIONAL ANNUITY TRUST
E.I.N. 48-1029345 PLAN NO. 001
SCHEDULE H, LINE 4i—SCHEDULE OF ASSETS (HELD AT END OF YEAR) (CONTINUED)
DECEMBER 31, 2025

FD491 PAGE 49
SCHEDULE H (FORM 5500 - 4I-1) BANK OF LABOR - MONTHLY C 10661
SCHEDULE OF ASSETS HELD FOR
INVESTMENT PURPOSES AT END OF YEAR BASE CURRENCY: USD AS OF DECEMBER 31,2025

IDENTITY OF ISSUE, BORROWER, LESSOR	DESCRIPTION OF INVESTMENT	SHARES / PAR	COST	CURRENT VALUE
387432107 GRANITE RIDGE RESOURCES INC COMMON STOCK	0.0001	3,500.000	19,974	16,450
389375106 GRAY MEDIA INC COMMON STOCK USD 0		5,300.000	25,668	25,652
398905109 GROUP 1 AUTOMOTIVE INC COMMON STOCK USD		290.000	111,878	114,057
40131M109 GUARDANT HEALTH INC COMMON STOCK USD 0.0		2,200.000	167,108	224,706
41068X100 HA SUSTAINABLE INFRASTRUCTURE CAPITAL IN	STOCK USD 0.01	4,700.000	150,331	147,721
405024100 HAEMONETICS CORP COMMON STOCK USD 0.01		1,200.000	98,352	96,180
405217100 HAIN CELESTIAL GROUP INC/THE COMMON STOC		12,100.000	84,862	12,947
BMX86B7 HALEON PLC COMMON STOCK GBP 0.01		226,833.000	1,139,175	1,143,521
40609P105 HALLADOR ENERGY CO COMMON STOCK USD 0.01		7,900.000	140,434	150,416
0405207 HALMA PLC COMMON STOCK GBP 10		7,851.000	222,638	373,612
4511809 HANNOVER RUECK SE COMMON STOCK EUR 0		3,616.000	876,004	1,130,501
413197104 HARMONY BIOSCIENCES HOLDINGS INC COMMON	0.00001	500.000	16,047	18,710
419596101 HAVERTY FURNITURE COS INC COMMON STOCK U		500.000	10,198	11,680
40416E103 HCI GROUP INC COMMON STOCK USD 0		170.000	30,791	32,587
42226A107 HEALTHEQUITY INC COMMON STOCK USD 0.0001		800.000	61,930	73,288
G4388N106 HELEN OF TROY LTD COMMON STOCK USD 0.1		1,400.000	30,026	29,750

JPMorgan Investor Services J.P.Morgan

BOILERMAKERS NATIONAL ANNUITY TRUST
E.I.N. 48-1029345 PLAN NO. 001
SCHEDULE H, LINE 4i—SCHEDULE OF ASSETS (HELD AT END OF YEAR) (CONTINUED)
DECEMBER 31, 2025

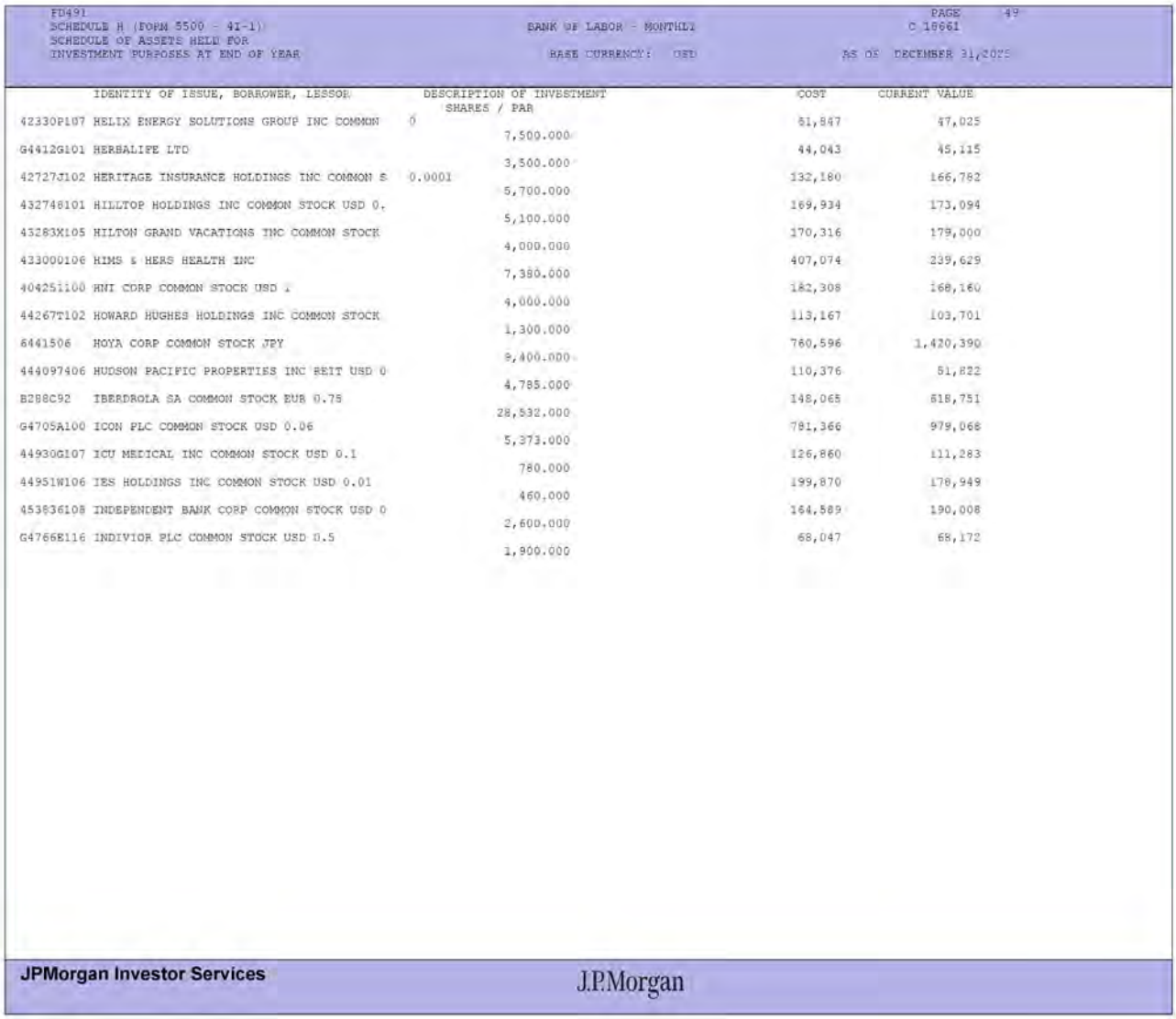

FD491 PAGE 49
SCHEDULE H (FORM 5500 - 4I-1) BANK OF LABOR - MONTHLY C 18661
SCHEDULE OF ASSETS HELD FOR
INVESTMENT PURPOSES AT END OF YEAR BASE CURRENCY: USD AS OF DECEMBER 31,2025

	IDENTITY OF ISSUE, BORROWER, LESSOR	DESCRIPTION OF INVESTMENT SHARES / PAR		COST	CURRENT VALUE
42330P107	HELIX ENERGY SOLUTIONS GROUP INC COMMON	0	7,500.000	81,847	47,025
G4412G101	HERBALIFE LTD		3,500.000	44,043	45,115
42727J102	HERITAGE INSURANCE HOLDINGS INC COMMON S	0.0001	5,700.000	132,180	166,782
432748101	HILLTOP HOLDINGS INC COMMON STOCK USD 0.		5,100.000	169,934	173,094
43283X105	HILTON GRAND VACATIONS INC COMMON STOCK		4,000.000	170,316	179,000
433000106	HIMS & HERS HEALTH INC		7,380.000	407,074	239,629
404251100	HNI CORP COMMON STOCK USD 1		4,000.000	182,308	168,160
44267T102	HOWARD HUGHES HOLDINGS INC COMMON STOCK		1,300.000	113,167	103,701
6441506	HOYA CORP COMMON STOCK JPY		9,400.000	760,596	1,420,390
444097406	HUDSON PACIFIC PROPERTIES INC REIT USD 0		4,785.000	110,376	51,822
B288C92	IBERDROLA SA COMMON STOCK EUR 0.75		28,532.000	148,065	618,751
G4705A100	ICON PLC COMMON STOCK USD 0.06		5,373.000	781,366	979,068
44930G107	ICU MEDICAL INC COMMON STOCK USD 0.1		780.000	126,860	111,283
44951W106	IES HOLDINGS INC COMMON STOCK USD 0.01		460.000	199,870	178,949
453836108	INDEPENDENT BANK CORP COMMON STOCK USD 0		2,600.000	164,589	190,008
G4766E116	INDIVIOR PLC COMMON STOCK USD 0.5		1,900.000	68,047	68,172

JPMorgan Investor Services J.P.Morgan

BOILERMAKERS NATIONAL ANNUITY TRUST
E.I.N. 48-1029345 PLAN NO. 001
SCHEDULE H, LINE 4i—SCHEDULE OF ASSETS (HELD AT END OF YEAR) (CONTINUED)
DECEMBER 31, 2025

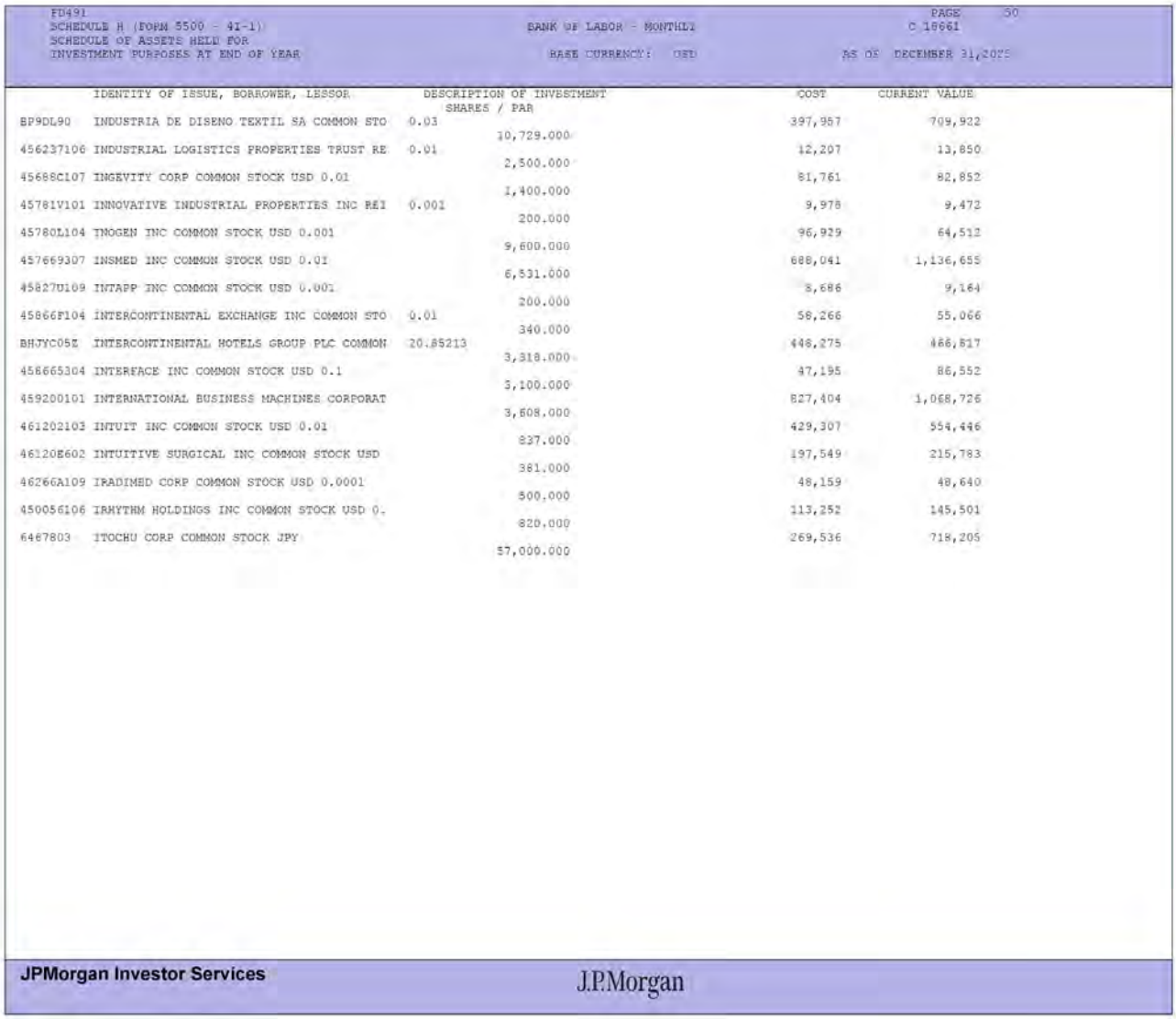

FD491 PAGE 50
SCHEDULE H (FORM 5500 - 4I-1) BANK OF LABOR - MONTHLY C 18661
SCHEDULE OF ASSETS HELD FOR
INVESTMENT PURPOSES AT END OF YEAR BASE CURRENCY: USD AS OF DECEMBER 31,2025

	IDENTITY OF ISSUE, BORROWER, LESSOR	DESCRIPTION OF INVESTMENT	SHARES / PAR	COST	CURRENT VALUE
BP9DL90	INDUSTRIA DE DISENO TEXTIL SA COMMON STO	0.03	10,729.000	397,987	709,922
456237106	INDUSTRIAL LOGISTICS PROPERTIES TRUST RE	0.01	2,500.000	12,207	13,850
45688C107	INGEVITY CORP COMMON STOCK USD 0.01		1,400.000	81,761	82,852
45781V101	INNOVATIVE INDUSTRIAL PROPERTIES INC REI	0.001	200.000	9,978	9,472
45780L104	INOGEN INC COMMON STOCK USD 0.001		9,600.000	96,929	64,512
457669307	INSMED INC COMMON STOCK USD 0.01		6,531.000	688,041	1,136,655
45827U109	INTAPP INC COMMON STOCK USD 0.001		200.000	8,686	9,164
45866F104	INTERCONTINENTAL EXCHANGE INC COMMON STO	0.01	340.000	58,266	55,066
BHJYC05%	INTERCONTINENTAL HOTELS GROUP PLC COMMON	20.85213	3,318.000	448,275	466,817
458665304	INTERFACE INC COMMON STOCK USD 0.1		5,100.000	47,195	86,552
459200101	INTERNATIONAL BUSINESS MACHINES CORPORAT		3,608.000	827,404	1,068,726
461202103	INTUIT INC COMMON STOCK USD 0.01		837.000	429,307	554,446
46120E602	INTUITIVE SURGICAL INC COMMON STOCK USD		381.000	197,549	215,783
46266A109	IRADIMED CORP COMMON STOCK USD 0.0001		800.000	48,159	48,640
450056106	IRHYTHM HOLDINGS INC COMMON STOCK USD 0.		820.000	113,252	145,501
6467803	ITOCHU CORP COMMON STOCK JPY		57,000.000	269,536	718,205

JPMorgan Investor Services J.P.Morgan

BOILERMAKERS NATIONAL ANNUITY TRUST
E.I.N. 48-1029345 PLAN NO. 001
SCHEDULE H, LINE 4i—SCHEDULE OF ASSETS (HELD AT END OF YEAR) (CONTINUED)
DECEMBER 31, 2025

FD491 PAGE 51
SCHEDULE H (FORM 5500 - 4I-1) BANK OF LABOR - MONTHLY C 18661
SCHEDULE OF ASSETS HELD FOR
INVESTMENT PURPOSES AT END OF YEAR BASE CURRENCY: USD AS OF DECEMBER 31,2025

	IDENTITY OF ISSUE, BORROWER, LESSOR	DESCRIPTION OF INVESTMENT SHARES / PAR	COST	CURRENT VALUE
46817M107	JACKSON FINANCIAL INC COMMON STOCK	700.000	61,431	74,655
G4474Y214	JANUS HENDERSON GROUP PLC COMMON STOCK U	200.000	6,145	9,514
47103N106	JANUS PARENT INC	4,700.000	44,816	30,738
478160104	JOHNSON & JOHNSON COMMON STOCK USD 1	3,597.000	659,707	744,399
6481320	KAJIMA CORP COMMON STOCK JPY	18,200.000	287,992	677,514
489170100	KENNAMETAL INC COMMON STOCK USD 1.25	300.000	8,344	8,523
6490995	KEYENCE CORP COMMON STOCK JPY	2,300.000	833,929	831,695
48251K100	KKR REAL ESTATE FINANCE TRUST INC REIT U	1,700.000	15,297	13,974
50015M109	KODIAK SCIENCES INC COMMON STOCK USD 0.0	2,000.000	22,680	55,920
500255104	KOHL'S CORP COMMON STOCK USD 0.01	3,600.000	84,557	73,476
6496584	KOMATSU LTD COMMON STOCK JPY	18,600.000	541,027	593,320
50050N103	KONTOOR BRANDS INC COMMON STOCK USD 0	1,300.000	92,283	79,417
500643200	KORN FERRY COMMON STOCK USD 0.01	1,400.000	98,408	92,428
50077B207	KRATOS DEFENSE & SECURITY SOLUTIONS INC	STOCK USD 0.001 200.000	20,738	15,162
501147102	KRYSTAL BIOTECH INC COMMON STOCK USD 0.0	70.000	15,448	17,258
50127T109	KURA ONCOLOGY INC COMMON STOCK USD 0.000	1,100.000	11,563	11,429

JPMorgan Investor Services J.P.Morgan

BOILERMAKERS NATIONAL ANNUITY TRUST
E.I.N. 48-1029345 PLAN NO. 001
SCHEDULE H, LINE 4i—SCHEDULE OF ASSETS (HELD AT END OF YEAR) (CONTINUED)
DECEMBER 31, 2025

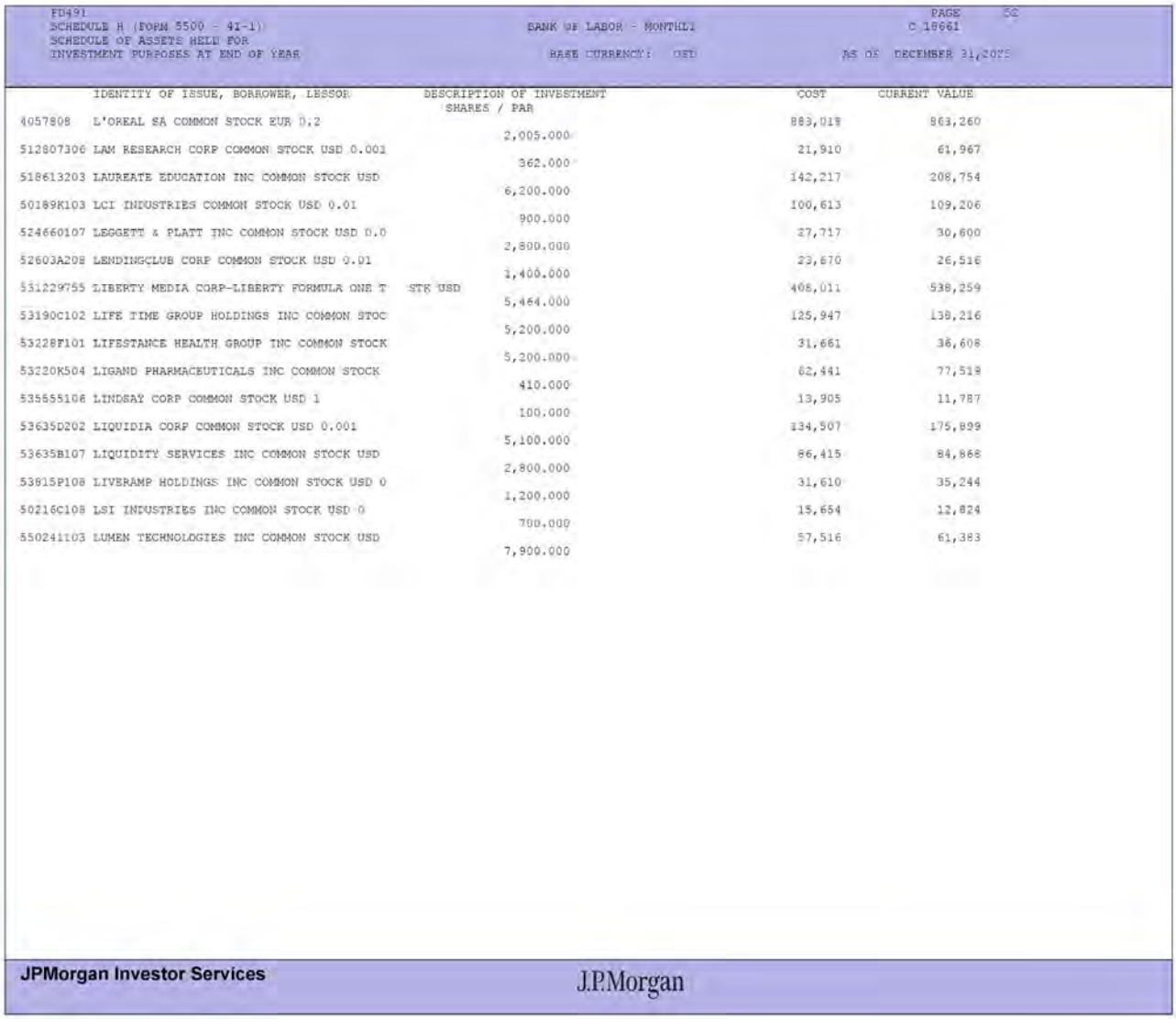

FD491 PAGE 50
SCHEDULE H (FORM 5500 - 4I-1) BANK OF LABOR - MONTHLY C 18661
SCHEDULE OF ASSETS HELD FOR INVESTMENT PURPOSES AT END OF YEAR BASE CURRENCY: USD AS OF DECEMBER 31,2025

	IDENTITY OF ISSUE, BORROWER, LESSOR	DESCRIPTION OF INVESTMENT SHARES / PAR		COST	CURRENT VALUE
4057808	L'OREAL SA COMMON STOCK EUR 0.2		2,005.000	883,018	863,260
512807306	LAM RESEARCH CORP COMMON STOCK USD 0.001		362.000	21,910	61,967
518613203	LAUREATE EDUCATION INC COMMON STOCK USD		6,200.000	142,217	208,754
50189K103	LCI INDUSTRIES COMMON STOCK USD 0.01		900.000	100,613	109,206
524660107	LEGGETT & PLATT INC COMMON STOCK USD 0.0		2,800.000	27,717	30,800
52603A208	LENDINGCLUB CORP COMMON STOCK USD 0.01		1,400.000	23,670	26,516
531229755	LIBERTY MEDIA CORP-LIBERTY FORMULA ONE T	STK USD	5,464.000	408,011	538,259
53190C102	LIFE TIME GROUP HOLDINGS INC COMMON STOC		5,200.000	125,947	138,216
53228F101	LIFESTANCE HEALTH GROUP INC COMMON STOCK		5,200.000	31,661	36,608
53220K504	LIGAND PHARMACEUTICALS INC COMMON STOCK		410.000	62,441	77,518
535555106	LINDSAY CORP COMMON STOCK USD 1		100.000	13,905	11,787
53635D202	LIQUIDIA CORP COMMON STOCK USD 0.001		5,100.000	134,507	175,899
53635B107	LIQUIDITY SERVICES INC COMMON STOCK USD		2,800.000	86,415	84,868
53815P108	LIVERAMP HOLDINGS INC COMMON STOCK USD 0		1,200.000	31,610	35,244
50216C108	LSI INDUSTRIES INC COMMON STOCK USD 0		700.000	15,654	12,824
550241103	LUMEN TECHNOLOGIES INC COMMON STOCK USD		7,900.000	57,516	61,383

JPMorgan Investor Services J.P.Morgan

BOILERMAKERS NATIONAL ANNUITY TRUST
E.I.N. 48-1029345 PLAN NO. 001
SCHEDULE H, LINE 4i—SCHEDULE OF ASSETS (HELD AT END OF YEAR) (CONTINUED)
DECEMBER 31, 2025

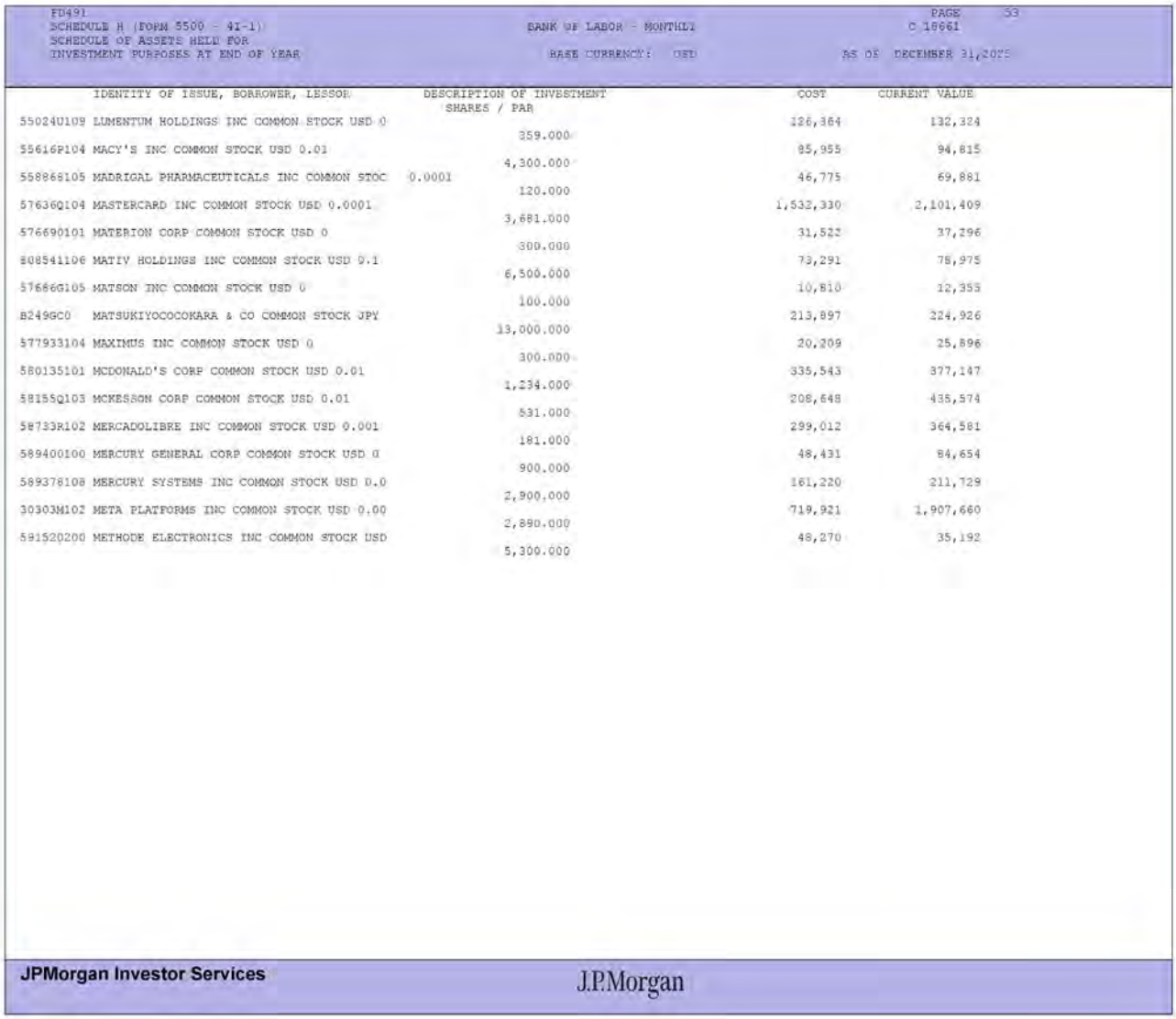

FD491 PAGE 53
SCHEDULE H (FORM 5500 - 4I-1) BANK OF LABOR - MONTHLY C 18661
SCHEDULE OF ASSETS HELD FOR INVESTMENT PURPOSES AT END OF YEAR BASE CURRENCY: USD AS OF DECEMBER 31,2025

IDENTITY OF ISSUE, BORROWER, LESSOR	DESCRIPTION OF INVESTMENT SHARES / PAR	COST	CURRENT VALUE
55024U109 LUMENTUM HOLDINGS INC COMMON STOCK USD 0	359.000	126,364	132,324
55616P104 MACY'S INC COMMON STOCK USD 0.01	4,300.000	85,955	94,815
558868105 MADRIGAL PHARMACEUTICALS INC COMMON STOC 0.0001	120.000	46,775	69,881
57636Q104 MASTERCARD INC COMMON STOCK USD 0.0001	3,681.000	1,532,330	2,101,409
576690101 MATERION CORP COMMON STOCK USD 0	300.000	31,522	37,296
808541106 MATIV HOLDINGS INC COMMON STOCK USD 0.1	6,500.000	73,291	78,975
57686G105 MATSON INC COMMON STOCK USD 0	100.000	10,810	12,355
B249GC0 MATSUKIYOCOCOKARA & CO COMMON STOCK JPY	13,000.000	213,897	224,926
577933104 MAXIMUS INC COMMON STOCK USD 0	300.000	20,209	25,896
580135101 MCDONALD'S CORP COMMON STOCK USD 0.01	1,234.000	335,543	377,147
58155Q103 MCKESSON CORP COMMON STOCK USD 0.01	531.000	208,648	435,574
58733R102 MERCADOLIBRE INC COMMON STOCK USD 0.001	181.000	299,012	364,581
589400100 MERCURY GENERAL CORP COMMON STOCK USD 0	900.000	48,431	84,654
589378108 MERCURY SYSTEMS INC COMMON STOCK USD 0.0	2,900.000	161,220	211,729
30303M102 META PLATFORMS INC COMMON STOCK USD 0.00	2,890.000	719,921	1,907,660
591520200 METHODE ELECTRONICS INC COMMON STOCK USD	5,300.000	48,270	35,192

JPMorgan Investor Services J.P.Morgan

BOILERMAKERS NATIONAL ANNUITY TRUST
E.I.N. 48-1029345 PLAN NO. 001
SCHEDULE H, LINE 4i—SCHEDULE OF ASSETS (HELD AT END OF YEAR) (CONTINUED)
DECEMBER 31, 2025



FD491 PAGE 58
SCHEDULE H (FORM 5500 - 4I-1) BANK OF LABOR - MONTHLY C 18661
SCHEDULE OF ASSETS HELD FOR
INVESTMENT PURPOSES AT END OF YEAR BASE CURRENCY: USD AS OF DECEMBER 31,2025

IDENTITY OF ISSUE, BORROWER, LESSOR	DESCRIPTION OF INVESTMENT	SHARES / PAR	COST	CURRENT VALUE
591774104 METROPOLITAN BANK HOLDING CORP COMMON ST	0.01	1,400.000	83,134	106,904
594918104 MICROSOFT CORP COMMON STOCK USD 0.000006		15,081.000	5,484,985	7,293,473
597742105 MIDLAND STATES BANCORP INC COMMON STOCK		1,100.000	22,462	23,287
600544100 MILLERKNOLL INC COMMON STOCK USD 0.2		4,900.000	80,288	89,572
602496101 MIMEDX GROUP INC COMMON STOCK USD 0.001		8,450.000	47,423	57,207
603170101 MINERALYS THERAPEUTICS INC COMMON STOCK		2,000.000	58,803	72,580
604749101 MIRUM PHARMACEUTICALS INC COMMON STOCK U		1,100.000	75,455	86,889
60649T107 MISTRAS GROUP INC COMMON STOCK USD 0.01		800.000	9,521	10,120
606710200 MITEK SYSTEMS INC COMMON STOCK USD 0.001		16,100.000	141,772	169,855
6597045 MITSUBISHI ELECTRIC CORP COMMON STOCK JP		45,800.000	570,343	1,339,711
607828100 MODINE MANUFACTURING CO COMMON STOCK USD		800.000	78,607	106,808
615394202 MOOG INC-CLASS A		190.000	32,559	46,275
624580106 MOVADO GROUP INC COMMON STOCK USD 0.01		1,000.000	19,849	20,620
B2Q4CS1 MS&AD INSURANCE GROUP HOLDINGS INC COMMO	JPY	14,000.000	153,109	328,955
5294121 MUENCHENER RUECKVERSICHERUNGS-GESELLSCHA	MUENCHEN COMMON STOCK SUB D	481.000	137,838	317,593
55405W104 MYR GROUP INC COMMON STOCK USD 0.01		930.000	193,537	203,205

JPMorgan Investor Services J.P.Morgan

BOILERMAKERS NATIONAL ANNUITY TRUST
E.I.N. 48-1029345 PLAN NO. 001
SCHEDULE H, LINE 4i—SCHEDULE OF ASSETS (HELD AT END OF YEAR) (CONTINUED)
DECEMBER 31, 2025

FD491 PAGE 56
SCHEDULE H (FORM 5500 - 4I-1) BANK OF LABOR - MONTHLY C 18661
SCHEDULE OF ASSETS HELD FOR
INVESTMENT PURPOSES AT END OF YEAR BASE CURRENCY: USD AS OF DECEMBER 31,2025

IDENTITY OF ISSUE, BORROWER, LESSOR	DESCRIPTION OF INVESTMENT	SHARES / PAR	COST	CURRENT VALUE
632307104 NATERA INC COMMON STOCK USD 0.0001		3,596.000	596,692	823,808
63886Q109 NATURAL GAS SERVICES GROUP INC COMMON ST	0.01	900.000	29,060	30,285
BM8PJY7 NATWEST GROUP PLC COMMON STOCK GBP 107.6		69,327.000	382,558	783,133
62886E108 NCR VOYIX CORP COMMON STOCK USD 0.01		1,200.000	14,162	12,240
5633962 NEMETSCHEK SE COMMON STOCK EUR 0		5,595.000	618,348	609,793
64082B102 NERDWALLET INC COMMON STOCK USD 0.0001		11,000.000	147,599	149,050
64110L106 NETFLIX INC COMMON STOCK USD 0.001		5,842.000	241,124	547,746
64115T104 NETSCOUT SYSTEMS INC COMMON STOCK USD 0.		6,400.000	128,981	173,184
65156N102 NEWMARK GROUP INC COMMON STOCK USD 0.01		7,500.000	107,247	130,050
652526203 NEMTEKONE INC COMMON STOCK USD 0.02		800.000	8,963	9,080
65290E101 NEXTPOWER INC COMMON STOCK USD 0.0001		3,000.000	153,422	261,330
171077407 NIAGEN BIOSCIENCE INC COMMON STOCK USD 0		1,800.000	22,453	11,448
653656108 NICE LTD ADR USD		321.000	36,139	36,286
6639550 NINTENDO CO LTD COMMON STOCK JPY		17,900.000	802,350	1,209,930
65487K100 NLIGHT INC COMMON STOCK USD		900.000	27,517	33,759
5YZF9J9 NORDEA BANK ABP COMMON STOCK EUR 1		37,101.000	427,793	700,061

JPMorgan Investor Services J.P.Morgan

BOILERMAKERS NATIONAL ANNUITY TRUST
E.I.N. 48-1029345 PLAN NO. 001
SCHEDULE H, LINE 4i—SCHEDULE OF ASSETS (HELD AT END OF YEAR) (CONTINUED)
DECEMBER 31, 2025

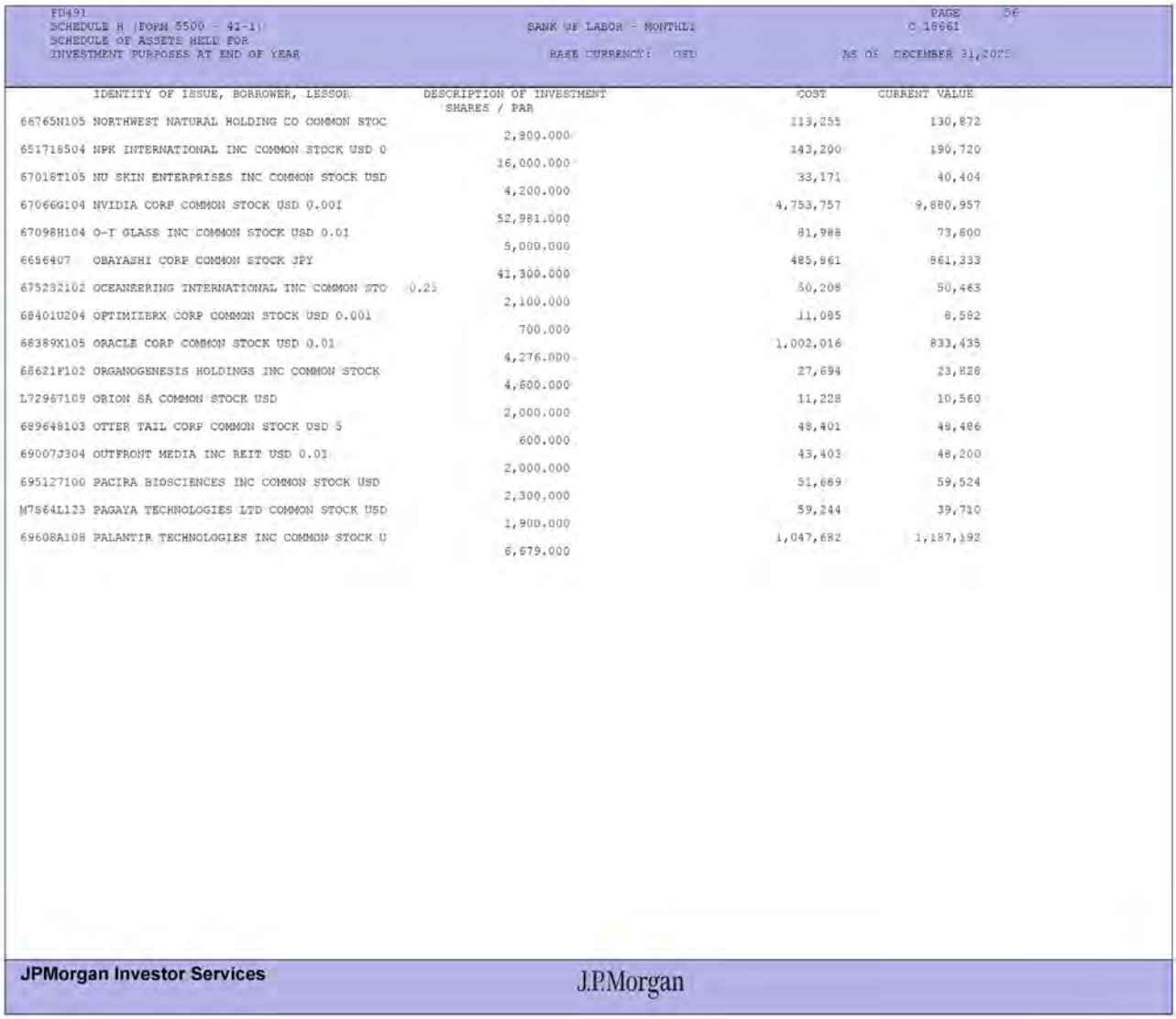

FD491 PAGE 56
SCHEDULE H (FORM 5500 - 42-1) BANK OF LABOR - MONTHLY C 18661
SCHEDULE OF ASSETS HELD FOR
INVESTMENT PURPOSES AT END OF YEAR BASE CURRENCY: USD AS OF DECEMBER 31,2025

IDENTITY OF ISSUE, BORROWER, LESSOR	DESCRIPTION OF INVESTMENT	SHARES / PAR	COST	CURRENT VALUE
66765N105 NORTHWEST NATURAL HOLDING CO COMMON STOC		2,800.000	113,255	130,872
651718504 NPK INTERNATIONAL INC COMMON STOCK USD 0		16,000.000	143,200	190,720
67018T105 NU SKIN ENTERPRISES INC COMMON STOCK USD		4,200.000	33,171	40,404
67066G104 NVIDIA CORP COMMON STOCK USD 0.001		52,981.000	4,753,757	9,880,957
67098H104 O-I GLASS INC COMMON STOCK USD 0.01		5,000.000	81,988	73,800
6656407 OBAYASHI CORP COMMON STOCK JPY		41,300.000	485,861	861,333
675232102 OCEANEERING INTERNATIONAL INC COMMON STO	0.25	2,100.000	50,208	50,463
68401U204 OPTIMIZERX CORP COMMON STOCK USD 0.001		700.000	11,085	8,582
68389X105 ORACLE CORP COMMON STOCK USD 0.01		4,276.000	1,002,016	833,435
68621F102 ORGANOGENESIS HOLDINGS INC COMMON STOCK		4,600.000	27,694	23,828
L72967109 ORION SA COMMON STOCK USD		2,000.000	11,228	10,560
689648103 OTTER TAIL CORP COMMON STOCK USD 5		600.000	48,401	48,486
69007J304 OUTFRONT MEDIA INC REIT USD 0.01		2,000.000	43,403	48,200
695127100 PACIRA BIOSCIENCES INC COMMON STOCK USD		2,300.000	51,689	59,524
M7S64L123 PAGAYA TECHNOLOGIES LTD COMMON STOCK USD		1,900.000	59,244	39,710
69608A108 PALANTIR TECHNOLOGIES INC COMMON STOCK U		6,679.000	1,047,682	1,187,192

JPMorgan Investor Services J.P.Morgan

BOILERMAKERS NATIONAL ANNUITY TRUST
E.I.N. 48-1029345 PLAN NO. 001
SCHEDULE H, LINE 4i—SCHEDULE OF ASSETS (HELD AT END OF YEAR) (CONTINUED)
DECEMBER 31, 2025



FD491 PAGE 57
SCHEDULE H (FORM 5500 - 41-1) BANK OF LABOR - MONTHLY C 18661
SCHEDULE OF ASSETS HELD FOR INVESTMENT PURPOSES AT END OF YEAR BASE CURRENCY: USD AS OF DECEMBER 31,2025

IDENTITY OF ISSUE, BORROWER, LESSOR	DESCRIPTION OF INVESTMENT	SHARES / PAR	COST	CURRENT VALUE
697435105 PALO ALTO NETWORKS INC COMMON STOCK USD		1,031.000	151,724	189,910
69753M105 PALOMAR HOLDINGS INC COMMON STOCK USD 0.		850.000	119,453	114,546
69888T207 PAR PACIFIC HOLDINGS INC COMMON STOCK US		600.000	23,086	21,084
69318G106 PBF ENERGY INC COMMON STOCK USD 0.001		3,700.000	139,077	100,344
704551100 PEABODY ENERGY CORP		3,900.000	108,429	115,830
704699107 PEAPACK-GLADSTONE FINANCIAL CORP COMMON	0	700.000	19,778	19,495
71363P106 PERDOCEO EDUCATION CORP COMMON STOCK USD		2,800.000	81,087	82,124
71385M107 PERIMETER SOLUTIONS INC COMMON STOCK USD		1,200.000	30,794	33,036
G97822103 PERRIGO CO PLC COMMON STOCK USD 0.001		7,000.000	155,373	97,440
71601V105 PETCO HEALTH & WELLNESS CO INC COMMON ST	0.001	10,000.000	29,621	28,100
71742Q106 PHIBRO ANIMAL HEALTH CORP COMMON STOCK U		800.000	21,468	29,888
718172109 PHILIP MORRIS INTERNATIONAL INC COMMON S		4,857.000	761,967	779,063
71880K101 PHINIA INC COMMON STOCK USD 0.01		500.000	24,837	31,345
719405102 PHOTRONICS INC COMMON STOCK USD 0.01		300.000	9,862	9,600
724078100 PIPER SANDLER COS		320.000	100,606	108,707
729132100 PLEXUS CORP COMMON STOCK USD 0.01		610.000	77,771	89,670

JPMorgan Investor Services J.P.Morgan

BOILERMAKERS NATIONAL ANNUITY TRUST
E.I.N. 48-1029345 PLAN NO. 001
SCHEDULE H, LINE 4i—SCHEDULE OF ASSETS (HELD AT END OF YEAR) (CONTINUED)
DECEMBER 31, 2025

FD491 PAGE 56
SCHEDULE H (FORM 5500 - 4I-1) BANK OF LABOR - MONTHLY C 18661
SCHEDULE OF ASSETS HELD FOR
INVESTMENT PURPOSES AT END OF YEAR BASE CURRENCY: USD AS OF DECEMBER 31,2025

IDENTITY OF ISSUE, BORROWER, LESSOR	DESCRIPTION OF INVESTMENT SHARES / PAR		COST	CURRENT VALUE
731068102 POLARIS INC COMMON STOCK USD 0.01		500.000	33,875	31,625
733245104 PORCH GROUP INC COMMON STOCK USD 0.0001		1,100.000	16,576	10,043
736508847 PORTLAND GENERAL ELECTRIC CO COMMON STOC		4,800.000	201,705	230,352
73757R102 POSTAL REALTY TRUST INC REIT USD 0.01		700.000	10,868	11,298
B4PFFW4 PRADA SPA COMMON STOCK HKD 0.1		60,900.000	437,773	352,091
74006W207 PRAXIS PRECISION MEDICINES INC COMMON ST	0.0001	290.000	71,180	85,475
74017N105 PRECIGEN INC COMMON STOCK USD		5,900.000	23,501	24,662
74112D101 PRESTIGE CONSUMER HEALTHCARE INC COMMON	0.01	850.000	47,905	52,437
74167B109 PRIMIS FINANCIAL CORP COMMON STOCK USD 0		7,750.000	85,506	107,803
74164F103 PRIMORIS SERVICES CORP COMMON STOCK USD		500.000	30,401	62,070
74275G107 PRIORITY TECHNOLOGY HOLDINGS INC COMMON	0.001	1,700.000	17,668	9,265
74319R101 PROG HOLDINGS INC		2,800.000	86,052	82,572
74340E103 PROGYNY INC COMMON STOCK USD 0.0001		1,800.000	41,523	46,224
74347M108 PROPETRO HOLDING CORP COMMON STOCK USD		18,500.000	185,697	175,935
74366E102 PROTAGONIST THERAPEUTICS INC COMMON STOC	0.00001	1,500.000	62,391	131,010
743713109 PROTO LABS INC COMMON STOCK USD 0.001		3,000.000	139,521	151,770

JPMorgan Investor Services J.P.Morgan

BOILERMAKERS NATIONAL ANNUITY TRUST
E.I.N. 48-1029345 PLAN NO. 001
SCHEDULE H, LINE 4i—SCHEDULE OF ASSETS (HELD AT END OF YEAR) (CONTINUED)
DECEMBER 31, 2025

FD491 PAGE 59
SCHEDULE H (FORM 5500 - 4I-1) BANK OF LABOR - MONTHLY C 18661
SCHEDULE OF ASSETS HELD FOR
INVESTMENT PURPOSES AT END OF YEAR BASE CURRENCY: USD AS OF DECEMBER 31,2025

IDENTITY OF ISSUE, BORROWER, LESSOR	DESCRIPTION OF INVESTMENT SHARES / PAR	COST	CURRENT VALUE
74386T105 PROVIDENT FINANCIAL SERVICES INC COMMON 0.01	9,200.000	183,414	181,700
69366J200 PTC THERAPEUTICS INC COMMON STOCK USD 0.	1,800.000	94,007	136,728
74587V107 PUMA BIOTECHNOLOGY INC COMMON STOCK USD	2,900.000	14,341	17,255
74762E102 QUANTA SERVICES INC COMMON STOCK USD 0.0	923.000	207,349	389,561
750917106 RAMBUS INC COMMON STOCK USD 0.001	3,500.000	190,977	321,615
75383L102 RAPPORT THERAPEUTICS INC COMMON STOCK US	4,100.000	115,849	124,394
75524W108 RE/MAX HOLDINGS INC COMMON STOCK USD 0.0	6,300.000	50,218	47,817
75704L104 RED VIOLET INC COMMON STOCK USD 0.001	300.000	11,250	17,085
75960P104 REMITLY GLOBAL INC COMMON STOCK USD 0.00	800.000	18,706	12,420
76118Y104 RESIDEO TECHNOLOGIES INC COMMON STOCK US	5,050.000	93,497	177,356
B1VP0K0 REXEL SA COMMON STOCK EUR 5	17,902.000	493,292	706,230
76243J105 RHYTHM PHARMACEUTICALS INC COMMON STOCK	1,300.000	125,280	139,152
766559702 RIGEL PHARMACEUTICALS INC COMMON STOCK U	1,800.000	67,043	77,094
76655K103 RIGETTI COMPUTING INC	2,100.000	92,155	46,515
770700102 ROBINHOOD MARKETS INC COMMON STOCK USD 0	7,174.000	617,977	811,379
771049103 ROBLOX CORP COMMON STOCK USD 0.0001	4,976.000	629,071	403,205

JPMorgan Investor Services J.P.Morgan

BOILERMAKERS NATIONAL ANNUITY TRUST
E.I.N. 48-1029345 PLAN NO. 001
SCHEDULE H, LINE 4i—SCHEDULE OF ASSETS (HELD AT END OF YEAR) (CONTINUED)
DECEMBER 31, 2025

FD491 PAGE 60
SCHEDULE H (FORM 5500 - 4I-1) BANK OF LABOR - MONTHLY C 18661
SCHEDULE OF ASSETS HELD FOR
INVESTMENT PURPOSES AT END OF YEAR BASE CURRENCY: USD AS OF DECEMBER 31,2025

	IDENTITY OF ISSUE, BORROWER, LESSOR	DESCRIPTION OF INVESTMENT SHARES / PAR	COST	CURRENT VALUE
7110388	ROCHE HOLDING AG COMMON STOCK CHF 0	2,174.000	554,927	900,608
773121109	ROCKET LAB CORP COMMON STOCK USD	2,046.000	123,100	142,729
774515100	ROCKY BRANDS INC COMMON STOCK USD 0	1,200.000	35,959	35,196
775133101	ROGERS CORP COMMON STOCK USD 1	1,200.000	104,970	109,884
75513E101	RTX CORP	2,702.000	381,123	495,547
BYTBXV3	RYANAIR HOLDINGS PLC COMMON STOCK EUR 0.	26,397.000	772,805	916,108
78646V107	SAFEHOLD INC REIT	3,800.000	90,967	52,022
B8C3BL0	SAGE GROUP PLC/THE	25,959.000	402,974	378,142
B4Q1532	SAMSONITE GROUP SA COMMON STOCK HKD 0.01	247,800.000	664,617	633,548
6739739	SANDFIRE RESOURCES LTD COMMON STOCK AUD	87,002.000	238,931	681,171
80007P869	SANDRIDGE ENERGY INC COMMON STOCK USD 0.	3,100.000	45,933	44,733
801056102	SANMINA CORP COMMON STOCK USD 0.01	1,100.000	165,601	165,077
5671735	SANOFI SA COMMON STOCK EUR 2	15,493.000	1,536,948	1,505,153
806037107	SCANSOURCE INC COMMON STOCK USD 0	700.000	29,024	27,342
BYT9340	SCOUT24 SE COMMON STOCK EUR	4,452.000	543,340	448,618
81141R100	SEA LTD-ADR	3,280.000	566,826	418,430

JPMorgan Investor Services J.P.Morgan

BOILERMAKERS NATIONAL ANNUITY TRUST
E.I.N. 48-1029345 PLAN NO. 001
SCHEDULE H, LINE 4i—SCHEDULE OF ASSETS (HELD AT END OF YEAR) (CONTINUED)
DECEMBER 31, 2025

FD491 PAGE 61
SCHEDULE H (FORM 5500 - 4I-1) BANK OF LABOR - MONTHLY C 18661
SCHEDULE OF ASSETS HELD FOR
INVESTMENT PURPOSES AT END OF YEAR BASE CURRENCY: USD AS OF DECEMBER 31,2025

	IDENTITY OF ISSUE, BORROWER, LESSOR	DESCRIPTION OF INVESTMENT	SHARES / PAR	COST	CURRENT VALUE
816300107	SELECTIVE INSURANCE GROUP INC COMMON STO		400.000	30,245	33,468
G8060N102	SENSATA TECHNOLOGIES HOLDING PLC COMMON	0.01	2,000.000	59,479	66,580
81762P102	SERVICENOW INC COMMON STOCK USD 0.001		2,235.000	358,084	342,380
BP6MXD8	SHELL PLC		16,673.000	480,907	614,473
82489W107	SHOALS TECHNOLOGIES GROUP INC COMMON STO	0.00001	2,700.000	13,019	22,950
82509L107	SHOPIFY INC COMMON STOCK CAD		5,976.000	661,180	961,957
G81276100	SIGNET JEWELERS LTD COMMON STOCK USD 0.1		800.000	66,410	66,304
826919102	SILICON LABORATORIES INC COMMON STOCK US		1,350.000	190,973	176,445
828730200	SIMMONS FIRST NATIONAL CORP COMMON STOCK		10,600.000	214,905	199,810
82982T106	SITIME CORP COMMON STOCK USD 0.0001		420.000	86,489	148,340
830940102	SKYWARD SPECIALTY INSURANCE GROUP INC CO	USD 0.01	1,500.000	77,703	76,885
83089J109	SKYWATER TECHNOLOGY INC COMMON STOCK USD		3,100.000	48,645	56,296
830879102	SKYWEST INC COMMON STOCK USD 0		800.000	35,721	80,328
0922320	SMITH & NEPHEW PLC COMMON STOCK GBP 0.2		61,983.000	676,526	1,032,540
833445109	SNOWFLAKE INC COMMON STOCK USD 1		847.000	162,051	185,798
5966516	SOCIETE GENERALE SA COMMON STOCK EUR 1.2		11,934.000	325,311	963,172

JPMorgan Investor Services J.P.Morgan

BOILERMAKERS NATIONAL ANNUITY TRUST
E.I.N. 48-1029345 PLAN NO. 001
SCHEDULE H, LINE 4i—SCHEDULE OF ASSETS (HELD AT END OF YEAR) (CONTINUED)
DECEMBER 31, 2025

FD491 PAGE 60
SCHEDULE H (FORM 5500 - 4I-1) BANK OF LABOR - MONTHLY C 18661
SCHEDULE OF ASSETS HELD FOR
INVESTMENT PURPOSES AT END OF YEAR BASE CURRENCY: USD AS OF DECEMBER 31,2025

	IDENTITY OF ISSUE, BORROWER, LESSOR	DESCRIPTION OF INVESTMENT SHARES / PAR		COST	CURRENT VALUE
83406F102	SOFI TECHNOLOGIES INC COMMON STOCK USD 0		23,467.000	557,384	614,366
83418M103	SOLARIS ENERGY INFRASTRUCTURE INC COMMON	0.01	500.000	26,731	22,985
834203309	SOLENO THERAPEUTICS INC COMMON STOCK USD		1,200.000	79,372	55,560
B62G7K6	SOMPO HOLDINGS INC COMMON STOCK JPY		40,900.000	977,092	1,392,340
83545G102	SONIC AUTOMOTIVE INC COMMON STOCK USD 0.		500.000	39,081	30,930
83570H108	SONOS INC COMMON STOCK USD 0.001		1,900.000	20,248	33,364
836100107	SOUNDHOUND AI INC COMMON STOCK USD 0.000		1,800.000	33,409	17,946
844895102	SOUTHWEST GAS HOLDINGS INC COMMON STOCK		2,000.000	149,977	160,040
L8681T102	SPOTIFY TECHNOLOGY SA COMMON STOCK USD 0		1,679.000	1,046,653	975,012
85208T107	SPRINKLR INC COMMON STOCK USD 0.00003		3,600.000	31,039	28,008
78473E103	SPX TECHNOLOGIES INC COMMON STOCK USD 0.		700.000	134,703	140,042
784730103	SSR MINING INC COMMON STOCK CAD 0		2,300.000	29,756	50,416
790148100	ST JOE CO/THE COMMON STOCK USD 0		1,200.000	73,312	71,244
85256A109	STAGWELL INC COMMON STOCK USD 0.00001		10,500.000	56,097	51,345
853666105	STANDARD MOTOR PRODUCTS INC COMMON STOCK		700.000	22,499	25,795
854231107	STANDEX INTERNATIONAL CORP COMMON STOCK		740.000	172,510	160,787

JPMorgan Investor Services J.P.Morgan

BOILERMAKERS NATIONAL ANNUITY TRUST
E.I.N. 48-1029345 PLAN NO. 001
SCHEDULE H, LINE 4i—SCHEDULE OF ASSETS (HELD AT END OF YEAR) (CONTINUED)
DECEMBER 31, 2025



FD491 PAGE 63
SCHEDULE H (FORM 5500 - 4I-1) BANK OF LABOR - MONTHLY C 18661
SCHEDULE OF ASSETS HELD FOR INVESTMENT PURPOSES AT END OF YEAR BASE CURRENCY: USD AS OF DECEMBER 31,2025

	IDENTITY OF ISSUE, BORROWER, LESSOR	DESCRIPTION OF INVESTMENT SHARES / PAR	COST	CURRENT VALUE
2854238	STANTEC INC COMMON STOCK CAD 0	4,700.000	510,959	444,096
859241101	STERLING INFRASTRUCTURE INC COMMON STOCK	260.000	42,758	79,620
G85158106	STONECO LTD COMMON STOCK USD 0.000079365	700.000	9,262	10,353
86722A103	SUNCOKE ENERGY INC COMMON STOCK USD 0.01	21,300.000	169,255	153,360
B3NB1P2	SUNCOR ENERGY INC COMMON STOCK CAD 0	28,900.000	1,036,950	1,284,398
86771W105	SUNRUN INC COMMON STOCK USD 0.0001	500.000	9,436	9,200
4846523	SWEDBANK AB COMMON STOCK SEK 0	12,903.000	223,614	449,424
871332102	SYLVAMO CORP COMMON STOCK USD 1	2,000.000	141,636	96,300
87157D109	SYNAPTICS INC COMMON STOCK USD 0.001	1,600.000	121,836	118,432
874039100	TAIWAN SEMICONDUCTOR MANUFACTURING CO LT	2,403.000	385,296	730,248
87484T108	TALOS ENERGY INC COMMON STOCK USD	11,700.000	104,230	128,934
87724P106	TAYLOR MORRISON HOME CORP COMMON STOCK U	2,200.000	142,584	129,514
877619106	TAYSHA GENE THERAPIES INC COMMON STOCK U	3,800.000	15,299	20,900
BNC0116	TECHNIP ENERGIES NV COMMON STOCK EUR 0.0	2,849.000	85,207	108,678
2879327	TECK RESOURCES LTD COMMON STOCK CAD 0	28,100.000	1,166,568	1,347,037
879698101	TELOS CORP COMMON STOCK USD 0.001	14,300.000	91,450	72,930

JPMorgan Investor Services J.P.Morgan

BOILERMAKERS NATIONAL ANNUITY TRUST
E.I.N. 48-1029345 PLAN NO. 001
SCHEDULE H, LINE 4i—SCHEDULE OF ASSETS (HELD AT END OF YEAR) (CONTINUED)
DECEMBER 31, 2025

FD491 PAGE 64
SCHEDULE H (FORM 5500 - 4I-1) BANK OF LABOR - MONTHLY C 18661
SCHEDULE OF ASSETS HELD FOR
INVESTMENT PURPOSES AT END OF YEAR BASE CURRENCY: USD AS OF DECEMBER 31,2025

IDENTITY OF ISSUE, BORROWER, LESSOR	DESCRIPTION OF INVESTMENT SHARES / PAR	COST	CURRENT VALUE
88025T102 TENABLE HOLDINGS INC COMMON STOCK USD 0.	900.000	26,786	21,177
88076W103 TERADATA CORP COMMON STOCK USD 0.01	800.000	21,969	24,352
88080T104 TERAWULF INC COMMON STOCK USD 0.001	1,600.000	16,787	18,384
880779103 TEREX CORP COMMON STOCK USD 0.01	950.000	40,231	50,711
880881107 TERNS PHARMACEUTICALS INC COMMON STOCK U	1,700.000	7,699	68,680
88160R101 TESLA INC COMMON STOCK USD 0.001	6,496.000	2,160,362	2,921,381
88162F105 TETRA TECHNOLOGIES INC COMMON STOCK USD	6,300.000	25,214	59,031
88224Q107 TEXAS CAPITAL BANCSHARES INC COMMON STOC	2,300.000	187,908	208,242
88322Q108 TG THERAPEUTICS INC COMMON STOCK USD 0.0	1,200.000	44,714	35,772
4162791 THALES SA COMMON STOCK EUR 3	692.000	106,184	186,763
191216100 THE COCA-COLA COMPANY COMMON STOCK USD 0	6,479.000	441,017	452,947
88556E102 THREDUP INC COMMON STOCK USD 0.0001	1,700.000	12,111	10,863
6897024 TOPPAN HOLDINGS INC COMMON STOCK JPY	22,000.000	478,674	654,196
6900267 TOYO SEIKAN GROUP HOLDINGS LTD COMMON ST	22,200.000	483,358	541,681
6899967 TOYO SUISAN KAISHA LTD COMMON STOCK JPY	3,300.000	229,289	226,323
6900643 TOYOTA MOTOR CORP COMMON STOCK JPY	53,500.000	962,608	1,145,466

JPMorgan Investor Services J.P.Morgan

BOILERMAKERS NATIONAL ANNUITY TRUST
E.I.N. 48-1029345 PLAN NO. 001
SCHEDULE H, LINE 4i—SCHEDULE OF ASSETS (HELD AT END OF YEAR) (CONTINUED)
DECEMBER 31, 2025

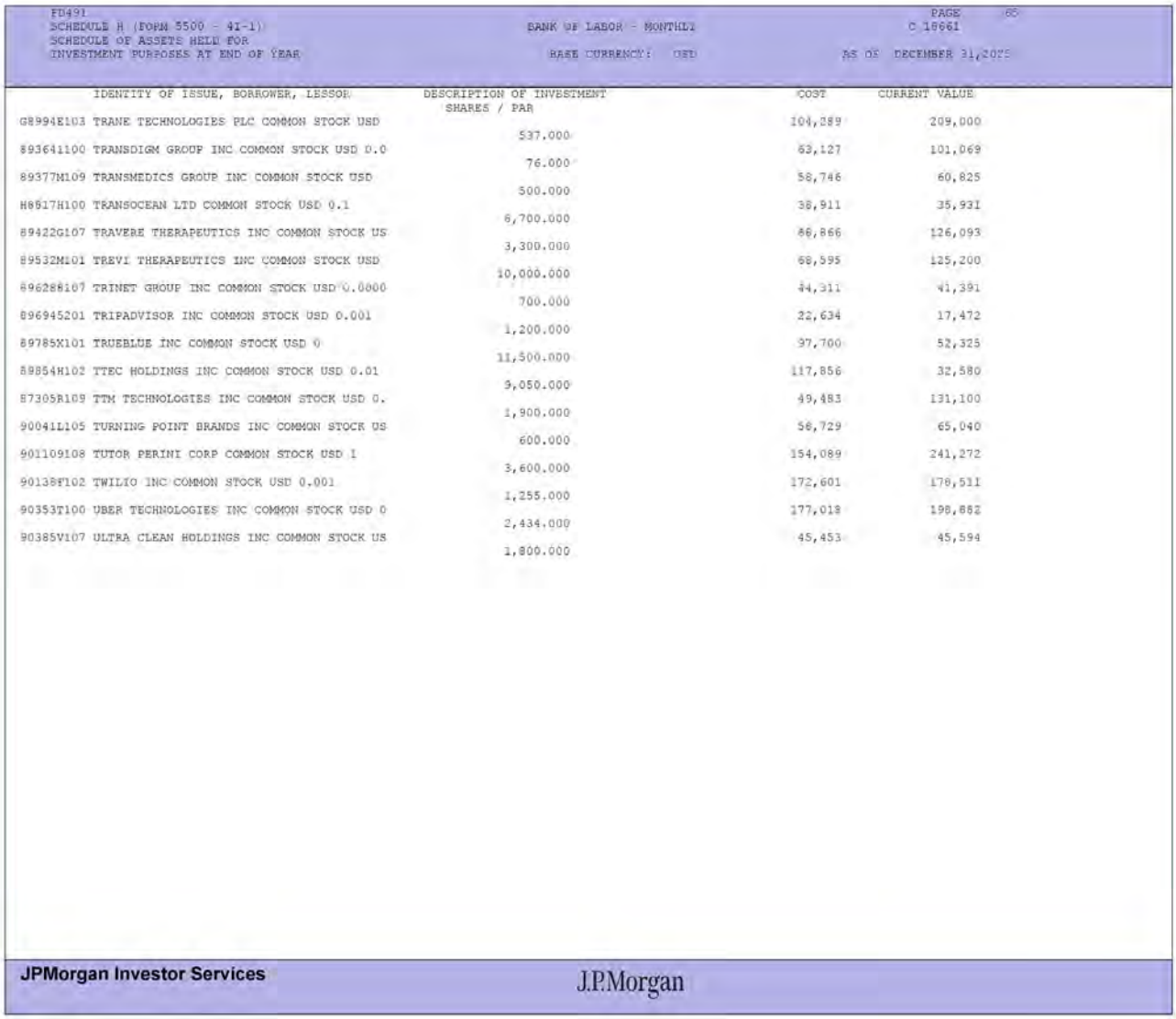

FD491 PAGE 65
SCHEDULE H (FORM 5500 - 4I-1) BANK OF LABOR - MONTHLY C 18661
SCHEDULE OF ASSETS HELD FOR INVESTMENT PURPOSES AT END OF YEAR BASE CURRENCY: USD AS OF DECEMBER 31,2025

IDENTITY OF ISSUE, BORROWER, LESSOR	DESCRIPTION OF INVESTMENT SHARES / PAR	COST	CURRENT VALUE
G8994E103 TRANE TECHNOLOGIES PLC COMMON STOCK USD	537.000	104,289	209,000
893641100 TRANSDIGM GROUP INC COMMON STOCK USD 0.0	76.000	63,127	101,069
89377M109 TRANSMEDICS GROUP INC COMMON STOCK USD	500.000	58,746	60,825
H8817H100 TRANSOCEAN LTD COMMON STOCK USD 0.1	6,700.000	38,911	35,931
89422G107 TRAVERE THERAPEUTICS INC COMMON STOCK US	3,300.000	86,866	126,093
89532M101 TREVI THERAPEUTICS INC COMMON STOCK USD	10,000.000	68,595	125,200
896288107 TRINET GROUP INC COMMON STOCK USD 0.0000	700.000	44,311	41,391
896945201 TRIPADVISOR INC COMMON STOCK USD 0.001	1,200.000	22,634	17,472
89785X101 TRUEBLUE INC COMMON STOCK USD 0	11,500.000	97,700	52,325
89854H102 TTEC HOLDINGS INC COMMON STOCK USD 0.01	9,050.000	117,856	32,580
87305R109 TTM TECHNOLOGIES INC COMMON STOCK USD 0.	1,900.000	49,483	131,100
90041L105 TURNING POINT BRANDS INC COMMON STOCK US	600.000	58,729	65,040
901109108 TUTOR PERINI CORP COMMON STOCK USD 1	3,600.000	154,089	241,272
90138F102 TWILIO INC COMMON STOCK USD 0.001	1,255.000	172,601	178,511
90353T100 UBER TECHNOLOGIES INC COMMON STOCK USD 0	2,434.000	177,018	198,882
90385V107 ULTRA CLEAN HOLDINGS INC COMMON STOCK US	1,800.000	45,453	45,594

JPMorgan Investor Services J.P.Morgan

BOILERMAKERS NATIONAL ANNUITY TRUST
E.I.N. 48-1029345 PLAN NO. 001
SCHEDULE H, LINE 4i—SCHEDULE OF ASSETS (HELD AT END OF YEAR) (CONTINUED)
DECEMBER 31, 2025

FD491 PAGE 66
SCHEDULE H (FORM 5500 - 4I-1) BANK OF LABOR - MONTHLY C 18661
SCHEDULE OF ASSETS HELD FOR
INVESTMENT PURPOSES AT END OF YEAR BASE CURRENCY: USD AS OF DECEMBER 31,2025

	IDENTITY OF ISSUE, BORROWER, LESSOR	DESCRIPTION OF INVESTMENT SHARES / PAR	COST	CURRENT VALUE
902788108	UMB FINANCIAL CORP COMMON STOCK USD 1	100.000	10,356	11,504
BYMXPS7	UNICREDIT SPA COMMON STOCK EUR 0	16,728.000	433,344	1,393,308
BVEK7T9	UNILEVER PLC COMMON STOCK GBP 0.031111	4,231.000	209,210	276,550
90984P303	UNITED COMMUNITY BANKS INC/GA COMMON STO	6,000.000	187,940	187,320
910340108	UNITED FIRE GROUP INC COMMON STOCK USD 0	600.000	14,914	21,810
911163103	UNITED NATURAL FOODS INC COMMON STOCK US	2,000.000	50,251	67,340
913456109	UNIVERSAL CORP/VA COMMON STOCK USD 0	2,600.000	145,464	137,150
BNZGVV1	UNIVERSAL MUSIC GROUP NV COMMON STOCK EU	25,913.000	737,534	676,537
916896103	URANIUM ENERGY CORP COMMON STOCK USD 0.0	3,300.000	44,689	38,544
917047102	URBAN OUTFITTERS INC COMMON STOCK USD 0.	1,800.000	105,316	135,468
918905209	VALHI INC COMMON STOCK USD 0.01	900.000	33,576	10,845
919794107	VALLEY NATIONAL BANCORP COMMON STOCK USD	15,500.000	171,940	181,040
92214X106	VAREX IMAGING CORP COMMON STOCK USD 0.01	3,900.000	47,838	45,435
92337F107	VERACYTE INC COMMON STOCK USD 0.001	1,900.000	55,339	79,990
925550105	VIAVI SOLUTIONS INC COMMON STOCK USD 0.0	14,600.000	175,609	260,172
925815102	VICOR CORP COMMON STOCK USD 0.01	600.000	54,623	65,760

JPMorgan Investor Services J.P.Morgan

BOILERMAKERS NATIONAL ANNUITY TRUST
E.I.N. 48-1029345 PLAN NO. 001
SCHEDULE H, LINE 4i—SCHEDULE OF ASSETS (HELD AT END OF YEAR) (CONTINUED)
DECEMBER 31, 2025

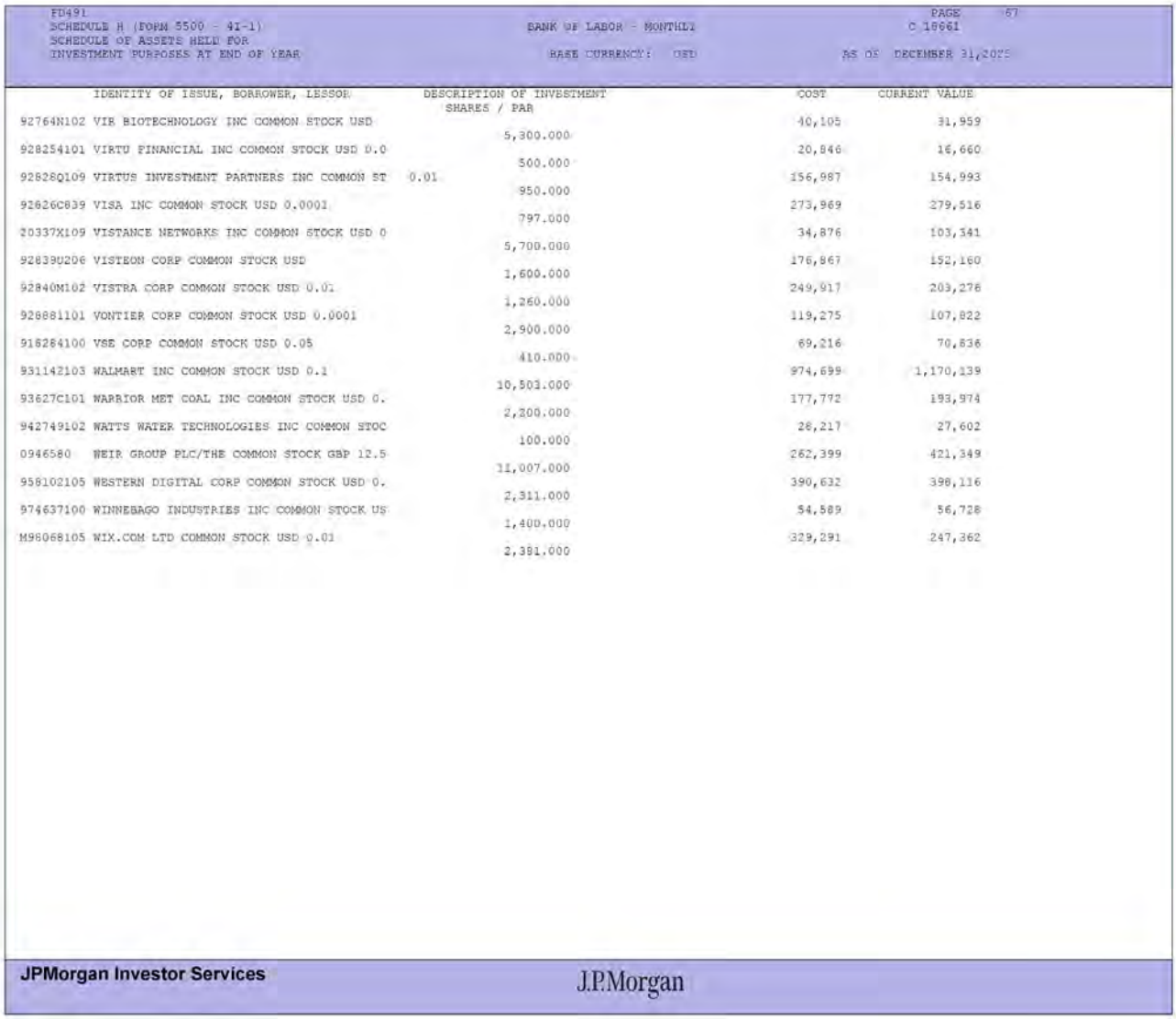

FD491 PAGE 67
SCHEDULE H (FORM 5500 - 4I-1) BANK OF LABOR - MONTHLY C 18661
SCHEDULE OF ASSETS HELD FOR INVESTMENT PURPOSES AT END OF YEAR BASE CURRENCY: USD AS OF DECEMBER 31,2025

IDENTITY OF ISSUE, BORROWER, LESSOR	DESCRIPTION OF INVESTMENT SHARES / PAR	COST	CURRENT VALUE
92764N102 VIR BIOTECHNOLOGY INC COMMON STOCK USD	5,300.000	40,105	31,959
928254101 VIRTU FINANCIAL INC COMMON STOCK USD 0.0	500.000	20,846	16,660
92828Q109 VIRTUS INVESTMENT PARTNERS INC COMMON ST 0.01	950.000	156,987	154,993
92826C839 VISA INC COMMON STOCK USD 0.0001	797.000	273,969	279,516
20337X109 VISTANCE NETWORKS INC COMMON STOCK USD 0	5,700.000	34,876	103,341
928390206 VISTEON CORP COMMON STOCK USD	1,600.000	176,867	152,160
92840M102 VISTRA CORP COMMON STOCK USD 0.01	1,260.000	249,917	203,276
928881101 VONTIER CORP COMMON STOCK USD 0.0001	2,900.000	119,275	107,822
918284100 VSE CORP COMMON STOCK USD 0.05	410.000	69,216	70,836
931142103 WALMART INC COMMON STOCK USD 0.1	10,503.000	974,699	1,170,139
93627C101 WARRIOR MET COAL INC COMMON STOCK USD 0.	2,200.000	177,772	193,974
942749102 WATTS WATER TECHNOLOGIES INC COMMON STOC	100.000	28,217	27,602
0946580 WEIR GROUP PLC/THE COMMON STOCK GBP 12.5	11,007.000	262,399	421,349
958102105 WESTERN DIGITAL CORP COMMON STOCK USD 0.	2,311.000	390,632	398,116
974637100 WINNEBAGO INDUSTRIES INC COMMON STOCK US	1,400.000	54,589	56,728
M98068105 WIX.COM LTD COMMON STOCK USD 0.01	2,381.000	329,291	247,362

JPMorgan Investor Services J.P.Morgan

BOILERMAKERS NATIONAL ANNUITY TRUST
E.I.N. 48-1029345 PLAN NO. 001
SCHEDULE H, LINE 4i—SCHEDULE OF ASSETS (HELD AT END OF YEAR) (CONTINUED)
DECEMBER 31, 2025

FD491 PAGE 69
SCHEDULE H (FORM 5500 - 4I-1) BANK OF LABOR - MONTHLY C 18661
SCHEDULE OF ASSETS HELD FOR
INVESTMENT PURPOSES AT END OF YEAR BASE CURRENCY: USD AS OF DECEMBER 31,2025

IDENTITY OF ISSUE, BORROWER, LESSOR	DESCRIPTION OF INVESTMENT SHARES / PAR	COST	CURRENT VALUE
98139A105 WORKIVA INC COMMON STOCK USD 0.001	1,700.000	155,094	146,625
981475106 WORLD KINECT CORP COMMON STOCK USD 0.01	6,300.000	167,860	147,609
9818I1102 WORTHINGTON ENTERPRISES INC COMMON STOCK	2,600.000	164,991	134,082
982104101 WORTHINGTON STEEL INC COMMON STOCK USD 0	3,000.000	93,421	103,860
984017103 XENIA HOTELS & RESORTS INC REIT USD 0.01	2,000.000	26,583	28,280
98422E103 XERIS BIOPHARMA HOLDINGS INC COMMON STOC 0.0001	8,900.000	42,618	69,865
98421M106 XEROX HOLDINGS CORP COMMON STOCK USD 1	3,600.000	13,480	8,532
98423F109 XOMETRY INC COMMON STOCK USD 0.000001	200.000	10,640	11,894
985817105 YELP INC COMMON STOCK USD 0.000001	1,100.000	38,579	33,429
B0SDJB4 ZEALAND PHARMA A/S COMMON STOCK DKK 1	2,937.000	217,984	215,394
48123V102 ZIFF DAVIS INC COMMON STOCK USD 0.01	2,500.000	102,308	87,875
B1YW440 3I GROUP PLC COMMON STOCK GBP 73.8636	18,825.000	192,120	826,210
88579Y101 3M CO COMMON STOCK USD 0.01	5,459.000	733,558	873,986
TOTAL COMMON		133,264,171	180,374,561

JPMorgan Investor Services J.P.Morgan

BOILERMAKERS NATIONAL ANNUITY TRUST
E.I.N. 48-1029345 PLAN NO. 001
SCHEDULE H, LINE 4i—SCHEDULE OF ASSETS (HELD AT END OF YEAR) (CONTINUED)
DECEMBER 31, 2025

FD491 PAGE: 69
SCHEDULE H (FORM 5500 - 4I-1) BANK OF LABOR - MONTHLY C 18661
SCHEDULE OF ASSETS HELD FOR
INVESTMENT PURPOSES AT END OF YEAR BASE CURRENCY: USD AS OF DECEMBER 31,2025

IDENTITY OF ISSUE, BORROWER, LESSOR	DESCRIPTION OF INVESTMENT SHARES / PAR	COST	CURRENT VALUE
VALUE OF INTEREST IN COMMON/COLLECTIVE TRUSTS			
008997157 AFL-CIO EQUITY INDEX FUND	1,142,129.210	18,446,934	76,923,088
543497861 LOOMIS SAYLES CORE PLUS FIXED INCOME FUN	10,401,627.370	182,954,686	190,765,846
744366782 PRUDENTIAL INS CO AMER - INS PRODS	32,831,141.810	71,405,686	58,428,959
AGV992AJ3 RUSSELL 1000 VALUE INDEX NL FUND (CMS21)	579,326.080	42,961,064	110,586,972
81579V847 SEGALL BRYANT & HAMILL SMALL CAP CORE TR	OPEN-END FUND USD 1 2,289,960.700	22,899,607	25,624,660
ABE996878 TS&W INTERNATIONAL SMALL CAP FUND CLASS	1,797,472.670	28,051,898	41,502,206
TOTAL VALUE OF INTEREST IN COMMON/COLLECTIVE TRUSTS		366,719,,875	503,831,732
VALUE OF INTEREST IN REGISTERED INVESTMENT COMPANIES			
09258C814 BLACKROCK INSTL TR CO N A INVT FDS FOR E	BENEFIT TRS 15,557,156.550	180,498,967	185,242,594
481997278 JPMCB US ACTIVE CORE PLUS EQUITY FUND	522,248.360	13,431,042	76,932,406
481995215 JPMCHASE EMERGING MKT EQUITY FUND	444,399.650	17,255,629	38,000,614
TOTAL VALUE OF INTEREST IN REGISTERED INVESTMENT COMPANIES		211,185,638	300,175,615

JPMorgan Investor Services J.P.Morgan

BOILERMAKERS NATIONAL ANNUITY TRUST
E.I.N. 48-1029345 PLAN NO. 001
SCHEDULE H, LINE 4i—SCHEDULE OF ASSETS (HELD AT END OF YEAR) (CONTINUED)
DECEMBER 31, 2025

IDENTITY OF ISSUE, BORROWER, LESSOR	DESCRIPTION OF INVESTMENT	SHARES / PAR	COST	CURRENT VALUE
GENERAL INVESTMENTS - OTHER				
STATE AND MUNICIPAL SECURITIES				
012432DX5 ALBANY N Y CAP RESOURCE CORP REV BDS 202	SEMI-ANN.	6.750% 12/01/2035 670,000.000	865,650	869,434
023039BP4 AMARILLO TEX HOTEL OCCUPANCY TAX REV TAX	SEMI-ANN.	4.150% 08/15/2033 300,000.000	287,298	295,628
024838AQ7 AMERICAN CAMPUS PPTYS STUDENT HSG FING L	SEMI-ANN.	6.250% 08/01/2028 250,000.000	253,800	252,095
032$5LJD2 ANAHEIM CALIF PUB FING AUTH LEASE REV TA	SEMI-ANN.	1.447% 07/01/2027 500,000.000	502,770	482,750
0411868K6 ARKANSAS ST UNIV REV TAXABLE HSG SYS REF	SEMI-ANN.	2.506% 03/01/2037 500,000.000	512,375	408,473
067054AA4 BARAGA CNTY MICH MEM HOSP REV REV BDS 20	MONTHLY	6.500% 09/20/2036 1,802,000.000	1,898,858	1,803,010
070669BA3 BATESVILLE ARK SALES & USE TAX REV BDS 2	SEMI-ANN.	5.127% 02/01/2030 200,000.000	204,858	207,657
088632CY8 BI-STATE DEV AGY MO ILL MET DIST MASS TR	SEMI-ANN.	2.020% 10/01/2030 250,000.000	252,265	228,070
10727XVQ8 BRENTWOOD CALIF INFRASTRUCTURE FING AUTH	SEMI-ANN.	4.096% 09/02/2033 360,000.000	356,324	346,530
107897KJ8 BRICK TWP N J MUN UTILS AUTH REV BDS 202	SEMI-ANN.	2.400% 12/01/2030 410,000.000	422,603	379,070
11943KEF5 BUFFALO & ERIE CNTY N Y INDL LD DEV CORP	SEMI-ANN.	4.400% 11/01/2033 310,000.000	317,490	286,898
121382BG9 BURLEIGH CNTY N D MULTI-CNTY SALES TAX R	SEMI-ANN.	2.300% 11/01/2030 275,000.000	270,350	255,540
130179SB1 CALIFORNIA EDL FACS AUTH REV BDS 2018 B	SEMI-ANN.	4.510% 10/01/2036 845,000.000	770,378	730,347
13049GAA8 CALIFORNIA MUN FIN AUTH FED LEASE REV TA	QUARTERLY	2.519% 10/01/2035 2,535,000.000	2,505,011	1,881,581

BOILERMAKERS NATIONAL ANNUITY TRUST
E.I.N. 48-1029345 PLAN NO. 001
SCHEDULE H, LINE 4i—SCHEDULE OF ASSETS (HELD AT END OF YEAR) (CONTINUED)
DECEMBER 31, 2025

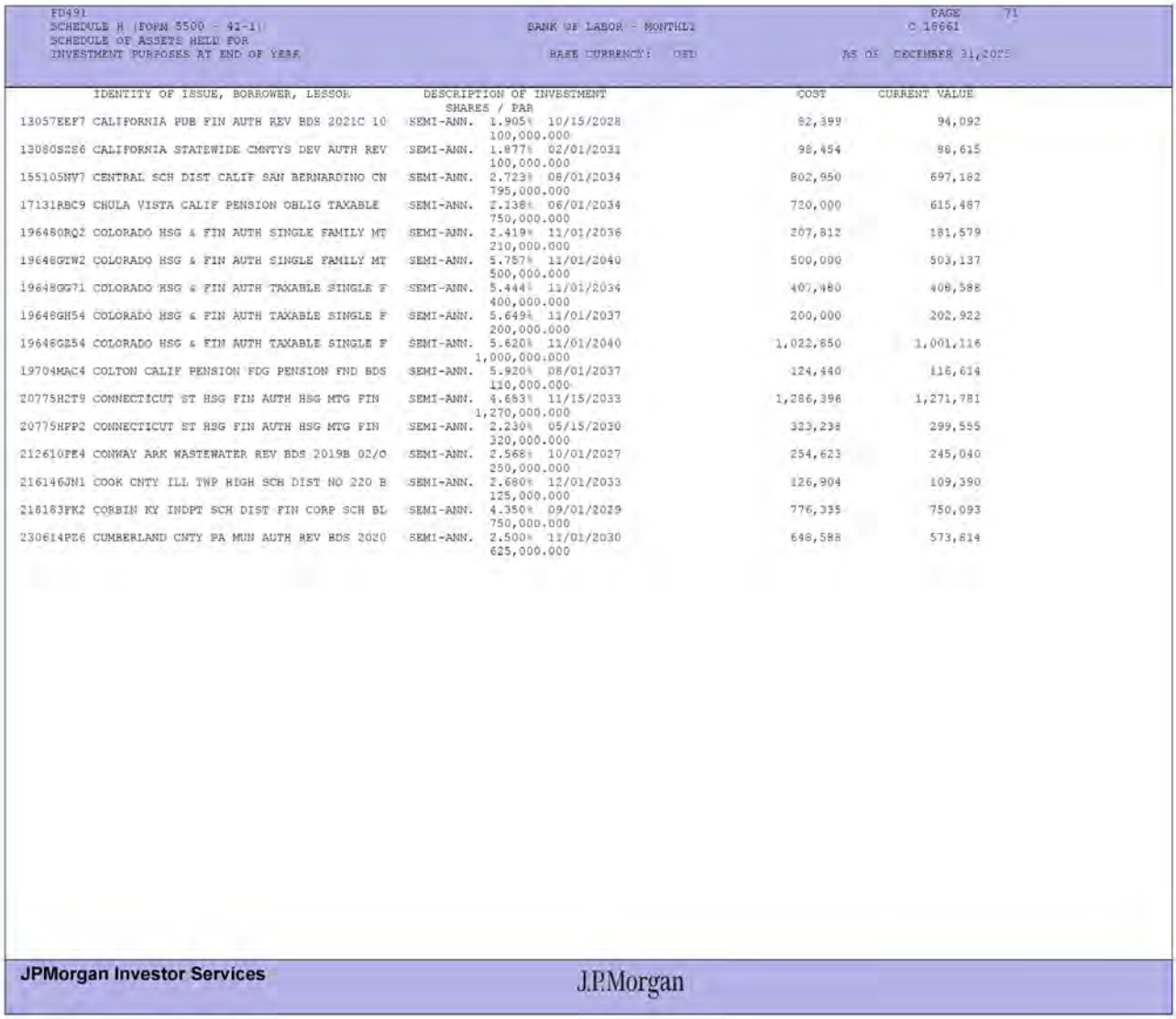

FD491 PAGE 71
SCHEDULE H (FORM 5500 - 42-1) BANK OF LABOR - MONTHLY C 18661
SCHEDULE OF ASSETS HELD FOR
INVESTMENT PURPOSES AT END OF YEAR BASE CURRENCY: USD AS OF DECEMBER 31,2025

IDENTITY OF ISSUE, BORROWER, LESSOR	DESCRIPTION OF INVESTMENT	SHARES / PAR	COST	CURRENT VALUE
13057EEF7 CALIFORNIA PUB FIN AUTH REV BDS 2021C 10	SEMI-ANN. 1.905% 10/15/2028	100,000.000	82,399	94,092
13080SZS6 CALIFORNIA STATEWIDE CMNTYS DEV AUTH REV	SEMI-ANN. 1.877% 02/01/2031	100,000.000	98,454	86,615
155105NV7 CENTRAL SCH DIST CALIF SAN BERNARDINO CN	SEMI-ANN. 2.723% 08/01/2034	795,000.000	802,950	697,182
17131RBC9 CHULA VISTA CALIF PENSION OBLIG TAXABLE	SEMI-ANN. 2.138% 06/01/2034	750,000.000	720,000	615,487
196480RQ2 COLORADO HSG & FIN AUTH SINGLE FAMILY MT	SEMI-ANN. 2.419% 11/01/2036	210,000.000	207,812	181,579
19648GTW2 COLORADO HSG & FIN AUTH SINGLE FAMILY MT	SEMI-ANN. 5.757% 11/01/2040	500,000.000	500,000	503,137
19648GG71 COLORADO HSG & FIN AUTH TAXABLE SINGLE F	SEMI-ANN. 5.444% 11/01/2034	400,000.000	407,480	408,588
19648GH54 COLORADO HSG & FIN AUTH TAXABLE SINGLE F	SEMI-ANN. 5.649% 11/01/2037	200,000.000	200,000	202,922
19648GZ54 COLORADO HSG & FIN AUTH TAXABLE SINGLE F	SEMI-ANN. 5.620% 11/01/2040	1,000,000.000	1,022,850	1,001,116
19704MAC4 COLTON CALIF PENSION FDG PENSION FND BDS	SEMI-ANN. 5.920% 08/01/2037	110,000.000	124,440	116,614
20775H2T9 CONNECTICUT ST HSG FIN AUTH HSG MTG FIN	SEMI-ANN. 4.663% 11/15/2033	1,270,000.000	1,286,396	1,271,781
20775HPP2 CONNECTICUT ST HSG FIN AUTH HSG MTG FIN	SEMI-ANN. 2.230% 05/15/2030	320,000.000	323,238	299,555
212610FE4 CONWAY ARK WASTEWATER REV BDS 2019B 02/0	SEMI-ANN. 2.568% 10/01/2027	250,000.000	254,623	245,040
216146JN1 COOK CNTY ILL TWP HIGH SCH DIST NO 220 B	SEMI-ANN. 2.680% 12/01/2033	125,000.000	126,904	109,390
218183FK2 CORBIN KY INDPT SCH DIST FIN CORP SCH BL	SEMI-ANN. 4.350% 09/01/2029	750,000.000	776,335	750,093
230614PZ6 CUMBERLAND CNTY PA MUN AUTH REV BDS 2020	SEMI-ANN. 2.500% 11/01/2030	625,000.000	648,588	573,814

JPMorgan Investor Services J.P.Morgan

BOILERMAKERS NATIONAL ANNUITY TRUST
E.I.N. 48-1029345 PLAN NO. 001
SCHEDULE H, LINE 4i—SCHEDULE OF ASSETS (HELD AT END OF YEAR) (CONTINUED)
DECEMBER 31, 2025

FD491 PAGE 72
SCHEDULE H (FORM 5500 - 42-1) BANK OF LABOR - MONTHLY C 16661
SCHEDULE OF ASSETS HELD FOR
INVESTMENT PURPOSES AT END OF YEAR BASE CURRENCY: USD AS OF DECEMBER 31,2025

IDENTITY OF ISSUE, BORROWER, LESSOR	DESCRIPTION OF INVESTMENT SHARES / PAR	COST	CURRENT VALUE
232287BT9 CUYAHOGA CNTY OHIO SALES TAX REV REV BDS	SEMI-ANN. 3.026% 01/01/2026 400,000.000	411,036	400,000
23542JQQ1 DALLAS TEX WTRWKS & SWR SYS REV TAXABLE	SEMI-ANN. 1.347% 10/01/2026 440,000.000	391,046	432,496
257836BP0 DONNA TEX DEV CORP SALES TAX REV TAXABLE	SEMI-ANN. 5.600% 08/01/2038 410,000.000	421,148	415,226
260868AM4 DOWNEY CALIF PENSION OBLIG TAXABLE BDS 2	SEMI-ANN. 2.250% 06/01/2034 700,000.000	692,335	586,359
276029LW3 EAST WINDSOR N J REGL SCH DIST TAXABLE R	SEMI-ANN. 1.789% 03/01/2029 250,000.000	255,000	234,403
283331AP1 EL MONTE CALIF PUB FING AUTH LEASE REV T	SEMI-ANN. 4.000% 06/01/2029 395,000.000	452,326	394,880
283331AR9 EL MONTE CALIF PUB FING AUTH LEASE REV T	SEMI-ANN. 4.000% 06/01/2030 380,000.000	436,206	378,182
34073TNY9 FLORIDA HIGHER EDL FACS FING AUTH REV RE	SEMI-ANN. 2.692% 12/01/2030 705,000.000	716,872	646,422
349507AJ2 FORT WORTH TEX SPL TAX REV REV BDS 2017	SEMI-ANN. 3.225% 03/01/2026 500,000.000	517,445	499,420
356640KN1 FREEPORT ILL TAXABLE GO BDS 2020 19/OCT/	SEMI-ANN. 2.682% 01/01/2031 300,000.000	311,364	276,336
356640KS0 FREEPORT ILL TAXABLE GO BDS 2020 19/OCT/	SEMI-ANN. 3.216% 01/01/2036 770,000.000	814,583	662,953
36508AAC2 GARDEN CITY KANS SALES TAX SPL OBLIG REV	SEMI-ANN. 5.375% 06/01/2039 500,000.000	496,850	506,080
365471AN1 GARDENA CALIF PENSION OBLIG TAXABLE BDS	SEMI-ANN. 3.163% 04/01/2033 1,150,000.000	1,193,562	1,047,392
38122ND33 GOLDEN ST TOB SECURITIZATION CORP CALIF	SEMI-ANN. 3.037% 06/01/2032 400,000.000	355,000	360,546
38611TCN5 GRAND PARKWAY TRANSN CORP TEX SYS TOLL R	SEMI-ANN. 2.785% 10/01/2034 460,000.000	466,757	407,115
392397CP8 GREATER WENATCHEE REGL CTR PUB FACS DIST	SEMI-ANN. 2.518% 09/01/2031 450,000.000	454,662	400,766

JPMorgan Investor Services J.P.Morgan

BOILERMAKERS NATIONAL ANNUITY TRUST
E.I.N. 48-1029345 PLAN NO. 001
SCHEDULE H, LINE 4i—SCHEDULE OF ASSETS (HELD AT END OF YEAR) (CONTINUED)
DECEMBER 31, 2025

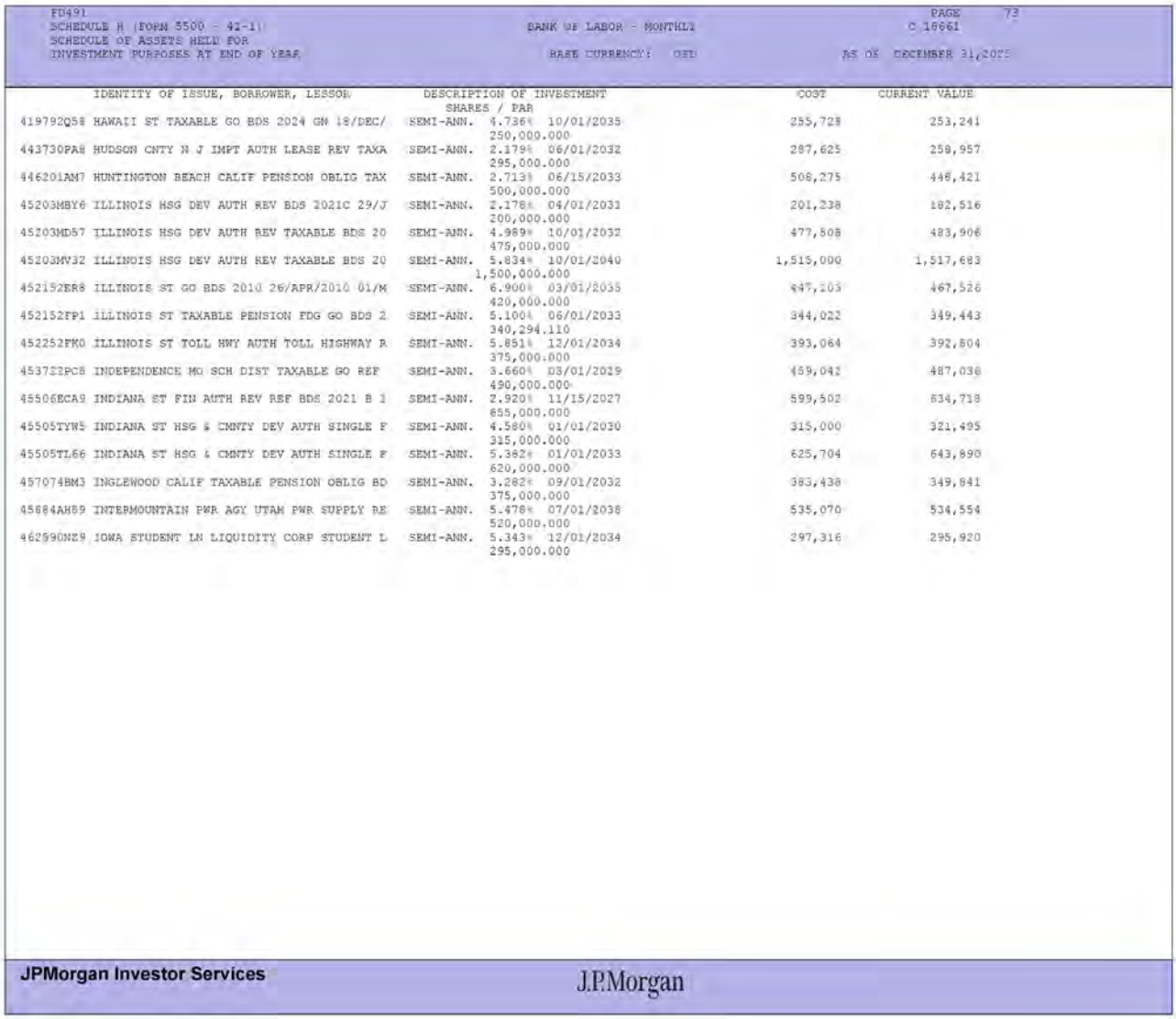

FD491 PAGE 73
SCHEDULE H (FORM 5500 - 42-1) BANK OF LABOR - MONTHLY C 18661
SCHEDULE OF ASSETS HELD FOR
INVESTMENT PURPOSES AT END OF YEAR BASE CURRENCY: USD AS OF DECEMBER 31,2025

IDENTITY OF ISSUE, BORROWER, LESSOR	DESCRIPTION OF INVESTMENT		COST	CURRENT VALUE
	SHARES / PAR			
419792Q58 HAWAII ST TAXABLE GO BDS 2024 GN 18/DEC/	SEMI-ANN.	4.736% 10/01/2035 250,000.000	255,728	253,241
443730PA8 HUDSON CNTY N J IMPT AUTH LEASE REV TAXA	SEMI-ANN.	2.179% 06/01/2032 295,000.000	287,625	258,957
446201AM7 HUNTINGTON BEACH CALIF PENSION OBLIG TAX	SEMI-ANN.	2.713% 06/15/2033 500,000.000	508,275	446,421
45203MBY6 ILLINOIS HSG DEV AUTH REV BDS 2021C 29/J	SEMI-ANN.	2.178% 04/01/2031 200,000.000	201,238	182,516
45203MD57 ILLINOIS HSG DEV AUTH REV TAXABLE BDS 20	SEMI-ANN.	4.989% 10/01/2032 475,000.000	477,508	483,906
45203MVJ2 ILLINOIS HSG DEV AUTH REV TAXABLE BDS 20	SEMI-ANN.	5.834% 10/01/2040 1,500,000.000	1,515,000	1,517,683
452152ER8 ILLINOIS ST GO BDS 2010 26/APR/2010 01/M	SEMI-ANN.	6.900% 03/01/2035 420,000.000	447,103	467,526
452152FP1 ILLINOIS ST TAXABLE PENSION FDG GO BDS 2	SEMI-ANN.	5.100% 06/01/2033 340,294.110	344,022	349,443
452252FK0 ILLINOIS ST TOLL HWY AUTH TOLL HIGHWAY R	SEMI-ANN.	5.851% 12/01/2034 375,000.000	393,064	392,804
453722PC8 INDEPENDENCE MO SCH DIST TAXABLE GO REF	SEMI-ANN.	3.660% 03/01/2029 490,000.000	459,042	487,036
45506ECA9 INDIANA ST FIN AUTH REV RBF BDS 2021 B 1	SEMI-ANN.	2.920% 11/15/2027 655,000.000	599,502	634,718
45505TYW5 INDIANA ST HSG & CMNTY DEV AUTH SINGLE F	SEMI-ANN.	4.580% 01/01/2030 315,000.000	315,000	321,495
45505TL66 INDIANA ST HSG & CMNTY DEV AUTH SINGLE F	SEMI-ANN.	5.382% 01/01/2033 620,000.000	625,704	643,890
457074BM3 INGLEWOOD CALIF TAXABLE PENSION OBLIG BD	SEMI-ANN.	3.282% 09/01/2032 375,000.000	383,438	349,841
45684AH89 INTERMOUNTAIN PWR AGY UTAH PWR SUPPLY RE	SEMI-ANN.	5.478% 07/01/2038 520,000.000	535,070	534,554
462590NZ9 IOWA STUDENT LN LIQUIDITY CORP STUDENT L	SEMI-ANN.	5.343% 12/01/2034 295,000.000	297,316	295,920

JPMorgan Investor Services J.P.Morgan

BOILERMAKERS NATIONAL ANNUITY TRUST
E.I.N. 48-1029345 PLAN NO. 001
SCHEDULE H, LINE 4i—SCHEDULE OF ASSETS (HELD AT END OF YEAR) (CONTINUED)
DECEMBER 31, 2025

FD491 PAGE 74
SCHEDULE H (FORM 5500 - 42-1) BANK OF LABOR - MONTHLY C 18661
SCHEDULE OF ASSETS HELD FOR
INVESTMENT PURPOSES AT END OF YEAR BASE CURRENCY: USD AS OF DECEMBER 31,2025

IDENTITY OF ISSUE, BORROWER, LESSOR	DESCRIPTION OF INVESTMENT	COST	CURRENT VALUE
	SHARES / PAR		
462590NG1 IOWA STUDENT LN LIQUIDITY CORP STUDENT L	SEMI-ANN. 5.080% 12/01/2039 240,000.000	240,000	230,053
46874TFQ0 JACKSON TENN HOSP REV TAXABLE BDS 2018B	SEMI-ANN. 4.678% 04/01/2028 475,000.000	512,007	479,430
469480BF3 JACKSONVILLE ALA PUB EDL BLDG AUTH HIGHE	SEMI-ANN. 6.625% 08/01/2038 1,000,000.000	1,087,050	1,091,810
4T1844HS2 JASPER TEX INDPT SCH DIST UNLTD TAX SCH	SEMI-ANN. 4.000% 02/15/2033 780,000.000	813,947	764,722
485106TL2 KANSAS CITY MO SPL OBLIG BDS 2020 A 22/A	SEMI-ANN. 3.390% 04/01/2030 325,000.000	352,541	316,469
485106XZ6 KANSAS CITY MO SPL OBLIG BDS 2022 B 27/A	SEMI-ANN. 3.742% 04/01/2028 680,000.000	667,345	677,018
485106TA6 KANSAS CITY MO SPL OBLIG TAXABLE BDS 201	SEMI-ANN. 4.391% 04/01/2038 420,000.000	405,044	396,263
48542RNK6 KANSAS ST DEV FIN AUTH REV TAXABLE ATHLE	SEMI-ANN. 2.400% 07/01/2033 1,075,000.000	893,981	888,140
48542RZ72 KANSAS ST DEV FIN AUTH REV TAXABLE BDS 2	SEMI-ANN. 4.800% 05/01/2036 1,200,000.000	1,174,812	1,206,614
49130NES4 KENTUCKY HIGHER ED STUDENT LN CORP STUDE	SEMI-ANN. 3.556% 06/01/2026 1,000,000.000	1,034,830	999,116
49130NGD5 KENTUCKY HIGHER ED STUDENT LN CORP STUDE	SEMI-ANN. 5.271% 06/01/2027 500,000.000	499,475	508,171
49130NGV5 KENTUCKY HIGHER ED STUDENT LN CORP STUDE	SEMI-ANN. 5.697% 06/01/2031 1,000,000.000	1,014,970	1,057,604
491309NE6 KENTUCKY HSG CORP SINGLE FAMILY MTG REV	SEMI-ANN. 5.416% 01/01/2035 200,000.000	200,000	204,968
498622KS7 KLICKITAT CNTY WASH PUB UTIL DIST NO 001	SEMI-ANN. 3.003% 12/01/2031 200,000.000	174,008	187,337
511355AV1 LAKE WORTH BEACH FLA NON-AD VALOREM REV	SEMI-ANN. 1.950% 07/01/2028 250,000.000	251,663	238,632
512102VZ4 LAKESIDE ARK SCH DIST NO 9 TAXABLE REF B	SEMI-ANN. 1.150% 04/01/2028 230,000.000	231,139	217,807

JPMorgan Investor Services J.P.Morgan

BOILERMAKERS NATIONAL ANNUITY TRUST
E.I.N. 48-1029345 PLAN NO. 001
SCHEDULE H, LINE 4i—SCHEDULE OF ASSETS (HELD AT END OF YEAR) (CONTINUED)
DECEMBER 31, 2025

IDENTITY OF ISSUE, BORROWER, LESSOR	DESCRIPTION OF INVESTMENT	SHARES / PAR	COST	CURRENT VALUE
53500AAB7 LINCOLN UNIV OF THE COMWLTH SYS OF HIGHE	SEMI-ANN. 7.000% 07/01/2028	145,000.000	146,409	146,625
546395V68 LOUISIANA PUB FACS AUTH HOSP REV BDS 202	SEMI-ANN. 2.282% 06/01/2030	1,000,000.000	1,006,710	933,466
55178CAG8 LYNWOOD CALIF HSG AUTH REV TAXABLE BDS 2	SEMI-ANN. 4.000% 09/01/2029	405,000.000	405,000	397,721
551765DM7 LYNWOOD CALIF PUB FING AUTH LEASE REV TA	SEMI-ANN. 3.310% 10/01/2030	335,000.000	349,080	323,435
557738PU9 MADISON MACOUPIN ETC CNTYS ILL CMNTY COL	SEMI-ANN. 2.000% 11/01/2026	280,000.000	276,326	275,923
56045RDF3 MAINE MUN BD BK TAXABLE SCH CONSTR BDS 2	SEMI-ANN. 4.950% 11/01/2028	1,300,000.000	1,551,082	1,323,388
56052FUG8 MAINE ST HSG AUTH MTG PUR BDS 2020 H 19/	SEMI-ANN. 2.154% 11/15/2028	440,000.000	438,680	420,586
56052FFM2 MAINE ST HSG AUTH MTG PUR MTG PUR BDS 20	SEMI-ANN. 2.989% 11/15/2029	175,000.000	185,561	169,036
57419UCY2 MARYLAND ST CMNTY DEV ADMIN DEPT HSG & C	SEMI-ANN. 5.419% 09/01/2032	400,000.000	404,460	419,172
57419TZF1 MARYLAND ST CMNTY DEV ADMIN DEPT HSG & C	SEMI-ANN. 4.781% 09/01/2034	600,000.000	589,578	596,564
57429LAM8 MARYLAND ST TRANSN AUTH LTD OBLIG REV LT	SEMI-ANN. 6.650% 07/01/2032	420,000.000	539,280	450,783
575181HP2 MASON & KITSAP CNTYS WASH SCH DIST NO 40	SEMI-ANN. 2.184% 12/01/2032	410,000.000	416,494	360,477
57563RSU4 MASSACHUSETTS EDL FING AUTH ED LN REV BD	SEMI-ANN. 4.949% 07/01/2038	775,000.000	738,188	752,776
57584YUJ6 MASSACHUSETTS ST DEV FIN AGY REV BDS 201	SEMI-ANN. 3.165% 07/01/2032	670,000.000	684,620	716,041
57587GYC3 MASSACHUSETTS ST HSG FIN AGY MSG REV SIN	SEMI-ANN. 5.303% 06/01/2031	360,000.000	362,329	375,877
57587GH32 MASSACHUSETTS ST HSG FIN AGY HSG REV SIN	SEMI-ANN. 5.775% 12/01/2039	350,000.000	358,799	354,330

FD491 PAGE 76
SCHEDULE H (FORM 5500 - 42-1) BANK OF LABOR - MONTHLY C 18661
SCHEDULE OF ASSETS HELD FOR
INVESTMENT PURPOSES AT END OF YEAR BASE CURRENCY: USD AS OF DECEMBER 31,2025

IDENTITY OF ISSUE, BORROWER, LESSOR	DESCRIPTION OF INVESTMENT	COST	CURRENT VALUE
	SHARES / PAR		
57587GTH8 MASSACHUSETTS ST HSG FIN AGY HSG REV TAX	SEMI-ANN. 5.605% 06/01/2034 700,000.000	726,488	725,972
592041YS0 MET GOVT NASHVILLE & DAVIDSON CNTY TENN	SEMI-ANN. 4.409% 10/01/2034 1,010,000.000	887,573	936,869
592090JA3 METROPOLITAN GOVT NASHVILLE & DAVIDSON C	SEMI-ANN. 2.544% 08/01/2033 1,365,000.000	1,427,783	1,227,324
592090JD7 METROPOLITAN GOVT NASHVILLE & DAVIDSON C	SEMI-ANN. 2.654% 06/01/2036 400,000.000	421,568	341,647
59334DRK2 MIAMI-DADE CNTY FLA WTR & SWR REV SYS BD	SEMI-ANN. 3.490% 10/01/2042 340,000.000	365,384	279,604
59334DRL0 MIAMI-DADE CNTY FLA WTR & SWR REV SYS BD	SEMI-ANN. 3.490% 10/01/2042 660,000.000	709,276	538,990
594634VG7 MICHIGAN ST HSG DEV AUTH SINGLE FAMILY M	SEMI-ANN. 5.816% 12/01/2038 990,000.000	1,018,433	1,009,559
60416SK74 MINNESOTA ST HSG FIN AGY HSG FIN BDS 201	SEMI-ANN. 4.204% 07/01/2042 40,000.000	41,550	39,864
60416S5F3 MINNESOTA ST HSG FIN AGY RESIDENTIAL BDS	SEMI-ANN. 2.657% 07/01/2050 215,000.000	200,223	207,603
60416SPL8 MINNESOTA ST HSG FIN AGY RESIDENTIAL HSG	SEMI-ANN. 3.150% 01/01/2037 180,000.000	185,600	171,524
60416TSQ2 MINNESOTA ST HSG FIN AGY TAXABLE RESIDEN	SEMI-ANN. 4.595% 07/01/2033 525,000.000	522,653	524,931
604204WD5 MINNETONKA MINN INDPT SCH DIST NO 276 CT	SEMI-ANN. 2.800% 02/01/2035 500,000.000	518,040	447,862
605360SE7 MISSISSIPPI HOSP EQUIP & FACS AUTH REV R	SEMI-ANN. 3.720% 09/01/2026 500,000.000	479,220	498,303
60636YMJ7 MISSOURI ST HSG DEV COMMN MULTIFAMILY HS	MONTHLY 4.200% 01/01/2040 139,789.490	143,983	125,753
60637B8U7 MISSOURI ST HSG DEV COMMN SINGLE FAMILY	SEMI-ANN. 5.510% 11/01/2039 215,000.000	215,000	214,069
60637GNX3 MISSOURI ST HSG DEV COMMN SINGLE FAMILY	SEMI-ANN. 5.769% 11/01/2045 715,000.000	736,450	713,288

JPMorgan Investor Services J.P.Morgan

BOILERMAKERS NATIONAL ANNUITY TRUST
E.I.N. 48-1029345 PLAN NO. 001
SCHEDULE H, LINE 4i—SCHEDULE OF ASSETS (HELD AT END OF YEAR) (CONTINUED)
DECEMBER 31, 2025

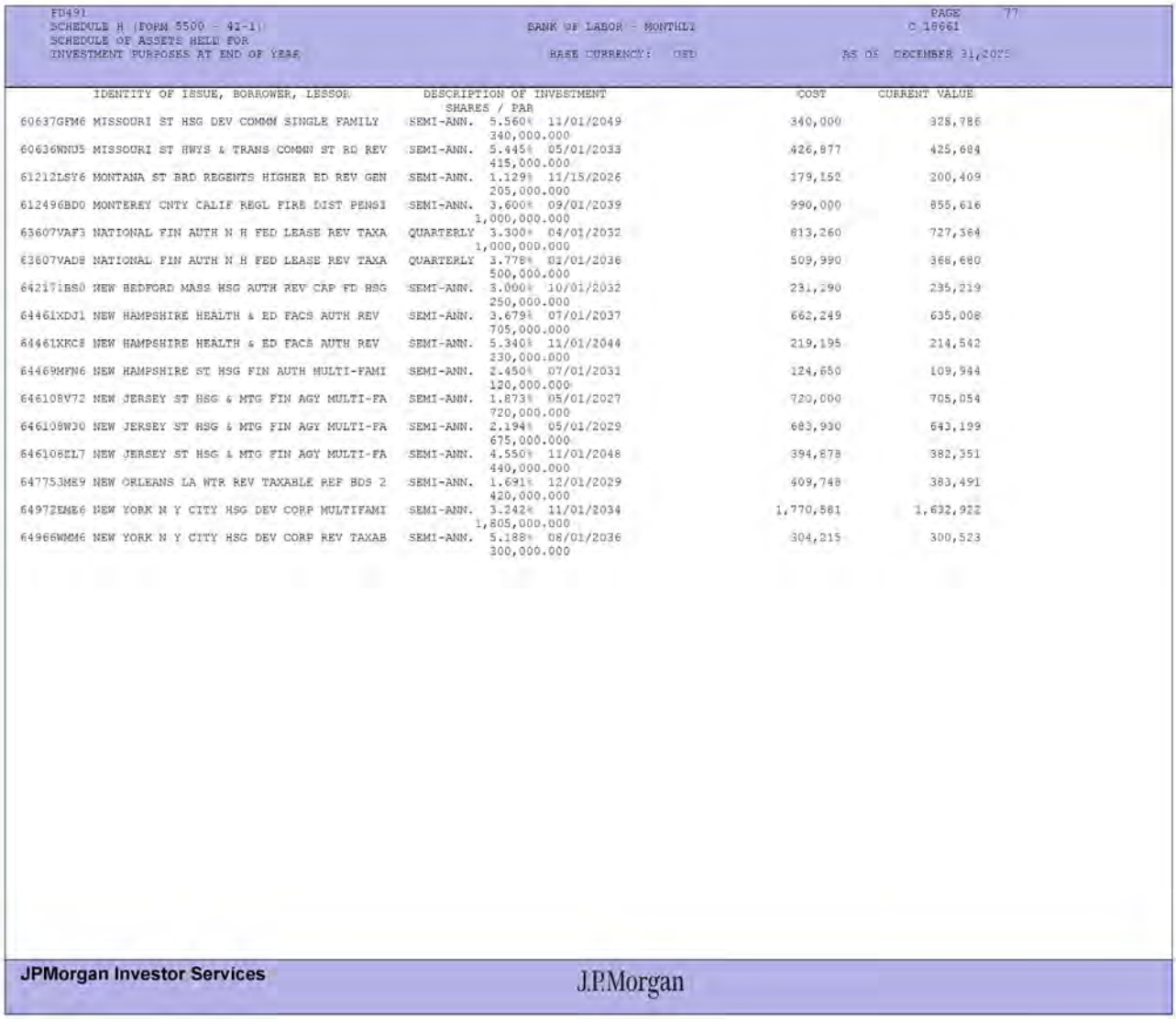

FD491 PAGE 77
SCHEDULE H (FORM 5500 - 4I-1) BANK OF LABOR - MONTHLY C 18661
SCHEDULE OF ASSETS HELD FOR
INVESTMENT PURPOSES AT END OF YEAR BASE CURRENCY: USD AS OF DECEMBER 31,2025

IDENTITY OF ISSUE, BORROWER, LESSOR	DESCRIPTION OF INVESTMENT	SHARES / PAR	COST	CURRENT VALUE
60637GFM6 MISSOURI ST HSG DEV COMMN SINGLE FAMILY	SEMI-ANN. 5.560% 11/01/2049	340,000.000	340,000	328,786
60636WNU5 MISSOURI ST HWYS & TRANS COMMN ST RD REV	SEMI-ANN. 5.445% 05/01/2033	415,000.000	426,877	425,684
61212LSY6 MONTANA ST BRD REGENTS HIGHER ED REV GEN	SEMI-ANN. 1.129% 11/15/2026	205,000.000	179,152	200,409
612496BD0 MONTEREY CNTY CALIF REGL FIRE DIST PENSI	SEMI-ANN. 3.600% 09/01/2039	1,000,000.000	990,000	855,616
63607VAF3 NATIONAL FIN AUTH N H FED LEASE REV TAXA	QUARTERLY 3.300% 04/01/2032	1,000,000.000	813,260	727,364
63607VAD8 NATIONAL FIN AUTH N H FED LEASE REV TAXA	QUARTERLY 3.778% 02/01/2036	500,000.000	509,990	368,680
64217LBS0 NEW BEDFORD MASS HSG AUTH REV CAP FD HSG	SEMI-ANN. 3.000% 10/01/2032	250,000.000	231,290	235,219
64461XDJ1 NEW HAMPSHIRE HEALTH & ED FACS AUTH REV	SEMI-ANN. 3.679% 07/01/2037	705,000.000	662,249	635,008
64461XKC8 NEW HAMPSHIRE HEALTH & ED FACS AUTH REV	SEMI-ANN. 5.340% 11/01/2044	230,000.000	219,195	214,542
64469MFN6 NEW HAMPSHIRE ST HSG FIN AUTH MULTI-FAMI	SEMI-ANN. 2.450% 07/01/2031	120,000.000	124,650	109,944
646108V72 NEW JERSEY ST HSG & MTG FIN AGY MULTI-FA	SEMI-ANN. 1.873% 05/01/2027	720,000.000	720,000	705,054
646108WJ0 NEW JERSEY ST HSG & MTG FIN AGY MULTI-FA	SEMI-ANN. 2.194% 05/01/2029	675,000.000	683,930	643,199
646108EL7 NEW JERSEY ST HSG & MTG FIN AGY MULTI-FA	SEMI-ANN. 4.550% 11/01/2048	440,000.000	394,878	382,351
647753ME9 NEW ORLEANS LA WTR REV TAXABLE REF BDS 2	SEMI-ANN. 1.691% 12/01/2029	420,000.000	409,748	383,491
6497ZEME6 NEW YORK N Y CITY HSG DEV CORP MULTIFAMI	SEMI-ANN. 3.242% 11/01/2034	1,805,000.000	1,770,581	1,632,922
64966WMM6 NEW YORK N Y CITY HSG DEV CORP REV TAXAB	SEMI-ANN. 5.188% 08/01/2036	300,000.000	304,215	300,523

JPMorgan Investor Services J.P.Morgan

BOILERMAKERS NATIONAL ANNUITY TRUST
E.I.N. 48-1029345 PLAN NO. 001
SCHEDULE H, LINE 4i—SCHEDULE OF ASSETS (HELD AT END OF YEAR) (CONTINUED)
DECEMBER 31, 2025

FD491 PAGE 79
SCHEDULE H (FORM 5500 - 42-1) BANK OF LABOR - MONTHLY C 16661
SCHEDULE OF ASSETS HELD FOR
INVESTMENT PURPOSES AT END OF YEAR BASE CURRENCY: USD AS OF DECEMBER 31,2025

IDENTITY OF ISSUE, BORROWER, LESSOR	DESCRIPTION OF INVESTMENT SHARES / PAR	COST	CURRENT VALUE
64966WMN4 NEW YORK N Y CITY HSG DEV CORP REV TAXAB	SEMI-ANN. 5.218% 02/01/2037 200,000.000	202,568	200,071
64972JRH3 NEW YORK N Y CITY TRANSITIONAL FIN AUTH	SEMI-ANN. 2.690% 05/01/2033 105,000.000	112,153	93,428
64972JRV2 NEW YORK N Y CITY TRANSITIONAL FIN AUTH	SEMI-ANN. 2.690% 05/01/2033 295,000.000	315,095	261,579
64990GWQ1 NEW YORK ST DORM AUTH REVS NON ST SUPPOR	SEMI-ANN. 2.409% 07/01/2026 330,000.000	310,068	327,888
64990GML3 NEW YORK ST DORM AUTH REVS NON ST SUPPOR	SEMI-ANN. 3.670% 07/01/2027 885,000.000	931,421	875,627
64990GMM1 NEW YORK ST DORM AUTH REVS NON ST SUPPOR	SEMI-ANN. 3.760% 07/01/2028 1,000,000.000	1,034,290	982,113
64990GMN9 NEW YORK ST DORM AUTH REVS NON ST SUPPOR	SEMI-ANN. 3.820% 07/01/2029 225,000.000	233,583	216,920
64990GUB6 NEW YORK ST DORM AUTH REVS NON ST SUPPOR	SEMI-ANN. 2.834% 07/01/2031 155,000.000	136,341	144,484
64988YNQ6 NEW YORK ST MTG AGY HOMEOWNER MTG REV TA	SEMI-ANN. 2.060% 04/01/2029 435,000.000	433,817	411,479
64988VCD3 NEW YORK ST MUN BD BK AGY RECOVERY ACT R	SEMI-ANN. 6.454% 12/15/2029 275,000.000	277,651	276,343
6582073A1 NORTH CAROLINA HSG FIN AGY HOMEOWNERSHIP	SEMI-ANN. 6.039% 07/01/2038 625,000.000	658,350	647,495
6582073B9 NORTH CAROLINA HSG FIN AGY HOMEOWNERSHIP	SEMI-ANN. 6.128% 07/01/2043 225,000.000	230,452	230,733
65857PAR2 NORTH CHARLESTON SC LTD OBLIG LTD OBLIG	SEMI-ANN. 4.249% 10/01/2032 450,000.000	438,030	445,217
664214NC3 NORTHEAST IOWA CMNTY COLLEGE INDL NEW JO	SEMI-ANN. 2.750% 06/01/2026 225,000.000	227,129	224,174
667728AE2 NORTHWEST OPEN ACCESS NETWORK WASH REV T	SEMI-ANN. 2.040% 12/01/2029 225,000.000	174,512	206,337
676291CC9 OGDEN CITY UTAH MUN BLDG AUTH LEASE REV	SEMI-ANN. 5.906% 01/15/2039 250,000.000	266,335	259,813

JPMorgan Investor Services J.P.Morgan

BOILERMAKERS NATIONAL ANNUITY TRUST
E.I.N. 48-1029345 PLAN NO. 001
SCHEDULE H, LINE 4i—SCHEDULE OF ASSETS (HELD AT END OF YEAR) (CONTINUED)
DECEMBER 31, 2025

FD491 PAGE 79
SCHEDULE H (FORM 5500 - 42-1) BANK OF LABOR - MONTHLY C 18661
SCHEDULE OF ASSETS HELD FOR
INVESTMENT PURPOSES AT END OF YEAR BASE CURRENCY: USD AS OF DECEMBER 31,2025

IDENTITY OF ISSUE, BORROWER, LESSOR	DESCRIPTION OF INVESTMENT	SHARES / PAR	COST	CURRENT VALUE
678519EM4 OKLAHOMA CITY OKLA GO LTD TAX BDS 2019 O	SEMI-ANN. 3.000% 03/01/2027	200,000.000	183,508	198,949
67884XCQ8 OKLAHOMA DEV FIN AUTH HEALTH SYS REV BDS	SEMI-ANN. 4.650% 08/15/2030	100,000.000	104,154	99,644
686053HD4 OREGON SCH BRDS ASSN TAXABLE LTD TAX PEN	SEMI-ANN. 5.617% 06/30/2028	75,669.040	76,826	77,322
68607DUC7 OREGON ST DEPT TRANSN HWY USER TAX REV L	SEMI-ANN. 2.721% 11/15/2031	500,000.000	526,670	464,961
68608JSE5 OREGON ST FACS AUTH REV REV BDS 2015B 20	SEMI-ANN. 4.100% 04/01/2027	35,000.000	34,124	35,033
6860873J4 OREGON ST HSG & CMNTY SVCS DEPT MTG REV	SEMI-ANN. 5.865% 07/01/2039	1,000,000.000	1,038,770	1,023,627
70338JCT9 PATRIOTS ENERGY GROUP S C GAS SYS REV BD	SEMI-ANN. 2.200% 06/01/2031	165,000.000	130,350	145,831
70643UCP2 PEMBROKE PINES FLA COMMUNICATIONS SVCS T	SEMI-ANN. 4.252% 10/01/2029	460,000.000	458,850	454,614
70879QYJ6 PENNSYLVANIA HSG FIN AGY SINGLE FAMILY M	SEMI-ANN. 4.918% 04/01/2031	415,000.000	421,549	424,886
70879QZG1 PENNSYLVANIA HSG FIN AGY SINGLE FAMILY M	SEMI-ANN. 4.848% 10/01/2031	800,000.000	818,344	813,488
70879QUP6 PENNSYLVANIA HSG FIN AGY SINGLE FAMILY M	SEMI-ANN. 6.458% 10/01/2043	1,250,000.000	1,325,150	1,298,679
70917TEK3 PENNSYLVANIA ST HIGHER EDL FACS AUTH REV	SEMI-ANN. 2.689% 07/15/2029	1,500,000.000	1,519,500	1,396,156
70917SB28 PENNSYLVANIA ST HIGHER EDL FACS AUTH REV	SEMI-ANN. 3.000% 06/15/2030	275,000.000	292,754	265,176
7092242L2 PENNSYLVANIA ST TPK COMMN TPK REV TAXABL	SEMI-ANN. 2.733% 12/01/2030	180,000.000	188,894	168,924
713575TG3 PERALTA CALIF CMNTY COLLEGE DIST REF BDS	SEMI-ANN. 7.309% 06/01/2031	200,000.000	213,790	214,103
71783DAD7 PHILADELPHIA PA AUTH FOR INDL DEV CITY S	SEMI-ANN. 3.964% 04/15/2026	100,000.000	99,918	99,996

JPMorgan Investor Services J.P.Morgan

BOILERMAKERS NATIONAL ANNUITY TRUST
E.I.N. 48-1029345 PLAN NO. 001
SCHEDULE H, LINE 4i—SCHEDULE OF ASSETS (HELD AT END OF YEAR) (CONTINUED)
DECEMBER 31, 2025

FD491 PAGE 80
SCHEDULE H (FORM 5500 - 41-1) BANK OF LABOR - MONTHLY C 16661
SCHEDULE OF ASSETS HELD FOR
INVESTMENT PURPOSES AT END OF YEAR BASE CURRENCY: USD AS OF DECEMBER 31,2025

IDENTITY OF ISSUE, BORROWER, LESSOR	DESCRIPTION OF INVESTMENT	COST	CURRENT VALUE
	SHARES / PAR		
721901LC8 PIMA CNTY ARIZ INDL DEV AUTH REV TAXABLE	SEMI-ANN. 1.930% 04/01/2029 850,000.000	842,996	795,535
72205RGC0 PINAL CNTY ARIZ REV OBLIGS TAXABLE PLEDG	SEMI-ANN. 5.145% 08/01/2037 1,225,000.000	1,228,344	1,227,125
74173FAJ1 PRINCE GEORGES CNTY MD REV AUTH REV TAXA	SEMI-ANN. 3.011% 08/01/2031 245,000.000	261,226	226,339
74482PBT2 PUEBLO URBAN RENEWAL AUTH F/K/A PUEBLO C	SEMI-ANN. 2.000% 12/01/2027 480,000.000	496,685	465,258
74482PCA2 PUEBLO URBAN RENEWAL AUTH F/K/A PUEBLO C	SEMI-ANN. 2.375% 12/01/2034 540,000.000	536,760	461,068
74482PCC8 PUEBLO URBAN RENEWAL AUTH F/K/A PUEBLO C	SEMI-ANN. 2.625% 12/01/2036 500,000.000	500,000	416,591
752111PG3 RANCHO CALIF WTR DIST FING AUTH REV TAXA	SEMI-ANN. 1.350% 08/01/2028 300,000.000	305,844	282,601
756839BJ4 RED OAK TEX INDL DEV CORP SALES TAX REV	SEMI-ANN. 5.500% 08/15/2042 400,000.000	414,760	399,990
762323CR2 RHODE IS ST STUDENT LN AUTH ED LN REV SR	SEMI-ANN. 5.284% 12/01/2029 750,000.000	750,000	778,240
762326AQ9 RHODE IS ST TPK & BRDG AUTH TOLL REV TAX	SEMI-ANN. 3.211% 12/01/2034 200,000.000	179,140	181,138
76221RS79 RHODE ISLAND HSG & MTG FIN CORP HOMEOWNE	SEMI-ANN. 1.000% 04/01/2026 200,000.000	175,562	198,893
76221R6W8 RHODE ISLAND HSG & MTG FIN CORP HOMEOWNE	SEMI-ANN. 5.280% 10/01/2033 285,000.000	287,411	297,612
76221SFX4 RHODE ISLAND HSG & MTG FIN CORP HOMEOWNE	SEMI-ANN. 4.923% 10/01/2036 230,000.000	233,531	227,116
76221THE5 RHODE ISLAND HSG & MTG FIN CORP REV MULT	SEMI-ANN. 3.639% 10/01/2028	555,000	0
76803EAB4 RIVER CITY REGL STAD FIN AUTH CALIF STAD	SEMI-ANN. 6.090% 11/01/2029 2,355,000.000	2,281,009	2,512,056
76926CAZ7 RIVERSIDE PUB FING AUTH CALIF LEASE REV	SEMI-ANN. 3.125% 11/01/2027 340,000.000	344,814	334,536

JPMorgan Investor Services J.P.Morgan

BOILERMAKERS NATIONAL ANNUITY TRUST
E.I.N. 48-1029345 PLAN NO. 001
SCHEDULE H, LINE 4i—SCHEDULE OF ASSETS (HELD AT END OF YEAR) (CONTINUED)
DECEMBER 31, 2025

FD491 PAGE 91
SCHEDULE H (FORM 5500 - 4I-1) BANK OF LABOR - MONTHLY C 10661
SCHEDULE OF ASSETS HELD FOR
INVESTMENT PURPOSES AT END OF YEAR BASE CURRENCY: USD AS OF DECEMBER 31,2025

IDENTITY OF ISSUE, BORROWER, LESSOR	DESCRIPTION OF INVESTMENT	SHARES / PAR	COST	CURRENT VALUE
76926CBA1 RIVERSIDE PUB FING AUTH CALIF LEASE REV	SEMI-ANN. 3.250% 11/01/2028	250,000.000	247,990	244,057
79567PEL3 SALT LAKE CNTY UTAH COLLEGE REV REV REF	SEMI-ANN. 5.000% 10/01/2027	1,645,000.000	1,849,177	1,647,006
796237U52 SAN ANTONIO TEX COMB TAX AND REV CTFS OB	SEMI-ANN. 3.307% 02/01/2026	600,000.000	627,354	599,732
796247DP6 SAN ANTONIO TEX ED FACS CORP REV HIGHER	SEMI-ANN. 2.190% 04/01/2027	430,000.000	395,389	414,783
796247DT8 SAN ANTONIO TEX ED FACS CORP REV HIGHER	SEMI-ANN. 2.730% 04/01/2031	795,000.000	752,013	688,174
796247DU5 SAN ANTONIO TEX ED FACS CORP REV HIGHER	SEMI-ANN. 3.150% 04/01/2037	500,000.000	386,505	388,519
796895AQ3 SAN BRUNO CALIF PENSION OBLIG TAXABLE PE	SEMI-ANN. 4.000% 06/01/2027	245,000.000	277,328	245,597
798901CR3 SAN MARCOS CALIF SPL TAX TAXABLE CMNTY F	SEMI-ANN. 2.164% 09/01/2029	455,000.000	466,016	424,069
80585RAS4 SCAGO EDL FACS CORP FOR CHESTERFIELD SCH	SEMI-ANN. 4.118% 12/01/2026	400,000.000	425,316	400,083
847177AQ5 SPARTANBURG S C STAD FACS CORP INSTALLME	SEMI-ANN. 6.033% 11/01/2044	310,000.000	323,925	321,448
847729AJ9 SPEEDWAY IND ECONOMIC DEV REV TAXABLE BD	SEMI-ANN. 5.000% 08/01/2034	150,000.000	150,000	150,358
798250CD8 ST CLAIR CNTY ILL HWY REV TAXABLE REF BD	SEMI-ANN. 1.910% 01/01/2027	235,000.000	236,549	230,331
788278MG1 ST CLAIR CNTY ILL PUB BLDG COMMN BLDG RE	SEMI-ANN. 3.010% 12/01/2033	290,000.000	307,261	271,757
788278MP1 ST CLAIR CNTY ILL PUB BLDG COMMN BLDG RE	SEMI-ANN. 3.010% 12/01/2033	275,000.000	291,368	246,626
788244GF2 ST CLAIR CNTY ILL TAXABLE GO REF BDS 202	SEMI-ANN. 2.246% 10/01/2028	520,000.000	524,498	498,602
790417AQ2 ST JOHNS CNTY FLA INDL DEV AUTH REV TAXA	SEMI-ANN. 2.538% 10/01/2030	435,000.000	393,553	400,649

JPMorgan Investor Services J.P.Morgan

BOILERMAKERS NATIONAL ANNUITY TRUST
E.I.N. 48-1029345 PLAN NO. 001
SCHEDULE H, LINE 4i—SCHEDULE OF ASSETS (HELD AT END OF YEAR) (CONTINUED)
DECEMBER 31, 2025

FD491 PAGE
SCHEDULE H (FORM 5500 - 4I-1) BANK OF LABOR - MONTHLY C 18661
SCHEDULE OF ASSETS HELD FOR
INVESTMENT PURPOSES AT END OF YEAR BASE CURRENCY: USD AS OF DECEMBER 31,2025

IDENTITY OF ISSUE, BORROWER, LESSOR	DESCRIPTION OF INVESTMENT	SHARES / PAR	COST	CURRENT VALUE
790450EQ9 ST JOHNS MICH PUB SCHS SCH BLDG AND SITE	SEMI-ANN. 6.500% 05/01/2027	500,000.000	502,500	503,256
88258MAA3 TEXAS NAT GAS SECURITIZATION FIN CORP RE	SEMI-ANN. 5.102% 04/01/2035	209,326.860	209,327	214,884
88275FNW5 TEXAS ST DEPT OF HSG & CMNTY AFFAIRS SIN	SEMI-ANN. 3.000% 03/01/2046	210,000.000	209,213	190,786
882722VN8 TEXAS ST G O HWY IMPT BDS 2010A 29/SEP/2	SEMI-ANN. 4.681% 04/01/2040	600,000.000	586,564	571,180
8827237V5 TEXAS ST GO AND REF BDS 2017 08/FEB/2017	SEMI-ANN. 3.721% 10/01/2031	1,000,000.000	1,167,030	984,768
88278PZC1 TEXAS ST UNIV SYS FING REV TAXABLE REF B	SEMI-ANN. 2.351% 03/15/2026	400,000.000	377,180	398,942
882806NT2 TEXAS TECH UNIV REVS TAXABLE FING SYS RE	SEMI-ANN. 2.748% 02/15/2040	1,700,000.000	1,751,000	1,317,633
88283LHU3 TEXAS TRANSN COMMN ST HWY FD REV REV BDS	SEMI-ANN. 5.178% 04/01/2030	1,500,000.000	1,550,490	1,534,768
889384FA6 TOLEDO OHIO SPL OBLIG INDL DEV REF BDS 2	SEMI-ANN. 3.375% 12/01/2039	460,000.000	475,957	379,735
897322CG6 TROY ALA INDL DEV BRD REV TAXABLE BDS 20	SEMI-ANN. 2.850% 11/01/2026	115,000.000	110,318	113,796
903674AU3 UKIAH CALIF PUB FING AUTH LEASE REV TAXA	SEMI-ANN. 3.206% 04/01/2031	350,000.000	370,041	332,582
9143534F1 UNIVERSITY ILL UNIV REVS TAXABLE AUXILIA	SEMI-ANN. 4.000% 04/01/2027	880,000.000	990,202	881,754
9143534Y0 UNIVERSITY ILL UNIV REVS TAXABLE AUXILIA	SEMI-ANN. 3.900% 04/01/2044	750,000.000	819,375	614,602
914729ST6 UNIVERSITY NORTH TEX UNIV REV REV FINC S	SEMI-ANN. 3.757% 04/15/2031	690,000.000	770,558	678,520
917437S55 UTAH HSG CORP SINGLE FAMILY MTG REV BDS	SEMI-ANN. 5.659% 07/01/2036	250,000.000	256,500	255,939
917437ZQ1 UTAH HSG CORP SINGLE FAMILY MTG REV TAXA	SEMI-ANN. 5.177% 01/01/2037	940,000.000	950,866	941,590

JPMorgan Investor Services J.P.Morgan

.

FD491 PAGE 53
SCHEDULE H (FORM 5500 - 42-1) BANK OF LABOR - MONTHLY C 18661
SCHEDULE OF ASSETS HELD FOR
INVESTMENT PURPOSES AT END OF YEAR BASE CURRENCY: USD AS OF DECEMBER 31,2025

IDENTITY OF ISSUE, BORROWER, LESSOR	DESCRIPTION OF INVESTMENT SHARES / PAR	COST	CURRENT VALUE
91756TAV3 UTAH ST MUN PWR AGY PWR SUPPLY SYS REV R	SEMI-ANN. 3.806% 07/01/2036 360,000.000	384,156	338,618
92812XRR5 VIRGINIA ST HSG DEV AUTH COMWLTH MTG TAX	SEMI-ANN. 4.114% 07/01/2031 1,790,000.000	1,800,131	1,782,863
92812XMV1 VIRGINIA ST HSG DEV AUTH COMWLTH MTG TAX	SEMI-ANN. 5.706% 07/01/2040 1,500,000.000	1,545,810	1,507,764
92812VFP6 VIRGINIA ST HSG DEV AUTH RENTAL HSG BDS	SEMI-ANN. 3.600% 12/01/2027 490,000.000	517,435	489,167
92812VK47 VIRGINIA ST HSG DEV AUTH RENTAL HSG TAXA	SEMI-ANN. 2.513% 09/01/2035 680,000.000	695,960	560,717
92812WUE2 VIRGINIA ST HSG DEV AUTH TAXABLE RENT BD	SEMI-ANN. 5.050% 10/01/2033 435,000.000	441,216	441,878
929833BQ3 WACO TEX EDL FIN CORP REV TAXABLE REF BD	SEMI-ANN. 1.686% 03/01/2028 250,000.000	220,640	238,883
939781SP5 WASHINGTON ST HIGHER ED FACS AUTH REV BD	SEMI-ANN. 2.689% 10/01/2030 865,000.000	912,220	661,903
93978PML8 WASHINGTON ST HSG FIN COMMN MULTIFAMILY	SEMI-ANN. 3.500% 07/01/2030 500,000.000	513,485	500,187
93978T4Z9 WASHINGTON ST HSG FIN COMMN SINGLE FAMIL	SEMI-ANN. 5.680% 12/01/2030 250,000.000	251,880	265,970
93978T5E5 WASHINGTON ST HSG FIN COMMN SINGLE FAMIL	SEMI-ANN. 5.678% 06/01/2033 290,000.000	290,000	306,061
960895YZ7 WESTMORELAND CNTY PA GO TAXABLE BDS 2021	SEMI-ANN. 1.710% 08/15/2028 750,000.000	755,445	711,856
963270HD8 WHEELING W VA WTRWKS & SEW SYS REV TAXAB	SEMI-ANN. 2.212% 06/01/2032 500,000.000	509,405	440,357
966257QQ1 WILKES-BARRE PA GO NTS 2017 B 27/JUL/201	SEMI-ANN. 4.959% 11/15/2032 400,000.000	456,520	399,910
970708AQ6 WILLISTON N D CTFS PARTN TAXABLE COPS 20	SEMI-ANN. 6.000% 11/01/2037 500,000.000	522,530	526,065
974450N95 WINNEBAGO CNTY ILL TAXABLE GO BDS 2018 0	SEMI-ANN. 4.340% 12/30/2028 190,000.000	193,099	190,722

JPMorgan Investor Services J.P.Morgan

BOILERMAKERS NATIONAL ANNUITY TRUST
E.I.N. 48-1029345 PLAN NO. 001
SCHEDULE H, LINE 4i—SCHEDULE OF ASSETS (HELD AT END OF YEAR) (CONTINUED)
DECEMBER 31, 2025



FD491 PAGE 94
SCHEDULE H (FORM 5500 - 42-1) BANK OF LABOR - MONTHLY C 18661
SCHEDULE OF ASSETS HELD FOR
INVESTMENT PURPOSES AT END OF YEAR BASE CURRENCY: USD AS OF DECEMBER 31,2025

IDENTITY OF ISSUE, BORROWER, LESSOR	DESCRIPTION OF INVESTMENT SHARES / PAR	COST	CURRENT VALUE
97689QYC4 WISCONSIN HSG & ECONOMIC DEV AUTH HOME O	SEMI-ANN. 5.525% 09/01/2035 540,000.000	548,311	556,845
977100GH3 WISCONSIN ST GEN FD ANNUAL APPROPRIATION	SEMI-ANN. 3.154% 05/01/2027 750,000.000	749,423	746,099
98267LAB1 WYANDOTTE CNTY/KANS CITY KANS UNI GOVT S	SEMI-ANN. 6.750% 12/01/2027 3,805,000.000	3,990,346	3,914,301
98464TAL3 YAMHILL CNTY ORE REV REF BDS 2020B 07/0C	SEMI-ANN. 4.500% 10/01/2030 555,000.000	574,166	531,631
98816PDE9 YSLETA TEX INDPT SCH DIST TAXABLE UNLTD	SEMI-ANN. 5.000% 08/15/2028 635,000.000	820,782	685,779
TOTAL STATE AND MUNICIPAL SECURITIES		126,654,161	119,130,407
FOREIGN GOVERNMENT AND AGENCY SECURITIES			
200447AL4 COMISION FEDERAL DE ELECTRICIDAD CALLABL	SEMI-ANN. 4.688% 05/15/2029 230,000.000	229,954	227,835
200447AH3 COMISION FEDERAL DE ELECTRICIDAD CALLABL	SEMI-ANN. 3.348% 02/09/2031 435,000.000	427,050	395,848
26951TAA8 EAGLE FUNDING LUXCO SARL CALLABLE NOTES	SEMI-ANN. 5.500% 08/17/2030 630,000.000	628,412	641,567
71654QCG5 PETROLEOS MEXICANOS CALLABLE BOND FIXED	SEMI-ANN. 6.500% 03/13/2027 620,000.000	666,623	629,114
195325DZ5 REPUBLIC OF COLOMBIA CALLABLE BOND FIXED	SEMI-ANN. 3.250% 04/22/2032 480,000.000	473,544	404,400
TOTAL FOREIGN GOVERNMENT AND AGENCY SECURITIES		2,425,583	2,298,764
FOREIGN CURRENCY CONTRACTS (WITH GAINS)			
CCTUSD CURRENCY CONTRACT - USD	VALUE DATE: 01/02/2026	0	3
TOTAL FOREIGN CURRENCY CONTRACTS (WITH GAINS)		0	3

JPMorgan Investor Services J.P.Morgan

BOILERMAKERS NATIONAL ANNUITY TRUST
E.I.N. 48-1029345 PLAN NO. 001
SCHEDULE H, LINE 4i—SCHEDULE OF ASSETS (HELD AT END OF YEAR) (CONTINUED)
DECEMBER 31, 2025



FD491 PAGE 85
SCHEDULE H (FORM 5500 - 41-1) BANK OF LABOR - MONTHLY C 18661
SCHEDULE OF ASSETS HELD FOR
INVESTMENT PURPOSES AT END OF YEAR BASE CURRENCY: USD AS OF DECEMBER 31,2025

IDENTITY OF ISSUE, BORROWER, LESSOR	DESCRIPTION OF INVESTMENT SHARES / PAR	COST	CURRENT VALUE
TOTAL GENERAL INVESTMENTS - OTHER		129,079,745	121,429,174
TOTAL GENERAL INVESTMENTS		1,123,177,374	1,387,333,062

JPMorgan Investor Services J.P.Morgan

BOILERMAKERS NATIONAL ANNUITY TRUST
E.I.N. 48-1029345 PLAN NO. 001
SCHEDULE H, LINE 4j—SCHEDULE OF REPORTABLE TRANSACTIONS
YEAR ENDED DECEMBER 31, 2025

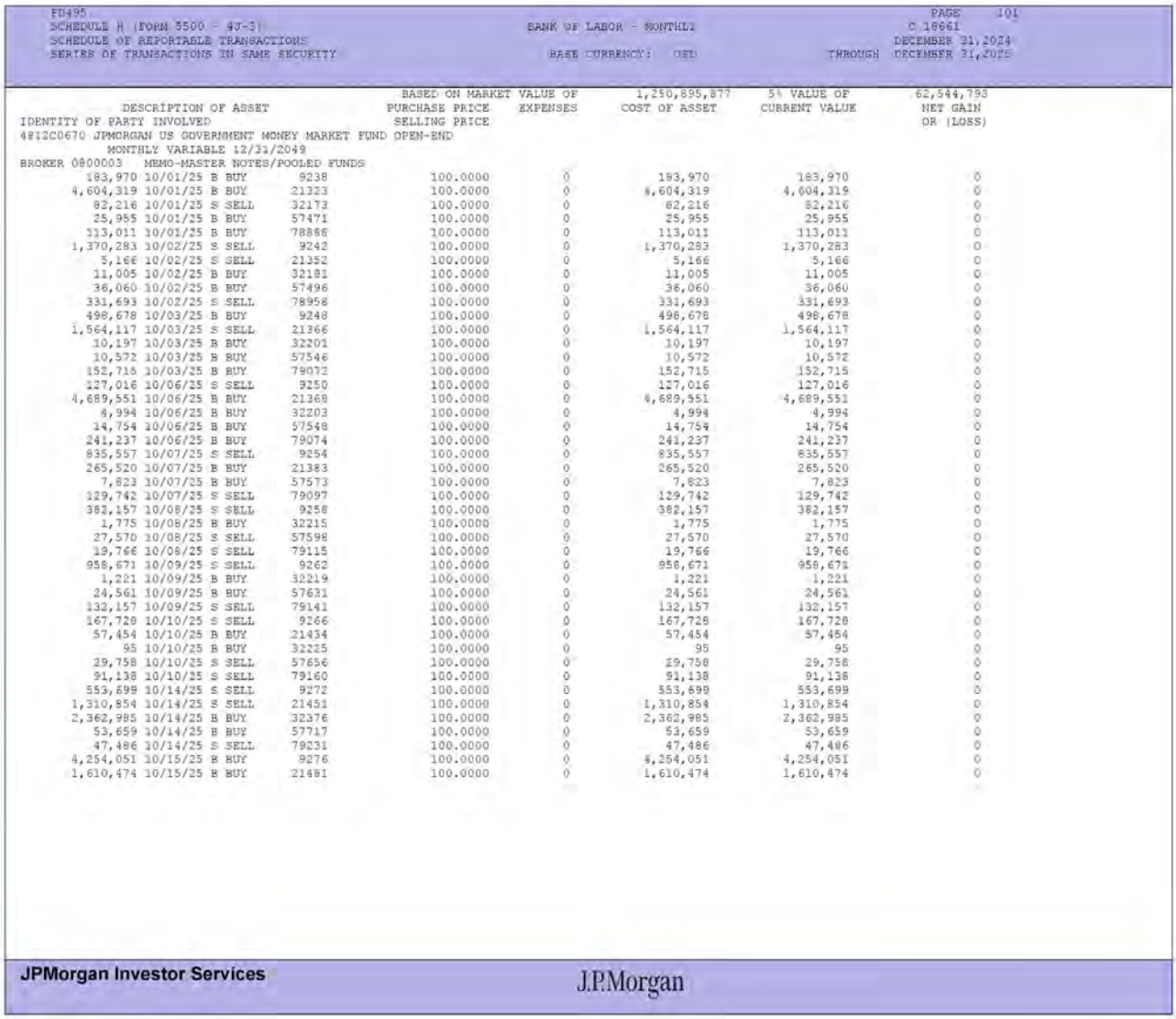

FD495 PAGE 101
SCHEDULE H (FORM 5500 - 47-3) BANK OF LABOR - MONTHLY C 18661
SCHEDULE OF REPORTABLE TRANSACTIONS DECEMBER 31,2024
SERIES OF TRANSACTIONS IN SAME SECURITY BASE CURRENCY: USD THROUGH DECEMBER 31,2025

DESCRIPTION OF ASSET IDENTITY OF PARTY INVOLVED				BASED ON MARKET VALUE OF PURCHASE PRICE SELLING PRICE	1,250,895,877 EXPENSES	5% VALUE OF COST OF ASSET	62,544,793 CURRENT VALUE	NET GAIN OR (LOSS)
48123C670 JPMORGAN US GOVERNMENT MONEY MARKET FUND OPEN-END								
MONTHLY VARIABLE 12/31/2049								
BROKER 0000003 MEMO-MASTER NOTES/POOLED FUNDS								
183,970	10/01/25	B	BUY	9238	100.0000	0	183,970	183,970	0
4,604,319	10/01/25	B	BUY	21323	100.0000	0	4,604,319	4,604,319	0
82,216	10/01/25	S	SELL	32173	100.0000	0	82,216	82,216	0
25,955	10/01/25	B	BUY	57471	100.0000	0	25,955	25,955	0
113,011	10/01/25	B	BUY	78886	100.0000	0	113,011	113,011	0
1,370,283	10/02/25	S	SELL	9242	100.0000	0	1,370,283	1,370,283	0
5,166	10/02/25	S	SELL	21352	100.0000	0	5,166	5,166	0
11,005	10/02/25	B	BUY	32181	100.0000	0	11,005	11,005	0
36,060	10/02/25	B	BUY	57496	100.0000	0	36,060	36,060	0
331,693	10/02/25	S	SELL	78958	100.0000	0	331,693	331,693	0
498,678	10/03/25	B	BUY	9248	100.0000	0	498,678	498,678	0
1,564,117	10/03/25	S	SELL	21366	100.0000	0	1,564,117	1,564,117	0
10,197	10/03/25	B	BUY	32201	100.0000	0	10,197	10,197	0
10,572	10/03/25	B	BUY	57546	100.0000	0	10,572	10,572	0
152,715	10/03/25	B	BUY	79072	100.0000	0	152,715	152,715	0
127,016	10/06/25	S	SELL	9250	100.0000	0	127,016	127,016	0
4,689,551	10/06/25	B	BUY	21368	100.0000	0	4,689,551	4,689,551	0
4,994	10/06/25	B	BUY	32203	100.0000	0	4,994	4,994	0
14,754	10/06/25	B	BUY	57548	100.0000	0	14,754	14,754	0
241,237	10/06/25	B	BUY	79074	100.0000	0	241,237	241,237	0
835,557	10/07/25	S	SELL	9254	100.0000	0	835,557	835,557	0
265,520	10/07/25	B	BUY	21383	100.0000	0	265,520	265,520	0
7,823	10/07/25	B	BUY	57573	100.0000	0	7,823	7,823	0
129,742	10/07/25	S	SELL	79097	100.0000	0	129,742	129,742	0
382,157	10/08/25	S	SELL	9258	100.0000	0	382,157	382,157	0
1,775	10/08/25	B	BUY	32215	100.0000	0	1,775	1,775	0
27,570	10/08/25	S	SELL	57598	100.0000	0	27,570	27,570	0
19,766	10/08/25	S	SELL	79115	100.0000	0	19,766	19,766	0
958,671	10/09/25	S	SELL	9262	100.0000	0	958,671	958,671	0
1,221	10/09/25	B	BUY	32219	100.0000	0	1,221	1,221	0
24,561	10/09/25	B	BUY	57631	100.0000	0	24,561	24,561	0
132,157	10/09/25	S	SELL	79141	100.0000	0	132,157	132,157	0
167,728	10/10/25	S	SELL	9266	100.0000	0	167,728	167,728	0
57,454	10/10/25	B	BUY	21434	100.0000	0	57,454	57,454	0
95	10/10/25	B	BUY	32225	100.0000	0	95	95	0
29,758	10/10/25	S	SELL	57656	100.0000	0	29,758	29,758	0
91,138	10/10/25	S	SELL	79160	100.0000	0	91,138	91,138	0
553,699	10/14/25	S	SELL	9272	100.0000	0	553,699	553,699	0
1,310,854	10/14/25	S	SELL	21451	100.0000	0	1,310,854	1,310,854	0
2,362,985	10/14/25	B	BUY	32376	100.0000	0	2,362,985	2,362,985	0
53,659	10/14/25	B	BUY	57717	100.0000	0	53,659	53,659	0
47,486	10/14/25	S	SELL	79231	100.0000	0	47,486	47,486	0
4,254,051	10/15/25	B	BUY	9276	100.0000	0	4,254,051	4,254,051	0
1,610,474	10/15/25	B	BUY	21481	100.0000	0	1,610,474	1,610,474	0

JPMorgan Investor Services J.P.Morgan

BOILERMAKERS NATIONAL ANNUITY TRUST
E.I.N. 48-1029345 PLAN NO. 001
SCHEDULE H, LINE 4j—SCHEDULE OF REPORTABLE TRANSACTIONS (CONTINUED)
YEAR ENDED DECEMBER 31, 2025

FD495 — SCHEDULE H (FORM 5500 - 47-3) — SCHEDULE OF REPORTABLE TRANSACTIONS — SERIES OF TRANSACTIONS IN SAME SECURITY

BANK OF LABOR - MONTHLY — BASE CURRENCY: USD

PAGE 102
C 18661
DECEMBER 31,2024
THROUGH DECEMBER 31,2025

DESCRIPTION OF ASSET IDENTITY OF PARTY INVOLVED				BASED ON MARKET VALUE OF PURCHASE PRICE SELLING PRICE	VALUE OF EXPENSES	1,250,895,877 COST OF ASSET	5% VALUE OF CURRENT VALUE	62,544,793 NET GAIN OR (LOSS)
2,105,937	10/15/25	S SELL	32420	100.0000	0	2,105,937	2,105,937	0
11,627	10/15/25	B BUY	57751	100.0000	0	11,627	11,627	0
63,971	10/15/25	S SELL	79301	100.0000	0	63,971	63,971	0
6,204	10/16/25	S SELL	9284	100.0000	0	6,204	6,204	0
88,189	10/16/25	S SELL	32479	100.0000	0	88,189	88,189	0
136,167	10/16/25	S SELL	57790	100.0000	0	136,167	136,167	0
97,754	10/16/25	S SELL	79344	100.0000	0	97,754	97,754	0
405,947	10/17/25	B BUY	9286	100.0000	0	405,947	405,947	0
1,048,406	10/17/25	B BUY	21498	100.0000	0	1,048,406	1,048,406	0
98,510	10/17/25	S SELL	32519	100.0000	0	98,510	98,510	0
367	10/17/25	B BUY	57840	100.0000	0	367	367	0
175,801	10/17/25	B BUY	79395	100.0000	0	175,801	175,801	0
155,183	10/20/25	B BUY	9292	100.0000	0	155,183	155,183	0
1,683,832	10/20/25	S SELL	21522	100.0000	0	1,683,832	1,683,832	0
76,516	10/20/25	B BUY	32559	100.0000	0	76,516	76,516	0
6,956	10/20/25	B BUY	57863	100.0000	0	6,956	6,956	0
71,973	10/20/25	S SELL	79429	100.0000	0	71,973	71,973	0
35,622	10/21/25	B BUY	9296	100.0000	0	35,622	35,622	0
1,197,192	10/21/25	S SELL	21554	100.0000	0	1,197,192	1,197,192	0
53,966	10/21/25	B BUY	32573	100.0000	0	53,966	53,966	0
57,908	10/21/25	B BUY	57886	100.0000	0	57,908	57,908	0
65,966	10/21/25	S SELL	79456	100.0000	0	65,966	65,966	0
517,341	10/22/25	B BUY	9300	100.0000	0	517,341	517,341	0
25,342	10/22/25	B BUY	32577	100.0000	0	25,342	25,342	0
11,328	10/22/25	S SELL	57911	100.0000	0	11,328	11,328	0
60,747	10/22/25	S SELL	79471	100.0000	0	60,747	60,747	0
274,151	10/23/25	B BUY	9304	100.0000	0	274,151	274,151	0
1,074,567	10/23/25	S SELL	21558	100.0000	0	1,074,567	1,074,567	0
77,524	10/23/25	B BUY	32587	100.0000	0	77,524	77,524	0
21,171	10/23/25	S SELL	57936	100.0000	0	21,171	21,171	0
66,057	10/23/25	S SELL	79487	100.0000	0	66,057	66,057	0
641,521	10/24/25	S SELL	9308	100.0000	0	641,521	641,521	0
166,932	10/24/25	S SELL	32607	100.0000	0	166,932	166,932	0
19,041	10/24/25	B BUY	57971	100.0000	0	19,041	19,041	0
33,890	10/24/25	S SELL	79509	100.0000	0	33,890	33,890	0
607,536	10/27/25	B BUY	9312	100.0000	0	607,536	607,536	0
121,481	10/27/25	B BUY	21625	100.0000	0	121,481	121,481	0
76,210	10/27/25	B BUY	32633	100.0000	0	76,210	76,210	0
28,241	10/27/25	B BUY	57986	100.0000	0	28,241	28,241	0
95,147	10/27/25	S SELL	79536	100.0000	0	95,147	95,147	0
1,023,209	10/28/25	B BUY	9316	100.0000	0	1,023,209	1,023,209	0
1,503,724	10/28/25	S SELL	21668	100.0000	0	1,503,724	1,503,724	0
25,780	10/28/25	S SELL	32641	100.0000	0	25,780	25,780	0
51,310	10/28/25	B BUY	58011	100.0000	0	51,310	51,310	0
27,259	10/28/25	S SELL	79564	100.0000	0	27,259	27,259	0
917,876	10/29/25	S SELL	9320	100.0000	0	917,876	917,876	0
38,267	10/29/25	S SELL	32651	100.0000	0	38,267	38,267	0

JPMorgan Investor Services — J.P.Morgan

BOILERMAKERS NATIONAL ANNUITY TRUST
E.I.N. 48-1029345 PLAN NO. 001
SCHEDULE H, LINE 4j—SCHEDULE OF REPORTABLE TRANSACTIONS (CONTINUED)
YEAR ENDED DECEMBER 31, 2025

FD495 PAGE 103
SCHEDULE H (FORM 5500 - 47-3) BANK OF LABOR - MONTHLY C 18661
SCHEDULE OF REPORTABLE TRANSACTIONS DECEMBER 31,2024
SERIES OF TRANSACTIONS IN SAME SECURITY BASE CURRENCY: USD THROUGH DECEMBER 31,2025

DESCRIPTION OF ASSET IDENTITY OF PARTY INVOLVED				BASED ON MARKET VALUE OF PURCHASE PRICE SELLING PRICE	EXPENSES	1,250,895,877 COST OF ASSET	5% VALUE OF CURRENT VALUE	62,544,793 NET GAIN OR (LOSS)
7,199	10/29/25	B BUY	58034	100.0000	0	7,199	7,199	0
57,531	10/29/25	S SELL	79586	100.0000	0	57,531	57,531	0
419,465	10/30/25	B BUY	9324	100.0000	0	419,465	419,465	0
29,805	10/30/25	B BUY	32666	100.0000	0	29,805	29,805	0
90,408	10/30/25	S SELL	58071	100.0000	0	90,408	90,408	0
41,398	10/30/25	B BUY	79609	100.0000	0	41,398	41,398	0
1,745,190	10/31/25	B BUY	9332	100.0000	0	1,745,190	1,745,190	0
157,953	10/31/25	B BUY	32711	100.0000	0	157,953	157,953	0
54,154	10/31/25	S SELL	58132	100.0000	0	54,154	54,154	0
120,842	10/31/25	B BUY	79660	100.0000	0	120,842	120,842	0
273,687	11/03/25	B BUY	9334	100.0000	0	273,687	273,687	0
1,201,058	11/03/25	B BUY	21808	100.0000	0	1,201,058	1,201,058	0
269,161	11/03/25	B BUY	32713	100.0000	0	269,161	269,161	0
11,991	11/03/25	B BUY	58134	100.0000	0	11,991	11,991	0
71,241	11/03/25	S SELL	79662	100.0000	0	71,241	71,241	0
319,339	11/04/25	B BUY	9342	100.0000	0	319,339	319,339	0
22,569	11/04/25	S SELL	32727	100.0000	0	22,569	22,569	0
45,223	11/04/25	S SELL	58169	100.0000	0	45,223	45,223	0
30,867	11/04/25	B BUY	79691	100.0000	0	30,867	30,867	0
719,917	11/05/25	S SELL	9352	100.0000	0	719,917	719,917	0
358,905	11/05/25	B SELL	21828	100.0000	0	358,905	358,905	0
23,818	11/05/25	S SELL	32739	100.0000	0	23,818	23,818	0
71,897	11/05/25	S SELL	58205	100.0000	0	71,897	71,897	0
16,983	11/05/25	S SELL	79728	100.0000	0	16,983	16,983	0
201,792	11/06/25	S SELL	9356	100.0000	0	201,792	201,792	0
14,375	11/06/25	B BUY	21834	100.0000	0	14,375	14,375	0
6,193	11/06/25	B BUY	32762	100.0000	0	6,193	6,193	0
13,368	11/06/25	B BUY	58232	100.0000	0	13,368	13,368	0
67,110	11/06/25	B BUY	79765	100.0000	0	67,110	67,110	0
492,664	11/07/25	S SELL	9360	100.0000	0	492,664	492,664	0
864,828	11/07/25	S SELL	21859	100.0000	0	864,828	864,828	0
45,991	11/07/25	B BUY	32781	100.0000	0	45,991	45,991	0
35,592	11/07/25	S SELL	58257	100.0000	0	35,592	35,592	0
107,543	11/07/25	B BUY	79809	100.0000	0	107,543	107,543	0
117,296	11/10/25	S SELL	9368	100.0000	0	117,296	117,296	0
123,722	11/10/25	B BUY	32837	100.0000	0	123,722	123,722	0
12,270	11/10/25	B BUY	58280	100.0000	0	12,270	12,270	0
213,119	11/10/25	S SELL	79843	100.0000	0	213,119	213,119	0
690,950	11/12/25	S SELL	9376	100.0000	0	690,950	690,950	0
2,261,644	11/12/25	S SELL	21926	100.0000	0	2,261,644	2,261,644	0
537,683	11/12/25	S SELL	32939	100.0000	0	537,683	537,683	0
115,900	11/12/25	B BUY	58325	100.0000	0	115,900	115,900	0
173,180	11/12/25	B BUY	79877	100.0000	0	173,180	173,180	0
32,859	11/13/25	B BUY	9360	100.0000	0	32,859	32,859	0
1,455,141	11/13/25	B BUY	21932	100.0000	0	1,455,141	1,455,141	0
60,657	11/13/25	B BUY	32975	100.0000	0	60,657	60,657	0
12,317	11/13/25	B BUY	58350	100.0000	0	12,317	12,317	0

JPMorgan Investor Services J.P.Morgan

BOILERMAKERS NATIONAL ANNUITY TRUST
E.I.N. 48-1029345 PLAN NO. 001
SCHEDULE H, LINE 4j—SCHEDULE OF REPORTABLE TRANSACTIONS (CONTINUED)
YEAR ENDED DECEMBER 31, 2025

FD495 PAGE 104
SCHEDULE H (FORM 5500 - 47-3) BANK OF LABOR - MONTHLY C 18661
SCHEDULE OF REPORTABLE TRANSACTIONS DECEMBER 31,2024
SERIES OF TRANSACTIONS IN SAME SECURITY BASE CURRENCY: USD THROUGH DECEMBER 31,2025

DESCRIPTION OF ASSET IDENTITY OF PARTY INVOLVED				BASED ON MARKET VALUE OF PURCHASE PRICE SELLING PRICE	EXPENSES	1,250,895,877 COST OF ASSET	5% VALUE OF CURRENT VALUE	62,544,793 NET GAIN OR (LOSS)
16,841	11/13/25	B BUY	79884	100.0000	0	16,841	16,941	0
118,263	11/14/25	B BUY	9384	100.0000	0	118,263	118,263	0
1,206,233	11/14/25	S SELL	21980	100.0000	0	1,206,233	1,206,233	0
54,180	11/14/25	S SELL	33028	100.0000	0	54,180	54,180	0
39,310	11/14/25	S SELL	58395	100.0000	0	39,310	39,310	0
17,453	11/14/25	B BUY	79897	100.0000	0	17,453	17,453	0
427,527	11/17/25	S SELL	9386	100.0000	0	427,527	427,527	0
214,661	11/17/25	B BUY	21984	100.0000	0	214,661	214,661	0
2,754	11/17/25	B BUY	33051	100.0000	0	2,754	2,754	0
16,435	11/17/25	S SELL	58429	100.0000	0	16,435	16,435	0
55	11/17/25	B BUY	79913	100.0000	0	55	55	0
63,949	11/18/25	S SELL	9392	100.0000	0	63,949	63,949	0
4,562	11/18/25	B BUY	21996	100.0000	0	4,562	4,562	0
79,117	11/18/25	S SELL	33072	100.0000	0	79,117	79,117	0
59,700	11/18/25	S SELL	58454	100.0000	0	59,700	59,700	0
10,254	11/18/25	B BUY	79938	100.0000	0	10,254	10,254	0
72,007	11/19/25	S SELL	9410	100.0000	0	72,007	72,007	0
1,043,872	11/19/25	S SELL	22004	100.0000	0	1,043,872	1,043,872	0
937	11/19/25	S SELL	33090	100.0000	0	937	937	0
40,040	11/19/25	S SELL	58477	100.0000	0	40,040	40,040	0
201,891	11/19/25	B BUY	79974	100.0000	0	201,891	201,891	0
526,561	11/20/25	B BUY	9398	100.0000	0	526,561	526,561	0
205,614	11/20/25	B BUY	22025	100.0000	0	205,614	205,614	0
226,810	11/20/25	S SELL	33157	100.0000	0	226,810	226,810	0
625	11/20/25	S SELL	58502	100.0000	0	625	625	0
114,681	11/20/25	B BUY	80008	100.0000	0	114,681	114,681	0
1,294,193	11/21/25	B BUY	9402	100.0000	0	1,294,193	1,294,193	0
2,517	11/21/25	B BUY	22053	100.0000	0	2,517	2,517	0
43,212	11/21/25	B BUY	33188	100.0000	0	43,212	43,212	0
72,861	11/21/25	S SELL	58567	100.0000	0	72,861	72,861	0
93,930	11/21/25	B BUY	80047	100.0000	0	93,930	93,930	0
901,212	11/24/25	B BUY	9406	100.0000	0	901,212	901,212	0
80,066	11/24/25	B BUY	33206	100.0000	0	80,066	80,066	0
1,233	11/24/25	B BUY	80077	100.0000	0	1,233	1,233	0
2,645,772	11/25/25	B BUY	9412	100.0000	0	2,645,772	2,645,772	0
233,626	11/25/25	S SELL	22140	100.0000	0	233,626	233,626	0
52,236	11/25/25	S SELL	33228	100.0000	0	52,236	52,236	0
132,764	11/25/25	B BUY	58624	100.0000	0	132,764	132,764	0
69,306	11/25/25	S SELL	80109	100.0000	0	69,306	69,306	0
60,125	11/26/25	S SELL	9416	100.0000	0	60,125	60,125	0
38,419	11/26/25	B BUY	33270	100.0000	0	38,419	38,419	0
10,048	11/26/25	S SELL	58659	100.0000	0	10,048	10,048	0
130,664	11/26/25	S SELL	80167	100.0000	0	130,664	130,664	0
500,913	11/28/25	B BUY	9420	100.0000	0	500,913	500,913	0
33,843	11/28/25	S SELL	33298	100.0000	0	33,843	33,843	0
38,297	11/28/25	S SELL	58717	100.0000	0	38,297	38,297	0
3,777	11/28/25	B BUY	80241	100.0000	0	3,777	3,777	0

JPMorgan Investor Services J.P.Morgan

BOILERMAKERS NATIONAL ANNUITY TRUST
E.I.N. 48-1029345 PLAN NO. 001
SCHEDULE H, LINE 4j—SCHEDULE OF REPORTABLE TRANSACTIONS (CONTINUED)
YEAR ENDED DECEMBER 31, 2025

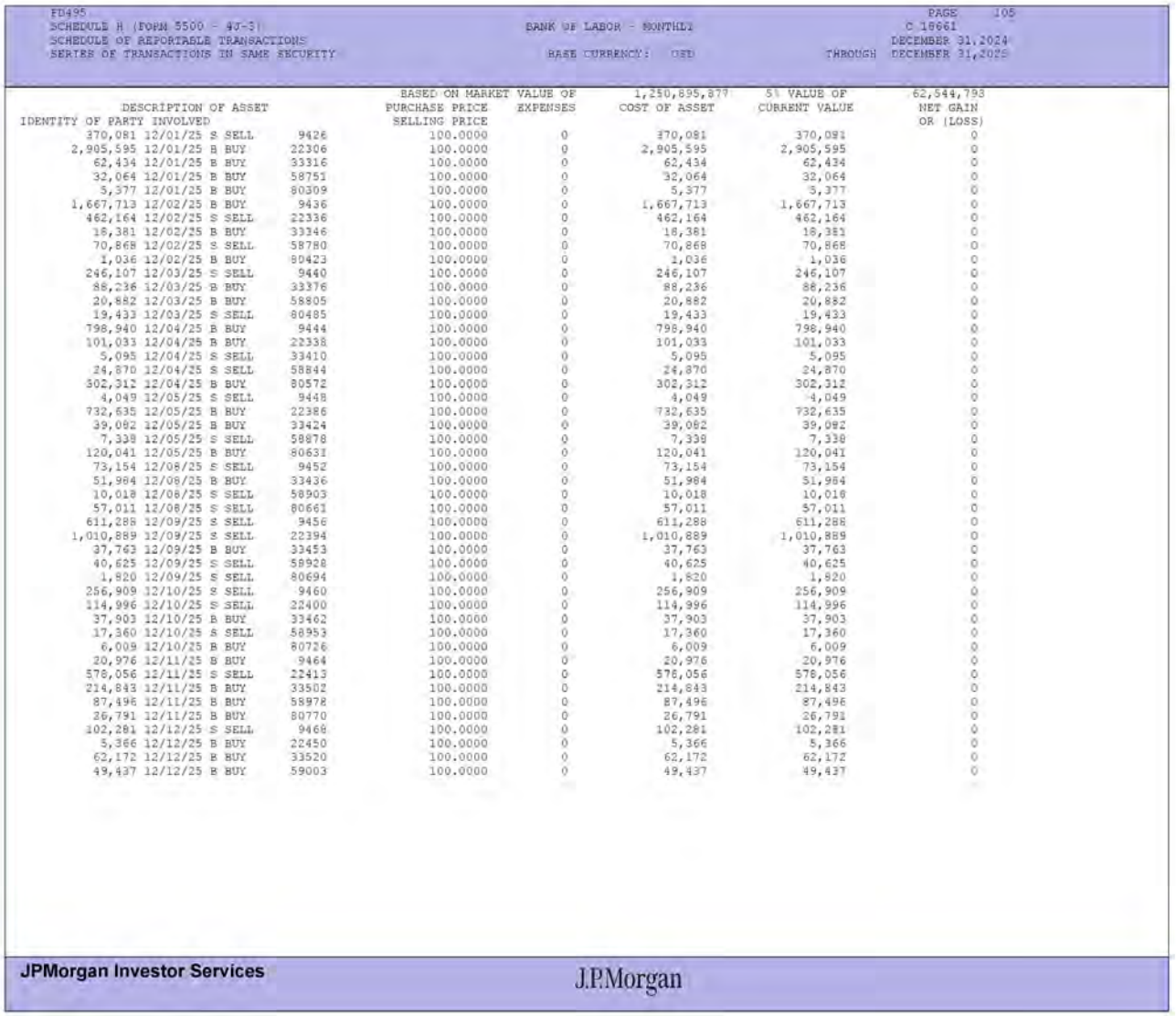

FD495 PAGE 105
SCHEDULE H (FORM 5500 - 47-3) BANK OF LABOR - MONTHLY C 18661
SCHEDULE OF REPORTABLE TRANSACTIONS DECEMBER 31,2024
SERIES OF TRANSACTIONS IN SAME SECURITY BASE CURRENCY: USD THROUGH DECEMBER 31,2025

DESCRIPTION OF ASSET IDENTITY OF PARTY INVOLVED				BASED ON MARKET VALUE OF PURCHASE PRICE SELLING PRICE	1,250,895,877 EXPENSES	5% VALUE OF COST OF ASSET	62,544,793 CURRENT VALUE	NET GAIN OR (LOSS)
370,081	12/01/25	S SELL	9426	100.0000	0	370,081	370,081	0
2,905,595	12/01/25	B BUY	22306	100.0000	0	2,905,595	2,905,595	0
62,434	12/01/25	B BUY	33316	100.0000	0	62,434	62,434	0
32,064	12/01/25	B BUY	58751	100.0000	0	32,064	32,064	0
5,377	12/01/25	B BUY	80309	100.0000	0	5,377	5,377	0
1,667,713	12/02/25	B BUY	9436	100.0000	0	1,667,713	1,667,713	0
462,164	12/02/25	S SELL	22336	100.0000	0	462,164	462,164	0
18,381	12/02/25	B BUY	33346	100.0000	0	18,381	18,381	0
70,868	12/02/25	S SELL	58780	100.0000	0	70,868	70,868	0
1,036	12/02/25	B BUY	80423	100.0000	0	1,036	1,036	0
246,107	12/03/25	S SELL	9440	100.0000	0	246,107	246,107	0
88,236	12/03/25	B BUY	33376	100.0000	0	88,236	88,236	0
20,882	12/03/25	B BUY	58805	100.0000	0	20,882	20,882	0
19,433	12/03/25	S SELL	80485	100.0000	0	19,433	19,433	0
798,940	12/04/25	B BUY	9444	100.0000	0	798,940	798,940	0
101,033	12/04/25	B BUY	22338	100.0000	0	101,033	101,033	0
5,095	12/04/25	S SELL	33410	100.0000	0	5,095	5,095	0
24,870	12/04/25	S SELL	58844	100.0000	0	24,870	24,870	0
302,312	12/04/25	B BUY	80572	100.0000	0	302,312	302,312	0
4,049	12/05/25	S SELL	9448	100.0000	0	4,049	4,049	0
732,635	12/05/25	B BUY	22386	100.0000	0	732,635	732,635	0
39,082	12/05/25	B BUY	33424	100.0000	0	39,082	39,082	0
7,338	12/05/25	S SELL	58878	100.0000	0	7,338	7,338	0
120,041	12/05/25	B BUY	80631	100.0000	0	120,041	120,041	0
73,154	12/08/25	S SELL	9452	100.0000	0	73,154	73,154	0
51,984	12/08/25	B BUY	33436	100.0000	0	51,984	51,984	0
10,018	12/08/25	S SELL	58903	100.0000	0	10,018	10,018	0
57,011	12/08/25	S SELL	80661	100.0000	0	57,011	57,011	0
611,288	12/09/25	S SELL	9456	100.0000	0	611,288	611,288	0
1,010,889	12/09/25	S SELL	22394	100.0000	0	1,010,889	1,010,889	0
37,763	12/09/25	B BUY	33453	100.0000	0	37,763	37,763	0
40,625	12/09/25	S SELL	58928	100.0000	0	40,625	40,625	0
1,820	12/09/25	S SELL	80694	100.0000	0	1,820	1,820	0
256,909	12/10/25	S SELL	9460	100.0000	0	256,909	256,909	0
114,996	12/10/25	S SELL	22400	100.0000	0	114,996	114,996	0
37,903	12/10/25	B BUY	33462	100.0000	0	37,903	37,903	0
17,360	12/10/25	S SELL	58953	100.0000	0	17,360	17,360	0
6,009	12/10/25	B BUY	80726	100.0000	0	6,009	6,009	0
20,976	12/11/25	B BUY	9464	100.0000	0	20,976	20,976	0
578,056	12/11/25	S SELL	22413	100.0000	0	578,056	578,056	0
214,843	12/11/25	B BUY	33502	100.0000	0	214,843	214,843	0
87,496	12/11/25	B BUY	58978	100.0000	0	87,496	87,496	0
26,791	12/11/25	B BUY	80770	100.0000	0	26,791	26,791	0
102,281	12/12/25	S SELL	9468	100.0000	0	102,281	102,281	0
5,366	12/12/25	B BUY	22450	100.0000	0	5,366	5,366	0
62,172	12/12/25	B BUY	33520	100.0000	0	62,172	62,172	0
49,437	12/12/25	B BUY	59003	100.0000	0	49,437	49,437	0

JPMorgan Investor Services J.P.Morgan

BOILERMAKERS NATIONAL ANNUITY TRUST
E.I.N. 48-1029345 PLAN NO. 001
SCHEDULE H, LINE 4j—SCHEDULE OF REPORTABLE TRANSACTIONS (CONTINUED)
YEAR ENDED DECEMBER 31, 2025

FD495 — PAGE 106
SCHEDULE H (FORM 5500 - 47-3) — BANK OF LABOR - MONTHLY — C 18661
SCHEDULE OF REPORTABLE TRANSACTIONS — DECEMBER 31,2024
SERIES OF TRANSACTIONS IN SAME SECURITY — BASE CURRENCY: USD — THROUGH DECEMBER 31,2025

DESCRIPTION OF ASSET IDENTITY OF PARTY INVOLVED				BASED ON MARKET VALUE OF PURCHASE PRICE SELLING PRICE	EXPENSES	1,250,895,877 COST OF ASSET	5% VALUE OF CURRENT VALUE	62,544,793 NET GAIN OR (LOSS)
99,667	12/12/25	S SELL	80914	100.0000	0	99,667	99,667	0
128,575	12/15/25	B BUY	9477	100.0000	0	128,575	128,575	0
227,701	12/15/25	B BUY	22503	100.0000	0	227,701	227,701	0
156,364	12/15/25	S SELL	33567	100.0000	0	156,364	156,364	0
106,846	12/15/25	S SELL	59044	100.0000	0	106,846	106,846	0
65,539	12/15/25	S SELL	80863	100.0000	0	65,539	65,539	0
365,137	12/16/25	S SELL	9484	100.0000	0	365,137	365,137	0
97,084	12/16/25	B BUY	33615	100.0000	0	97,084	97,084	0
14,759	12/16/25	B BUY	59076	100.0000	0	14,759	14,759	0
63,886	12/16/25	B BUY	80915	100.0000	0	63,886	63,886	0
315,553	12/17/25	S SELL	9493	100.0000	0	315,553	315,553	0
892	12/17/25	B BUY	22546	100.0000	0	892	892	0
68,814	12/17/25	B BUY	33662	100.0000	0	68,814	68,814	0
24,242	12/17/25	S SELL	59108	100.0000	0	24,242	24,242	0
20,199	12/17/25	S SELL	80953	100.0000	0	20,199	20,199	0
475,342	12/18/25	B BUY	9500	100.0000	0	475,342	475,342	0
817,101	12/18/25	S SELL	22555	100.0000	0	817,101	817,101	0
78,821	12/18/25	B BUY	33715	100.0000	0	78,821	78,821	0
93,510	12/18/25	S SELL	59114	100.0000	0	93,510	93,510	0
44,661	12/18/25	B BUY	80995	100.0000	0	44,661	44,661	0
975,651	12/19/25	B BUY	9505	100.0000	0	975,651	975,651	0
12,952	12/19/25	B BUY	22560	100.0000	0	12,952	12,952	0
14,039	12/19/25	S SELL	33756	100.0000	0	14,039	14,039	0
80,234	12/19/25	B BUY	59140	100.0000	0	80,234	80,234	0
153,149	12/19/25	B BUY	81109	100.0000	0	153,149	153,149	0
4,627,595	12/22/25	B BUY	9512	100.0000	0	4,627,595	4,627,595	0
894,018	12/22/25	S SELL	22587	100.0000	0	894,018	894,018	0
141,603	12/22/25	S SELL	33792	100.0000	0	141,603	141,603	0
52,406	12/22/25	B BUY	59168	100.0000	0	52,406	52,406	0
1,976,325	12/22/25	B BUY	81184	100.0000	0	1,976,325	1,976,325	0
15,435,433	12/23/25	B BUY	9525	100.0000	0	15,435,433	15,435,433	0
6,313,685	12/23/25	B BUY	22613	100.0000	0	6,313,685	6,313,685	0
156,841	12/23/25	B BUY	33815	100.0000	0	156,841	156,841	0
38,869	12/23/25	B BUY	59194	100.0000	0	38,869	38,869	0
2,433,519	12/23/25	S SELL	81292	100.0000	0	2,433,519	2,433,519	0
9,796,694	12/24/25	S SELL	9530	100.0000	0	9,796,694	9,796,694	0
792,484	12/24/25	S SELL	22665	100.0000	0	792,484	792,484	0
30,762	12/24/25	S SELL	33838	100.0000	0	30,762	30,762	0
33,871	12/24/25	B BUY	59216	100.0000	0	33,871	33,871	0
55,999	12/24/25	B BUY	81326	100.0000	0	55,999	55,999	0
6,002,522	12/26/25	S SELL	9546	100.0000	0	6,002,522	6,002,522	0
157,932	12/26/25	B BUY	22689	100.0000	0	157,932	157,932	0
17,216	12/26/25	S SELL	33848	100.0000	0	17,216	17,216	0
47,120	12/26/25	S SELL	59277	100.0000	0	47,120	47,120	0
3,730	12/26/25	S SELL	81335	100.0000	0	3,730	3,730	0
131,522	12/29/25	S SELL	9555	100.0000	0	131,522	131,522	0
33,516	12/29/25	S SELL	33864	100.0000	0	33,516	33,516	0

JPMorgan Investor Services — J.P.Morgan

BOILERMAKERS NATIONAL ANNUITY TRUST
E.I.N. 48-1029345 PLAN NO. 001
SCHEDULE H, LINE 4j—SCHEDULE OF REPORTABLE TRANSACTIONS (CONTINUED)
YEAR ENDED DECEMBER 31, 2025

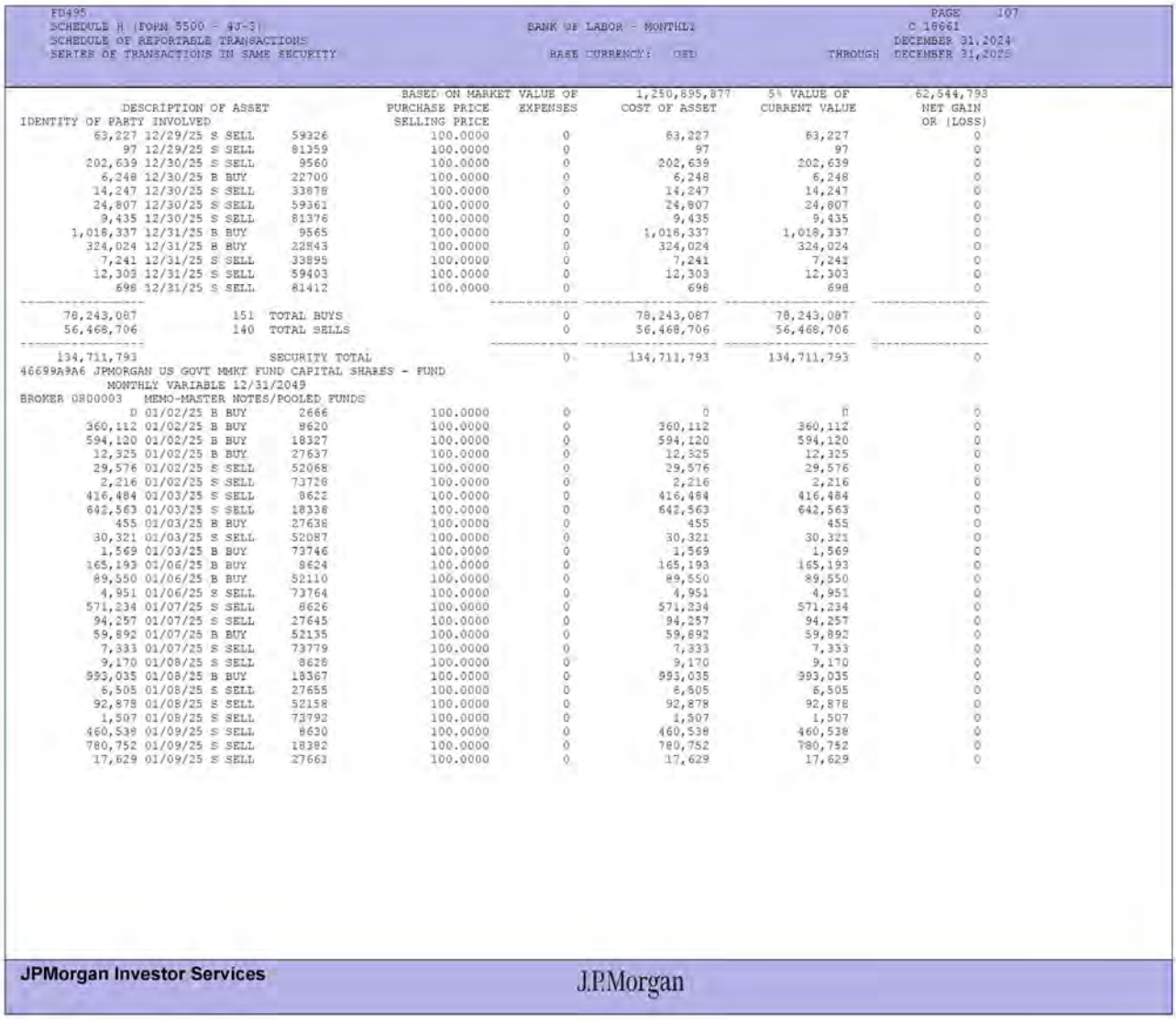

FD495 PAGE 107
SCHEDULE H (FORM 5500 - 47-3) BANK OF LABOR - MONTHLY C 18661
SCHEDULE OF REPORTABLE TRANSACTIONS DECEMBER 31,2024
SERIES OF TRANSACTIONS IN SAME SECURITY BASE CURRENCY: USD THROUGH DECEMBER 31,2025

DESCRIPTION OF ASSET IDENTITY OF PARTY INVOLVED				BASED ON MARKET VALUE OF PURCHASE PRICE SELLING PRICE	1,250,895,877 EXPENSES	5% VALUE OF COST OF ASSET	62,544,793 CURRENT VALUE	NET GAIN OR (LOSS)
63,227	12/29/25	S SELL	59326	100.0000	0	63,227	63,227	0
97	12/29/25	S SELL	81359	100.0000	0	97	97	0
202,639	12/30/25	S SELL	9560	100.0000	0	202,639	202,639	0
6,248	12/30/25	B BUY	22700	100.0000	0	6,248	6,248	0
14,247	12/30/25	S SELL	33878	100.0000	0	14,247	14,247	0
24,807	12/30/25	S SELL	59361	100.0000	0	24,807	24,807	0
9,435	12/30/25	S SELL	81376	100.0000	0	9,435	9,435	0
1,018,337	12/31/25	B BUY	9565	100.0000	0	1,018,337	1,018,337	0
324,024	12/31/25	B BUY	22843	100.0000	0	324,024	324,024	0
7,241	12/31/25	S SELL	33895	100.0000	0	7,241	7,241	0
12,303	12/31/25	S SELL	59403	100.0000	0	12,303	12,303	0
698	12/31/25	S SELL	81412	100.0000	0	698	698	0
78,243,087		151	TOTAL BUYS		0	78,243,087	78,243,087	0
56,468,706		140	TOTAL SELLS		0	56,468,706	56,468,706	0
134,711,793			SECURITY TOTAL		0	134,711,793	134,711,793	0
46699A9A6 JPMORGAN US GOVT MMKT FUND CAPITAL SHARES - FUND								
MONTHLY VARIABLE 12/31/2049								
BROKER 0800003 MEMO-MASTER NOTES/POOLED FUNDS								
0	01/02/25	B BUY	2666	100.0000	0	0	0	0
360,112	01/02/25	B BUY	8620	100.0000	0	360,112	360,112	0
594,120	01/02/25	B BUY	18327	100.0000	0	594,120	594,120	0
12,325	01/02/25	B BUY	27637	100.0000	0	12,325	12,325	0
29,576	01/02/25	S SELL	52068	100.0000	0	29,576	29,576	0
2,216	01/02/25	S SELL	73726	100.0000	0	2,216	2,216	0
416,484	01/03/25	S SELL	8622	100.0000	0	416,484	416,484	0
642,563	01/03/25	S SELL	18338	100.0000	0	642,563	642,563	0
455	01/03/25	B BUY	27638	100.0000	0	455	455	0
30,321	01/03/25	S SELL	52087	100.0000	0	30,321	30,321	0
1,569	01/03/25	B BUY	73746	100.0000	0	1,569	1,569	0
165,193	01/06/25	B BUY	8624	100.0000	0	165,193	165,193	0
89,550	01/06/25	B BUY	52110	100.0000	0	89,550	89,550	0
4,951	01/06/25	S SELL	73764	100.0000	0	4,951	4,951	0
571,234	01/07/25	S SELL	8626	100.0000	0	571,234	571,234	0
94,257	01/07/25	S SELL	27645	100.0000	0	94,257	94,257	0
59,892	01/07/25	B BUY	52135	100.0000	0	59,892	59,892	0
7,333	01/07/25	S SELL	73779	100.0000	0	7,333	7,333	0
9,170	01/08/25	S SELL	8628	100.0000	0	9,170	9,170	0
993,035	01/08/25	B BUY	18367	100.0000	0	993,035	993,035	0
6,505	01/08/25	S SELL	27655	100.0000	0	6,505	6,505	0
92,878	01/08/25	S SELL	52158	100.0000	0	92,878	92,878	0
1,507	01/08/25	S SELL	73792	100.0000	0	1,507	1,507	0
460,538	01/09/25	S SELL	8630	100.0000	0	460,538	460,538	0
780,752	01/09/25	S SELL	18382	100.0000	0	780,752	780,752	0
17,629	01/09/25	S SELL	27661	100.0000	0	17,629	17,629	0

JPMorgan Investor Services J.P.Morgan

BOILERMAKERS NATIONAL ANNUITY TRUST
E.I.N. 48-1029345 PLAN NO. 001
SCHEDULE H, LINE 4j—SCHEDULE OF REPORTABLE TRANSACTIONS (CONTINUED)
YEAR ENDED DECEMBER 31, 2025

FD495 PAGE 108
SCHEDULE H (FORM 5500 - 47-3) BANK OF LABOR - MONTHLY C 18661
SCHEDULE OF REPORTABLE TRANSACTIONS DECEMBER 31,2024
SERIES OF TRANSACTIONS IN SAME SECURITY BASE CURRENCY: USD THROUGH DECEMBER 31,2025

DESCRIPTION OF ASSET IDENTITY OF PARTY INVOLVED				BASED ON MARKET VALUE OF PURCHASE PRICE SELLING PRICE	EXPENSES	1,250,895,877 COST OF ASSET	5% VALUE OF CURRENT VALUE	62,544,793 NET GAIN OR (LOSS)
6,777	01/09/25	S SELL	52181	100.0000	0	6,777	6,777	0
4,342	01/09/25	S SELL	73842	100.0000	0	4,342	4,342	0
2,293	01/10/25	B BUY	18383	100.0000	0	2,293	2,293	0
2,184	01/10/25	B BUY	52204	100.0000	0	2,184	2,184	0
14,675	01/10/25	B BUY	73893	100.0000	0	14,675	14,675	0
1,036,358	01/13/25	S SELL	8635	100.0000	0	1,036,358	1,036,358	0
249,757	01/13/25	S SELL	18396	100.0000	0	249,757	249,757	0
19,652	01/13/25	S SELL	27667	100.0000	0	19,652	19,652	0
198,530	01/13/25	S SELL	52227	100.0000	0	198,530	198,530	0
133,513	01/13/25	S SELL	73946	100.0000	0	133,513	133,513	0
858,309	01/14/25	S SELL	8639	100.0000	0	858,308	858,308	0
7,561	01/14/25	S SELL	27671	100.0000	0	7,561	7,561	0
8,499	01/14/25	S SELL	52250	100.0000	0	8,499	8,499	0
39,391	01/14/25	S SELL	73986	100.0000	0	39,391	39,391	0
251,505	01/15/25	S SELL	8642	100.0000	0	251,505	251,505	0
85,708	01/15/25	B BUY	18403	100.0000	0	85,708	85,708	0
33,101	01/15/25	S SELL	27686	100.0000	0	33,101	33,101	0
90,374	01/15/25	B BUY	52297	100.0000	0	90,374	90,374	0
17,800	01/15/25	S SELL	74023	100.0000	0	17,800	17,800	0
206,500	01/16/25	S SELL	8645	100.0000	0	206,500	206,500	0
4,399	01/16/25	S SELL	27702	100.0000	0	4,399	4,399	0
189,396	01/16/25	B BUY	52338	100.0000	0	189,396	189,396	0
132,278	01/16/25	S SELL	74046	100.0000	0	132,278	132,278	0
525,443	01/17/25	S SELL	8647	100.0000	0	525,443	525,443	0
15,823	01/17/25	S SELL	18416	100.0000	0	15,823	15,823	0
393,978	01/17/25	B BUY	27730	100.0000	0	393,978	393,978	0
15,098	01/17/25	B BUY	52361	100.0000	0	15,098	15,098	0
11,025	01/17/25	S SELL	74070	100.0000	0	11,025	11,025	0
296	01/21/25	B BUY	2667	100.0000	0	296	296	0
32,967	01/21/25	S SELL	8649	100.0000	0	32,967	32,967	0
79,358	01/21/25	B BUY	18419	100.0000	0	79,358	79,358	0
373,014	01/21/25	B BUY	27760	100.0000	0	373,014	373,014	0
101,424	01/21/25	B BUY	52388	100.0000	0	101,424	101,424	0
222,456	01/21/25	B BUY	74113	100.0000	0	222,456	222,456	0
69,372	01/22/25	S SELL	8651	100.0000	0	69,372	69,372	0
499,462	01/22/25	B BUY	27777	100.0000	0	499,462	499,462	0
91,603	01/22/25	B BUY	52411	100.0000	0	91,603	91,603	0
10,982	01/22/25	B BUY	74124	100.0000	0	10,982	10,982	0
620,126	01/23/25	B BUY	8653	100.0000	0	620,126	620,126	0
91,626	01/23/25	B BUY	18426	100.0000	0	91,626	91,626	0
38,887	01/23/25	S SELL	27799	100.0000	0	38,887	38,887	0
14,308	01/23/25	B BUY	52432	100.0000	0	14,308	14,308	0
9,296	01/23/25	B BUY	74134	100.0000	0	9,296	9,296	0
449,616	01/24/25	S SELL	8656	100.0000	0	449,616	449,616	0
105,104	01/24/25	S SELL	27822	100.0000	0	105,104	105,104	0
49,016	01/24/25	B BUY	52455	100.0000	0	49,016	49,016	0
388,024	01/27/25	S SELL	8658	100.0000	0	388,024	388,024	0

JPMorgan Investor Services J.P.Morgan

BOILERMAKERS NATIONAL ANNUITY TRUST
E.I.N. 48-1029345 PLAN NO. 001
SCHEDULE H, LINE 4j—SCHEDULE OF REPORTABLE TRANSACTIONS (CONTINUED)
YEAR ENDED DECEMBER 31, 2025

FD495 PAGE 109
SCHEDULE H (FORM 5500 - 47-3) BANK OF LABOR - MONTHLY C 18661
SCHEDULE OF REPORTABLE TRANSACTIONS DECEMBER 31,2024
SERIES OF TRANSACTIONS IN SAME SECURITY BASE CURRENCY: USD THROUGH DECEMBER 31,2025

DESCRIPTION OF ASSET IDENTITY OF PARTY INVOLVED				BASED ON MARKET VALUE OF PURCHASE PRICE SELLING PRICE	EXPENSES	1,250,895,877 COST OF ASSET	5% VALUE OF CURRENT VALUE	62,544,793 NET GAIN OR (LOSS)
205,246	01/27/25	S SELL	18433	100.0000	0	205,246	205,246	0
61,756	01/27/25	S SELL	27854	100.0000	0	61,756	61,756	0
5,511	01/27/25	B BUY	52478	100.0000	0	5,511	5,511	0
37,721	01/27/25	B BUY	74161	100.0000	0	37,721	37,721	0
242,900	01/28/25	B BUY	8660	100.0000	0	242,900	242,900	0
1,228,106	01/28/25	B BUY	27912	100.0000	0	1,228,106	1,228,106	0
60,621	01/28/25	S SELL	52501	100.0000	0	60,621	60,621	0
49,551	01/28/25	B BUY	74194	100.0000	0	49,551	49,551	0
83,482	01/29/25	S SELL	8662	100.0000	0	83,482	83,482	0
49,708	01/29/25	B BUY	27949	100.0000	0	49,708	49,708	0
38,409	01/29/25	B BUY	52524	100.0000	0	38,409	38,409	0
24,496	01/29/25	B BUY	74211	100.0000	0	24,496	24,496	0
1,127	01/30/25	S SELL	8664	100.0000	0	1,127	1,127	0
583,628	01/30/25	S SELL	27991	100.0000	0	583,628	583,628	0
32,142	01/30/25	S SELL	52543	100.0000	0	32,142	32,142	0
9,428	01/30/25	S SELL	74222	100.0000	0	9,428	9,428	0
21,665	01/31/25	B BUY	8669	100.0000	0	21,665	21,665	0
2,000	01/31/25	B BUY	18507	100.0000	0	2,000	2,000	0
393,807	01/31/25	B BUY	28022	100.0000	0	393,807	393,807	0
1,424	01/31/25	B BUY	52572	100.0000	0	1,424	1,424	0
28,330	01/31/25	S SELL	74242	100.0000	0	28,330	28,330	0
0	02/03/25	B BUY	2670	100.0000	0	0	0	0
411,239	02/03/25	B BUY	8672	100.0000	0	411,239	411,239	0
230,039	02/03/25	B BUY	18509	100.0000	0	230,039	230,039	0
307,440	02/03/25	S SELL	28050	100.0000	0	307,440	307,440	0
14,417	02/03/25	S SELL	52614	100.0000	0	14,417	14,417	0
45,870	02/03/25	S SELL	74255	100.0000	0	45,870	45,870	0
61,102	02/04/25	B BUY	8675	100.0000	0	61,102	61,102	0
19,510	02/04/25	S SELL	18520	100.0000	0	19,510	19,510	0
28,924	02/04/25	S SELL	28062	100.0000	0	28,924	28,924	0
89,662	02/04/25	S SELL	52645	100.0000	0	89,662	89,662	0
57,153	02/04/25	S SELL	74278	100.0000	0	57,153	57,153	0
167,018	02/05/25	S SELL	8677	100.0000	0	167,018	167,018	0
77,089	02/05/25	S SELL	28073	100.0000	0	77,089	77,089	0
100,573	02/05/25	B BUY	52668	100.0000	0	100,573	100,573	0
29,032	02/05/25	S SELL	74299	100.0000	0	29,032	29,032	0
680,662	02/06/25	S SELL	8681	100.0000	0	680,662	680,662	0
39,350	02/06/25	S SELL	28084	100.0000	0	39,350	39,350	0
83,793	02/06/25	B BUY	52693	100.0000	0	83,793	83,793	0
209,430	02/06/25	S SELL	74347	100.0000	0	209,430	209,430	0
392,435	02/07/25	S SELL	8683	100.0000	0	392,435	392,435	0
13,057	02/07/25	B BUY	28098	100.0000	0	13,057	13,057	0
28,291	02/07/25	B BUY	52716	100.0000	0	28,291	28,291	0
25,517	02/07/25	B BUY	74374	100.0000	0	25,517	25,517	0
172,830	02/10/25	S SELL	8685	100.0000	0	172,830	172,830	0
25,000	02/10/25	B BUY	18548	100.0000	0	25,000	25,000	0
29,110	02/10/25	S SELL	28104	100.0000	0	29,110	29,110	0

JPMorgan Investor Services J.P.Morgan

BOILERMAKERS NATIONAL ANNUITY TRUST
E.I.N. 48-1029345 PLAN NO. 001
SCHEDULE H, LINE 4j—SCHEDULE OF REPORTABLE TRANSACTIONS (CONTINUED)
YEAR ENDED DECEMBER 31, 2025

FD495 PAGE 110
SCHEDULE H (FORM 5500 - 47-3) BANK OF LABOR - MONTHLY C 18661
SCHEDULE OF REPORTABLE TRANSACTIONS DECEMBER 31,2024
SERIES OF TRANSACTIONS IN SAME SECURITY BASE CURRENCY: USD THROUGH DECEMBER 31,2025

DESCRIPTION OF ASSET IDENTITY OF PARTY INVOLVED				BASED ON MARKET VALUE OF PURCHASE PRICE SELLING PRICE	EXPENSES	1,250,895,877 COST OF ASSET	5% VALUE OF CURRENT VALUE	62,544,793 NET GAIN OR (LOSS)
69,585	02/10/25	S SELL	52743	100.0000	0	69,585	69,585	0
679,487	02/10/25	S SELL	74407	100.0000	0	679,487	679,487	0
902,741	02/11/25	S SELL	8687	100.0000	0	902,741	902,741	0
763	02/11/25	S SELL	28118	100.0000	0	763	763	0
58,912	02/11/25	B BUY	52772	100.0000	0	58,912	58,912	0
3,716	02/11/25	S SELL	74426	100.0000	0	3,716	3,716	0
37,382	02/12/25	S SELL	8689	100.0000	0	37,382	37,382	0
606,874	02/12/25	S SELL	18565	100.0000	0	606,874	606,874	0
349,791	02/12/25	S SELL	28144	100.0000	0	349,791	349,791	0
17	02/12/25	S SELL	52795	100.0000	0	17	17	0
21,844	02/12/25	B BUY	74443	100.0000	0	21,844	21,844	0
252,761	02/13/25	S SELL	8691	100.0000	0	252,761	252,761	0
562,659	02/13/25	B BUY	18567	100.0000	0	562,659	562,659	0
109,708	02/13/25	B BUY	28169	100.0000	0	109,708	109,708	0
7,158	02/13/25	S SELL	52842	100.0000	0	7,158	7,158	0
5,079	02/13/25	B BUY	74471	100.0000	0	5,079	5,079	0
560,714	02/14/25	S SELL	8693	100.0000	0	560,714	560,714	0
94,268	02/14/25	B BUY	28180	100.0000	0	94,268	94,268	0
118,261	02/14/25	B BUY	52871	100.0000	0	118,261	118,261	0
32,852	02/14/25	S SELL	74490	100.0000	0	32,852	32,852	0
203,453	02/18/25	B BUY	8696	100.0000	0	203,453	203,453	0
304,858	02/18/25	B BUY	18595	100.0000	0	304,858	304,858	0
106,859	02/18/25	S SELL	28190	100.0000	0	106,859	106,859	0
27,688	02/18/25	B BUY	52898	100.0000	0	27,688	27,688	0
31,996	02/18/25	B BUY	74512	100.0000	0	31,996	31,996	0
828,585	02/19/25	S SELL	8700	100.0000	0	828,585	828,585	0
49,472	02/19/25	S SELL	18606	100.0000	0	49,472	49,472	0
121,370	02/19/25	S SELL	28205	100.0000	0	121,370	121,370	0
30,645	02/19/25	B BUY	52937	100.0000	0	30,645	30,645	0
8,195	02/19/25	B BUY	74527	100.0000	0	8,195	8,195	0
375,714	02/20/25	B BUY	8703	100.0000	0	375,714	375,714	0
756,276	02/20/25	B BUY	18609	100.0000	0	756,276	756,276	0
110,788	02/20/25	S SELL	28216	100.0000	0	110,788	110,788	0
6,622	02/20/25	S SELL	52966	100.0000	0	6,622	6,622	0
4,574	02/20/25	S SELL	74534	100.0000	0	4,574	4,574	0
98,619	02/21/25	B BUY	8705	100.0000	0	98,619	98,619	0
504,305	02/21/25	S SELL	18624	100.0000	0	504,305	504,305	0
248,792	02/21/25	S SELL	28228	100.0000	0	248,792	248,792	0
27,444	02/21/25	B BUY	53001	100.0000	0	27,444	27,444	0
2,065	02/21/25	B BUY	74539	100.0000	0	2,065	2,065	0
193,076	02/24/25	S SELL	8707	100.0000	0	193,076	193,076	0
408,259	02/24/25	B BUY	28246	100.0000	0	408,259	408,259	0
102,957	02/24/25	S SELL	53030	100.0000	0	102,957	102,957	0
336	02/25/25	S SELL	2671	100.0000	0	336	336	0
424,750	02/25/25	B BUY	8709	100.0000	0	424,750	424,750	0
256,205	02/25/25	B BUY	18635	100.0000	0	256,205	256,205	0
30,966	02/25/25	S SELL	28256	100.0000	0	30,966	30,966	0

JPMorgan Investor Services J.P.Morgan

BOILERMAKERS NATIONAL ANNUITY TRUST
E.I.N. 48-1029345 PLAN NO. 001
SCHEDULE H, LINE 4j—SCHEDULE OF REPORTABLE TRANSACTIONS (CONTINUED)
YEAR ENDED DECEMBER 31, 2025

FD495 PAGE 111
SCHEDULE H (FORM 5500 - 47-3) BANK OF LABOR - MONTHLY C 18661
SCHEDULE OF REPORTABLE TRANSACTIONS DECEMBER 31,2024
SERIES OF TRANSACTIONS IN SAME SECURITY BASE CURRENCY: USD THROUGH DECEMBER 31,2025

DESCRIPTION OF ASSET IDENTITY OF PARTY INVOLVED				BASED ON MARKET VALUE OF PURCHASE PRICE SELLING PRICE	1,250,895,877 EXPENSES	5% VALUE OF COST OF ASSET	62,544,793 CURRENT VALUE	NET GAIN OR (LOSS)
27,681	02/25/25	S SELL	53029	100.0000	0	27,681	27,681	0
66,448	02/26/25	S SELL	8716	100.0000	0	66,448	66,448	0
183,048	02/26/25	B BUY	28285	100.0000	0	183,048	183,048	0
8,037	02/26/25	B BUY	53112	100.0000	0	8,037	8,037	0
979,258	02/27/25	S SELL	8719	100.0000	0	979,258	979,258	0
12,500	02/27/25	B BUY	18647	100.0000	0	12,500	12,500	0
64,539	02/27/25	B BUY	28309	100.0000	0	64,539	64,539	0
12,649	02/27/25	B BUY	53135	100.0000	0	12,649	12,649	0
9,203	02/27/25	B BUY	74560	100.0000	0	9,203	9,203	0
361,348	02/28/25	S SELL	8721	100.0000	0	361,348	361,348	0
13,125	02/28/25	B BUY	18724	100.0000	0	13,125	13,125	0
99,473	02/28/25	S SELL	28325	100.0000	0	99,473	99,473	0
122,235	02/28/25	S SELL	53158	100.0000	0	122,235	122,235	0
12,390	02/28/25	B BUY	74570	100.0000	0	12,390	12,390	0
1	03/03/25	B BUY	2674	100.0000	0	1	1	0
316,931	03/03/25	B BUY	8724	100.0000	0	316,931	316,931	0
1,116,652	03/03/25	B BUY	18726	100.0000	0	1,116,652	1,116,652	0
195,611	03/03/25	S SELL	28342	100.0000	0	195,611	195,611	0
97,450	03/03/25	B BUY	53152	100.0000	0	97,450	97,450	0
1,652	03/03/25	B BUY	74575	100.0000	0	1,652	1,652	0
85,005	03/04/25	B BUY	8726	100.0000	0	85,005	85,005	0
955,715	03/04/25	S SELL	18745	100.0000	0	955,715	955,715	0
193,770	03/04/25	S SELL	28354	100.0000	0	193,770	193,770	0
69,572	03/04/25	S SELL	53205	100.0000	0	69,572	69,572	0
2,514	03/04/25	B BUY	74584	100.0000	0	2,514	2,514	0
1,954,548	03/05/25	B BUY	8729	100.0000	0	1,954,548	1,954,548	0
168,047	03/05/25	S SELL	28375	100.0000	0	168,047	168,047	0
69,536	03/05/25	S SELL	53226	100.0000	0	69,536	69,536	0
6,206	03/05/25	B BUY	74593	100.0000	0	6,206	6,206	0
1,640,280	03/06/25	B BUY	8732	100.0000	0	1,640,280	1,640,280	0
21,750	03/06/25	B BUY	18770	100.0000	0	21,750	21,750	0
262,352	03/06/25	S SELL	28459	100.0000	0	262,352	262,352	0
103,322	03/06/25	B BUY	53253	100.0000	0	103,322	103,322	0
43,159	03/06/25	B BUY	74603	100.0000	0	43,159	43,159	0
440,257	03/07/25	B BUY	8736	100.0000	0	440,257	440,257	0
49,257	03/07/25	S SELL	28471	100.0000	0	49,257	49,257	0
123,702	03/07/25	S SELL	53276	100.0000	0	123,702	123,702	0
4,892	03/07/25	S SELL	74616	100.0000	0	4,892	4,892	0
1,250,254	03/10/25	S SELL	8738	100.0000	0	1,250,254	1,250,254	0
381,400	03/10/25	S SELL	18790	100.0000	0	381,400	381,400	0
103,491	03/10/25	S SELL	28498	100.0000	0	103,491	103,491	0
30,265	03/10/25	S SELL	53313	100.0000	0	30,265	30,265	0
9,736	03/10/25	B BUY	74625	100.0000	0	9,736	9,736	0
298,224	03/11/25	S SELL	8740	100.0000	0	298,224	298,224	0
330,283	03/11/25	S SELL	28517	100.0000	0	330,283	330,283	0
193,448	03/11/25	S SELL	53342	100.0000	0	193,448	193,448	0
4,216	03/11/25	B BUY	74635	100.0000	0	4,216	4,216	0

JPMorgan Investor Services J.P.Morgan

BOILERMAKERS NATIONAL ANNUITY TRUST
E.I.N. 48-1029345 PLAN NO. 001
SCHEDULE H, LINE 4j—SCHEDULE OF REPORTABLE TRANSACTIONS (CONTINUED)
YEAR ENDED DECEMBER 31, 2025

FD495 — PAGE 112
SCHEDULE H (FORM 5500 - 47-3) — BANK OF LABOR - MONTHLY — C 18661
SCHEDULE OF REPORTABLE TRANSACTIONS — DECEMBER 31,2024
SERIES OF TRANSACTIONS IN SAME SECURITY — BASE CURRENCY: USD — THROUGH DECEMBER 31,2025

IDENTITY OF PARTY INVOLVED	DESCRIPTION OF ASSET		BASED ON MARKET VALUE OF PURCHASE PRICE SELLING PRICE	EXPENSES	1,250,895,877 COST OF ASSET	5% VALUE OF CURRENT VALUE	62,544,793 NET GAIN OR (LOSS)
139,749	03/12/25 S SELL	8742	100.0000	0	139,749	139,749	0
638,047	03/12/25 S SELL	18792	100.0000	0	638,047	638,047	0
80,944	03/12/25 S SELL	28524	100.0000	0	80,944	80,944	0
38,604	03/12/25 S SELL	53381	100.0000	0	38,604	38,604	0
1,652	03/12/25 B BUY	74641	100.0000	0	1,652	1,652	0
43,508	03/13/25 B BUY	8744	100.0000	0	43,508	43,508	0
178,340	03/13/25 S SELL	28535	100.0000	0	178,340	178,340	0
34,653	03/13/25 B BUY	53410	100.0000	0	34,653	34,653	0
6,127	03/13/25 S SELL	74646	100.0000	0	6,127	6,127	0
64,391	03/14/25 S SELL	8746	100.0000	0	64,391	64,391	0
3,128,212	03/14/25 B BUY	18813	100.0000	0	3,128,212	3,128,212	0
41,356	03/14/25 S SELL	28541	100.0000	0	41,356	41,356	0
41,682	03/14/25 S SELL	53441	100.0000	0	41,682	41,682	0
10,016	03/14/25 B BUY	74650	100.0000	0	10,016	10,016	0
113,302	03/17/25 S SELL	8748	100.0000	0	113,302	113,302	0
822,283	03/17/25 S SELL	18825	100.0000	0	822,283	822,283	0
485,705	03/17/25 S SELL	28561	100.0000	0	485,705	485,705	0
136,357	03/17/25 B BUY	53494	100.0000	0	136,357	136,357	0
2,645	03/17/25 B BUY	74675	100.0000	0	2,645	2,645	0
89,028	03/18/25 B BUY	8750	100.0000	0	89,028	89,028	0
728,481	03/18/25 S SELL	18833	100.0000	0	728,481	728,481	0
50,368	03/18/25 S SELL	28564	100.0000	0	50,368	50,368	0
63,583	03/18/25 B BUY	53517	100.0000	0	63,583	63,583	0
11,020	03/18/25 B BUY	74700	100.0000	0	11,020	11,020	0
102,306	03/19/25 S SELL	8752	100.0000	0	102,306	102,306	0
88,182	03/19/25 S SELL	28569	100.0000	0	88,182	88,182	0
50,738	03/19/25 S SELL	53540	100.0000	0	50,738	50,738	0
374,928	03/19/25 B BUY	74731	100.0000	0	374,928	374,928	0
181,966	03/20/25 S SELL	8754	100.0000	0	181,966	181,966	0
699,386	03/20/25 S SELL	18850	100.0000	0	699,386	699,386	0
19,028	03/20/25 S SELL	28573	100.0000	0	19,028	19,028	0
112,385	03/20/25 B BUY	53567	100.0000	0	112,385	112,385	0
87,527	03/20/25 B BUY	74753	100.0000	0	87,527	87,527	0
102,523	03/21/25 B BUY	8756	100.0000	0	102,523	102,523	0
753,360	03/21/25 B BUY	18863	100.0000	0	753,360	753,360	0
124,517	03/21/25 S SELL	28584	100.0000	0	124,517	124,517	0
31,052	03/21/25 S SELL	53596	100.0000	0	31,052	31,052	0
499,236	03/21/25 S SELL	74771	100.0000	0	499,236	499,236	0
214,813	03/24/25 B BUY	8758	100.0000	0	214,813	214,813	0
96,746	03/24/25 B BUY	28592	100.0000	0	96,746	96,746	0
16,193	03/24/25 S SELL	53617	100.0000	0	16,193	16,193	0
81,908	03/24/25 B BUY	74796	100.0000	0	81,908	81,908	0
225,705	03/25/25 B BUY	8760	100.0000	0	225,705	225,705	0
191,669	03/25/25 B BUY	18869	100.0000	0	191,669	191,669	0
5,594	03/25/25 S SELL	28596	100.0000	0	5,594	5,594	0
55,047	03/25/25 B BUY	53640	100.0000	0	55,047	55,047	0
56,576	03/25/25 B BUY	74814	100.0000	0	56,576	56,576	0

JPMorgan Investor Services — J.P.Morgan

BOILERMAKERS NATIONAL ANNUITY TRUST
E.I.N. 48-1029345 PLAN NO. 001
SCHEDULE H, LINE 4j—SCHEDULE OF REPORTABLE TRANSACTIONS (CONTINUED)
YEAR ENDED DECEMBER 31, 2025

FD495 PAGE 113
SCHEDULE H (FORM 5500 - 47-3) BANK OF LABOR - MONTHLY C 18661
SCHEDULE OF REPORTABLE TRANSACTIONS DECEMBER 31,2024
SERIES OF TRANSACTIONS IN SAME SECURITY BASE CURRENCY: USD THROUGH DECEMBER 31,2025

DESCRIPTION OF ASSET IDENTITY OF PARTY INVOLVED			BASED ON MARKET VALUE OF PURCHASE PRICE SELLING PRICE	1,250,895,877 EXPENSES	5% VALUE OF COST OF ASSET	62,544,793 CURRENT VALUE	NET GAIN OR (LOSS)
140,076	03/26/25 B BUY	8762	100.0000	0	140,076	140,076	0
3,725	03/26/25 B BUY	28598	100.0000	0	3,725	3,725	0
24,565	03/26/25 B BUY	53663	100.0000	0	24,565	24,565	0
51,895	03/26/25 B BUY	74828	100.0000	0	51,895	51,895	0
179,413	03/27/25 B BUY	8764	100.0000	0	179,413	179,413	0
1,254	03/27/25 B BUY	28601	100.0000	0	1,254	1,254	0
87,417	03/27/25 S SELL	53666	100.0000	0	87,417	87,417	0
3,301	03/27/25 B BUY	74836	100.0000	0	3,301	3,301	0
728,055	03/28/25 B BUY	8766	100.0000	0	728,055	728,055	0
44,235	03/28/25 S SELL	28610	100.0000	0	44,235	44,235	0
15,186	03/28/25 S SELL	53709	100.0000	0	15,186	15,186	0
109,704	03/28/25 B BUY	74862	100.0000	0	109,704	109,704	0
54,130	03/31/25 B BUY	8768	100.0000	0	54,130	54,130	0
4,500	03/31/25 B BUY	18907	100.0000	0	4,500	4,500	0
69,985	03/31/25 B BUY	28630	100.0000	0	69,985	69,985	0
84,533	03/31/25 S SELL	53732	100.0000	0	84,533	84,533	0
103,939	03/31/25 B BUY	74913	100.0000	0	103,939	103,939	0
592,495	04/01/25 S SELL	8771	100.0000	0	592,495	592,495	0
726,651	04/01/25 B BUY	19007	100.0000	0	726,651	726,651	0
279,479	04/01/25 S SELL	28653	100.0000	0	279,479	279,479	0
26,019	04/01/25 S SELL	53766	100.0000	0	26,019	26,019	0
191,745	04/01/25 S SELL	74964	100.0000	0	191,745	191,745	0
350,408	04/02/25 B BUY	8774	100.0000	0	350,408	350,408	0
227,342	04/02/25 S SELL	28674	100.0000	0	227,342	227,342	0
42,687	04/02/25 B BUY	53795	100.0000	0	42,687	42,687	0
653	04/02/25 S SELL	74998	100.0000	0	653	653	0
456,350	04/03/25 S SELL	8776	100.0000	0	456,350	456,350	0
235,492	04/03/25 S SELL	28696	100.0000	0	235,492	235,492	0
65,694	04/03/25 B BUY	53826	100.0000	0	65,694	65,694	0
35,449	04/03/25 B BUY	75003	100.0000	0	35,449	35,449	0
46,154	04/04/25 B BUY	8781	100.0000	0	46,154	46,154	0
498,978	04/04/25 S SELL	28717	100.0000	0	498,978	498,978	0
216,573	04/04/25 S SELL	53857	100.0000	0	216,573	216,573	0
35,369	04/04/25 B BUY	75024	100.0000	0	35,369	35,369	0
244,041	04/07/25 S SELL	8783	100.0000	0	244,041	244,041	0
262,472	04/07/25 S SELL	28731	100.0000	0	262,472	262,472	0
422,636	04/07/25 S SELL	53880	100.0000	0	422,636	422,636	0
52,861	04/07/25 B BUY	75046	100.0000	0	52,861	52,861	0
911,248	04/08/25 S SELL	8785	100.0000	0	911,248	911,248	0
99,526	04/08/25 S SELL	28743	100.0000	0	99,526	99,526	0
61,580	04/08/25 S SELL	53921	100.0000	0	61,580	61,580	0
46,049	04/08/25 S SELL	75071	100.0000	0	46,049	46,049	0
1	04/09/25 S SELL	2675	100.0000	0	1	1	0
234,457	04/09/25 S SELL	8787	100.0000	0	234,457	234,457	0
23,974	04/09/25 S SELL	28756	100.0000	0	23,974	23,974	0
79,177	04/09/25 S SELL	53950	100.0000	0	79,177	79,177	0
52,382	04/09/25 S SELL	75083	100.0000	0	52,382	52,382	0

JPMorgan Investor Services J.P.Morgan

BOILERMAKERS NATIONAL ANNUITY TRUST
E.I.N. 48-1029345 PLAN NO. 001
SCHEDULE H, LINE 4j—SCHEDULE OF REPORTABLE TRANSACTIONS (CONTINUED)
YEAR ENDED DECEMBER 31, 2025

FD495 PAGE 114
SCHEDULE H (FORM 5500 - 47-3) BANK OF LABOR - MONTHLY C 18661
SCHEDULE OF REPORTABLE TRANSACTIONS DECEMBER 31,2024
SERIES OF TRANSACTIONS IN SAME SECURITY BASE CURRENCY: USD THROUGH DECEMBER 31,2025

DESCRIPTION OF ASSET IDENTITY OF PARTY INVOLVED				BASED ON MARKET VALUE OF PURCHASE PRICE SELLING PRICE	1,250,895,877 VALUE OF EXPENSES	5% VALUE OF COST OF ASSET	62,544,793 CURRENT VALUE	NET GAIN OR (LOSS)
99,039	04/10/25	S SELL	8790	100.0000	0	99,039	99,039	0
67,410	04/10/25	B BUY	28767	100.0000	0	67,410	67,410	0
343,216	04/10/25	B BUY	53989	100.0000	0	343,216	343,216	0
55,242	04/10/25	B BUY	75101	100.0000	0	55,242	55,242	0
550,734	04/11/25	S SELL	8792	100.0000	0	550,734	550,734	0
5,378	04/11/25	B BUY	19066	100.0000	0	5,378	5,378	0
668,304	04/11/25	B BUY	28785	100.0000	0	668,304	668,304	0
127,549	04/11/25	S SELL	54012	100.0000	0	127,549	127,549	0
217,911	04/11/25	B BUY	75148	100.0000	0	217,911	217,911	0
1,063,935	04/14/25	S SELL	8794	100.0000	0	1,063,935	1,063,935	0
1,520,322	04/14/25	S SELL	19068	100.0000	0	1,520,322	1,520,322	0
1,327,699	04/14/25	B BUY	28817	100.0000	0	1,327,699	1,327,699	0
78,857	04/14/25	B BUY	54035	100.0000	0	78,857	78,857	0
97,803	04/14/25	B BUY	75159	100.0000	0	97,803	97,803	0
68,060	04/15/25	S SELL	8796	100.0000	0	68,060	68,060	0
170,635	04/15/25	B BUY	19078	100.0000	0	170,635	170,635	0
929,826	04/15/25	B BUY	28847	100.0000	0	929,826	929,826	0
71,157	04/15/25	B BUY	54058	100.0000	0	71,157	71,157	0
189,956	04/15/25	S SELL	75202	100.0000	0	189,956	189,956	0
118,380	04/16/25	S SELL	8798	100.0000	0	118,380	118,380	0
129,204	04/16/25	B BUY	28860	100.0000	0	129,204	129,204	0
21,136	04/16/25	B BUY	54081	100.0000	0	21,136	21,136	0
8,898	04/16/25	B BUY	75231	100.0000	0	8,898	8,898	0
656,347	04/17/25	S SELL	8800	100.0000	0	656,347	656,347	0
1,173,388	04/17/25	S SELL	19093	100.0000	0	1,173,388	1,173,388	0
387,899	04/17/25	B BUY	28894	100.0000	0	387,899	387,899	0
307,031	04/17/25	S SELL	54124	100.0000	0	307,031	307,031	0
15,617	04/17/25	S SELL	75256	100.0000	0	15,617	15,617	0
68,306	04/21/25	S SELL	8802	100.0000	0	68,306	68,306	0
551,629	04/21/25	S SELL	19100	100.0000	0	551,629	551,629	0
383,272	04/21/25	B BUY	29938	100.0000	0	383,272	383,272	0
31,005	04/21/25	B BUY	54153	100.0000	0	31,005	31,005	0
57,940	04/21/25	S SELL	75273	100.0000	0	57,940	57,940	0
1,081,353	04/22/25	B BUY	8804	100.0000	0	1,081,353	1,081,353	0
1,070,311	04/22/25	B BUY	19107	100.0000	0	1,070,311	1,070,311	0
114,001	04/22/25	S SELL	28964	100.0000	0	114,001	114,001	0
134,041	04/22/25	S SELL	54176	100.0000	0	134,041	134,041	0
61,017	04/22/25	S SELL	75296	100.0000	0	61,017	61,017	0
830,262	04/23/25	B BUY	8806	100.0000	0	830,262	830,262	0
144,945	04/23/25	S SELL	28976	100.0000	0	144,945	144,945	0
171,792	04/23/25	B BUY	54199	100.0000	0	171,792	171,792	0
115,264	04/23/25	B BUY	75325	100.0000	0	115,264	115,264	0
829,306	04/24/25	B BUY	8808	100.0000	0	829,306	829,306	0
6,547	04/24/25	S SELL	28986	100.0000	0	6,547	6,547	0
87,616	04/24/25	B BUY	54220	100.0000	0	87,616	87,616	0
168,345	04/24/25	S SELL	75369	100.0000	0	168,345	168,345	0
637,758	04/25/25	B BUY	8810	100.0000	0	637,758	637,758	0

JPMorgan Investor Services J.P.Morgan

BOILERMAKERS NATIONAL ANNUITY TRUST
E.I.N. 48-1029345 PLAN NO. 001
SCHEDULE H, LINE 4j—SCHEDULE OF REPORTABLE TRANSACTIONS (CONTINUED)
YEAR ENDED DECEMBER 31, 2025

FD495 — BANK OF LABOR - MONTHLY — PAGE 115
SCHEDULE H (FORM 5500 - 47-3) — C 18661
SCHEDULE OF REPORTABLE TRANSACTIONS — DECEMBER 31,2024
SERIES OF TRANSACTIONS IN SAME SECURITY — BASE CURRENCY: USD — THROUGH DECEMBER 31,2025

IDENTITY OF PARTY INVOLVED	DESCRIPTION OF ASSET		BASED ON MARKET VALUE OF PURCHASE PRICE SELLING PRICE	EXPENSES	1,250,895,877 COST OF ASSET	5% VALUE OF CURRENT VALUE	62,544,793 NET GAIN OR (LOSS)
313,824	04/25/25 B BUY	19116	100.0000	0	313,824	313,824	0
68,295	04/25/25 S SELL	28991	100.0000	0	68,295	68,295	0
38,817	04/25/25 B BUY	54247	100.0000	0	38,817	38,817	0
63,598	04/25/25 B BUY	75391	100.0000	0	63,598	63,598	0
844,192	04/28/25 B BUY	8812	100.0000	0	844,192	844,192	0
208,844	04/28/25 S SELL	29067	100.0000	0	208,844	208,844	0
54,626	04/28/25 B BUY	54276	100.0000	0	54,626	54,626	0
246,725	04/28/25 B BUY	75442	100.0000	0	246,725	246,725	0
110,293	04/29/25 B BUY	8814	100.0000	0	110,293	110,293	0
286,532	04/29/25 B BUY	29082	100.0000	0	286,532	286,532	0
34,174	04/29/25 B BUY	54311	100.0000	0	34,174	34,174	0
20,438	04/29/25 S SELL	75460	100.0000	0	20,438	20,438	0
138,230	04/30/25 S SELL	8816	100.0000	0	138,230	138,230	0
291,507	04/30/25 S SELL	29093	100.0000	0	291,507	291,507	0
49,203	04/30/25 B BUY	54334	100.0000	0	49,203	49,203	0
8,950	04/30/25 S SELL	75502	100.0000	0	8,950	8,950	0
205,176	05/01/25 B BUY	8819	100.0000	0	205,176	205,176	0
383,356	05/01/25 B BUY	19190	100.0000	0	383,356	383,356	0
280,407	05/01/25 S SELL	29112	100.0000	0	280,407	280,407	0
448	05/01/25 S SELL	54358	100.0000	0	448	448	0
94,378	05/01/25 B BUY	75524	100.0000	0	94,378	94,378	0
270,938	05/02/25 S SELL	8822	100.0000	0	270,938	270,938	0
69,699	05/02/25 S SELL	29125	100.0000	0	69,699	69,699	0
16,506	05/02/25 B BUY	54381	100.0000	0	16,506	16,506	0
89,439	05/02/25 S SELL	75573	100.0000	0	89,439	89,439	0
165,733	05/05/25 B BUY	8824	100.0000	0	165,733	165,733	0
340,487	05/05/25 S SELL	19209	100.0000	0	340,487	340,487	0
74,532	05/05/25 S SELL	29141	100.0000	0	74,532	74,532	0
92,505	05/05/25 B BUY	54404	100.0000	0	92,505	92,505	0
5,351	05/05/25 S SELL	75592	100.0000	0	5,351	5,351	0
453,178	05/06/25 B BUY	9826	100.0000	0	453,178	453,178	0
14,375	05/06/25 B BUY	19212	100.0000	0	14,375	14,375	0
293,577	05/06/25 S SELL	29154	100.0000	0	293,577	293,577	0
37,142	05/06/25 S SELL	54433	100.0000	0	37,142	37,142	0
27,149	05/06/25 B BUY	75618	100.0000	0	27,149	27,149	0
38,153	05/07/25 B BUY	8829	100.0000	0	38,153	38,153	0
1,166,960	05/07/25 S SELL	19225	100.0000	0	1,166,960	1,166,960	0
146,476	05/07/25 S SELL	29173	100.0000	0	146,476	146,476	0
48,025	05/07/25 S SELL	54456	100.0000	0	48,025	48,025	0
166,853	05/07/25 B BUY	75677	100.0000	0	166,853	166,853	0
73,101	05/08/25 B BUY	8832	100.0000	0	73,101	73,101	0
203,963	05/08/25 B BUY	29186	100.0000	0	203,963	203,963	0
21,193	05/08/25 B BUY	54479	100.0000	0	21,193	21,193	0
3,321	05/08/25 S SELL	75691	100.0000	0	3,321	3,321	0
706,831	05/09/25 S SELL	8834	100.0000	0	706,831	706,831	0
3,460	05/09/25 B BUY	29196	100.0000	0	3,460	3,460	0
6,773	05/09/25 B BUY	54502	100.0000	0	6,773	6,773	0

JPMorgan Investor Services — J.P.Morgan

BOILERMAKERS NATIONAL ANNUITY TRUST
E.I.N. 48-1029345 PLAN NO. 001
SCHEDULE H, LINE 4j—SCHEDULE OF REPORTABLE TRANSACTIONS (CONTINUED)
YEAR ENDED DECEMBER 31, 2025

FD495 — PAGE 116
SCHEDULE H (FORM 5500 - 47-3) — BANK OF LABOR - MONTHLY — C 18661
SCHEDULE OF REPORTABLE TRANSACTIONS — DECEMBER 31,2024
SERIES OF TRANSACTIONS IN SAME SECURITY — BASE CURRENCY: USD — THROUGH DECEMBER 31,2025

DESCRIPTION OF ASSET IDENTITY OF PARTY INVOLVED			BASED ON MARKET VALUE OF PURCHASE PRICE SELLING PRICE	EXPENSES	1,250,895,877 COST OF ASSET	5% VALUE OF CURRENT VALUE	62,544,793 NET GAIN OR (LOSS)
67,105	05/09/25 B BUY	75748	100.0000	0	67,105	67,105	0
91,218	05/12/25 B BUY	8836	100.0000	0	91,218	91,218	0
5,378	05/12/25 B BUY	19241	100.0000	0	5,378	5,378	0
51,584	05/12/25 S SELL	29213	100.0000	0	51,584	51,584	0
8,649	05/12/25 B BUY	54523	100.0000	0	8,649	8,649	0
24,625	05/12/25 B BUY	75782	100.0000	0	24,625	24,625	0
631,787	05/13/25 S SELL	8836	100.0000	0	631,787	631,787	0
523,500	05/13/25 B BUY	19257	100.0000	0	523,500	523,500	0
74,212	05/13/25 B BUY	29227	100.0000	0	74,212	74,212	0
204,637	05/13/25 B BUY	54546	100.0000	0	204,637	204,637	0
30,119	05/13/25 B BUY	75836	100.0000	0	30,119	30,119	0
516,587	05/14/25 S SELL	8840	100.0000	0	516,587	516,587	0
313,327	05/14/25 S SELL	29234	100.0000	0	313,327	313,327	0
38,877	05/14/25 B BUY	54569	100.0000	0	38,877	38,877	0
30,031	05/14/25 S SELL	75874	100.0000	0	30,031	30,031	0
353,802	05/15/25 S SELL	8844	100.0000	0	353,802	353,802	0
121,983	05/15/25 B BUY	19277	100.0000	0	121,983	121,983	0
438,253	05/15/25 S SELL	29258	100.0000	0	438,253	438,253	0
19,003	05/15/25 S SELL	54593	100.0000	0	19,003	19,003	0
10,034	05/15/25 S SELL	75920	100.0000	0	10,034	10,034	0
199,687	05/16/25 S SELL	8846	100.0000	0	199,687	199,687	0
182,700	05/16/25 S SELL	19288	100.0000	0	182,700	182,700	0
156,559	05/16/25 S SELL	29274	100.0000	0	156,559	156,559	0
198,994	05/16/25 B BUY	54620	100.0000	0	198,994	198,994	0
15,638	05/16/25 S SELL	75943	100.0000	0	15,638	15,638	0
48,388	05/19/25 S SELL	8849	100.0000	0	48,388	48,388	0
189,397	05/19/25 S SELL	19291	100.0000	0	189,397	189,397	0
90,085	05/19/25 S SELL	29295	100.0000	0	90,085	90,085	0
45,683	05/19/25 B BUY	54649	100.0000	0	45,683	45,683	0
6,834	05/19/25 S SELL	75957	100.0000	0	6,834	6,834	0
330,998	05/20/25 B BUY	9850	100.0000	0	330,998	330,998	0
307,858	05/20/25 B BUY	19296	100.0000	0	307,858	307,858	0
102,704	05/20/25 S SELL	29311	100.0000	0	102,704	102,704	0
99,520	05/20/25 B BUY	54676	100.0000	0	99,520	99,520	0
21,393	05/20/25 S SELL	75970	100.0000	0	21,393	21,393	0
358,806	05/21/25 S SELL	8852	100.0000	0	358,806	358,806	0
1,250	05/21/25 B BUY	19314	100.0000	0	1,250	1,250	0
493,110	05/21/25 S SELL	29328	100.0000	0	493,110	493,110	0
751	05/21/25 B BUY	54705	100.0000	0	751	751	0
2,019	05/21/25 B BUY	75990	100.0000	0	2,019	2,019	0
1,630,232	05/22/25 B BUY	8854	100.0000	0	1,630,232	1,630,232	0
583,198	05/22/25 S SELL	29360	100.0000	0	583,198	583,198	0
112,561	05/22/25 S SELL	54728	100.0000	0	112,561	112,561	0
4,276	05/22/25 S SELL	76017	100.0000	0	4,276	4,276	0
1,577,296	05/23/25 B BUY	8856	100.0000	0	1,577,296	1,577,296	0
701,759	05/23/25 S SELL	19317	100.0000	0	701,759	701,759	0
285,173	05/23/25 S SELL	29397	100.0000	0	285,173	285,173	0

JPMorgan Investor Services — J.P.Morgan

BOILERMAKERS NATIONAL ANNUITY TRUST
E.I.N. 48-1029345 PLAN NO. 001
SCHEDULE H, LINE 4j—SCHEDULE OF REPORTABLE TRANSACTIONS (CONTINUED)
YEAR ENDED DECEMBER 31, 2025

FD495 — PAGE 117
SCHEDULE H (FORM 5500 - 47-3) — BANK OF LABOR - MONTHLY — C 18661
SCHEDULE OF REPORTABLE TRANSACTIONS — DECEMBER 31,2024
SERIES OF TRANSACTIONS IN SAME SECURITY — BASE CURRENCY: USD — THROUGH DECEMBER 31,2025

DESCRIPTION OF ASSET IDENTITY OF PARTY INVOLVED				BASED ON MARKET VALUE OF PURCHASE PRICE SELLING PRICE	EXPENSES	1,250,895,877 COST OF ASSET	5% VALUE OF CURRENT VALUE	62,544,793 NET GAIN OR (LOSS)
69,398	05/23/25	B BUY	54796	100.0000	0	69,398	69,398	0
20,591	05/23/25	S SELL	76040	100.0000	0	20,591	20,591	0
1,177,969	05/27/25	B BUY	8858	100.0000	0	1,177,969	1,177,969	0
168,150	05/27/25	B BUY	19323	100.0000	0	168,150	168,150	0
203,815	05/27/25	S SELL	29426	100.0000	0	203,815	203,815	0
26,146	05/27/25	B BUY	54829	100.0000	0	26,146	26,146	0
12,180	05/27/25	B BUY	76076	100.0000	0	12,180	12,180	0
364,761	05/28/25	S SELL	8860	100.0000	0	364,761	364,761	0
200,000	05/28/25	S SELL	19340	100.0000	0	200,000	200,000	0
13,077	05/28/25	S SELL	29449	100.0000	0	13,077	13,077	0
54,175	05/28/25	B BUY	54862	100.0000	0	54,175	54,175	0
91,221	05/28/25	B BUY	76118	100.0000	0	91,221	91,221	0
196,211	05/29/25	B BUY	8862	100.0000	0	196,211	196,211	0
200,000	05/29/25	B BUY	19342	100.0000	0	200,000	200,000	0
500,073	05/29/25	S SELL	29494	100.0000	0	500,073	500,073	0
69,113	05/29/25	S SELL	54891	100.0000	0	69,113	69,113	0
2,342	05/29/25	B BUY	76149	100.0000	0	2,342	2,342	0
115,145	05/30/25	S SELL	8864	100.0000	0	115,145	115,145	0
28,630	05/30/25	B BUY	29552	100.0000	0	28,630	28,630	0
42,100	05/30/25	B BUY	54914	100.0000	0	42,100	42,100	0
84,542	05/30/25	S SELL	76195	100.0000	0	84,542	84,542	0
1,983,978	06/02/25	B BUY	8867	100.0000	0	1,983,978	1,983,978	0
1,938,181	06/02/25	B BUY	19449	100.0000	0	1,938,181	1,938,181	0
124,196	06/02/25	B BUY	29566	100.0000	0	124,196	124,196	0
1,556	06/02/25	B BUY	54938	100.0000	0	1,556	1,556	0
205,320	06/02/25	S SELL	76205	100.0000	0	205,320	205,320	0
1,315,962	06/03/25	B BUY	8869	100.0000	0	1,315,962	1,315,962	0
24,425	06/03/25	B BUY	19463	100.0000	0	24,425	24,425	0
299,665	06/03/25	B BUY	29588	100.0000	0	299,665	299,665	0
38,433	06/03/25	B BUY	54961	100.0000	0	38,433	38,433	0
45,789	06/03/25	S SELL	76232	100.0000	0	45,789	45,789	0
63,994	06/04/25	B BUY	8872	100.0000	0	63,994	63,994	0
200,000	06/04/25	S SELL	19467	100.0000	0	200,000	200,000	0
38,971	06/04/25	S SELL	29617	100.0000	0	38,971	38,971	0
50,637	06/04/25	S SELL	55004	100.0000	0	50,637	50,637	0
267,371	06/05/25	S SELL	8874	100.0000	0	267,371	267,371	0
287,281	06/05/25	S SELL	29633	100.0000	0	287,281	287,281	0
54,684	06/05/25	B BUY	55035	100.0000	0	54,684	54,684	0
7,456	06/05/25	B BUY	76237	100.0000	0	7,456	7,456	0
366,036	06/06/25	S SELL	8876	100.0000	0	366,036	366,036	0
610,933	06/06/25	B BUY	19497	100.0000	0	610,933	610,933	0
26,493	06/06/25	S SELL	29642	100.0000	0	26,493	26,493	0
35,956	06/06/25	S SELL	55058	100.0000	0	35,956	35,956	0
250,593	06/09/25	S SELL	8878	100.0000	0	250,593	250,593	0
1,383,996	06/09/25	B BUY	19503	100.0000	0	1,383,996	1,383,996	0
93,676	06/09/25	S SELL	29650	100.0000	0	93,676	93,676	0
8,016	06/09/25	B BUY	55061	100.0000	0	8,016	8,016	0

JPMorgan Investor Services — J.P.Morgan

BOILERMAKERS NATIONAL ANNUITY TRUST
E.I.N. 48-1029345 PLAN NO. 001
SCHEDULE H, LINE 4j—SCHEDULE OF REPORTABLE TRANSACTIONS (CONTINUED)
YEAR ENDED DECEMBER 31, 2025

FD495 — PAGE 118
SCHEDULE H (FORM 5500 - 47-3) — BANK OF LABOR - MONTHLY — C 18661
SCHEDULE OF REPORTABLE TRANSACTIONS — DECEMBER 31,2024
SERIES OF TRANSACTIONS IN SAME SECURITY — BASE CURRENCY: USD — THROUGH DECEMBER 31,2025

DESCRIPTION OF ASSET IDENTITY OF PARTY INVOLVED				BASED ON MARKET VALUE OF PURCHASE PRICE SELLING PRICE	EXPENSES	1,250,895,877 COST OF ASSET	5% VALUE OF CURRENT VALUE	62,544,793 NET GAIN OR (LOSS)
124,639	06/09/25	S SELL	76250	100.0000	0	124,639	124,639	0
678,296	06/10/25	S SELL	8880	100.0000	0	678,296	678,296	0
76,774	06/10/25	S SELL	29660	100.0000	0	76,774	76,774	0
18,557	06/10/25	B BUY	55104	100.0000	0	18,557	18,557	0
121,021	06/10/25	B BUY	76260	100.0000	0	121,021	121,021	0
649,865	06/11/25	S SELL	8882	100.0000	0	649,865	649,865	0
1,014,970	06/11/25	S SELL	19519	100.0000	0	1,014,970	1,014,970	0
24,997	06/11/25	S SELL	29664	100.0000	0	24,997	24,997	0
30,662	06/11/25	B BUY	55125	100.0000	0	30,662	30,662	0
46,351	06/11/25	S SELL	76274	100.0000	0	46,351	46,351	0
4,879	06/12/25	B BUY	8884	100.0000	0	4,879	4,879	0
384,016	06/12/25	S SELL	19524	100.0000	0	384,016	384,016	0
42,803	06/12/25	B BUY	29678	100.0000	0	42,803	42,803	0
8,477	06/12/25	B BUY	55148	100.0000	0	8,477	8,477	0
35,540	06/12/25	S SELL	76288	100.0000	0	35,540	35,540	0
167,083	06/13/25	B BUY	8886	100.0000	0	167,083	167,083	0
109,183	06/13/25	S SELL	29687	100.0000	0	109,183	109,183	0
137,556	06/13/25	B BUY	55167	100.0000	0	137,556	137,556	0
26,436	06/13/25	B BUY	76316	100.0000	0	26,436	26,436	0
396,969	06/16/25	B BUY	8888	100.0000	0	396,969	396,969	0
97,751	06/16/25	B BUY	19539	100.0000	0	97,751	97,751	0
22,659	06/16/25	B BUY	29703	100.0000	0	22,659	22,659	0
106,098	06/16/25	S SELL	55233	100.0000	0	106,098	106,098	0
7,743	06/16/25	B BUY	76333	100.0000	0	7,743	7,743	0
573,242	06/17/25	S SELL	8890	100.0000	0	573,242	573,242	0
399,036	06/17/25	S SELL	19550	100.0000	0	399,036	399,036	0
23,717	06/17/25	B BUY	29720	100.0000	0	23,717	23,717	0
35,421	06/17/25	B BUY	55268	100.0000	0	35,421	35,421	0
312,955	06/17/25	S SELL	76356	100.0000	0	312,955	312,955	0
359,061	06/18/25	S SELL	8892	100.0000	0	359,061	359,061	0
144,058	06/18/25	B BUY	29808	100.0000	0	144,058	144,058	0
50,498	06/18/25	S SELL	55291	100.0000	0	50,498	50,498	0
20,678	06/18/25	B BUY	76361	100.0000	0	20,678	20,678	0
91,734	06/20/25	B BUY	8894	100.0000	0	91,734	91,734	0
1,930,650	06/20/25	S SELL	19561	100.0000	0	1,930,650	1,930,650	0
390,141	06/20/25	B BUY	29823	100.0000	0	390,141	390,141	0
31,294	06/20/25	S SELL	55318	100.0000	0	31,294	31,294	0
114,790	06/20/25	B BUY	76397	100.0000	0	114,790	114,790	0
593,241	06/23/25	B BUY	8896	100.0000	0	593,241	593,241	0
56,079	06/23/25	B BUY	19579	100.0000	0	56,079	56,079	0
463,111	06/23/25	B BUY	29862	100.0000	0	463,111	463,111	0
6,425	06/23/25	B BUY	55343	100.0000	0	6,425	6,425	0
203,530	06/23/25	B BUY	76450	100.0000	0	203,530	203,530	0
1,382,239	06/24/25	B BUY	8902	100.0000	0	1,382,239	1,382,239	0
48,481	06/24/25	S SELL	29918	100.0000	0	48,481	48,481	0
78,585	06/24/25	B BUY	55368	100.0000	0	78,585	78,585	0
29,880	06/24/25	S SELL	76477	100.0000	0	29,880	29,880	0

JPMorgan Investor Services — J.P.Morgan

BOILERMAKERS NATIONAL ANNUITY TRUST
E.I.N. 48-1029345 PLAN NO. 001
SCHEDULE H, LINE 4j—SCHEDULE OF REPORTABLE TRANSACTIONS (CONTINUED)
YEAR ENDED DECEMBER 31, 2025

FD495 PAGE 119
SCHEDULE H (FORM 5500 - 47-3) BANK OF LABOR - MONTHLY C 18661
SCHEDULE OF REPORTABLE TRANSACTIONS DECEMBER 31,2024
SERIES OF TRANSACTIONS IN SAME SECURITY BASE CURRENCY: USD THROUGH DECEMBER 31,2025

DESCRIPTION OF ASSET IDENTITY OF PARTY INVOLVED				BASED ON MARKET VALUE OF PURCHASE PRICE SELLING PRICE	EXPENSES	1,250,895,877 COST OF ASSET	5% VALUE OF CURRENT VALUE	62,544,793 NET GAIN OR (LOSS)
375,319	06/25/25	B BUY	8908	100.0000	0	375,319	375,319	0
224,032	06/25/25	B BUY	19642	100.0000	0	224,032	224,032	0
157,467	06/25/25	S SELL	29961	100.0000	0	157,467	157,467	0
88,182	06/25/25	B BUY	55393	100.0000	0	88,182	88,182	0
11,711	06/25/25	B BUY	76506	100.0000	0	11,711	11,711	0
300,861	06/26/25	S SELL	8912	100.0000	0	300,861	300,861	0
258,469	06/26/25	B BUY	29994	100.0000	0	258,469	258,469	0
161,180	06/26/25	S SELL	55426	100.0000	0	161,180	161,180	0
4,226	06/26/25	B BUY	76513	100.0000	0	4,226	4,226	0
134,797	06/27/25	B BUY	8916	100.0000	0	134,797	134,797	0
514,359	06/27/25	S SELL	30041	100.0000	0	514,359	514,359	0
98,143	06/27/25	B BUY	55460	100.0000	0	98,143	98,143	0
293,070	06/27/25	B BUY	76537	100.0000	0	293,070	293,070	0
330,725	06/30/25	S SELL	8922	100.0000	0	330,725	330,725	0
30,593	06/30/25	B BUY	19668	100.0000	0	30,593	30,593	0
109,774	06/30/25	S SELL	30079	100.0000	0	109,774	109,774	0
36,617	06/30/25	B BUY	55485	100.0000	0	36,617	36,617	0
37,698	06/30/25	B BUY	76609	100.0000	0	37,698	37,698	0
5,994	07/01/25	B BUY	8926	100.0000	0	5,994	5,994	0
1,454,402	07/01/25	B BUY	19832	100.0000	0	1,454,402	1,454,402	0
530	07/01/25	S SELL	30103	100.0000	0	530	530	0
48,198	07/01/25	B BUY	55512	100.0000	0	48,198	48,198	0
7,600	07/01/25	B BUY	76630	100.0000	0	7,600	7,600	0
663,144	07/02/25	B BUY	8932	100.0000	0	663,144	663,144	0
548,311	07/02/25	S SELL	19871	100.0000	0	548,311	548,311	0
38,413	07/02/25	B BUY	30115	100.0000	0	38,413	38,413	0
20,350	07/02/25	S SELL	55535	100.0000	0	20,350	20,350	0
20,559	07/03/25	B BUY	8940	100.0000	0	20,559	20,559	0
1,076	07/03/25	S SELL	30129	100.0000	0	1,076	1,076	0
22,251	07/03/25	B BUY	55560	100.0000	0	22,251	22,251	0
36,096	07/03/25	S SELL	76669	100.0000	0	36,096	36,096	0
30,653	07/07/25	S SELL	8944	100.0000	0	30,653	30,653	0
997	07/07/25	S SELL	30135	100.0000	0	997	997	0
4,708	07/07/25	S SELL	55591	100.0000	0	4,708	4,708	0
275,519	07/07/25	S SELL	76720	100.0000	0	275,519	275,519	0
707,620	07/08/25	S SELL	8948	100.0000	0	707,620	707,620	0
226,462	07/08/25	B BUY	30149	100.0000	0	226,462	226,462	0
81,264	07/08/25	S SELL	55616	100.0000	0	81,264	81,264	0
9,352	07/08/25	B BUY	76733	100.0000	0	9,352	9,352	0
721,725	07/09/25	S SELL	8952	100.0000	0	721,725	721,725	0
444,995	07/09/25	S SELL	19933	100.0000	0	444,995	444,995	0
485,994	07/09/25	B BUY	30180	100.0000	0	485,994	485,994	0
19,392	07/09/25	B BUY	55641	100.0000	0	19,392	19,392	0
38	07/09/25	S SELL	76746	100.0000	0	38	38	0
1,016,407	07/10/25	S SELL	8956	100.0000	0	1,016,407	1,016,407	0
101,185	07/10/25	B BUY	30231	100.0000	0	101,185	101,185	0
81,416	07/10/25	B BUY	55666	100.0000	0	81,416	81,416	0

JPMorgan Investor Services J.P.Morgan

BOILERMAKERS NATIONAL ANNUITY TRUST
E.I.N. 48-1029345 PLAN NO. 001
SCHEDULE H, LINE 4j—SCHEDULE OF REPORTABLE TRANSACTIONS (CONTINUED)
YEAR ENDED DECEMBER 31, 2025

FD495 PAGE 120
SCHEDULE H (FORM 5500 - 47-3) BANK OF LABOR - MONTHLY C 18661
SCHEDULE OF REPORTABLE TRANSACTIONS DECEMBER 31,2024
SERIES OF TRANSACTIONS IN SAME SECURITY BASE CURRENCY: USD THROUGH DECEMBER 31,2025

DESCRIPTION OF ASSET IDENTITY OF PARTY INVOLVED				BASED ON MARKET VALUE OF PURCHASE PRICE SELLING PRICE	EXPENSES	1,250,895,877 COST OF ASSET	5% VALUE OF CURRENT VALUE	62,544,793 NET GAIN OR (LOSS)
11,074	07/10/25	B BUY	76753	100.0000	0	11,074	11,074	0
315,263	07/11/25	S SELL	8960	100.0000	0	315,263	315,263	0
5,378	07/11/25	B BUY	19953	100.0000	0	5,378	5,378	0
141,855	07/11/25	B BUY	30299	100.0000	0	141,855	141,855	0
13,365	07/11/25	B BUY	55691	100.0000	0	13,365	13,365	0
11,077	07/11/25	B BUY	76790	100.0000	0	11,077	11,077	0
131,830	07/14/25	S SELL	8966	100.0000	0	131,830	131,830	0
29,500	07/14/25	B BUY	19965	100.0000	0	29,500	29,500	0
2,461	07/14/25	B BUY	30323	100.0000	0	2,461	2,461	0
36,031	07/14/25	S SELL	55736	100.0000	0	36,031	36,031	0
276,817	07/14/25	S SELL	76827	100.0000	0	276,817	276,817	0
288,997	07/15/25	S SELL	8970	100.0000	0	288,997	288,997	0
73,644	07/15/25	B BUY	19992	100.0000	0	73,644	73,644	0
122,198	07/15/25	B BUY	30385	100.0000	0	122,198	122,198	0
11,310	07/15/25	B BUY	55770	100.0000	0	11,310	11,310	0
324,426	07/15/25	S SELL	76893	100.0000	0	324,426	324,426	0
773,496	07/16/25	S SELL	8974	100.0000	0	773,496	773,496	0
206,941	07/16/25	S SELL	30445	100.0000	0	206,941	206,941	0
48,194	07/16/25	S SELL	55803	100.0000	0	48,194	48,194	0
68,430	07/16/25	S SELL	76941	100.0000	0	68,430	68,430	0
769,304	07/17/25	S SELL	8978	100.0000	0	769,304	769,304	0
85,807	07/17/25	B BUY	20000	100.0000	0	85,807	85,807	0
250,162	07/17/25	S SELL	30499	100.0000	0	250,162	250,162	0
44,131	07/17/25	B BUY	55837	100.0000	0	44,131	44,131	0
43,135	07/17/25	S SELL	76980	100.0000	0	43,135	43,135	0
149,073	07/18/25	B BUY	8982	100.0000	0	149,073	149,073	0
393,947	07/18/25	S SELL	20009	100.0000	0	393,947	393,947	0
115,343	07/18/25	B BUY	30541	100.0000	0	115,343	115,343	0
71,713	07/18/25	B BUY	55880	100.0000	0	71,713	71,713	0
38,592	07/18/25	S SELL	77020	100.0000	0	38,592	38,592	0
287,387	07/21/25	S SELL	8986	100.0000	0	287,387	287,387	0
71,298	07/21/25	B BUY	20031	100.0000	0	71,298	71,298	0
100,857	07/21/25	B BUY	30561	100.0000	0	100,857	100,857	0
51,685	07/21/25	B BUY	55922	100.0000	0	51,685	51,685	0
50,779	07/21/25	S SELL	77051	100.0000	0	50,779	50,779	0
750,245	07/22/25	S SELL	8992	100.0000	0	750,245	750,245	0
36,729	07/22/25	S SELL	30571	100.0000	0	36,729	36,729	0
34,475	07/22/25	B BUY	55956	100.0000	0	34,475	34,475	0
22,973	07/22/25	S SELL	77086	100.0000	0	22,973	22,973	0
357,721	07/23/25	S SELL	8996	100.0000	0	357,721	357,721	0
162,258	07/23/25	B BUY	30595	100.0000	0	162,258	162,258	0
26,751	07/23/25	B BUY	55981	100.0000	0	26,751	26,751	0
9,596	07/23/25	S SELL	77116	100.0000	0	9,596	9,596	0
436,464	07/24/25	B BUY	9000	100.0000	0	436,464	436,464	0
90,401	07/24/25	S SELL	20085	100.0000	0	90,401	90,401	0
131,143	07/24/25	B BUY	30647	100.0000	0	131,143	131,143	0
75,148	07/24/25	B BUY	56019	100.0000	0	75,148	75,148	0

JPMorgan Investor Services J.P.Morgan

BOILERMAKERS NATIONAL ANNUITY TRUST
E.I.N. 48-1029345 PLAN NO. 001
SCHEDULE H, LINE 4j—SCHEDULE OF REPORTABLE TRANSACTIONS (CONTINUED)
YEAR ENDED DECEMBER 31, 2025

FD495 PAGE 121
SCHEDULE H (FORM 5500 - 47-3) BANK OF LABOR - MONTHLY C 18661
SCHEDULE OF REPORTABLE TRANSACTIONS DECEMBER 31,2024
SERIES OF TRANSACTIONS IN SAME SECURITY BASE CURRENCY: USD THROUGH DECEMBER 31,2025

DESCRIPTION OF ASSET IDENTITY OF PARTY INVOLVED			BASED ON MARKET VALUE OF PURCHASE PRICE SELLING PRICE	1,250,895,877 EXPENSES	5% VALUE OF COST OF ASSET	62,544,793 CURRENT VALUE	NET GAIN OR (LOSS)
3,485	07/24/25 B BUY	77153	100.0000	0	3,485	3,485	0
200,389	07/25/25 S SELL	9004	100.0000	0	200,389	200,389	0
98,455	07/25/25 S SELL	20161	100.0000	0	98,455	98,455	0
494,253	07/25/25 B BUY	30691	100.0000	0	494,253	494,253	0
28,177	07/25/25 S SELL	56043	100.0000	0	28,177	28,177	0
332,440	07/25/25 B BUY	77189	100.0000	0	332,440	332,440	0
234,115	07/28/25 S SELL	9006	100.0000	0	234,115	234,115	0
50,901	07/28/25 S SELL	30721	100.0000	0	50,901	50,901	0
14,238	07/28/25 B BUY	56068	100.0000	0	14,238	14,238	0
166,424	07/28/25 B BUY	77229	100.0000	0	166,424	166,424	0
857,897	07/29/25 S SELL	9012	100.0000	0	857,897	857,897	0
156,100	07/29/25 S SELL	30785	100.0000	0	156,100	156,100	0
45,289	07/29/25 S SELL	56093	100.0000	0	45,289	45,289	0
25,644	07/29/25 B BUY	77292	100.0000	0	25,644	25,644	0
641,750	07/30/25 S SELL	9016	100.0000	0	641,750	641,750	0
33,830	07/30/25 S SELL	30850	100.0000	0	33,830	33,830	0
4,395	07/30/25 B BUY	56116	100.0000	0	4,395	4,395	0
919,978	07/30/25 S SELL	77336	100.0000	0	919,978	919,978	0
218,249	07/31/25 S SELL	9020	100.0000	0	218,249	218,249	0
2,000	07/31/25 B BUY	20209	100.0000	0	2,000	2,000	0
207,382	07/31/25 S SELL	30919	100.0000	0	207,382	207,382	0
37,271	07/31/25 S SELL	56141	100.0000	0	37,271	37,271	0
13,926	07/31/25 S SELL	77391	100.0000	0	13,926	13,926	0
125,072	08/01/25 S SELL	9026	100.0000	0	125,072	125,072	0
93,334	08/01/25 S SELL	20315	100.0000	0	93,334	93,334	0
209,334	08/01/25 S SELL	31005	100.0000	0	209,334	209,334	0
31,123	08/01/25 B BUY	56186	100.0000	0	31,123	31,123	0
183,689	08/01/25 S SELL	77434	100.0000	0	183,689	183,689	0
151,897	08/04/25 S SELL	9032	100.0000	0	151,897	151,897	0
1,877,342	08/04/25 B BUY	20347	100.0000	0	1,877,342	1,877,342	0
61,579	08/04/25 B BUY	31044	100.0000	0	61,579	61,579	0
34,671	08/04/25 S SELL	56222	100.0000	0	34,671	34,671	0
626,622	08/04/25 B BUY	77468	100.0000	0	626,622	626,622	0
894,991	08/05/25 S SELL	9036	100.0000	0	894,991	894,991	0
50,000	08/05/25 B BUY	20351	100.0000	0	50,000	50,000	0
249,552	08/05/25 S SELL	31093	100.0000	0	249,552	249,552	0
82,335	08/05/25 B BUY	56247	100.0000	0	82,335	82,335	0
92,726	08/05/25 B BUY	77485	100.0000	0	92,726	92,726	0
326,792	08/06/25 S SELL	9044	100.0000	0	326,792	326,792	0
186,057	08/06/25 B BUY	31151	100.0000	0	186,057	186,057	0
11,652	08/06/25 S SELL	56272	100.0000	0	11,652	11,652	0
5,183	08/06/25 B BUY	77506	100.0000	0	5,183	5,183	0
197,191	08/07/25 S SELL	9048	100.0000	0	197,191	197,191	0
59,670	08/07/25 S SELL	31200	100.0000	0	59,670	59,670	0
98,510	08/07/25 B BUY	56317	100.0000	0	98,510	98,510	0
16,156	08/07/25 S SELL	77527	100.0000	0	16,156	16,156	0
2,409,683	08/08/25 B BUY	9052	100.0000	0	2,409,683	2,409,683	0

JPMorgan Investor Services J.P.Morgan

BOILERMAKERS NATIONAL ANNUITY TRUST
E.I.N. 48-1029345 PLAN NO. 001
SCHEDULE H, LINE 4j—SCHEDULE OF REPORTABLE TRANSACTIONS (CONTINUED)
YEAR ENDED DECEMBER 31, 2025

FD495 PAGE 122
SCHEDULE H (FORM 5500 - 47-3) BANK OF LABOR - MONTHLY C 18661
SCHEDULE OF REPORTABLE TRANSACTIONS DECEMBER 31,2024
SERIES OF TRANSACTIONS IN SAME SECURITY BASE CURRENCY: USD THROUGH DECEMBER 31,2025

DESCRIPTION OF ASSET IDENTITY OF PARTY INVOLVED				BASED ON MARKET VALUE OF PURCHASE PRICE SELLING PRICE	1,250,895,877 EXPENSES	5% VALUE OF COST OF ASSET	62,544,793 CURRENT VALUE	NET GAIN OR (LOSS)
30,325	08/08/25	S SELL	31376	100.0000	0	30,325	30,325	0
13,072	08/08/25	B BUY	56351	100.0000	0	13,072	13,072	0
7,673	08/08/25	B BUY	77549	100.0000	0	7,673	7,673	0
296,793	08/11/25	S SELL	9060	100.0000	0	296,793	296,793	0
72,237	08/11/25	S SELL	31407	100.0000	0	72,237	72,237	0
24,055	08/11/25	B BUY	56376	100.0000	0	24,055	24,055	0
170,875	08/11/25	B BUY	77566	100.0000	0	170,875	170,875	0
47,561	08/12/25	S SELL	9066	100.0000	0	47,561	47,561	0
1,011,743	08/12/25	S SELL	20423	100.0000	0	1,011,743	1,011,743	0
11,830	08/12/25	S SELL	31444	100.0000	0	11,830	11,830	0
90,770	08/12/25	S SELL	56413	100.0000	0	90,770	90,770	0
15,503	08/12/25	S SELL	77582	100.0000	0	15,503	15,503	0
361,055	08/13/25	S SELL	9074	100.0000	0	361,055	361,055	0
1,515,000	08/13/25	S SELL	20430	100.0000	0	1,515,000	1,515,000	0
230,837	08/13/25	S SELL	31483	100.0000	0	230,837	230,837	0
69,354	08/13/25	B BUY	56447	100.0000	0	69,354	69,354	0
17,148	08/13/25	S SELL	77604	100.0000	0	17,148	17,148	0
956	08/14/25	S SELL	9088	100.0000	0	956	956	0
15,858	08/14/25	S SELL	31505	100.0000	0	15,858	15,858	0
41,321	08/14/25	B BUY	56472	100.0000	0	41,321	41,321	0
44,348	08/14/25	B BUY	77626	100.0000	0	44,348	44,348	0
190,818	08/15/25	S SELL	9092	100.0000	0	190,818	190,818	0
1,301,090	08/15/25	B BUY	20487	100.0000	0	1,301,090	1,301,090	0
81,443	08/15/25	B BUY	31533	100.0000	0	81,443	81,443	0
30,356	08/15/25	B BUY	56505	100.0000	0	30,356	30,356	0
37,711	08/15/25	B BUY	77650	100.0000	0	37,711	37,711	0
191,832	08/18/25	S SELL	9100	100.0000	0	191,832	191,832	0
12,009	08/18/25	B BUY	31566	100.0000	0	12,009	12,009	0
1,895	08/18/25	S SELL	56539	100.0000	0	1,895	1,895	0
4,004	08/18/25	B BUY	77663	100.0000	0	4,004	4,004	0
461,102	08/19/25	S SELL	9104	100.0000	0	461,102	461,102	0
53,017	08/19/25	S SELL	31585	100.0000	0	53,017	53,017	0
5,240	08/19/25	S SELL	56564	100.0000	0	5,240	5,240	0
7,421	08/19/25	B BUY	77675	100.0000	0	7,421	7,421	0
92,924	08/20/25	S SELL	9108	100.0000	0	92,924	92,924	0
265,182	08/20/25	S SELL	20538	100.0000	0	265,182	265,182	0
26,693	08/20/25	B BUY	31601	100.0000	0	26,693	26,693	0
10,659	08/20/25	S SELL	56589	100.0000	0	10,659	10,659	0
2,715	08/20/25	B BUY	77701	100.0000	0	2,715	2,715	0
518,950	08/21/25	S SELL	9112	100.0000	0	518,950	518,950	0
2,313,749	08/21/25	B BUY	20568	100.0000	0	2,313,749	2,313,749	0
48,165	08/21/25	B BUY	31639	100.0000	0	48,165	48,165	0
316	08/21/25	S SELL	56628	100.0000	0	316	316	0
3,109	08/21/25	S SELL	77709	100.0000	0	3,109	3,109	0
422,936	08/22/25	S SELL	9116	100.0000	0	422,936	422,936	0
56,917	08/22/25	S SELL	31683	100.0000	0	56,917	56,917	0
31,662	08/22/25	S SELL	56653	100.0000	0	31,662	31,662	0

JPMorgan Investor Services J.P.Morgan

BOILERMAKERS NATIONAL ANNUITY TRUST
E.I.N. 48-1029345 PLAN NO. 001
SCHEDULE H, LINE 4j—SCHEDULE OF REPORTABLE TRANSACTIONS (CONTINUED)
YEAR ENDED DECEMBER 31, 2025

FD495 PAGE 123
SCHEDULE H (FORM 5500 - 47-3) BANK OF LABOR - MONTHLY C 18661
SCHEDULE OF REPORTABLE TRANSACTIONS DECEMBER 31,2024
SERIES OF TRANSACTIONS IN SAME SECURITY BASE CURRENCY: USD THROUGH DECEMBER 31,2025

DESCRIPTION OF ASSET IDENTITY OF PARTY INVOLVED				BASED ON MARKET VALUE OF PURCHASE PRICE SELLING PRICE	1,250,895,877 VALUE OF EXPENSES	5% VALUE OF COST OF ASSET	62,544,793 CURRENT VALUE	NET GAIN OR (LOSS)
85,253	08/22/25 S SELL	77725		100.0000	0	85,253	85,253	0
195,445	08/25/25 B BUY	9120		100.0000	0	195,445	195,445	0
443,449	08/25/25 S SELL	20650		100.0000	0	443,449	443,449	0
33,677	08/25/25 B BUY	31724		100.0000	0	33,677	33,677	0
100,463	08/25/25 B BUY	56718		100.0000	0	100,463	100,463	0
16,655	08/25/25 B BUY	77737		100.0000	0	16,655	16,655	0
101,392	08/26/25 B BUY	9124		100.0000	0	101,392	101,392	0
34,581	08/26/25 B BUY	31746		100.0000	0	34,581	34,581	0
11,927	08/26/25 B BUY	56759		100.0000	0	11,927	11,927	0
55,650	08/27/25 S SELL	9128		100.0000	0	55,650	55,650	0
12,500	08/27/25 B BUY	20676		100.0000	0	12,500	12,500	0
61,461	08/27/25 B BUY	31767		100.0000	0	61,461	61,461	0
12,509	08/27/25 B BUY	56793		100.0000	0	12,509	12,509	0
449,777	08/28/25 S SELL	9132		100.0000	0	449,777	449,777	0
1,456	08/28/25 B BUY	20678		100.0000	0	1,456	1,456	0
1,824	08/28/25 S SELL	31775		100.0000	0	1,824	1,824	0
2,539	08/28/25 B BUY	56818		100.0000	0	2,539	2,539	0
134,046	08/28/25 B BUY	77806		100.0000	0	134,046	134,046	0
221,388	08/29/25 B BUY	9136		100.0000	0	221,388	221,388	0
1,006	08/29/25 B BUY	31793		100.0000	0	1,006	1,006	0
19,514	08/29/25 B BUY	56843		100.0000	0	19,514	19,514	0
713,508	08/29/25 S SELL	77921		100.0000	0	713,508	713,508	0
219,650	09/02/25 S SELL	9142		100.0000	0	219,650	219,650	0
1,129,615	09/02/25 B BUY	20812		100.0000	0	1,129,615	1,129,615	0
15,494	09/02/25 S SELL	31809		100.0000	0	15,494	15,494	0
21,472	09/02/25 S SELL	56874		100.0000	0	21,472	21,472	0
294,401	09/02/25 B BUY	77980		100.0000	0	294,401	294,401	0
164,479	09/03/25 S SELL	9150		100.0000	0	164,479	164,479	0
56,958	09/03/25 B BUY	31829		100.0000	0	56,958	56,958	0
50,897	09/03/25 S SELL	56899		100.0000	0	50,897	50,897	0
114,270	09/03/25 B BUY	78032		100.0000	0	114,270	114,270	0
2,499,952	09/04/25 B BUY	9154		100.0000	0	2,499,952	2,499,952	0
1,137	09/04/25 S SELL	31857		100.0000	0	1,137	1,137	0
24,891	09/04/25 B BUY	56924		100.0000	0	24,891	24,891	0
46,755	09/04/25 B BUY	78077		100.0000	0	46,755	46,755	0
451,415	09/05/25 S SELL	9162		100.0000	0	451,415	451,415	0
31,160	09/05/25 B BUY	31877		100.0000	0	31,160	31,160	0
41,504	09/05/25 B BUY	56951		100.0000	0	41,504	41,504	0
35,865	09/05/25 S SELL	78127		100.0000	0	35,865	35,865	0
32,309	09/08/25 S SELL	9166		100.0000	0	32,309	32,309	0
21,750	09/08/25 B BUY	20879		100.0000	0	21,750	21,750	0
9,747	09/08/25 B BUY	31889		100.0000	0	9,747	9,747	0
18,067	09/08/25 B BUY	56976		100.0000	0	18,067	18,067	0
43,357	09/08/25 B BUY	78177		100.0000	0	43,357	43,357	0
21,866	09/09/25 B BUY	9170		100.0000	0	21,866	21,866	0
950	09/09/25 S SELL	20885		100.0000	0	950	950	0
3,619	09/09/25 S SELL	31899		100.0000	0	3,619	3,619	0

JPMorgan Investor Services J.P.Morgan

BOILERMAKERS NATIONAL ANNUITY TRUST
E.I.N. 48-1029345 PLAN NO. 001
SCHEDULE H, LINE 4j—SCHEDULE OF REPORTABLE TRANSACTIONS (CONTINUED)
YEAR ENDED DECEMBER 31, 2025

FD495 PAGE 124
SCHEDULE H (FORM 5500 - 47-3) BANK OF LABOR - MONTHLY C 18661
SCHEDULE OF REPORTABLE TRANSACTIONS DECEMBER 31,2024
SERIES OF TRANSACTIONS IN SAME SECURITY BASE CURRENCY: USD THROUGH DECEMBER 31,2025

DESCRIPTION OF ASSET IDENTITY OF PARTY INVOLVED				BASED ON MARKET VALUE OF PURCHASE PRICE SELLING PRICE	EXPENSES	1,250,895,877 COST OF ASSET	5% VALUE OF CURRENT VALUE	62,544,793 NET GAIN OR (LOSS)
40,797	09/09/25	S SELL	57009	100.0000	0	40,797	40,797	0
266,937	09/09/25	B BUY	78213	100.0000	0	266,937	266,937	0
33,903	09/10/25	S SELL	9174	100.0000	0	33,903	33,903	0
4,066	09/10/25	B BUY	31916	100.0000	0	4,066	4,066	0
8,246	09/10/25	S SELL	57043	100.0000	0	8,246	8,246	0
6,069	09/10/25	B BUY	78239	100.0000	0	6,069	6,069	0
465,228	09/11/25	S SELL	9176	100.0000	0	465,228	465,228	0
151,337	09/11/25	S SELL	31941	100.0000	0	151,337	151,337	0
13,553	09/11/25	B BUY	57068	100.0000	0	13,553	13,553	0
10,305	09/11/25	S SELL	78260	100.0000	0	10,305	10,305	0
292,913	09/12/25	S SELL	9182	100.0000	0	292,913	292,913	0
1,520,479	09/12/25	S SELL	20906	100.0000	0	1,520,479	1,520,479	0
9,668	09/12/25	B BUY	31993	100.0000	0	9,668	9,668	0
59,295	09/12/25	B BUY	57093	100.0000	0	59,295	59,295	0
29,313	09/12/25	B BUY	78283	100.0000	0	29,313	29,313	0
78,651	09/15/25	B BUY	9186	100.0000	0	78,651	78,651	0
78,399	09/15/25	B BUY	20934	100.0000	0	78,399	78,399	0
61,216	09/15/25	S SELL	32024	100.0000	0	61,216	61,216	0
24,970	09/15/25	S SELL	57140	100.0000	0	24,970	24,970	0
62,457	09/15/25	S SELL	78298	100.0000	0	62,457	62,457	0
56,879	09/16/25	S SELL	9190	100.0000	0	56,879	56,879	0
2,500	09/16/25	B BUY	20954	100.0000	0	2,500	2,500	0
20,580	09/16/25	B BUY	32043	100.0000	0	20,580	20,580	0
104,606	09/16/25	B BUY	57183	100.0000	0	104,606	104,606	0
21,414	09/16/25	B BUY	78312	100.0000	0	21,414	21,414	0
31,596	09/17/25	S SELL	9194	100.0000	0	31,596	31,596	0
841,953	09/17/25	S SELL	20964	100.0000	0	841,953	841,953	0
3,899	09/17/25	B BUY	32053	100.0000	0	3,899	3,899	0
7,184	09/17/25	S SELL	57217	100.0000	0	7,184	7,184	0
418	09/17/25	S SELL	78325	100.0000	0	418	418	0
154,624	09/18/25	B BUY	9198	100.0000	0	154,624	154,624	0
3,331	09/18/25	B BUY	32057	100.0000	0	3,331	3,331	0
19,617	09/18/25	S SELL	57242	100.0000	0	19,617	19,617	0
7,160	09/18/25	B BUY	78349	100.0000	0	7,160	7,160	0
182,553	09/19/25	B BUY	9202	100.0000	0	182,553	182,553	0
20,861	09/19/25	B BUY	57267	100.0000	0	20,861	20,861	0
24,397	09/19/25	S SELL	78394	100.0000	0	24,397	24,397	0
63,090	09/22/25	B BUY	9206	100.0000	0	63,090	63,090	0
72,197	09/22/25	B BUY	21006	100.0000	0	72,197	72,197	0
9,360	09/22/25	S SELL	57292	100.0000	0	9,360	9,360	0
24,098	09/22/25	S SELL	78452	100.0000	0	24,098	24,098	0
139,918	09/23/25	B BUY	9210	100.0000	0	139,918	139,918	0
19,131	09/23/25	B BUY	57317	100.0000	0	19,131	19,131	0
9,090	09/23/25	B BUY	78501	100.0000	0	9,090	9,090	0
4,467	09/24/25	S SELL	9214	100.0000	0	4,467	4,467	0
41,677	09/24/25	S SELL	32061	100.0000	0	41,677	41,677	0
13,499	09/24/25	S SELL	57342	100.0000	0	13,499	13,499	0

JPMorgan Investor Services J.P.Morgan

BOILERMAKERS NATIONAL ANNUITY TRUST
E.I.N. 48-1029345 PLAN NO. 001
SCHEDULE H, LINE 4j—SCHEDULE OF REPORTABLE TRANSACTIONS (CONTINUED)
YEAR ENDED DECEMBER 31, 2025

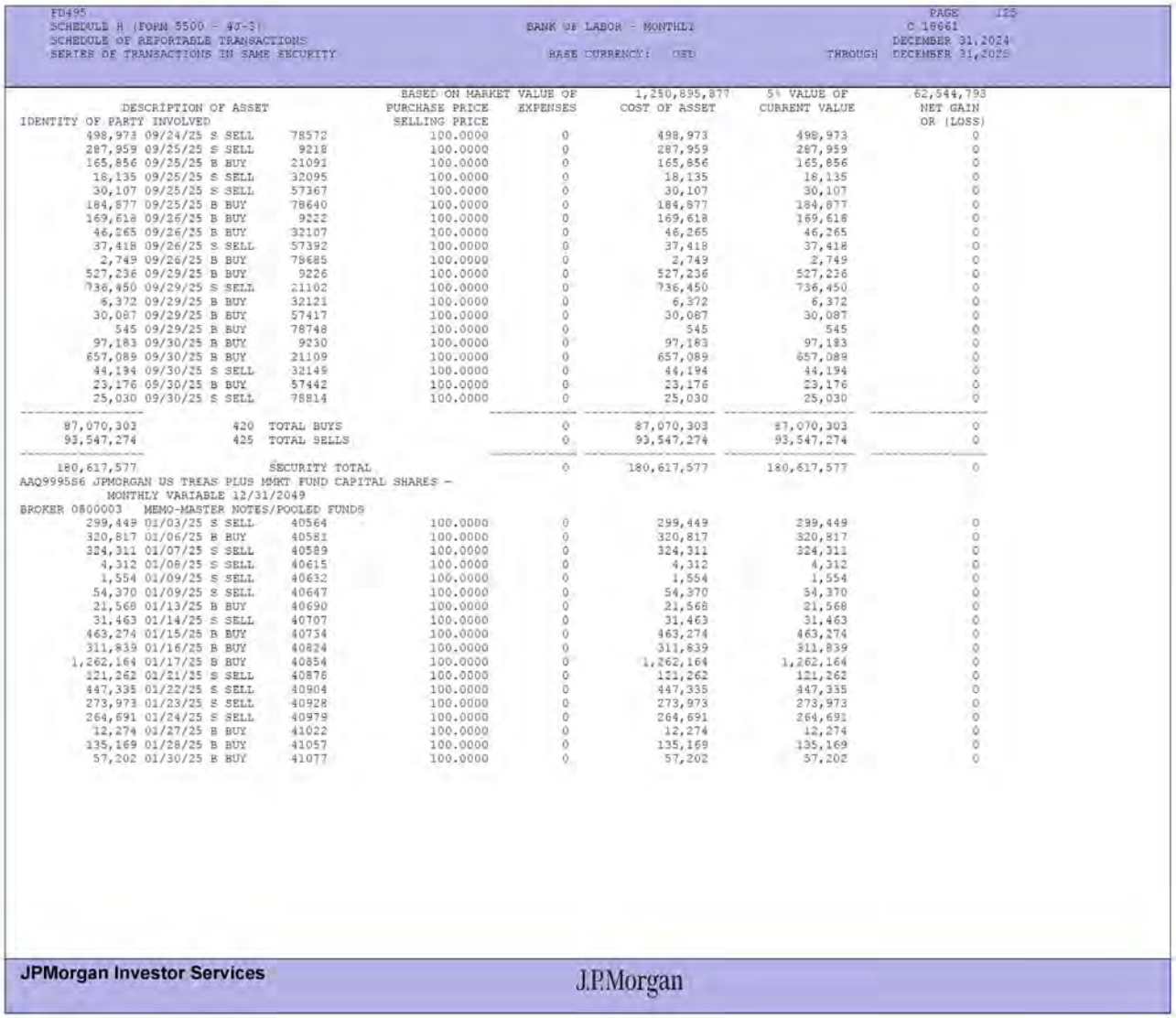

FD495 — PAGE 125
SCHEDULE H (FORM 5500 - 47-3) — BANK OF LABOR - MONTHLY — C 18661
SCHEDULE OF REPORTABLE TRANSACTIONS — BASE CURRENCY: USD — THROUGH DECEMBER 31,2025
SERIES OF TRANSACTIONS IN SAME SECURITY

IDENTITY OF PARTY INVOLVED	DESCRIPTION OF ASSET		BASED ON MARKET VALUE OF PURCHASE PRICE SELLING PRICE	1,250,895,877 EXPENSES	5% VALUE OF COST OF ASSET	CURRENT VALUE	NET GAIN OR (LOSS)
498,973	09/24/25 S SELL	78572	100.0000	0	498,973	498,973	0
287,959	09/25/25 S SELL	9218	100.0000	0	287,959	287,959	0
165,856	09/25/25 B BUY	21091	100.0000	0	165,856	165,856	0
18,135	09/25/25 S SELL	32095	100.0000	0	18,135	18,135	0
30,107	09/25/25 S SELL	57367	100.0000	0	30,107	30,107	0
184,877	09/25/25 B BUY	78640	100.0000	0	184,877	184,877	0
169,618	09/26/25 B BUY	9222	100.0000	0	169,618	169,618	0
46,265	09/26/25 B BUY	32107	100.0000	0	46,265	46,265	0
37,418	09/26/25 S SELL	57392	100.0000	0	37,418	37,418	0
2,749	09/26/25 B BUY	78685	100.0000	0	2,749	2,749	0
527,236	09/29/25 B BUY	9226	100.0000	0	527,236	527,236	0
736,450	09/29/25 S SELL	21102	100.0000	0	736,450	736,450	0
6,372	09/29/25 B BUY	32121	100.0000	0	6,372	6,372	0
30,087	09/29/25 B BUY	57417	100.0000	0	30,087	30,087	0
545	09/29/25 B BUY	78748	100.0000	0	545	545	0
97,183	09/30/25 B BUY	9230	100.0000	0	97,183	97,183	0
657,089	09/30/25 B BUY	21109	100.0000	0	657,089	657,089	0
44,194	09/30/25 S SELL	32149	100.0000	0	44,194	44,194	0
23,176	09/30/25 B BUY	57442	100.0000	0	23,176	23,176	0
25,030	09/30/25 S SELL	78814	100.0000	0	25,030	25,030	0
87,070,303		420	TOTAL BUYS	0	87,070,303	87,070,303	0
93,547,274		425	TOTAL SELLS	0	93,547,274	93,547,274	0
180,617,577			SECURITY TOTAL	0	180,617,577	180,617,577	0
AAQ999586 JPMORGAN US TREAS PLUS MMKT FUND CAPITAL SHARES - MONTHLY VARIABLE 12/31/2049							
BROKER 0800003 MEMO-MASTER NOTES/POOLED FUNDS							
299,449	01/03/25 S SELL	40564	100.0000	0	299,449	299,449	0
320,817	01/06/25 B BUY	40581	100.0000	0	320,817	320,817	0
324,311	01/07/25 S SELL	40589	100.0000	0	324,311	324,311	0
4,312	01/08/25 S SELL	40615	100.0000	0	4,312	4,312	0
1,554	01/09/25 S SELL	40632	100.0000	0	1,554	1,554	0
54,370	01/09/25 S SELL	40647	100.0000	0	54,370	54,370	0
21,568	01/13/25 B BUY	40690	100.0000	0	21,568	21,568	0
31,463	01/14/25 S SELL	40707	100.0000	0	31,463	31,463	0
463,274	01/15/25 B BUY	40734	100.0000	0	463,274	463,274	0
311,839	01/16/25 B BUY	40824	100.0000	0	311,839	311,839	0
1,262,164	01/17/25 B BUY	40854	100.0000	0	1,262,164	1,262,164	0
121,262	01/21/25 S SELL	40876	100.0000	0	121,262	121,262	0
447,335	01/22/25 S SELL	40904	100.0000	0	447,335	447,335	0
273,973	01/23/25 S SELL	40928	100.0000	0	273,973	273,973	0
264,691	01/24/25 S SELL	40979	100.0000	0	264,691	264,691	0
12,274	01/27/25 B BUY	41022	100.0000	0	12,274	12,274	0
135,169	01/28/25 B BUY	41057	100.0000	0	135,169	135,169	0
57,202	01/30/25 B BUY	41077	100.0000	0	57,202	57,202	0

JPMorgan Investor Services — J.P.Morgan

BOILERMAKERS NATIONAL ANNUITY TRUST
E.I.N. 48-1029345 PLAN NO. 001
SCHEDULE H, LINE 4j—SCHEDULE OF REPORTABLE TRANSACTIONS (CONTINUED)
YEAR ENDED DECEMBER 31, 2025

FD495 PAGE 126
SCHEDULE H (FORM 5500 - 47-3) BANK OF LABOR - MONTHLY C 18661
SCHEDULE OF REPORTABLE TRANSACTIONS DECEMBER 31,2024
SERIES OF TRANSACTIONS IN SAME SECURITY BASE CURRENCY: USD THROUGH DECEMBER 31,2025

DESCRIPTION OF ASSET IDENTITY OF PARTY INVOLVED				BASED ON MARKET VALUE OF PURCHASE PRICE SELLING PRICE	EXPENSES	1,250,895,877 COST OF ASSET	5% VALUE OF CURRENT VALUE	62,544,793 NET GAIN OR (LOSS)
55,051	01/30/25	B BUY	41092	100.0000	0	55,051	55,051	0
23,884	01/31/25	B BUY	41120	100.0000	0	23,884	23,884	0
1,039,396	02/03/25	S SELL	41215	100.0000	0	1,039,396	1,039,396	0
11,228	02/04/25	B BUY	41223	100.0000	0	11,228	11,228	0
5,421	02/05/25	B BUY	41260	100.0000	0	5,421	5,421	0
485,479	02/06/25	B BUY	41261	100.0000	0	485,479	485,479	0
38,625	02/07/25	B BUY	41317	100.0000	0	38,625	38,625	0
628,910	02/10/25	S SELL	41342	100.0000	0	628,910	628,910	0
474,716	02/11/25	B BUY	41368	100.0000	0	474,716	474,716	0
620,663	02/12/25	B BUY	41392	100.0000	0	620,663	620,663	0
160,231	02/13/25	B BUY	41417	100.0000	0	160,231	160,231	0
39,978	02/14/25	S SELL	41437	100.0000	0	39,978	39,978	0
49,965	02/18/25	B BUY	41530	100.0000	0	49,965	49,965	0
41,219	02/19/25	S SELL	41583	100.0000	0	41,219	41,219	0
276,482	02/20/25	S SELL	41625	100.0000	0	276,482	276,482	0
980,345	02/21/25	S SELL	41645	100.0000	0	980,345	980,345	0
141,992	02/24/25	B BUY	41668	100.0000	0	141,992	141,992	0
101,780	02/25/25	B BUY	41722	100.0000	0	101,780	101,780	0
245,020	02/27/25	S SELL	41754	100.0000	0	245,020	245,020	0
45,571	02/27/25	B BUY	41758	100.0000	0	45,571	45,571	0
88,557	02/28/25	B BUY	41774	100.0000	0	88,557	88,557	0
478,644	03/03/25	B BUY	41879	100.0000	0	478,644	478,644	0
140,012	03/04/25	B BUY	41894	100.0000	0	140,012	140,012	0
430,876	03/05/25	S SELL	41929	100.0000	0	430,876	430,876	0
360,356	03/06/25	B BUY	41945	100.0000	0	360,356	360,356	0
104,619	03/07/25	B BUY	41990	100.0000	0	104,619	104,619	0
233,687	03/10/25	B BUY	42020	100.0000	0	233,687	233,687	0
27,730	03/10/25	B BUY	42045	100.0000	0	27,730	27,730	0
446,997	03/12/25	S SELL	42060	100.0000	0	446,997	446,997	0
323,528	03/13/25	S SELL	42094	100.0000	0	323,528	323,528	0
486,258	03/15/25	B BUY	42187	100.0000	0	486,258	486,258	0
177,934	03/17/25	S SELL	42188	100.0000	0	177,934	177,934	0
140,056	03/18/25	S SELL	42237	100.0000	0	140,056	140,056	0
136,191	03/19/25	S SELL	42285	100.0000	0	136,191	136,191	0
516,199	03/20/25	B BUY	42311	100.0000	0	516,199	516,199	0
185,408	03/21/25	B BUY	42342	100.0000	0	185,408	185,408	0
134,272	03/24/25	S SELL	42367	100.0000	0	134,272	134,272	0
334,122	03/24/25	B BUY	42410	100.0000	0	334,122	334,122	0
785,772	03/26/25	S SELL	42433	100.0000	0	785,772	785,772	0
186,013	03/27/25	B BUY	42452	100.0000	0	186,013	186,013	0
454,813	03/28/25	S SELL	42479	100.0000	0	454,813	454,813	0
8,557	03/31/25	B BUY	42506	100.0000	0	8,557	8,557	0
94,130	04/01/25	B BUY	42604	100.0000	0	94,130	94,130	0
44,045	04/02/25	B BUY	42628	100.0000	0	44,045	44,045	0
713,648	04/03/25	B BUY	42652	100.0000	0	713,648	713,648	0
450,484	04/04/25	S SELL	42680	100.0000	0	450,484	450,484	0
220,959	04/07/25	S SELL	42710	100.0000	0	220,959	220,959	0

JPMorgan Investor Services J.P.Morgan

BOILERMAKERS NATIONAL ANNUITY TRUST
E.I.N. 48-1029345 PLAN NO. 001
SCHEDULE H, LINE 4j—SCHEDULE OF REPORTABLE TRANSACTIONS (CONTINUED)
YEAR ENDED DECEMBER 31, 2025

FD495 PAGE 127
SCHEDULE H (FORM 5500 - 47-3) BANK OF LABOR - MONTHLY C 18661
SCHEDULE OF REPORTABLE TRANSACTIONS DECEMBER 31,2024
SERIES OF TRANSACTIONS IN SAME SECURITY BASE CURRENCY: USD THROUGH DECEMBER 31,2025

IDENTITY OF PARTY INVOLVED	DESCRIPTION OF ASSET		BASED ON MARKET VALUE OF PURCHASE PRICE SELLING PRICE	EXPENSES	1,250,895,877 COST OF ASSET	5% VALUE OF CURRENT VALUE	62,544,793 NET GAIN OR (LOSS)
38,707	04/09/25 B BUY	42726	100.0000	0	38,707	38,707	0
71,072	04/09/25 S SELL	42737	100.0000	0	71,072	71,072	0
44,217	04/10/25 S SELL	42761	100.0000	0	44,217	44,217	0
11,919	04/11/25 S SELL	42797	100.0000	0	11,919	11,919	0
542,539	04/15/25 B BUY	42849	100.0000	0	542,539	542,539	0
536,255	04/15/25 B BUY	42913	100.0000	0	536,255	536,255	0
113,834	04/16/25 S SELL	42941	100.0000	0	113,834	113,834	0
24,984	04/17/25 B BUY	42967	100.0000	0	24,984	24,984	0
1,046,155	04/17/25 S SELL	42969	100.0000	0	1,046,155	1,046,155	0
71,449	04/22/25 B BUY	43051	100.0000	0	71,449	71,449	0
836,056	04/23/25 B BUY	43075	100.0000	0	836,056	836,056	0
812,943	04/23/25 S SELL	43077	100.0000	0	812,943	812,943	0
71,255	04/24/25 B BUY	43096	100.0000	0	71,255	71,255	0
261,331	04/25/25 B BUY	43134	100.0000	0	261,331	261,331	0
25,110	04/28/25 B BUY	43161	100.0000	0	25,110	25,110	0
75,805	04/29/25 B BUY	43189	100.0000	0	75,805	75,805	0
260,490	04/30/25 S SELL	43209	100.0000	0	260,490	260,490	0
561,626	05/01/25 B BUY	43294	100.0000	0	561,626	561,626	0
38,366	05/02/25 S SELL	43331	100.0000	0	38,366	38,366	0
846,352	05/05/25 S SELL	43360	100.0000	0	846,352	846,352	0
12,003	05/06/25 B BUY	43379	100.0000	0	12,003	12,003	0
59,776	05/07/25 B BUY	43414	100.0000	0	59,776	59,776	0
330,076	05/08/25 B BUY	43436	100.0000	0	330,076	330,076	0
1,250,746	05/09/25 B BUY	43455	100.0000	0	1,250,746	1,250,746	0
1,545,309	05/12/25 S SELL	43481	100.0000	0	1,545,309	1,545,309	0
293,026	05/13/25 B BUY	43529	100.0000	0	293,026	293,026	0
201,171	05/14/25 S SELL	43559	100.0000	0	201,171	201,171	0
596,335	05/15/25 B BUY	43646	100.0000	0	596,335	596,335	0
1,289,239	05/16/25 B BUY	43698	100.0000	0	1,289,239	1,289,239	0
493,808	05/19/25 S SELL	43730	100.0000	0	493,808	493,808	0
23,422	05/20/25 B BUY	43753	100.0000	0	23,422	23,422	0
365,478	05/21/25 S SELL	43774	100.0000	0	365,478	365,478	0
460,991	05/22/25 S SELL	43807	100.0000	0	460,991	460,991	0
52,116	05/23/25 S SELL	43835	100.0000	0	52,116	52,116	0
320,487	05/27/25 B BUY	43914	100.0000	0	320,487	320,487	0
3,630	05/28/25 B BUY	43939	100.0000	0	3,630	3,630	0
858,926	05/29/25 S SELL	43961	100.0000	0	858,926	858,926	0
256,848	05/30/25 S SELL	43985	100.0000	0	256,848	256,848	0
827	06/02/25 S SELL	44076	100.0000	0	827	827	0
346,443	06/03/25 B BUY	44103	100.0000	0	346,443	346,443	0
94,256	06/04/25 B BUY	44123	100.0000	0	94,256	94,256	0
517,771	06/05/25 B BUY	44146	100.0000	0	517,771	517,771	0
58,868	06/06/25 S SELL	44185	100.0000	0	58,868	58,868	0
66,188	06/09/25 S SELL	44205	100.0000	0	66,188	66,188	0
226,537	06/10/25 S SELL	44228	100.0000	0	226,537	226,537	0
706,799	06/11/25 B BUY	44253	100.0000	0	706,799	706,799	0
306,754	06/12/25 S SELL	44280	100.0000	0	306,754	306,754	0

JPMorgan Investor Services J.P.Morgan

BOILERMAKERS NATIONAL ANNUITY TRUST
E.I.N. 48-1029345 PLAN NO. 001
SCHEDULE H, LINE 4j—SCHEDULE OF REPORTABLE TRANSACTIONS (CONTINUED)
YEAR ENDED DECEMBER 31, 2025

FD495 — PAGE 128
SCHEDULE H (FORM 5500 - 47-3) — BANK OF LABOR - MONTHLY — C 18661
SCHEDULE OF REPORTABLE TRANSACTIONS — DECEMBER 31,2024
SERIES OF TRANSACTIONS IN SAME SECURITY — BASE CURRENCY: USD — THROUGH DECEMBER 31,2025

IDENTITY OF PARTY INVOLVED	DESCRIPTION OF ASSET		BASED ON MARKET VALUE OF PURCHASE PRICE SELLING PRICE	1,250,895,877 EXPENSES	5% VALUE OF COST OF ASSET	5% VALUE OF CURRENT VALUE	62,544,793 NET GAIN OR (LOSS)
646,106	06/13/25 S SELL	44355	100.0000	0	646,106	646,106	0
815,608	06/16/25 B BUY	44392	100.0000	0	815,608	815,608	0
168,387	06/17/25 B BUY	44437	100.0000	0	168,387	168,387	0
408,178	06/18/25 S SELL	44481	100.0000	0	408,178	408,178	0
659,765	06/20/25 B BUY	44525	100.0000	0	659,765	659,765	0
944,770	06/23/25 S SELL	44551	100.0000	0	944,770	944,770	0
35,016	06/24/25 B BUY	44573	100.0000	0	35,016	35,016	0
125,273	06/25/25 S SELL	44658	100.0000	0	125,273	125,273	0
496,656	06/26/25 S SELL	44695	100.0000	0	496,656	496,656	0
536,061	06/27/25 B BUY	44717	100.0000	0	536,061	536,061	0
641,465	06/30/25 S SELL	44740	100.0000	0	641,465	641,465	0
16,264	07/01/25 S SELL	44832	100.0000	0	16,264	16,264	0
38,992	07/02/25 S SELL	44867	100.0000	0	38,992	38,992	0
11,469	07/03/25 S SELL	44886	100.0000	0	11,469	11,469	0
255,736	07/07/25 B BUY	44931	100.0000	0	255,736	255,736	0
435,532	07/08/25 B BUY	44972	100.0000	0	435,532	435,532	0
450,633	07/09/25 B BUY	45006	100.0000	0	450,633	450,633	0
590,368	07/10/25 S SELL	45059	100.0000	0	590,368	590,368	0
116,399	07/11/25 B BUY	45103	100.0000	0	116,399	116,399	0
8,007	07/14/25 S SELL	45146	100.0000	0	8,007	8,007	0
707,584	07/15/25 B BUY	45347	100.0000	0	707,584	707,584	0
280,477	07/16/25 S SELL	45447	100.0000	0	280,477	280,477	0
222,623	07/17/25 S SELL	45488	100.0000	0	222,623	222,623	0
185,057	07/18/25 S SELL	45549	100.0000	0	185,057	185,057	0
154,094	07/21/25 S SELL	45612	100.0000	0	154,094	154,094	0
114,930	07/22/25 B BUY	45650	100.0000	0	114,930	114,930	0
59,947	07/23/25 S SELL	45672	100.0000	0	59,947	59,947	0
41,589	07/24/25 S SELL	45695	100.0000	0	41,589	41,589	0
214,105	07/25/25 B BUY	45786	100.0000	0	214,105	214,105	0
651,656	07/28/25 S SELL	45849	100.0000	0	651,656	651,656	0
980,405	07/29/25 B BUY	45891	100.0000	0	980,405	980,405	0
51,251	07/30/25 B BUY	45936	100.0000	0	51,251	51,251	0
1,054,913	07/31/25 S SELL	45968	100.0000	0	1,054,913	1,054,913	0
45,085	08/01/25 B BUY	46071	100.0000	0	45,085	45,085	0
617,415	08/04/25 B BUY	46117	100.0000	0	617,415	617,415	0
17,468	08/05/25 B BUY	46140	100.0000	0	17,468	17,468	0
537,434	08/06/25 S SELL	46166	100.0000	0	537,434	537,434	0
785,539	08/07/25 B BUY	46208	100.0000	0	785,539	785,539	0
964,966	08/08/25 B BUY	46246	100.0000	0	964,966	964,966	0
219,896	08/11/25 S SELL	46287	100.0000	0	219,896	219,896	0
733,161	08/12/25 S SELL	46330	100.0000	0	733,161	733,161	0
346,519	08/13/25 S SELL	46369	100.0000	0	346,519	346,519	0
606,467	08/14/25 S SELL	46396	100.0000	0	606,467	606,467	0
1,352,786	08/15/25 B BUY	46554	100.0000	0	1,352,786	1,352,786	0
102,634	08/18/25 S SELL	46685	100.0000	0	102,634	102,634	0
1,190,267	08/19/25 S SELL	46722	100.0000	0	1,190,267	1,190,267	0
125,925	08/20/25 S SELL	46768	100.0000	0	125,925	125,925	0

JPMorgan Investor Services — J.P.Morgan

BOILERMAKERS NATIONAL ANNUITY TRUST
E.I.N. 48-1029345 PLAN NO. 001
SCHEDULE H, LINE 4j—SCHEDULE OF REPORTABLE TRANSACTIONS (CONTINUED)
YEAR ENDED DECEMBER 31, 2025

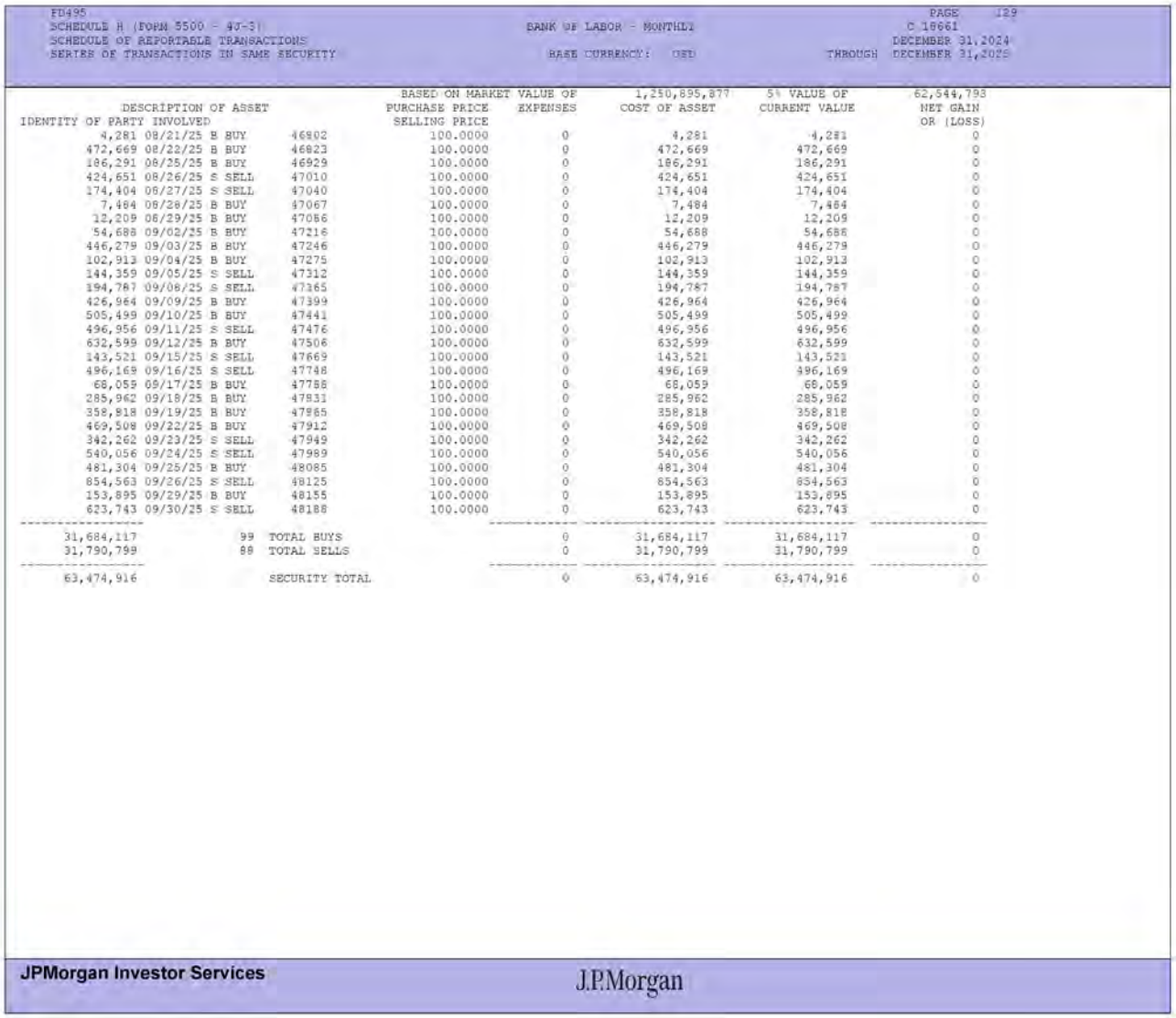

FD495 PAGE 129
SCHEDULE H (FORM 5500 - 47-3) BANK OF LABOR - MONTHLY C 18661
SCHEDULE OF REPORTABLE TRANSACTIONS DECEMBER 31,2024
SERIES OF TRANSACTIONS IN SAME SECURITY BASE CURRENCY: USD THROUGH DECEMBER 31,2025

IDENTITY OF PARTY INVOLVED	DESCRIPTION OF ASSET			BASED ON MARKET VALUE OF PURCHASE PRICE SELLING PRICE	EXPENSES	1,250,895,877 COST OF ASSET	5% VALUE OF CURRENT VALUE	62,544,793 NET GAIN OR (LOSS)
4,281	08/21/25 B BUY	46802		100.0000	0	4,281	4,281	0
472,669	08/22/25 B BUY	46823		100.0000	0	472,669	472,669	0
186,291	08/25/25 B BUY	46929		100.0000	0	186,291	186,291	0
424,651	08/26/25 S SELL	47010		100.0000	0	424,651	424,651	0
174,404	08/27/25 S SELL	47040		100.0000	0	174,404	174,404	0
7,484	08/28/25 B BUY	47067		100.0000	0	7,484	7,484	0
12,209	08/29/25 B BUY	47086		100.0000	0	12,209	12,209	0
54,688	09/02/25 B BUY	47216		100.0000	0	54,688	54,688	0
446,279	09/03/25 B BUY	47246		100.0000	0	446,279	446,279	0
102,913	09/04/25 B BUY	47275		100.0000	0	102,913	102,913	0
144,359	09/05/25 S SELL	47312		100.0000	0	144,359	144,359	0
194,787	09/08/25 S SELL	47365		100.0000	0	194,787	194,787	0
426,964	09/09/25 B BUY	47399		100.0000	0	426,964	426,964	0
505,499	09/10/25 B BUY	47441		100.0000	0	505,499	505,499	0
496,956	09/11/25 S SELL	47476		100.0000	0	496,956	496,956	0
632,599	09/12/25 B BUY	47506		100.0000	0	632,599	632,599	0
143,521	09/15/25 S SELL	47669		100.0000	0	143,521	143,521	0
496,169	09/16/25 S SELL	47748		100.0000	0	496,169	496,169	0
68,059	09/17/25 B BUY	47758		100.0000	0	68,059	68,059	0
285,962	09/18/25 B BUY	47831		100.0000	0	285,962	285,962	0
358,818	09/19/25 B BUY	47865		100.0000	0	358,818	358,818	0
469,508	09/22/25 B BUY	47912		100.0000	0	469,508	469,508	0
342,262	09/23/25 S SELL	47949		100.0000	0	342,262	342,262	0
540,056	09/24/25 S SELL	47989		100.0000	0	540,056	540,056	0
481,304	09/25/25 B BUY	48085		100.0000	0	481,304	481,304	0
854,563	09/26/25 S SELL	48125		100.0000	0	854,563	854,563	0
153,895	09/29/25 B BUY	48155		100.0000	0	153,895	153,895	0
623,743	09/30/25 S SELL	48188		100.0000	0	623,743	623,743	0
31,684,117		99	TOTAL BUYS		0	31,684,117	31,684,117	0
31,790,799		88	TOTAL SELLS		0	31,790,799	31,790,799	0
63,474,916			SECURITY TOTAL		0	63,474,916	63,474,916	0

JPMorgan Investor Services J.P.Morgan



CLA (CliftonLarsonAllen LLP) is a network member of CLA Global. See CLAglobal.com/disclaimer. Investment advisory services are offered through CliftonLarsonAllen Wealth Advisors, LLC, an SEC-registered investment advisor.

BOILERMAKERS NATIONAL ANNUITY TRUST
E.I.N. 48-1029345 PLAN NO. 001
SCHEDULE H, LINE 4j—SCHEDULE OF REPORTABLE TRANSACTIONS
YEAR ENDED DECEMBER 31, 2025

DESCRIPTION OF ASSET IDENTITY OF PARTY INVOLVED				BASED ON MARKET VALUE OF PURCHASE PRICE SELLING PRICE	EXPENSES	1,250,895,877 COST OF ASSET	5% VALUE OF CURRENT VALUE	62,544,793 NET GAIN OR (LOSS)
4812C0670 JPMORGAN US GOVERNMENT MONEY MARKET FUND OPEN-END								
MONTHLY VARIABLE 12/31/2049								
BROKER 0800003 MEMO-MASTER NOTES/POOLED FUNDS								
183,970	10/01/25	B BUY	9238	100.0000	0	183,970	183,970	0
4,604,319	10/01/25	B BUY	21323	100.0000	0	4,604,319	4,604,319	0
82,216	10/01/25	S SELL	32173	100.0000	0	82,216	82,216	0
25,955	10/01/25	B BUY	57471	100.0000	0	25,955	25,955	0
113,011	10/01/25	B BUY	78888	100.0000	0	113,011	113,011	0
1,370,283	10/02/25	S SELL	9242	100.0000	0	1,370,283	1,370,283	0
5,166	10/02/25	S SELL	21352	100.0000	0	5,166	5,166	0
11,005	10/02/25	B BUY	32181	100.0000	0	11,005	11,005	0
36,060	10/02/25	B BUY	57496	100.0000	0	36,060	36,060	0
331,693	10/02/25	S SELL	78958	100.0000	0	331,693	331,693	0
498,678	10/03/25	B BUY	9248	100.0000	0	498,678	498,678	0
1,564,117	10/03/25	S SELL	21366	100.0000	0	1,564,117	1,564,117	0
10,197	10/03/25	B BUY	32201	100.0000	0	10,197	10,197	0
10,572	10/03/25	B BUY	57546	100.0000	0	10,572	10,572	0
152,715	10/03/25	B BUY	79072	100.0000	0	152,715	152,715	0
127,016	10/06/25	S SELL	9250	100.0000	0	127,016	127,016	0
4,689,551	10/06/25	B BUY	21368	100.0000	0	4,689,551	4,689,551	0
4,994	10/06/25	B BUY	32203	100.0000	0	4,994	4,994	0
14,754	10/06/25	B BUY	57548	100.0000	0	14,754	14,754	0
241,237	10/06/25	B BUY	79074	100.0000	0	241,237	241,237	0
835,557	10/07/25	S SELL	9254	100.0000	0	835,557	835,557	0
265,520	10/07/25	B BUY	21383	100.0000	0	265,520	265,520	0
7,823	10/07/25	B BUY	57573	100.0000	0	7,823	7,823	0
129,742	10/07/25	S SELL	79097	100.0000	0	129,742	129,742	0
382,157	10/08/25	S SELL	9258	100.0000	0	382,157	382,157	0
1,775	10/08/25	B BUY	32215	100.0000	0	1,775	1,775	0
27,570	10/08/25	S SELL	57598	100.0000	0	27,570	27,570	0
19,766	10/08/25	S SELL	79115	100.0000	0	19,766	19,766	0
958,671	10/09/25	S SELL	9262	100.0000	0	958,671	958,671	0
1,221	10/09/25	B BUY	32219	100.0000	0	1,221	1,221	0
24,561	10/09/25	B BUY	57631	100.0000	0	24,561	24,561	0
132,157	10/09/25	S SELL	79141	100.0000	0	132,157	132,157	0
167,728	10/10/25	S SELL	9266	100.0000	0	167,728	167,728	0
57,454	10/10/25	B BUY	21434	100.0000	0	57,454	57,454	0
95	10/10/25	B BUY	32225	100.0000	0	95	95	0
29,758	10/10/25	S SELL	57656	100.0000	0	29,758	29,758	0
91,138	10/10/25	S SELL	79160	100.0000	0	91,138	91,138	0
553,699	10/14/25	S SELL	9272	100.0000	0	553,699	553,699	0
1,310,854	10/14/25	S SELL	21451	100.0000	0	1,310,854	1,310,854	0
2,362,985	10/14/25	B BUY	32376	100.0000	0	2,362,985	2,362,985	0
53,659	10/14/25	B BUY	57717	100.0000	0	53,659	53,659	0
47,486	10/14/25	S SELL	79231	100.0000	0	47,486	47,486	0
4,254,051	10/15/25	B BUY	9276	100.0000	0	4,254,051	4,254,051	0
1,610,474	10/15/25	B BUY	21481	100.0000	0	1,610,474	1,610,474	0

BOILERMAKERS NATIONAL ANNUITY TRUST
E.I.N. 48-1029345 PLAN NO. 001
SCHEDULE H, LINE 4j—SCHEDULE OF REPORTABLE TRANSACTIONS (CONTINUED)
YEAR ENDED DECEMBER 31, 2025

DESCRIPTION OF ASSET IDENTITY OF PARTY INVOLVED				BASED ON MARKET PURCHASE PRICE SELLING PRICE	VALUE OF EXPENSES	1,250,895,877 COST OF ASSET	5% VALUE OF CURRENT VALUE	62,544,793 NET GAIN OR (LOSS)
2,105,937	10/15/25 S SELL	32420		100.0000	0	2,105,937	2,105,937	0
11,627	10/15/25 B BUY	57751		100.0000	0	11,627	11,627	0
63,971	10/15/25 S SELL	79301		100.0000	0	63,971	63,971	0
6,204	10/16/25 S SELL	9284		100.0000	0	6,204	6,204	0
88,189	10/16/25 S SELL	32479		100.0000	0	88,189	88,189	0
136,167	10/16/25 S SELL	57790		100.0000	0	136,167	136,167	0
97,754	10/16/25 S SELL	79344		100.0000	0	97,754	97,754	0
405,947	10/17/25 B BUY	9288		100.0000	0	405,947	405,947	0
1,048,406	10/17/25 B BUY	21498		100.0000	0	1,048,406	1,048,406	0
98,510	10/17/25 S SELL	32519		100.0000	0	98,510	98,510	0
367	10/17/25 B BUY	57840		100.0000	0	367	367	0
175,801	10/17/25 B BUY	79395		100.0000	0	175,801	175,801	0
155,183	10/20/25 B BUY	9292		100.0000	0	155,183	155,183	0
1,683,832	10/20/25 S SELL	21522		100.0000	0	1,683,832	1,683,832	0
76,516	10/20/25 B BUY	32559		100.0000	0	76,516	76,516	0
6,956	10/20/25 B BUY	57863		100.0000	0	6,956	6,956	0
71,973	10/20/25 S SELL	79429		100.0000	0	71,973	71,973	0
35,622	10/21/25 B BUY	9296		100.0000	0	35,622	35,622	0
1,197,192	10/21/25 S SELL	21554		100.0000	0	1,197,192	1,197,192	0
53,966	10/21/25 B BUY	32573		100.0000	0	53,966	53,966	0
57,908	10/21/25 B BUY	57886		100.0000	0	57,908	57,908	0
65,966	10/21/25 S SELL	79456		100.0000	0	65,966	65,966	0
517,341	10/22/25 B BUY	9300		100.0000	0	517,341	517,341	0
25,342	10/22/25 B BUY	32577		100.0000	0	25,342	25,342	0
11,328	10/22/25 S SELL	57911		100.0000	0	11,328	11,328	0
60,747	10/22/25 S SELL	79471		100.0000	0	60,747	60,747	0
274,151	10/23/25 B BUY	9304		100.0000	0	274,151	274,151	0
1,074,567	10/23/25 S SELL	21558		100.0000	0	1,074,567	1,074,567	0
77,524	10/23/25 B BUY	32587		100.0000	0	77,524	77,524	0
21,171	10/23/25 S SELL	57936		100.0000	0	21,171	21,171	0
66,057	10/23/25 S SELL	79487		100.0000	0	66,057	66,057	0
641,521	10/24/25 S SELL	9308		100.0000	0	641,521	641,521	0
166,932	10/24/25 S SELL	32607		100.0000	0	166,932	166,932	0
19,041	10/24/25 B BUY	57971		100.0000	0	19,041	19,041	0
33,890	10/24/25 S SELL	79509		100.0000	0	33,890	33,890	0
607,536	10/27/25 B BUY	9312		100.0000	0	607,536	607,536	0
121,481	10/27/25 B BUY	21625		100.0000	0	121,481	121,481	0
76,210	10/27/25 B BUY	32633		100.0000	0	76,210	76,210	0
28,241	10/27/25 B BUY	57986		100.0000	0	28,241	28,241	0
95,147	10/27/25 S SELL	79538		100.0000	0	95,147	95,147	0
1,023,209	10/28/25 B BUY	9316		100.0000	0	1,023,209	1,023,209	0
1,503,724	10/28/25 S SELL	21668		100.0000	0	1,503,724	1,503,724	0
25,780	10/28/25 S SELL	32641		100.0000	0	25,780	25,780	0
51,310	10/28/25 B BUY	58011		100.0000	0	51,310	51,310	0
27,259	10/28/25 S SELL	79564		100.0000	0	27,259	27,259	0
917,876	10/29/25 S SELL	9320		100.0000	0	917,876	917,876	0
38,267	10/29/25 S SELL	32651		100.0000	0	38,267	38,267	0

BOILERMAKERS NATIONAL ANNUITY TRUST
E.I.N. 48-1029345 PLAN NO. 001
SCHEDULE H, LINE 4j—SCHEDULE OF REPORTABLE TRANSACTIONS (CONTINUED)
YEAR ENDED DECEMBER 31, 2025

DESCRIPTION OF ASSET IDENTITY OF PARTY INVOLVED			BASED ON MARKET PURCHASE PRICE SELLING PRICE	VALUE OF EXPENSES	1,250,895,877 COST OF ASSET	5% VALUE OF CURRENT VALUE	62,544,793 NET GAIN OR (LOSS)
7,199	10/29/25 B BUY	58034	100.0000	0	7,199	7,199	0
57,531	10/29/25 S SELL	79586	100.0000	0	57,531	57,531	0
419,465	10/30/25 B BUY	9324	100.0000	0	419,465	419,465	0
29,805	10/30/25 B BUY	32666	100.0000	0	29,805	29,805	0
90,408	10/30/25 S SELL	58071	100.0000	0	90,408	90,408	0
41,398	10/30/25 B BUY	79609	100.0000	0	41,398	41,398	0
1,745,190	10/31/25 B BUY	9332	100.0000	0	1,745,190	1,745,190	0
157,953	10/31/25 B BUY	32711	100.0000	0	157,953	157,953	0
54,154	10/31/25 S SELL	58132	100.0000	0	54,154	54,154	0
120,842	10/31/25 B BUY	79660	100.0000	0	120,842	120,842	0
273,687	11/03/25 B BUY	9334	100.0000	0	273,687	273,687	0
1,201,058	11/03/25 B BUY	21808	100.0000	0	1,201,058	1,201,058	0
269,161	11/03/25 B BUY	32713	100.0000	0	269,161	269,161	0
11,991	11/03/25 B BUY	58134	100.0000	0	11,991	11,991	0
71,241	11/03/25 S SELL	79662	100.0000	0	71,241	71,241	0
319,339	11/04/25 B BUY	9342	100.0000	0	319,339	319,339	0
22,569	11/04/25 S SELL	32727	100.0000	0	22,569	22,569	0
45,223	11/04/25 S SELL	58169	100.0000	0	45,223	45,223	0
30,867	11/04/25 B BUY	79691	100.0000	0	30,867	30,867	0
719,917	11/05/25 S SELL	9352	100.0000	0	719,917	719,917	0
358,905	11/05/25 S SELL	21828	100.0000	0	358,905	358,905	0
23,818	11/05/25 S SELL	32739	100.0000	0	23,818	23,818	0
71,897	11/05/25 S SELL	58205	100.0000	0	71,897	71,897	0
16,983	11/05/25 S SELL	79728	100.0000	0	16,983	16,983	0
201,792	11/06/25 S SELL	9356	100.0000	0	201,792	201,792	0
14,375	11/06/25 B BUY	21834	100.0000	0	14,375	14,375	0
6,193	11/06/25 B BUY	32762	100.0000	0	6,193	6,193	0
13,368	11/06/25 B BUY	58232	100.0000	0	13,368	13,368	0
67,110	11/06/25 B BUY	79765	100.0000	0	67,110	67,110	0
492,664	11/07/25 S SELL	9360	100.0000	0	492,664	492,664	0
864,828	11/07/25 S SELL	21859	100.0000	0	864,828	864,828	0
45,991	11/07/25 B BUY	32781	100.0000	0	45,991	45,991	0
35,592	11/07/25 S SELL	58257	100.0000	0	35,592	35,592	0
107,543	11/07/25 B BUY	79809	100.0000	0	107,543	107,543	0
117,296	11/10/25 S SELL	9368	100.0000	0	117,296	117,296	0
123,722	11/10/25 B BUY	32837	100.0000	0	123,722	123,722	0
12,270	11/10/25 B BUY	58280	100.0000	0	12,270	12,270	0
213,119	11/10/25 S SELL	79843	100.0000	0	213,119	213,119	0
890,950	11/12/25 S SELL	9376	100.0000	0	890,950	890,950	0
2,261,644	11/12/25 S SELL	21926	100.0000	0	2,261,644	2,261,644	0
537,683	11/12/25 S SELL	32939	100.0000	0	537,683	537,683	0
115,900	11/12/25 B BUY	58325	100.0000	0	115,900	115,900	0
173,180	11/12/25 B BUY	79877	100.0000	0	173,180	173,180	0
32,859	11/13/25 B BUY	9380	100.0000	0	32,859	32,859	0
1,455,141	11/13/25 B BUY	21932	100.0000	0	1,455,141	1,455,141	0
60,657	11/13/25 B BUY	32975	100.0000	0	60,657	60,657	0
12,317	11/13/25 B BUY	58350	100.0000	0	12,317	12,317	0

BOILERMAKERS NATIONAL ANNUITY TRUST
E.I.N. 48-1029345 PLAN NO. 001
SCHEDULE H, LINE 4j—SCHEDULE OF REPORTABLE TRANSACTIONS (CONTINUED)
YEAR ENDED DECEMBER 31, 2025

DESCRIPTION OF ASSET IDENTITY OF PARTY INVOLVED			BASED ON MARKET VALUE OF PURCHASE PRICE SELLING PRICE	1,250,895,877 EXPENSES	5% VALUE OF COST OF ASSET	62,544,793 CURRENT VALUE	NET GAIN OR (LOSS)
16,841	11/13/25 B BUY	79884	100.0000	0	16,841	16,841	0
118,263	11/14/25 B BUY	9384	100.0000	0	118,263	118,263	0
1,206,233	11/14/25 S SELL	21980	100.0000	0	1,206,233	1,206,233	0
54,180	11/14/25 S SELL	33028	100.0000	0	54,180	54,180	0
39,310	11/14/25 S SELL	58395	100.0000	0	39,310	39,310	0
17,453	11/14/25 B BUY	79897	100.0000	0	17,453	17,453	0
427,527	11/17/25 S SELL	9388	100.0000	0	427,527	427,527	0
214,661	11/17/25 B BUY	21984	100.0000	0	214,661	214,661	0
2,754	11/17/25 B BUY	33051	100.0000	0	2,754	2,754	0
16,435	11/17/25 S SELL	58429	100.0000	0	16,435	16,435	0
55	11/17/25 B BUY	79913	100.0000	0	55	55	0
63,949	11/18/25 S SELL	9392	100.0000	0	63,949	63,949	0
4,562	11/18/25 B BUY	21996	100.0000	0	4,562	4,562	0
79,117	11/18/25 S SELL	33072	100.0000	0	79,117	79,117	0
59,700	11/18/25 S SELL	58454	100.0000	0	59,700	59,700	0
10,254	11/18/25 B BUY	79938	100.0000	0	10,254	10,254	0
72,007	11/19/25 S SELL	9410	100.0000	0	72,007	72,007	0
1,043,872	11/19/25 S SELL	22004	100.0000	0	1,043,872	1,043,872	0
937	11/19/25 S SELL	33090	100.0000	0	937	937	0
40,040	11/19/25 S SELL	58477	100.0000	0	40,040	40,040	0
201,891	11/19/25 B BUY	79974	100.0000	0	201,891	201,891	0
526,561	11/20/25 B BUY	9398	100.0000	0	526,561	526,561	0
205,614	11/20/25 B BUY	22025	100.0000	0	205,614	205,614	0
226,810	11/20/25 S SELL	33157	100.0000	0	226,810	226,810	0
625	11/20/25 S SELL	58502	100.0000	0	625	625	0
114,681	11/20/25 B BUY	80008	100.0000	0	114,681	114,681	0
1,294,193	11/21/25 B BUY	9402	100.0000	0	1,294,193	1,294,193	0
2,517	11/21/25 B BUY	22053	100.0000	0	2,517	2,517	0
43,212	11/21/25 B BUY	33188	100.0000	0	43,212	43,212	0
72,861	11/21/25 S SELL	58567	100.0000	0	72,861	72,861	0
93,930	11/21/25 B BUY	80047	100.0000	0	93,930	93,930	0
901,212	11/24/25 B BUY	9406	100.0000	0	901,212	901,212	0
80,066	11/24/25 B BUY	33206	100.0000	0	80,066	80,066	0
1,233	11/24/25 B BUY	80077	100.0000	0	1,233	1,233	0
2,645,772	11/25/25 B BUY	9412	100.0000	0	2,645,772	2,645,772	0
233,626	11/25/25 S SELL	22140	100.0000	0	233,626	233,626	0
52,236	11/25/25 S SELL	33226	100.0000	0	52,236	52,236	0
132,764	11/25/25 B BUY	58624	100.0000	0	132,764	132,764	0
69,306	11/25/25 S SELL	80109	100.0000	0	69,306	69,306	0
60,125	11/26/25 S SELL	9416	100.0000	0	60,125	60,125	0
38,419	11/26/25 B BUY	33270	100.0000	0	38,419	38,419	0
10,048	11/26/25 S SELL	58659	100.0000	0	10,048	10,048	0
130,664	11/26/25 S SELL	80167	100.0000	0	130,664	130,664	0
500,913	11/28/25 B BUY	9420	100.0000	0	500,913	500,913	0
33,843	11/28/25 S SELL	33298	100.0000	0	33,843	33,843	0
38,297	11/28/25 S SELL	58717	100.0000	0	38,297	38,297	0
3,777	11/28/25 B BUY	80241	100.0000	0	3,777	3,777	0

BOILERMAKERS NATIONAL ANNUITY TRUST
E.I.N. 48-1029345 PLAN NO. 001
SCHEDULE H, LINE 4j—SCHEDULE OF REPORTABLE TRANSACTIONS (CONTINUED)
YEAR ENDED DECEMBER 31, 2025

DESCRIPTION OF ASSET IDENTITY OF PARTY INVOLVED				BASED ON MARKET PURCHASE PRICE SELLING PRICE	VALUE OF EXPENSES	1,250,895,877 COST OF ASSET	5% VALUE OF CURRENT VALUE	62,544,793 NET GAIN OR (LOSS)
370,081	12/01/25 S SELL	9426		100.0000	0	370,081	370,081	0
2,905,595	12/01/25 B BUY	22306		100.0000	0	2,905,595	2,905,595	0
62,434	12/01/25 B BUY	33316		100.0000	0	62,434	62,434	0
32,064	12/01/25 B BUY	58751		100.0000	0	32,064	32,064	0
5,377	12/01/25 B BUY	80309		100.0000	0	5,377	5,377	0
1,667,713	12/02/25 B BUY	9436		100.0000	0	1,667,713	1,667,713	0
462,164	12/02/25 S SELL	22336		100.0000	0	462,164	462,164	0
18,381	12/02/25 B BUY	33346		100.0000	0	18,381	18,381	0
70,868	12/02/25 S SELL	58780		100.0000	0	70,868	70,868	0
1,036	12/02/25 B BUY	80423		100.0000	0	1,036	1,036	0
246,107	12/03/25 S SELL	9440		100.0000	0	246,107	246,107	0
88,236	12/03/25 B BUY	33376		100.0000	0	88,236	88,236	0
20,882	12/03/25 B BUY	58805		100.0000	0	20,882	20,882	0
19,433	12/03/25 S SELL	80485		100.0000	0	19,433	19,433	0
798,940	12/04/25 B BUY	9444		100.0000	0	798,940	798,940	0
101,033	12/04/25 B BUY	22338		100.0000	0	101,033	101,033	0
5,095	12/04/25 S SELL	33410		100.0000	0	5,095	5,095	0
24,870	12/04/25 S SELL	58844		100.0000	0	24,870	24,870	0
302,312	12/04/25 B BUY	80572		100.0000	0	302,312	302,312	0
4,049	12/05/25 S SELL	9448		100.0000	0	4,049	4,049	0
732,635	12/05/25 B BUY	22386		100.0000	0	732,635	732,635	0
39,082	12/05/25 B BUY	33424		100.0000	0	39,082	39,082	0
7,338	12/05/25 S SELL	58878		100.0000	0	7,338	7,338	0
120,041	12/05/25 B BUY	80631		100.0000	0	120,041	120,041	0
73,154	12/08/25 S SELL	9452		100.0000	0	73,154	73,154	0
51,984	12/08/25 B BUY	33436		100.0000	0	51,984	51,984	0
10,018	12/08/25 S SELL	58903		100.0000	0	10,018	10,018	0
57,011	12/08/25 S SELL	80661		100.0000	0	57,011	57,011	0
611,288	12/09/25 S SELL	9456		100.0000	0	611,288	611,288	0
1,010,889	12/09/25 S SELL	22394		100.0000	0	1,010,889	1,010,889	0
37,763	12/09/25 B BUY	33453		100.0000	0	37,763	37,763	0
40,625	12/09/25 S SELL	58928		100.0000	0	40,625	40,625	0
1,820	12/09/25 S SELL	80694		100.0000	0	1,820	1,820	0
256,909	12/10/25 S SELL	9460		100.0000	0	256,909	256,909	0
114,996	12/10/25 S SELL	22400		100.0000	0	114,996	114,996	0
37,903	12/10/25 B BUY	33462		100.0000	0	37,903	37,903	0
17,360	12/10/25 S SELL	58953		100.0000	0	17,360	17,360	0
6,009	12/10/25 B BUY	80726		100.0000	0	6,009	6,009	0
20,976	12/11/25 B BUY	9464		100.0000	0	20,976	20,976	0
578,056	12/11/25 S SELL	22413		100.0000	0	578,056	578,056	0
214,843	12/11/25 B BUY	33502		100.0000	0	214,843	214,843	0
87,496	12/11/25 B BUY	58978		100.0000	0	87,496	87,496	0
26,791	12/11/25 B BUY	80770		100.0000	0	26,791	26,791	0
102,281	12/12/25 S SELL	9468		100.0000	0	102,281	102,281	0
5,366	12/12/25 B BUY	22450		100.0000	0	5,366	5,366	0
62,172	12/12/25 B BUY	33520		100.0000	0	62,172	62,172	0
49,437	12/12/25 B BUY	59003		100.0000	0	49,437	49,437	0

BOILERMAKERS NATIONAL ANNUITY TRUST
E.I.N. 48-1029345 PLAN NO. 001
SCHEDULE H, LINE 4j—SCHEDULE OF REPORTABLE TRANSACTIONS (CONTINUED)
YEAR ENDED DECEMBER 31, 2025

DESCRIPTION OF ASSET IDENTITY OF PARTY INVOLVED				BASED ON MARKET PURCHASE PRICE SELLING PRICE	VALUE OF EXPENSES	1,250,895,877 COST OF ASSET	5% VALUE OF CURRENT VALUE	62,544,793 NET GAIN OR (LOSS)
99,667	12/12/25 S SELL	80814		100.0000	0	99,667	99,667	0
128,575	12/15/25 B BUY	9477		100.0000	0	128,575	128,575	0
227,701	12/15/25 B BUY	22503		100.0000	0	227,701	227,701	0
156,364	12/15/25 S SELL	33567		100.0000	0	156,364	156,364	0
106,846	12/15/25 S SELL	59044		100.0000	0	106,846	106,846	0
65,539	12/15/25 S SELL	80863		100.0000	0	65,539	65,539	0
365,137	12/16/25 S SELL	9484		100.0000	0	365,137	365,137	0
97,084	12/16/25 B BUY	33615		100.0000	0	97,084	97,084	0
14,759	12/16/25 B BUY	59076		100.0000	0	14,759	14,759	0
63,886	12/16/25 B BUY	80915		100.0000	0	63,886	63,886	0
315,553	12/17/25 S SELL	9493		100.0000	0	315,553	315,553	0
892	12/17/25 B BUY	22546		100.0000	0	892	892	0
68,814	12/17/25 B BUY	33662		100.0000	0	68,814	68,814	0
24,242	12/17/25 S SELL	59108		100.0000	0	24,242	24,242	0
20,199	12/17/25 S SELL	80953		100.0000	0	20,199	20,199	0
475,342	12/18/25 B BUY	9500		100.0000	0	475,342	475,342	0
817,101	12/18/25 S SELL	22555		100.0000	0	817,101	817,101	0
78,821	12/18/25 B BUY	33715		100.0000	0	78,821	78,821	0
93,510	12/18/25 S SELL	59114		100.0000	0	93,510	93,510	0
44,661	12/18/25 B BUY	80995		100.0000	0	44,661	44,661	0
975,651	12/19/25 B BUY	9505		100.0000	0	975,651	975,651	0
12,952	12/19/25 B BUY	22560		100.0000	0	12,952	12,952	0
14,039	12/19/25 S SELL	33756		100.0000	0	14,039	14,039	0
80,234	12/19/25 B BUY	59140		100.0000	0	80,234	80,234	0
153,149	12/19/25 B BUY	81109		100.0000	0	153,149	153,149	0
4,627,595	12/22/25 B BUY	9512		100.0000	0	4,627,595	4,627,595	0
894,018	12/22/25 S SELL	22587		100.0000	0	894,018	894,018	0
141,603	12/22/25 S SELL	33792		100.0000	0	141,603	141,603	0
52,406	12/22/25 B BUY	59168		100.0000	0	52,406	52,406	0
1,976,325	12/22/25 B BUY	81184		100.0000	0	1,976,325	1,976,325	0
15,435,433	12/23/25 B BUY	9525		100.0000	0	15,435,433	15,435,433	0
6,313,685	12/23/25 B BUY	22613		100.0000	0	6,313,685	6,313,685	0
156,841	12/23/25 B BUY	33815		100.0000	0	156,841	156,841	0
38,869	12/23/25 B BUY	59194		100.0000	0	38,869	38,869	0
2,433,519	12/23/25 S SELL	81292		100.0000	0	2,433,519	2,433,519	0
9,796,694	12/24/25 S SELL	9530		100.0000	0	9,796,694	9,796,694	0
792,484	12/24/25 S SELL	22665		100.0000	0	792,484	792,484	0
30,762	12/24/25 S SELL	33838		100.0000	0	30,762	30,762	0
33,871	12/24/25 B BUY	59218		100.0000	0	33,871	33,871	0
55,999	12/24/25 B BUY	81326		100.0000	0	55,999	55,999	0
6,002,522	12/26/25 S SELL	9548		100.0000	0	6,002,522	6,002,522	0
157,932	12/26/25 B BUY	22689		100.0000	0	157,932	157,932	0
17,216	12/26/25 S SELL	33848		100.0000	0	17,216	17,216	0
47,120	12/26/25 S SELL	59277		100.0000	0	47,120	47,120	0
3,730	12/26/25 S SELL	81335		100.0000	0	3,730	3,730	0
131,522	12/29/25 S SELL	9555		100.0000	0	131,522	131,522	0
33,516	12/29/25 S SELL	33864		100.0000	0	33,516	33,516	0

BOILERMAKERS NATIONAL ANNUITY TRUST
E.I.N. 48-1029345 PLAN NO. 001
SCHEDULE H, LINE 4j—SCHEDULE OF REPORTABLE TRANSACTIONS (CONTINUED)
YEAR ENDED DECEMBER 31, 2025

DESCRIPTION OF ASSET IDENTITY OF PARTY INVOLVED			BASED ON MARKET VALUE OF PURCHASE PRICE SELLING PRICE	1,250,895,877 EXPENSES	5% VALUE OF COST OF ASSET	62,544,793 CURRENT VALUE	NET GAIN OR (LOSS)
63,227	12/29/25 S SELL	59326	100.0000	0	63,227	63,227	0
97	12/29/25 S SELL	81359	100.0000	0	97	97	0
202,639	12/30/25 S SELL	9560	100.0000	0	202,639	202,639	0
6,248	12/30/25 B BUY	22700	100.0000	0	6,248	6,248	0
14,247	12/30/25 S SELL	33878	100.0000	0	14,247	14,247	0
24,807	12/30/25 S SELL	59361	100.0000	0	24,807	24,807	0
9,435	12/30/25 S SELL	81376	100.0000	0	9,435	9,435	0
1,018,337	12/31/25 B BUY	9565	100.0000	0	1,018,337	1,018,337	0
324,024	12/31/25 B BUY	22843	100.0000	0	324,024	324,024	0
7,241	12/31/25 S SELL	33895	100.0000	0	7,241	7,241	0
12,303	12/31/25 S SELL	59403	100.0000	0	12,303	12,303	0
698	12/31/25 S SELL	81412	100.0000	0	698	698	0
78,243,087	151	TOTAL BUYS		0	78,243,087	78,243,087	0
56,468,706	140	TOTAL SELLS		0	56,468,706	56,468,706	0
134,711,793		SECURITY TOTAL		0	134,711,793	134,711,793	0
46699A9A6 JPMORGAN US GOVT MMKT FUND CAPITAL SHARES - FUND							
MONTHLY VARIABLE 12/31/2049							
BROKER 0800003 MEMO-MASTER NOTES/POOLED FUNDS							
0	01/02/25 B BUY	2666	100.0000	0	0	0	0
360,112	01/02/25 B BUY	8620	100.0000	0	360,112	360,112	0
594,120	01/02/25 B BUY	18327	100.0000	0	594,120	594,120	0
12,325	01/02/25 B BUY	27637	100.0000	0	12,325	12,325	0
29,576	01/02/25 S SELL	52068	100.0000	0	29,576	29,576	0
2,216	01/02/25 S SELL	73728	100.0000	0	2,216	2,216	0
416,484	01/03/25 S SELL	8622	100.0000	0	416,484	416,484	0
642,563	01/03/25 S SELL	18338	100.0000	0	642,563	642,563	0
455	01/03/25 B BUY	27638	100.0000	0	455	455	0
30,321	01/03/25 S SELL	52087	100.0000	0	30,321	30,321	0
1,569	01/03/25 B BUY	73746	100.0000	0	1,569	1,569	0
165,193	01/06/25 B BUY	8624	100.0000	0	165,193	165,193	0
89,550	01/06/25 B BUY	52110	100.0000	0	89,550	89,550	0
4,951	01/06/25 S SELL	73764	100.0000	0	4,951	4,951	0
571,234	01/07/25 S SELL	8626	100.0000	0	571,234	571,234	0
94,257	01/07/25 S SELL	27645	100.0000	0	94,257	94,257	0
59,892	01/07/25 B BUY	52135	100.0000	0	59,892	59,892	0
7,333	01/07/25 S SELL	73779	100.0000	0	7,333	7,333	0
9,170	01/08/25 S SELL	8628	100.0000	0	9,170	9,170	0
993,035	01/08/25 B BUY	18367	100.0000	0	993,035	993,035	0
6,505	01/08/25 S SELL	27655	100.0000	0	6,505	6,505	0
92,878	01/08/25 S SELL	52158	100.0000	0	92,878	92,878	0
1,507	01/08/25 S SELL	73792	100.0000	0	1,507	1,507	0
460,538	01/09/25 S SELL	8630	100.0000	0	460,538	460,538	0
780,752	01/09/25 S SELL	18382	100.0000	0	780,752	780,752	0
17,629	01/09/25 S SELL	27661	100.0000	0	17,629	17,629	0

BOILERMAKERS NATIONAL ANNUITY TRUST
E.I.N. 48-1029345 PLAN NO. 001
SCHEDULE H, LINE 4j—SCHEDULE OF REPORTABLE TRANSACTIONS (CONTINUED)
YEAR ENDED DECEMBER 31, 2025

DESCRIPTION OF ASSET IDENTITY OF PARTY INVOLVED				BASED ON MARKET PURCHASE PRICE SELLING PRICE	VALUE OF EXPENSES	1,250,895,877 COST OF ASSET	5% VALUE OF CURRENT VALUE	62,544,793 NET GAIN OR (LOSS)
6,777	01/09/25 S SELL	52181		100.0000	0	6,777	6,777	0
4,342	01/09/25 S SELL	73842		100.0000	0	4,342	4,342	0
2,293	01/10/25 B BUY	18383		100.0000	0	2,293	2,293	0
2,184	01/10/25 B BUY	52204		100.0000	0	2,184	2,184	0
14,675	01/10/25 B BUY	73893		100.0000	0	14,675	14,675	0
1,036,358	01/13/25 S SELL	8635		100.0000	0	1,036,358	1,036,358	0
249,757	01/13/25 S SELL	18398		100.0000	0	249,757	249,757	0
19,652	01/13/25 S SELL	27667		100.0000	0	19,652	19,652	0
198,530	01/13/25 S SELL	52227		100.0000	0	198,530	198,530	0
133,513	01/13/25 S SELL	73946		100.0000	0	133,513	133,513	0
858,308	01/14/25 S SELL	8639		100.0000	0	858,308	858,308	0
7,561	01/14/25 S SELL	27671		100.0000	0	7,561	7,561	0
8,499	01/14/25 S SELL	52250		100.0000	0	8,499	8,499	0
39,391	01/14/25 S SELL	73986		100.0000	0	39,391	39,391	0
251,505	01/15/25 S SELL	8642		100.0000	0	251,505	251,505	0
85,708	01/15/25 B BUY	18403		100.0000	0	85,708	85,708	0
33,101	01/15/25 S SELL	27686		100.0000	0	33,101	33,101	0
90,374	01/15/25 B BUY	52297		100.0000	0	90,374	90,374	0
17,800	01/15/25 S SELL	74023		100.0000	0	17,800	17,800	0
206,500	01/16/25 S SELL	8645		100.0000	0	206,500	206,500	0
4,399	01/16/25 S SELL	27702		100.0000	0	4,399	4,399	0
189,396	01/16/25 B BUY	52338		100.0000	0	189,396	189,396	0
132,278	01/16/25 S SELL	74046		100.0000	0	132,278	132,278	0
525,443	01/17/25 S SELL	8647		100.0000	0	525,443	525,443	0
15,823	01/17/25 S SELL	18416		100.0000	0	15,823	15,823	0
393,978	01/17/25 B BUY	27730		100.0000	0	393,978	393,978	0
15,098	01/17/25 B BUY	52361		100.0000	0	15,098	15,098	0
11,025	01/17/25 S SELL	74070		100.0000	0	11,025	11,025	0
296	01/21/25 B BUY	2667		100.0000	0	296	296	0
32,967	01/21/25 S SELL	8649		100.0000	0	32,967	32,967	0
79,358	01/21/25 B BUY	18419		100.0000	0	79,358	79,358	0
373,014	01/21/25 B BUY	27760		100.0000	0	373,014	373,014	0
101,424	01/21/25 B BUY	52388		100.0000	0	101,424	101,424	0
222,456	01/21/25 B BUY	74113		100.0000	0	222,456	222,456	0
69,372	01/22/25 S SELL	8651		100.0000	0	69,372	69,372	0
499,462	01/22/25 B BUY	27777		100.0000	0	499,462	499,462	0
91,603	01/22/25 B BUY	52411		100.0000	0	91,603	91,603	0
10,982	01/22/25 B BUY	74124		100.0000	0	10,982	10,982	0
620,126	01/23/25 B BUY	8653		100.0000	0	620,126	620,126	0
91,626	01/23/25 B BUY	18426		100.0000	0	91,626	91,626	0
38,887	01/23/25 S SELL	27799		100.0000	0	38,887	38,887	0
14,308	01/23/25 B BUY	52432		100.0000	0	14,308	14,308	0
9,296	01/23/25 B BUY	74134		100.0000	0	9,296	9,296	0
449,616	01/24/25 S SELL	8656		100.0000	0	449,616	449,616	0
105,104	01/24/25 S SELL	27822		100.0000	0	105,104	105,104	0
49,016	01/24/25 B BUY	52455		100.0000	0	49,016	49,016	0
388,024	01/27/25 S SELL	8658		100.0000	0	388,024	388,024	0

BOILERMAKERS NATIONAL ANNUITY TRUST
E.I.N. 48-1029345 PLAN NO. 001
SCHEDULE H, LINE 4j—SCHEDULE OF REPORTABLE TRANSACTIONS (CONTINUED)
YEAR ENDED DECEMBER 31, 2025

DESCRIPTION OF ASSET IDENTITY OF PARTY INVOLVED				BASED ON MARKET PURCHASE PRICE SELLING PRICE	VALUE OF EXPENSES	1,250,895,877 COST OF ASSET	5% VALUE OF CURRENT VALUE	62,544,793 NET GAIN OR (LOSS)
205,246	01/27/25 S SELL	18433		100.0000	0	205,246	205,246	0
61,756	01/27/25 S SELL	27854		100.0000	0	61,756	61,756	0
5,511	01/27/25 B BUY	52478		100.0000	0	5,511	5,511	0
37,721	01/27/25 B BUY	74161		100.0000	0	37,721	37,721	0
242,900	01/28/25 B BUY	8660		100.0000	0	242,900	242,900	0
1,228,106	01/28/25 B BUY	27912		100.0000	0	1,228,106	1,228,106	0
60,621	01/28/25 S SELL	52501		100.0000	0	60,621	60,621	0
49,551	01/28/25 B BUY	74194		100.0000	0	49,551	49,551	0
83,482	01/29/25 S SELL	8662		100.0000	0	83,482	83,482	0
49,708	01/29/25 B BUY	27949		100.0000	0	49,708	49,708	0
38,409	01/29/25 B BUY	52524		100.0000	0	38,409	38,409	0
24,496	01/29/25 B BUY	74211		100.0000	0	24,496	24,496	0
1,127	01/30/25 S SELL	8664		100.0000	0	1,127	1,127	0
583,628	01/30/25 S SELL	27991		100.0000	0	583,628	583,628	0
32,142	01/30/25 S SELL	52543		100.0000	0	32,142	32,142	0
9,428	01/30/25 S SELL	74222		100.0000	0	9,428	9,428	0
21,665	01/31/25 B BUY	8669		100.0000	0	21,665	21,665	0
2,000	01/31/25 B BUY	18507		100.0000	0	2,000	2,000	0
393,807	01/31/25 B BUY	28022		100.0000	0	393,807	393,807	0
1,424	01/31/25 B BUY	52572		100.0000	0	1,424	1,424	0
28,330	01/31/25 S SELL	74242		100.0000	0	28,330	28,330	0
0	02/03/25 B BUY	2670		100.0000	0	0	0	0
411,239	02/03/25 B BUY	8672		100.0000	0	411,239	411,239	0
230,039	02/03/25 B BUY	18509		100.0000	0	230,039	230,039	0
307,440	02/03/25 S SELL	28050		100.0000	0	307,440	307,440	0
14,417	02/03/25 S SELL	52614		100.0000	0	14,417	14,417	0
45,870	02/03/25 S SELL	74255		100.0000	0	45,870	45,870	0
61,102	02/04/25 B BUY	8675		100.0000	0	61,102	61,102	0
19,510	02/04/25 S SELL	18520		100.0000	0	19,510	19,510	0
28,924	02/04/25 S SELL	28062		100.0000	0	28,924	28,924	0
89,662	02/04/25 S SELL	52645		100.0000	0	89,662	89,662	0
57,153	02/04/25 S SELL	74278		100.0000	0	57,153	57,153	0
167,018	02/05/25 S SELL	8677		100.0000	0	167,018	167,018	0
77,089	02/05/25 S SELL	28073		100.0000	0	77,089	77,089	0
100,573	02/05/25 B BUY	52668		100.0000	0	100,573	100,573	0
29,032	02/05/25 S SELL	74299		100.0000	0	29,032	29,032	0
680,662	02/06/25 S SELL	8681		100.0000	0	680,662	680,662	0
39,350	02/06/25 S SELL	28084		100.0000	0	39,350	39,350	0
83,793	02/06/25 B BUY	52693		100.0000	0	83,793	83,793	0
209,430	02/06/25 S SELL	74347		100.0000	0	209,430	209,430	0
392,435	02/07/25 S SELL	8683		100.0000	0	392,435	392,435	0
13,057	02/07/25 B BUY	28098		100.0000	0	13,057	13,057	0
28,291	02/07/25 B BUY	52716		100.0000	0	28,291	28,291	0
25,517	02/07/25 B BUY	74374		100.0000	0	25,517	25,517	0
172,830	02/10/25 S SELL	8685		100.0000	0	172,830	172,830	0
25,000	02/10/25 B BUY	18548		100.0000	0	25,000	25,000	0
29,110	02/10/25 S SELL	28104		100.0000	0	29,110	29,110	0

BOILERMAKERS NATIONAL ANNUITY TRUST
E.I.N. 48-1029345 PLAN NO. 001
SCHEDULE H, LINE 4j—SCHEDULE OF REPORTABLE TRANSACTIONS (CONTINUED)
YEAR ENDED DECEMBER 31, 2025

DESCRIPTION OF ASSET IDENTITY OF PARTY INVOLVED				BASED ON MARKET PURCHASE PRICE SELLING PRICE	VALUE OF EXPENSES	1,250,895,877 COST OF ASSET	5% VALUE OF CURRENT VALUE	62,544,793 NET GAIN OR (LOSS)
69,585	02/10/25 S SELL	52743		100.0000	0	69,585	69,585	0
679,487	02/10/25 S SELL	74407		100.0000	0	679,487	679,487	0
902,741	02/11/25 S SELL	8687		100.0000	0	902,741	902,741	0
763	02/11/25 S SELL	28118		100.0000	0	763	763	0
58,912	02/11/25 B BUY	52772		100.0000	0	58,912	58,912	0
3,716	02/11/25 S SELL	74426		100.0000	0	3,716	3,716	0
37,382	02/12/25 S SELL	8689		100.0000	0	37,382	37,382	0
606,874	02/12/25 S SELL	18565		100.0000	0	606,874	606,874	0
349,791	02/12/25 S SELL	28144		100.0000	0	349,791	349,791	0
17	02/12/25 S SELL	52795		100.0000	0	17	17	0
21,844	02/12/25 B BUY	74443		100.0000	0	21,844	21,844	0
252,761	02/13/25 S SELL	8691		100.0000	0	252,761	252,761	0
562,659	02/13/25 B BUY	18567		100.0000	0	562,659	562,659	0
109,708	02/13/25 B BUY	28169		100.0000	0	109,708	109,708	0
7,158	02/13/25 S SELL	52842		100.0000	0	7,158	7,158	0
5,079	02/13/25 B BUY	74471		100.0000	0	5,079	5,079	0
560,714	02/14/25 S SELL	8693		100.0000	0	560,714	560,714	0
94,268	02/14/25 B BUY	28180		100.0000	0	94,268	94,268	0
118,261	02/14/25 B BUY	52871		100.0000	0	118,261	118,261	0
32,852	02/14/25 S SELL	74490		100.0000	0	32,852	32,852	0
203,453	02/18/25 B BUY	8696		100.0000	0	203,453	203,453	0
304,858	02/18/25 B BUY	18595		100.0000	0	304,858	304,858	0
106,859	02/18/25 S SELL	28190		100.0000	0	106,859	106,859	0
27,688	02/18/25 B BUY	52898		100.0000	0	27,688	27,688	0
31,996	02/18/25 B BUY	74512		100.0000	0	31,996	31,996	0
828,585	02/19/25 S SELL	8700		100.0000	0	828,585	828,585	0
49,472	02/19/25 S SELL	18606		100.0000	0	49,472	49,472	0
121,370	02/19/25 S SELL	28205		100.0000	0	121,370	121,370	0
30,645	02/19/25 B BUY	52937		100.0000	0	30,645	30,645	0
8,195	02/19/25 B BUY	74527		100.0000	0	8,195	8,195	0
375,714	02/20/25 B BUY	8703		100.0000	0	375,714	375,714	0
756,276	02/20/25 B BUY	18609		100.0000	0	756,276	756,276	0
110,788	02/20/25 S SELL	28216		100.0000	0	110,788	110,788	0
6,622	02/20/25 S SELL	52966		100.0000	0	6,622	6,622	0
4,574	02/20/25 S SELL	74534		100.0000	0	4,574	4,574	0
98,619	02/21/25 B BUY	8705		100.0000	0	98,619	98,619	0
504,305	02/21/25 S SELL	18624		100.0000	0	504,305	504,305	0
248,792	02/21/25 S SELL	28228		100.0000	0	248,792	248,792	0
27,444	02/21/25 B BUY	53001		100.0000	0	27,444	27,444	0
2,065	02/21/25 B BUY	74539		100.0000	0	2,065	2,065	0
193,076	02/24/25 S SELL	8707		100.0000	0	193,076	193,076	0
408,259	02/24/25 B BUY	28246		100.0000	0	408,259	408,259	0
102,957	02/24/25 S SELL	53030		100.0000	0	102,957	102,957	0
336	02/25/25 S SELL	2671		100.0000	0	336	336	0
424,750	02/25/25 B BUY	8709		100.0000	0	424,750	424,750	0
256,205	02/25/25 B BUY	18635		100.0000	0	256,205	256,205	0
30,966	02/25/25 S SELL	28256		100.0000	0	30,966	30,966	0

BOILERMAKERS NATIONAL ANNUITY TRUST
E.I.N. 48-1029345 PLAN NO. 001
SCHEDULE H, LINE 4j—SCHEDULE OF REPORTABLE TRANSACTIONS (CONTINUED)
YEAR ENDED DECEMBER 31, 2025

DESCRIPTION OF ASSET IDENTITY OF PARTY INVOLVED				BASED ON MARKET PURCHASE PRICE SELLING PRICE	VALUE OF EXPENSES	1,250,895,877 COST OF ASSET	5% VALUE OF CURRENT VALUE	62,544,793 NET GAIN OR (LOSS)
27,681	02/25/25 S SELL	53089		100.0000	0	27,681	27,681	0
66,448	02/26/25 S SELL	8716		100.0000	0	66,448	66,448	0
183,048	02/26/25 B BUY	28285		100.0000	0	183,048	183,048	0
8,037	02/26/25 B BUY	53112		100.0000	0	8,037	8,037	0
979,258	02/27/25 S SELL	8719		100.0000	0	979,258	979,258	0
12,500	02/27/25 B BUY	18647		100.0000	0	12,500	12,500	0
64,539	02/27/25 B BUY	28309		100.0000	0	64,539	64,539	0
12,649	02/27/25 B BUY	53135		100.0000	0	12,649	12,649	0
9,203	02/27/25 B BUY	74560		100.0000	0	9,203	9,203	0
361,348	02/28/25 S SELL	8721		100.0000	0	361,348	361,348	0
13,125	02/28/25 B BUY	18724		100.0000	0	13,125	13,125	0
99,473	02/28/25 S SELL	28325		100.0000	0	99,473	99,473	0
122,235	02/28/25 S SELL	53158		100.0000	0	122,235	122,235	0
12,390	02/28/25 B BUY	74570		100.0000	0	12,390	12,390	0
1	03/03/25 B BUY	2674		100.0000	0	1	1	0
316,931	03/03/25 B BUY	8724		100.0000	0	316,931	316,931	0
1,116,652	03/03/25 B BUY	18726		100.0000	0	1,116,652	1,116,652	0
195,611	03/03/25 S SELL	28342		100.0000	0	195,611	195,611	0
97,450	03/03/25 B BUY	53182		100.0000	0	97,450	97,450	0
1,652	03/03/25 B BUY	74575		100.0000	0	1,652	1,652	0
85,005	03/04/25 B BUY	8726		100.0000	0	85,005	85,005	0
955,715	03/04/25 S SELL	18745		100.0000	0	955,715	955,715	0
193,770	03/04/25 S SELL	28354		100.0000	0	193,770	193,770	0
69,572	03/04/25 S SELL	53205		100.0000	0	69,572	69,572	0
2,514	03/04/25 B BUY	74584		100.0000	0	2,514	2,514	0
1,954,548	03/05/25 B BUY	8729		100.0000	0	1,954,548	1,954,548	0
168,047	03/05/25 S SELL	28375		100.0000	0	168,047	168,047	0
69,536	03/05/25 S SELL	53228		100.0000	0	69,536	69,536	0
6,206	03/05/25 B BUY	74593		100.0000	0	6,206	6,206	0
1,640,280	03/06/25 B BUY	8732		100.0000	0	1,640,280	1,640,280	0
21,750	03/06/25 B BUY	18770		100.0000	0	21,750	21,750	0
262,352	03/06/25 S SELL	28459		100.0000	0	262,352	262,352	0
103,322	03/06/25 B BUY	53253		100.0000	0	103,322	103,322	0
43,159	03/06/25 B BUY	74603		100.0000	0	43,159	43,159	0
440,257	03/07/25 B BUY	8736		100.0000	0	440,257	440,257	0
49,257	03/07/25 S SELL	28471		100.0000	0	49,257	49,257	0
123,702	03/07/25 S SELL	53276		100.0000	0	123,702	123,702	0
4,892	03/07/25 S SELL	74616		100.0000	0	4,892	4,892	0
1,250,254	03/10/25 S SELL	8738		100.0000	0	1,250,254	1,250,254	0
381,400	03/10/25 S SELL	18790		100.0000	0	381,400	381,400	0
103,491	03/10/25 S SELL	28498		100.0000	0	103,491	103,491	0
30,265	03/10/25 S SELL	53313		100.0000	0	30,265	30,265	0
9,736	03/10/25 B BUY	74625		100.0000	0	9,736	9,736	0
298,224	03/11/25 S SELL	8740		100.0000	0	298,224	298,224	0
330,283	03/11/25 S SELL	28517		100.0000	0	330,283	330,283	0
193,448	03/11/25 S SELL	53342		100.0000	0	193,448	193,448	0
4,216	03/11/25 B BUY	74635		100.0000	0	4,216	4,216	0

BOILERMAKERS NATIONAL ANNUITY TRUST
E.I.N. 48-1029345 PLAN NO. 001
SCHEDULE H, LINE 4j—SCHEDULE OF REPORTABLE TRANSACTIONS (CONTINUED)
YEAR ENDED DECEMBER 31, 2025

DESCRIPTION OF ASSET IDENTITY OF PARTY INVOLVED			BASED ON MARKET VALUE OF PURCHASE PRICE SELLING PRICE	1,250,895,877 EXPENSES	5% VALUE OF COST OF ASSET	62,544,793 CURRENT VALUE	NET GAIN OR (LOSS)
139,749 03/12/25 S SELL	8742		100.0000	0	139,749	139,749	0
638,047 03/12/25 S SELL	18792		100.0000	0	638,047	638,047	0
80,944 03/12/25 S SELL	28524		100.0000	0	80,944	80,944	0
38,604 03/12/25 S SELL	53381		100.0000	0	38,604	38,604	0
1,652 03/12/25 B BUY	74641		100.0000	0	1,652	1,652	0
43,508 03/13/25 B BUY	8744		100.0000	0	43,508	43,508	0
178,340 03/13/25 S SELL	28535		100.0000	0	178,340	178,340	0
34,653 03/13/25 B BUY	53410		100.0000	0	34,653	34,653	0
6,127 03/13/25 S SELL	74646		100.0000	0	6,127	6,127	0
64,391 03/14/25 S SELL	8746		100.0000	0	64,391	64,391	0
3,128,212 03/14/25 B BUY	18813		100.0000	0	3,128,212	3,128,212	0
41,356 03/14/25 S SELL	28541		100.0000	0	41,356	41,356	0
41,682 03/14/25 S SELL	53441		100.0000	0	41,682	41,682	0
10,016 03/14/25 B BUY	74650		100.0000	0	10,016	10,016	0
113,302 03/17/25 S SELL	8748		100.0000	0	113,302	113,302	0
822,283 03/17/25 S SELL	18825		100.0000	0	822,283	822,283	0
485,705 03/17/25 S SELL	28561		100.0000	0	485,705	485,705	0
136,357 03/17/25 B BUY	53494		100.0000	0	136,357	136,357	0
2,645 03/17/25 B BUY	74675		100.0000	0	2,645	2,645	0
89,028 03/18/25 B BUY	8750		100.0000	0	89,028	89,028	0
728,481 03/18/25 S SELL	18833		100.0000	0	728,481	728,481	0
50,368 03/18/25 S SELL	28564		100.0000	0	50,368	50,368	0
63,583 03/18/25 B BUY	53517		100.0000	0	63,583	63,583	0
11,020 03/18/25 B BUY	74700		100.0000	0	11,020	11,020	0
102,306 03/19/25 S SELL	8752		100.0000	0	102,306	102,306	0
88,182 03/19/25 S SELL	28569		100.0000	0	88,182	88,182	0
50,738 03/19/25 S SELL	53540		100.0000	0	50,738	50,738	0
374,928 03/19/25 B BUY	74731		100.0000	0	374,928	374,928	0
181,966 03/20/25 S SELL	8754		100.0000	0	181,966	181,966	0
699,386 03/20/25 S SELL	18850		100.0000	0	699,386	699,386	0
19,028 03/20/25 S SELL	28573		100.0000	0	19,028	19,028	0
112,385 03/20/25 B BUY	53567		100.0000	0	112,385	112,385	0
87,527 03/20/25 B BUY	74753		100.0000	0	87,527	87,527	0
102,523 03/21/25 B BUY	8756		100.0000	0	102,523	102,523	0
753,360 03/21/25 B BUY	18863		100.0000	0	753,360	753,360	0
124,517 03/21/25 S SELL	28584		100.0000	0	124,517	124,517	0
31,052 03/21/25 S SELL	53596		100.0000	0	31,052	31,052	0
499,236 03/21/25 S SELL	74771		100.0000	0	499,236	499,236	0
214,813 03/24/25 B BUY	8758		100.0000	0	214,813	214,813	0
96,746 03/24/25 B BUY	28592		100.0000	0	96,746	96,746	0
16,193 03/24/25 S SELL	53617		100.0000	0	16,193	16,193	0
81,908 03/24/25 B BUY	74796		100.0000	0	81,908	81,908	0
225,705 03/25/25 B BUY	8760		100.0000	0	225,705	225,705	0
191,669 03/25/25 B BUY	18869		100.0000	0	191,669	191,669	0
5,594 03/25/25 S SELL	28596		100.0000	0	5,594	5,594	0
55,047 03/25/25 B BUY	53640		100.0000	0	55,047	55,047	0
56,576 03/25/25 B BUY	74814		100.0000	0	56,576	56,576	0

BOILERMAKERS NATIONAL ANNUITY TRUST
E.I.N. 48-1029345 PLAN NO. 001
SCHEDULE H, LINE 4j—SCHEDULE OF REPORTABLE TRANSACTIONS (CONTINUED)
YEAR ENDED DECEMBER 31, 2025

DESCRIPTION OF ASSET IDENTITY OF PARTY INVOLVED			BASED ON MARKET PURCHASE PRICE SELLING PRICE	VALUE OF EXPENSES	1,250,895,877 COST OF ASSET	5% VALUE OF CURRENT VALUE	62,544,793 NET GAIN OR (LOSS)
140,076	03/26/25 B BUY	8762	100.0000	0	140,076	140,076	0
3,725	03/26/25 B BUY	28598	100.0000	0	3,725	3,725	0
24,565	03/26/25 B BUY	53663	100.0000	0	24,565	24,565	0
51,895	03/26/25 B BUY	74828	100.0000	0	51,895	51,895	0
179,413	03/27/25 B BUY	8764	100.0000	0	179,413	179,413	0
1,254	03/27/25 B BUY	28601	100.0000	0	1,254	1,254	0
87,417	03/27/25 S SELL	53686	100.0000	0	87,417	87,417	0
3,301	03/27/25 B BUY	74836	100.0000	0	3,301	3,301	0
728,055	03/28/25 B BUY	8766	100.0000	0	728,055	728,055	0
44,235	03/28/25 S SELL	28610	100.0000	0	44,235	44,235	0
15,186	03/28/25 S SELL	53709	100.0000	0	15,186	15,186	0
109,704	03/28/25 B BUY	74862	100.0000	0	109,704	109,704	0
54,130	03/31/25 B BUY	8768	100.0000	0	54,130	54,130	0
4,500	03/31/25 B BUY	18907	100.0000	0	4,500	4,500	0
69,985	03/31/25 B BUY	28630	100.0000	0	69,985	69,985	0
84,533	03/31/25 S SELL	53732	100.0000	0	84,533	84,533	0
103,939	03/31/25 B BUY	74913	100.0000	0	103,939	103,939	0
592,495	04/01/25 S SELL	8771	100.0000	0	592,495	592,495	0
726,651	04/01/25 B BUY	19007	100.0000	0	726,651	726,651	0
279,479	04/01/25 S SELL	28653	100.0000	0	279,479	279,479	0
26,019	04/01/25 S SELL	53766	100.0000	0	26,019	26,019	0
191,745	04/01/25 S SELL	74964	100.0000	0	191,745	191,745	0
350,408	04/02/25 B BUY	8774	100.0000	0	350,408	350,408	0
227,342	04/02/25 S SELL	28674	100.0000	0	227,342	227,342	0
42,687	04/02/25 B BUY	53795	100.0000	0	42,687	42,687	0
653	04/02/25 S SELL	74998	100.0000	0	653	653	0
456,350	04/03/25 S SELL	8778	100.0000	0	456,350	456,350	0
235,492	04/03/25 S SELL	28696	100.0000	0	235,492	235,492	0
65,694	04/03/25 B BUY	53826	100.0000	0	65,694	65,694	0
35,449	04/03/25 B BUY	75003	100.0000	0	35,449	35,449	0
46,154	04/04/25 B BUY	8781	100.0000	0	46,154	46,154	0
498,978	04/04/25 S SELL	28717	100.0000	0	498,978	498,978	0
216,573	04/04/25 S SELL	53857	100.0000	0	216,573	216,573	0
35,369	04/04/25 B BUY	75024	100.0000	0	35,369	35,369	0
244,041	04/07/25 S SELL	8783	100.0000	0	244,041	244,041	0
262,472	04/07/25 S SELL	28731	100.0000	0	262,472	262,472	0
422,636	04/07/25 S SELL	53880	100.0000	0	422,636	422,636	0
52,861	04/07/25 B BUY	75046	100.0000	0	52,861	52,861	0
911,248	04/08/25 S SELL	8785	100.0000	0	911,248	911,248	0
99,526	04/08/25 S SELL	28743	100.0000	0	99,526	99,526	0
61,580	04/08/25 S SELL	53921	100.0000	0	61,580	61,580	0
46,049	04/08/25 S SELL	75071	100.0000	0	46,049	46,049	0
1	04/09/25 S SELL	2675	100.0000	0	1	1	0
234,457	04/09/25 S SELL	8787	100.0000	0	234,457	234,457	0
23,974	04/09/25 S SELL	28756	100.0000	0	23,974	23,974	0
79,177	04/09/25 S SELL	53950	100.0000	0	79,177	79,177	0
52,382	04/09/25 S SELL	75083	100.0000	0	52,382	52,382	0

BOILERMAKERS NATIONAL ANNUITY TRUST
E.I.N. 48-1029345 PLAN NO. 001
SCHEDULE H, LINE 4j—SCHEDULE OF REPORTABLE TRANSACTIONS (CONTINUED)
YEAR ENDED DECEMBER 31, 2025

DESCRIPTION OF ASSET IDENTITY OF PARTY INVOLVED			BASED ON MARKET PURCHASE PRICE SELLING PRICE	VALUE OF EXPENSES	1,250,895,877 COST OF ASSET	5% VALUE OF CURRENT VALUE	62,544,793 NET GAIN OR (LOSS)
99,039	04/10/25 S SELL	8790	100.0000	0	99,039	99,039	0
67,410	04/10/25 B BUY	28767	100.0000	0	67,410	67,410	0
343,216	04/10/25 B BUY	53989	100.0000	0	343,216	343,216	0
55,242	04/10/25 B BUY	75101	100.0000	0	55,242	55,242	0
550,734	04/11/25 S SELL	8792	100.0000	0	550,734	550,734	0
5,378	04/11/25 B BUY	19066	100.0000	0	5,378	5,378	0
668,304	04/11/25 B BUY	28785	100.0000	0	668,304	668,304	0
127,549	04/11/25 S SELL	54012	100.0000	0	127,549	127,549	0
217,911	04/11/25 B BUY	75148	100.0000	0	217,911	217,911	0
1,063,935	04/14/25 S SELL	8794	100.0000	0	1,063,935	1,063,935	0
1,520,322	04/14/25 S SELL	19068	100.0000	0	1,520,322	1,520,322	0
1,327,699	04/14/25 B BUY	28817	100.0000	0	1,327,699	1,327,699	0
78,857	04/14/25 B BUY	54035	100.0000	0	78,857	78,857	0
97,803	04/14/25 B BUY	75159	100.0000	0	97,803	97,803	0
68,060	04/15/25 S SELL	8796	100.0000	0	68,060	68,060	0
170,635	04/15/25 B BUY	19078	100.0000	0	170,635	170,635	0
929,826	04/15/25 B BUY	28847	100.0000	0	929,826	929,826	0
71,157	04/15/25 B BUY	54058	100.0000	0	71,157	71,157	0
189,956	04/15/25 S SELL	75202	100.0000	0	189,956	189,956	0
118,380	04/16/25 S SELL	8798	100.0000	0	118,380	118,380	0
129,204	04/16/25 B BUY	28860	100.0000	0	129,204	129,204	0
21,136	04/16/25 B BUY	54081	100.0000	0	21,136	21,136	0
8,898	04/16/25 B BUY	75231	100.0000	0	8,898	8,898	0
656,347	04/17/25 S SELL	8800	100.0000	0	656,347	656,347	0
1,173,388	04/17/25 S SELL	19093	100.0000	0	1,173,388	1,173,388	0
387,899	04/17/25 B BUY	28894	100.0000	0	387,899	387,899	0
307,031	04/17/25 S SELL	54124	100.0000	0	307,031	307,031	0
15,617	04/17/25 S SELL	75258	100.0000	0	15,617	15,617	0
68,306	04/21/25 S SELL	8802	100.0000	0	68,306	68,306	0
551,629	04/21/25 S SELL	19100	100.0000	0	551,629	551,629	0
383,272	04/21/25 B BUY	28938	100.0000	0	383,272	383,272	0
31,005	04/21/25 B BUY	54153	100.0000	0	31,005	31,005	0
57,940	04/21/25 S SELL	75273	100.0000	0	57,940	57,940	0
1,081,353	04/22/25 B BUY	8804	100.0000	0	1,081,353	1,081,353	0
1,070,311	04/22/25 B BUY	19107	100.0000	0	1,070,311	1,070,311	0
114,001	04/22/25 S SELL	28964	100.0000	0	114,001	114,001	0
134,041	04/22/25 S SELL	54176	100.0000	0	134,041	134,041	0
61,017	04/22/25 S SELL	75296	100.0000	0	61,017	61,017	0
830,262	04/23/25 B BUY	8806	100.0000	0	830,262	830,262	0
144,945	04/23/25 S SELL	28976	100.0000	0	144,945	144,945	0
171,792	04/23/25 B BUY	54199	100.0000	0	171,792	171,792	0
115,264	04/23/25 B BUY	75325	100.0000	0	115,264	115,264	0
829,306	04/24/25 B BUY	8808	100.0000	0	829,306	829,306	0
6,547	04/24/25 S SELL	28986	100.0000	0	6,547	6,547	0
87,616	04/24/25 B BUY	54220	100.0000	0	87,616	87,616	0
168,345	04/24/25 S SELL	75369	100.0000	0	168,345	168,345	0
637,758	04/25/25 B BUY	8810	100.0000	0	637,758	637,758	0

BOILERMAKERS NATIONAL ANNUITY TRUST
E.I.N. 48-1029345 PLAN NO. 001
SCHEDULE H, LINE 4j—SCHEDULE OF REPORTABLE TRANSACTIONS (CONTINUED)
YEAR ENDED DECEMBER 31, 2025

DESCRIPTION OF ASSET IDENTITY OF PARTY INVOLVED			BASED ON MARKET PURCHASE PRICE SELLING PRICE	VALUE OF EXPENSES	1,250,895,877 COST OF ASSET	5% VALUE OF CURRENT VALUE	62,544,793 NET GAIN OR (LOSS)
313,824	04/25/25 B BUY	19116	100.0000	0	313,824	313,824	0
68,295	04/25/25 S SELL	28991	100.0000	0	68,295	68,295	0
38,817	04/25/25 B BUY	54247	100.0000	0	38,817	38,817	0
63,598	04/25/25 B BUY	75391	100.0000	0	63,598	63,598	0
844,192	04/28/25 B BUY	8812	100.0000	0	844,192	844,192	0
208,844	04/28/25 S SELL	29067	100.0000	0	208,844	208,844	0
54,626	04/28/25 B BUY	54276	100.0000	0	54,626	54,626	0
246,725	04/28/25 B BUY	75442	100.0000	0	246,725	246,725	0
110,293	04/29/25 B BUY	8814	100.0000	0	110,293	110,293	0
286,532	04/29/25 B BUY	29082	100.0000	0	286,532	286,532	0
34,174	04/29/25 B BUY	54311	100.0000	0	34,174	34,174	0
20,438	04/29/25 S SELL	75460	100.0000	0	20,438	20,438	0
138,230	04/30/25 S SELL	8816	100.0000	0	138,230	138,230	0
291,507	04/30/25 S SELL	29093	100.0000	0	291,507	291,507	0
49,203	04/30/25 B BUY	54334	100.0000	0	49,203	49,203	0
8,950	04/30/25 S SELL	75502	100.0000	0	8,950	8,950	0
205,176	05/01/25 B BUY	8819	100.0000	0	205,176	205,176	0
383,356	05/01/25 B BUY	19190	100.0000	0	383,356	383,356	0
280,407	05/01/25 S SELL	29112	100.0000	0	280,407	280,407	0
448	05/01/25 S SELL	54358	100.0000	0	448	448	0
94,378	05/01/25 B BUY	75524	100.0000	0	94,378	94,378	0
270,938	05/02/25 S SELL	8822	100.0000	0	270,938	270,938	0
69,699	05/02/25 S SELL	29125	100.0000	0	69,699	69,699	0
16,506	05/02/25 B BUY	54381	100.0000	0	16,506	16,506	0
89,439	05/02/25 S SELL	75573	100.0000	0	89,439	89,439	0
165,733	05/05/25 B BUY	8824	100.0000	0	165,733	165,733	0
340,487	05/05/25 S SELL	19209	100.0000	0	340,487	340,487	0
74,532	05/05/25 S SELL	29141	100.0000	0	74,532	74,532	0
92,505	05/05/25 B BUY	54404	100.0000	0	92,505	92,505	0
5,351	05/05/25 S SELL	75592	100.0000	0	5,351	5,351	0
453,178	05/06/25 B BUY	8826	100.0000	0	453,178	453,178	0
14,375	05/06/25 B BUY	19212	100.0000	0	14,375	14,375	0
293,577	05/06/25 S SELL	29154	100.0000	0	293,577	293,577	0
37,142	05/06/25 S SELL	54433	100.0000	0	37,142	37,142	0
27,149	05/06/25 B BUY	75618	100.0000	0	27,149	27,149	0
38,153	05/07/25 B BUY	8829	100.0000	0	38,153	38,153	0
1,166,960	05/07/25 S SELL	19225	100.0000	0	1,166,960	1,166,960	0
146,476	05/07/25 S SELL	29173	100.0000	0	146,476	146,476	0
48,025	05/07/25 S SELL	54456	100.0000	0	48,025	48,025	0
166,853	05/07/25 B BUY	75677	100.0000	0	166,853	166,853	0
73,101	05/08/25 B BUY	8832	100.0000	0	73,101	73,101	0
203,963	05/08/25 B BUY	29186	100.0000	0	203,963	203,963	0
21,193	05/08/25 B BUY	54479	100.0000	0	21,193	21,193	0
3,321	05/08/25 S SELL	75691	100.0000	0	3,321	3,321	0
706,831	05/09/25 S SELL	8834	100.0000	0	706,831	706,831	0
3,460	05/09/25 B BUY	29196	100.0000	0	3,460	3,460	0
6,773	05/09/25 B BUY	54502	100.0000	0	6,773	6,773	0

BOILERMAKERS NATIONAL ANNUITY TRUST
E.I.N. 48-1029345 PLAN NO. 001
SCHEDULE H, LINE 4j—SCHEDULE OF REPORTABLE TRANSACTIONS (CONTINUED)
YEAR ENDED DECEMBER 31, 2025

DESCRIPTION OF ASSET IDENTITY OF PARTY INVOLVED			BASED ON MARKET PURCHASE PRICE SELLING PRICE	VALUE OF EXPENSES	1,250,895,877 COST OF ASSET	5% VALUE OF CURRENT VALUE	62,544,793 NET GAIN OR (LOSS)
67,105	05/09/25 B BUY	75746	100.0000	0	67,105	67,105	0
91,218	05/12/25 B BUY	8836	100.0000	0	91,218	91,218	0
5,378	05/12/25 B BUY	19241	100.0000	0	5,378	5,378	0
51,584	05/12/25 S SELL	29213	100.0000	0	51,584	51,584	0
8,649	05/12/25 B BUY	54523	100.0000	0	8,649	8,649	0
24,625	05/12/25 B BUY	75782	100.0000	0	24,625	24,625	0
631,787	05/13/25 S SELL	8838	100.0000	0	631,787	631,787	0
523,500	05/13/25 B BUY	19257	100.0000	0	523,500	523,500	0
74,212	05/13/25 B BUY	29227	100.0000	0	74,212	74,212	0
204,637	05/13/25 B BUY	54546	100.0000	0	204,637	204,637	0
30,119	05/13/25 B BUY	75836	100.0000	0	30,119	30,119	0
516,587	05/14/25 S SELL	8840	100.0000	0	516,587	516,587	0
313,327	05/14/25 S SELL	29234	100.0000	0	313,327	313,327	0
38,877	05/14/25 B BUY	54569	100.0000	0	38,877	38,877	0
30,031	05/14/25 S SELL	75874	100.0000	0	30,031	30,031	0
353,802	05/15/25 S SELL	8844	100.0000	0	353,802	353,802	0
121,983	05/15/25 B BUY	19277	100.0000	0	121,983	121,983	0
438,253	05/15/25 S SELL	29258	100.0000	0	438,253	438,253	0
19,003	05/15/25 S SELL	54593	100.0000	0	19,003	19,003	0
10,034	05/15/25 S SELL	75920	100.0000	0	10,034	10,034	0
199,687	05/16/25 S SELL	8846	100.0000	0	199,687	199,687	0
182,700	05/16/25 S SELL	19288	100.0000	0	182,700	182,700	0
156,559	05/16/25 S SELL	29274	100.0000	0	156,559	156,559	0
198,994	05/16/25 B BUY	54620	100.0000	0	198,994	198,994	0
15,638	05/16/25 S SELL	75943	100.0000	0	15,638	15,638	0
48,388	05/19/25 S SELL	8848	100.0000	0	48,388	48,388	0
189,397	05/19/25 S SELL	19291	100.0000	0	189,397	189,397	0
90,085	05/19/25 S SELL	29295	100.0000	0	90,085	90,085	0
45,683	05/19/25 B BUY	54649	100.0000	0	45,683	45,683	0
6,834	05/19/25 S SELL	75957	100.0000	0	6,834	6,834	0
330,998	05/20/25 B BUY	8850	100.0000	0	330,998	330,998	0
307,858	05/20/25 B BUY	19296	100.0000	0	307,858	307,858	0
102,704	05/20/25 S SELL	29311	100.0000	0	102,704	102,704	0
99,520	05/20/25 B BUY	54676	100.0000	0	99,520	99,520	0
21,393	05/20/25 S SELL	75970	100.0000	0	21,393	21,393	0
358,806	05/21/25 S SELL	8852	100.0000	0	358,806	358,806	0
1,250	05/21/25 B BUY	19314	100.0000	0	1,250	1,250	0
493,110	05/21/25 S SELL	29328	100.0000	0	493,110	493,110	0
751	05/21/25 B BUY	54705	100.0000	0	751	751	0
2,019	05/21/25 B BUY	75990	100.0000	0	2,019	2,019	0
1,630,232	05/22/25 B BUY	8854	100.0000	0	1,630,232	1,630,232	0
583,198	05/22/25 S SELL	29360	100.0000	0	583,198	583,198	0
112,561	05/22/25 S SELL	54728	100.0000	0	112,561	112,561	0
4,276	05/22/25 S SELL	76017	100.0000	0	4,276	4,276	0
1,577,296	05/23/25 B BUY	8856	100.0000	0	1,577,296	1,577,296	0
701,759	05/23/25 S SELL	19317	100.0000	0	701,759	701,759	0
285,173	05/23/25 S SELL	29397	100.0000	0	285,173	285,173	0

BOILERMAKERS NATIONAL ANNUITY TRUST
E.I.N. 48-1029345 PLAN NO. 001
SCHEDULE H, LINE 4j—SCHEDULE OF REPORTABLE TRANSACTIONS (CONTINUED)
YEAR ENDED DECEMBER 31, 2025

DESCRIPTION OF ASSET IDENTITY OF PARTY INVOLVED				BASED ON MARKET PURCHASE PRICE SELLING PRICE	VALUE OF EXPENSES	1,250,895,877 COST OF ASSET	5% VALUE OF CURRENT VALUE	62,544,793 NET GAIN OR (LOSS)
69,398	05/23/25 B BUY	54796		100.0000	0	69,398	69,398	0
20,591	05/23/25 S SELL	76040		100.0000	0	20,591	20,591	0
1,177,969	05/27/25 B BUY	8858		100.0000	0	1,177,969	1,177,969	0
168,150	05/27/25 B BUY	19323		100.0000	0	168,150	168,150	0
203,815	05/27/25 S SELL	29426		100.0000	0	203,815	203,815	0
26,146	05/27/25 B BUY	54829		100.0000	0	26,146	26,146	0
12,180	05/27/25 B BUY	76078		100.0000	0	12,180	12,180	0
364,761	05/28/25 S SELL	8860		100.0000	0	364,761	364,761	0
200,000	05/28/25 S SELL	19340		100.0000	0	200,000	200,000	0
13,077	05/28/25 S SELL	29449		100.0000	0	13,077	13,077	0
54,175	05/28/25 B BUY	54862		100.0000	0	54,175	54,175	0
91,221	05/28/25 B BUY	76118		100.0000	0	91,221	91,221	0
196,211	05/29/25 B BUY	8862		100.0000	0	196,211	196,211	0
200,000	05/29/25 B BUY	19342		100.0000	0	200,000	200,000	0
500,073	05/29/25 S SELL	29494		100.0000	0	500,073	500,073	0
69,113	05/29/25 S SELL	54891		100.0000	0	69,113	69,113	0
2,342	05/29/25 B BUY	76149		100.0000	0	2,342	2,342	0
115,145	05/30/25 S SELL	8864		100.0000	0	115,145	115,145	0
28,630	05/30/25 B BUY	29552		100.0000	0	28,630	28,630	0
42,100	05/30/25 B BUY	54914		100.0000	0	42,100	42,100	0
64,542	05/30/25 S SELL	76195		100.0000	0	64,542	64,542	0
1,983,978	06/02/25 B BUY	8867		100.0000	0	1,983,978	1,983,978	0
1,938,181	06/02/25 B BUY	19449		100.0000	0	1,938,181	1,938,181	0
124,196	06/02/25 B BUY	29566		100.0000	0	124,196	124,196	0
1,556	06/02/25 B BUY	54938		100.0000	0	1,556	1,556	0
205,320	06/02/25 S SELL	76205		100.0000	0	205,320	205,320	0
1,315,962	06/03/25 B BUY	8869		100.0000	0	1,315,962	1,315,962	0
24,425	06/03/25 B BUY	19463		100.0000	0	24,425	24,425	0
299,665	06/03/25 B BUY	29588		100.0000	0	299,665	299,665	0
38,433	06/03/25 B BUY	54961		100.0000	0	38,433	38,433	0
45,789	06/03/25 S SELL	76232		100.0000	0	45,789	45,789	0
63,994	06/04/25 B BUY	8872		100.0000	0	63,994	63,994	0
200,000	06/04/25 S SELL	19467		100.0000	0	200,000	200,000	0
38,971	06/04/25 S SELL	29617		100.0000	0	38,971	38,971	0
50,637	06/04/25 S SELL	55004		100.0000	0	50,637	50,637	0
267,371	06/05/25 S SELL	8874		100.0000	0	267,371	267,371	0
287,281	06/05/25 S SELL	29633		100.0000	0	287,281	287,281	0
54,684	06/05/25 B BUY	55035		100.0000	0	54,684	54,684	0
7,456	06/05/25 B BUY	76237		100.0000	0	7,456	7,456	0
366,036	06/06/25 S SELL	8876		100.0000	0	366,036	366,036	0
610,933	06/06/25 B BUY	19497		100.0000	0	610,933	610,933	0
26,493	06/06/25 S SELL	29642		100.0000	0	26,493	26,493	0
35,956	06/06/25 S SELL	55058		100.0000	0	35,956	35,956	0
250,593	06/09/25 S SELL	8878		100.0000	0	250,593	250,593	0
1,383,996	06/09/25 B BUY	19503		100.0000	0	1,383,996	1,383,996	0
93,676	06/09/25 S SELL	29650		100.0000	0	93,676	93,676	0
8,016	06/09/25 B BUY	55081		100.0000	0	8,016	8,016	0

BOILERMAKERS NATIONAL ANNUITY TRUST
E.I.N. 48-1029345 PLAN NO. 001
SCHEDULE H, LINE 4j—SCHEDULE OF REPORTABLE TRANSACTIONS (CONTINUED)
YEAR ENDED DECEMBER 31, 2025

DESCRIPTION OF ASSET IDENTITY OF PARTY INVOLVED				BASED ON MARKET PURCHASE PRICE SELLING PRICE	VALUE OF EXPENSES	1,250,895,877 COST OF ASSET	5% VALUE OF CURRENT VALUE	62,544,793 NET GAIN OR (LOSS)
124,639	06/09/25 S SELL	76250		100.0000	0	124,639	124,639	0
678,296	06/10/25 S SELL	8880		100.0000	0	678,296	678,296	0
76,774	06/10/25 S SELL	29660		100.0000	0	76,774	76,774	0
18,557	06/10/25 B BUY	55104		100.0000	0	18,557	18,557	0
121,021	06/10/25 B BUY	76260		100.0000	0	121,021	121,021	0
649,865	06/11/25 S SELL	8882		100.0000	0	649,865	649,865	0
1,014,970	06/11/25 S SELL	19519		100.0000	0	1,014,970	1,014,970	0
24,997	06/11/25 S SELL	29664		100.0000	0	24,997	24,997	0
30,662	06/11/25 B BUY	55125		100.0000	0	30,662	30,662	0
46,351	06/11/25 S SELL	76274		100.0000	0	46,351	46,351	0
4,879	06/12/25 B BUY	8884		100.0000	0	4,879	4,879	0
384,016	06/12/25 S SELL	19524		100.0000	0	384,016	384,016	0
42,803	06/12/25 B BUY	29678		100.0000	0	42,803	42,803	0
8,477	06/12/25 B BUY	55148		100.0000	0	8,477	8,477	0
35,540	06/12/25 S SELL	76288		100.0000	0	35,540	35,540	0
167,083	06/13/25 B BUY	8886		100.0000	0	167,083	167,083	0
109,183	06/13/25 S SELL	29687		100.0000	0	109,183	109,183	0
137,556	06/13/25 B BUY	55187		100.0000	0	137,556	137,556	0
26,436	06/13/25 B BUY	76316		100.0000	0	26,436	26,436	0
396,969	06/16/25 B BUY	8888		100.0000	0	396,969	396,969	0
97,751	06/16/25 B BUY	19539		100.0000	0	97,751	97,751	0
22,659	06/16/25 B BUY	29703		100.0000	0	22,659	22,659	0
106,098	06/16/25 S SELL	55233		100.0000	0	106,098	106,098	0
7,743	06/16/25 B BUY	76333		100.0000	0	7,743	7,743	0
573,242	06/17/25 S SELL	8890		100.0000	0	573,242	573,242	0
399,036	06/17/25 S SELL	19550		100.0000	0	399,036	399,036	0
23,717	06/17/25 B BUY	29720		100.0000	0	23,717	23,717	0
35,421	06/17/25 B BUY	55268		100.0000	0	35,421	35,421	0
312,955	06/17/25 S SELL	76356		100.0000	0	312,955	312,955	0
359,061	06/18/25 S SELL	8892		100.0000	0	359,061	359,061	0
144,058	06/18/25 B BUY	29808		100.0000	0	144,058	144,058	0
50,498	06/18/25 S SELL	55291		100.0000	0	50,498	50,498	0
20,678	06/18/25 B BUY	76361		100.0000	0	20,678	20,678	0
91,734	06/20/25 B BUY	8894		100.0000	0	91,734	91,734	0
1,930,650	06/20/25 S SELL	19561		100.0000	0	1,930,650	1,930,650	0
390,141	06/20/25 B BUY	29823		100.0000	0	390,141	390,141	0
31,294	06/20/25 S SELL	55318		100.0000	0	31,294	31,294	0
114,790	06/20/25 B BUY	76397		100.0000	0	114,790	114,790	0
593,241	06/23/25 B BUY	8898		100.0000	0	593,241	593,241	0
56,079	06/23/25 B BUY	19579		100.0000	0	56,079	56,079	0
463,111	06/23/25 B BUY	29862		100.0000	0	463,111	463,111	0
6,425	06/23/25 B BUY	55343		100.0000	0	6,425	6,425	0
203,530	06/23/25 B BUY	76450		100.0000	0	203,530	203,530	0
1,382,239	06/24/25 B BUY	8902		100.0000	0	1,382,239	1,382,239	0
48,481	06/24/25 S SELL	29918		100.0000	0	48,481	48,481	0
78,585	06/24/25 B BUY	55368		100.0000	0	78,585	78,585	0
29,880	06/24/25 S SELL	76477		100.0000	0	29,880	29,880	0

BOILERMAKERS NATIONAL ANNUITY TRUST
E.I.N. 48-1029345 PLAN NO. 001
SCHEDULE H, LINE 4j—SCHEDULE OF REPORTABLE TRANSACTIONS (CONTINUED)
YEAR ENDED DECEMBER 31, 2025

DESCRIPTION OF ASSET IDENTITY OF PARTY INVOLVED			BASED ON MARKET VALUE OF PURCHASE PRICE SELLING PRICE	1,250,895,877 EXPENSES	5% VALUE OF COST OF ASSET	62,544,793 CURRENT VALUE	NET GAIN OR (LOSS)
375,319	06/25/25 B BUY	8908	100.0000	0	375,319	375,319	0
224,032	06/25/25 B BUY	19642	100.0000	0	224,032	224,032	0
157,467	06/25/25 S SELL	29961	100.0000	0	157,467	157,467	0
88,182	06/25/25 B BUY	55393	100.0000	0	88,182	88,182	0
11,711	06/25/25 B BUY	76506	100.0000	0	11,711	11,711	0
300,861	06/26/25 S SELL	8912	100.0000	0	300,861	300,861	0
258,469	06/26/25 B BUY	29994	100.0000	0	258,469	258,469	0
161,180	06/26/25 S SELL	55426	100.0000	0	161,180	161,180	0
4,226	06/26/25 B BUY	76513	100.0000	0	4,226	4,226	0
134,797	06/27/25 B BUY	8916	100.0000	0	134,797	134,797	0
514,359	06/27/25 S SELL	30041	100.0000	0	514,359	514,359	0
98,143	06/27/25 B BUY	55460	100.0000	0	98,143	98,143	0
293,070	06/27/25 B BUY	76537	100.0000	0	293,070	293,070	0
330,725	06/30/25 S SELL	8922	100.0000	0	330,725	330,725	0
30,593	06/30/25 B BUY	19668	100.0000	0	30,593	30,593	0
109,774	06/30/25 S SELL	30079	100.0000	0	109,774	109,774	0
36,617	06/30/25 B BUY	55485	100.0000	0	36,617	36,617	0
37,698	06/30/25 B BUY	76609	100.0000	0	37,698	37,698	0
5,994	07/01/25 B BUY	8928	100.0000	0	5,994	5,994	0
1,454,402	07/01/25 B BUY	19832	100.0000	0	1,454,402	1,454,402	0
530	07/01/25 S SELL	30103	100.0000	0	530	530	0
48,198	07/01/25 B BUY	55512	100.0000	0	48,198	48,198	0
7,600	07/01/25 B BUY	76630	100.0000	0	7,600	7,600	0
663,144	07/02/25 B BUY	8932	100.0000	0	663,144	663,144	0
548,311	07/02/25 S SELL	19871	100.0000	0	548,311	548,311	0
38,413	07/02/25 B BUY	30115	100.0000	0	38,413	38,413	0
20,350	07/02/25 S SELL	55535	100.0000	0	20,350	20,350	0
20,559	07/03/25 B BUY	8940	100.0000	0	20,559	20,559	0
1,076	07/03/25 S SELL	30129	100.0000	0	1,076	1,076	0
22,251	07/03/25 B BUY	55560	100.0000	0	22,251	22,251	0
36,096	07/03/25 S SELL	76669	100.0000	0	36,096	36,096	0
30,653	07/07/25 S SELL	8944	100.0000	0	30,653	30,653	0
997	07/07/25 S SELL	30135	100.0000	0	997	997	0
4,708	07/07/25 S SELL	55591	100.0000	0	4,708	4,708	0
275,519	07/07/25 S SELL	76720	100.0000	0	275,519	275,519	0
707,620	07/08/25 S SELL	8948	100.0000	0	707,620	707,620	0
226,462	07/08/25 B BUY	30149	100.0000	0	226,462	226,462	0
81,264	07/08/25 S SELL	55616	100.0000	0	81,264	81,264	0
9,352	07/08/25 B BUY	76733	100.0000	0	9,352	9,352	0
721,725	07/09/25 S SELL	8952	100.0000	0	721,725	721,725	0
444,995	07/09/25 S SELL	19933	100.0000	0	444,995	444,995	0
485,994	07/09/25 B BUY	30180	100.0000	0	485,994	485,994	0
19,392	07/09/25 B BUY	55641	100.0000	0	19,392	19,392	0
38	07/09/25 S SELL	76746	100.0000	0	38	38	0
1,016,407	07/10/25 S SELL	8956	100.0000	0	1,016,407	1,016,407	0
101,185	07/10/25 B BUY	30231	100.0000	0	101,185	101,185	0
81,416	07/10/25 B BUY	55666	100.0000	0	81,416	81,416	0

BOILERMAKERS NATIONAL ANNUITY TRUST
E.I.N. 48-1029345 PLAN NO. 001
SCHEDULE H, LINE 4j—SCHEDULE OF REPORTABLE TRANSACTIONS (CONTINUED)
YEAR ENDED DECEMBER 31, 2025

DESCRIPTION OF ASSET IDENTITY OF PARTY INVOLVED			BASED ON MARKET VALUE OF PURCHASE PRICE SELLING PRICE	EXPENSES	1,250,895,877 COST OF ASSET	5% VALUE OF CURRENT VALUE	62,544,793 NET GAIN OR (LOSS)
11,074	07/10/25 B BUY	76753	100.0000	0	11,074	11,074	0
315,263	07/11/25 S SELL	8960	100.0000	0	315,263	315,263	0
5,378	07/11/25 B BUY	19953	100.0000	0	5,378	5,378	0
141,855	07/11/25 B BUY	30299	100.0000	0	141,855	141,855	0
13,365	07/11/25 B BUY	55691	100.0000	0	13,365	13,365	0
11,077	07/11/25 B BUY	76790	100.0000	0	11,077	11,077	0
131,830	07/14/25 S SELL	8966	100.0000	0	131,830	131,830	0
29,500	07/14/25 B BUY	19965	100.0000	0	29,500	29,500	0
2,461	07/14/25 B BUY	30323	100.0000	0	2,461	2,461	0
36,031	07/14/25 S SELL	55736	100.0000	0	36,031	36,031	0
276,817	07/14/25 S SELL	76827	100.0000	0	276,817	276,817	0
288,997	07/15/25 S SELL	8970	100.0000	0	288,997	288,997	0
73,644	07/15/25 B BUY	19992	100.0000	0	73,644	73,644	0
122,198	07/15/25 B BUY	30385	100.0000	0	122,198	122,198	0
11,310	07/15/25 B BUY	55770	100.0000	0	11,310	11,310	0
324,426	07/15/25 S SELL	76893	100.0000	0	324,426	324,426	0
773,496	07/16/25 S SELL	8974	100.0000	0	773,496	773,496	0
206,941	07/16/25 S SELL	30445	100.0000	0	206,941	206,941	0
48,194	07/16/25 S SELL	55803	100.0000	0	48,194	48,194	0
68,430	07/16/25 S SELL	76941	100.0000	0	68,430	68,430	0
769,304	07/17/25 S SELL	8978	100.0000	0	769,304	769,304	0
85,807	07/17/25 B BUY	20000	100.0000	0	85,807	85,807	0
250,162	07/17/25 S SELL	30499	100.0000	0	250,162	250,162	0
44,131	07/17/25 B BUY	55837	100.0000	0	44,131	44,131	0
43,135	07/17/25 S SELL	76980	100.0000	0	43,135	43,135	0
149,073	07/18/25 B BUY	8982	100.0000	0	149,073	149,073	0
393,947	07/18/25 S SELL	20009	100.0000	0	393,947	393,947	0
115,343	07/18/25 B BUY	30541	100.0000	0	115,343	115,343	0
71,713	07/18/25 B BUY	55880	100.0000	0	71,713	71,713	0
38,592	07/18/25 S SELL	77020	100.0000	0	38,592	38,592	0
287,387	07/21/25 S SELL	8986	100.0000	0	287,387	287,387	0
71,298	07/21/25 B BUY	20031	100.0000	0	71,298	71,298	0
100,857	07/21/25 B BUY	30561	100.0000	0	100,857	100,857	0
51,685	07/21/25 B BUY	55922	100.0000	0	51,685	51,685	0
50,779	07/21/25 S SELL	77051	100.0000	0	50,779	50,779	0
750,245	07/22/25 S SELL	8992	100.0000	0	750,245	750,245	0
36,729	07/22/25 S SELL	30571	100.0000	0	36,729	36,729	0
34,475	07/22/25 B BUY	55956	100.0000	0	34,475	34,475	0
22,973	07/22/25 S SELL	77086	100.0000	0	22,973	22,973	0
357,721	07/23/25 S SELL	8996	100.0000	0	357,721	357,721	0
162,258	07/23/25 B BUY	30595	100.0000	0	162,258	162,258	0
26,751	07/23/25 B BUY	55981	100.0000	0	26,751	26,751	0
9,596	07/23/25 S SELL	77116	100.0000	0	9,596	9,596	0
436,464	07/24/25 B BUY	9000	100.0000	0	436,464	436,464	0
90,401	07/24/25 S SELL	20085	100.0000	0	90,401	90,401	0
131,143	07/24/25 B BUY	30647	100.0000	0	131,143	131,143	0
75,148	07/24/25 B BUY	56018	100.0000	0	75,148	75,148	0

BOILERMAKERS NATIONAL ANNUITY TRUST
E.I.N. 48-1029345 PLAN NO. 001
SCHEDULE H, LINE 4j—SCHEDULE OF REPORTABLE TRANSACTIONS (CONTINUED)
YEAR ENDED DECEMBER 31, 2025

DESCRIPTION OF ASSET IDENTITY OF PARTY INVOLVED				BASED ON MARKET VALUE OF PURCHASE PRICE SELLING PRICE	EXPENSES	1,250,895,877 COST OF ASSET	5% VALUE OF CURRENT VALUE	62,544,793 NET GAIN OR (LOSS)
3,485	07/24/25 B BUY	77153		100.0000	0	3,485	3,485	0
200,389	07/25/25 S SELL	9004		100.0000	0	200,389	200,389	0
98,455	07/25/25 S SELL	20161		100.0000	0	98,455	98,455	0
494,253	07/25/25 B BUY	30691		100.0000	0	494,253	494,253	0
28,177	07/25/25 S SELL	56043		100.0000	0	28,177	28,177	0
332,440	07/25/25 B BUY	77189		100.0000	0	332,440	332,440	0
234,115	07/28/25 S SELL	9008		100.0000	0	234,115	234,115	0
50,901	07/28/25 S SELL	30721		100.0000	0	50,901	50,901	0
14,238	07/28/25 B BUY	56068		100.0000	0	14,238	14,238	0
166,424	07/28/25 B BUY	77229		100.0000	0	166,424	166,424	0
857,897	07/29/25 S SELL	9012		100.0000	0	857,897	857,897	0
156,100	07/29/25 S SELL	30785		100.0000	0	156,100	156,100	0
45,289	07/29/25 S SELL	56093		100.0000	0	45,289	45,289	0
25,644	07/29/25 B BUY	77292		100.0000	0	25,644	25,644	0
641,750	07/30/25 S SELL	9016		100.0000	0	641,750	641,750	0
33,830	07/30/25 S SELL	30850		100.0000	0	33,830	33,830	0
4,395	07/30/25 B BUY	56116		100.0000	0	4,395	4,395	0
919,978	07/30/25 S SELL	77336		100.0000	0	919,978	919,978	0
218,249	07/31/25 S SELL	9020		100.0000	0	218,249	218,249	0
2,000	07/31/25 B BUY	20209		100.0000	0	2,000	2,000	0
207,382	07/31/25 S SELL	30919		100.0000	0	207,382	207,382	0
37,271	07/31/25 S SELL	56141		100.0000	0	37,271	37,271	0
13,926	07/31/25 S SELL	77391		100.0000	0	13,926	13,926	0
125,072	08/01/25 S SELL	9026		100.0000	0	125,072	125,072	0
93,334	08/01/25 S SELL	20315		100.0000	0	93,334	93,334	0
209,334	08/01/25 S SELL	31005		100.0000	0	209,334	209,334	0
31,123	08/01/25 B BUY	56188		100.0000	0	31,123	31,123	0
183,689	08/01/25 S SELL	77434		100.0000	0	183,689	183,689	0
151,897	08/04/25 S SELL	9032		100.0000	0	151,897	151,897	0
1,877,342	08/04/25 B BUY	20347		100.0000	0	1,877,342	1,877,342	0
61,579	08/04/25 B BUY	31044		100.0000	0	61,579	61,579	0
34,671	08/04/25 S SELL	56222		100.0000	0	34,671	34,671	0
626,622	08/04/25 B BUY	77468		100.0000	0	626,622	626,622	0
894,991	08/05/25 S SELL	9036		100.0000	0	894,991	894,991	0
50,000	08/05/25 B BUY	20351		100.0000	0	50,000	50,000	0
249,552	08/05/25 S SELL	31093		100.0000	0	249,552	249,552	0
82,335	08/05/25 B BUY	56247		100.0000	0	82,335	82,335	0
92,726	08/05/25 B BUY	77485		100.0000	0	92,726	92,726	0
326,792	08/06/25 S SELL	9044		100.0000	0	326,792	326,792	0
186,057	08/06/25 B BUY	31151		100.0000	0	186,057	186,057	0
11,652	08/06/25 S SELL	56272		100.0000	0	11,652	11,652	0
5,183	08/06/25 B BUY	77506		100.0000	0	5,183	5,183	0
197,191	08/07/25 S SELL	9048		100.0000	0	197,191	197,191	0
59,670	08/07/25 S SELL	31200		100.0000	0	59,670	59,670	0
98,510	08/07/25 B BUY	56317		100.0000	0	98,510	98,510	0
16,156	08/07/25 S SELL	77527		100.0000	0	16,156	16,156	0
2,409,683	08/08/25 B BUY	9052		100.0000	0	2,409,683	2,409,683	0

BOILERMAKERS NATIONAL ANNUITY TRUST
E.I.N. 48-1029345 PLAN NO. 001
SCHEDULE H, LINE 4j—SCHEDULE OF REPORTABLE TRANSACTIONS (CONTINUED)
YEAR ENDED DECEMBER 31, 2025

DESCRIPTION OF ASSET IDENTITY OF PARTY INVOLVED				BASED ON MARKET PURCHASE PRICE SELLING PRICE	VALUE OF EXPENSES	1,250,895,877 COST OF ASSET	5% VALUE OF CURRENT VALUE	62,544,793 NET GAIN OR (LOSS)
30,325	08/08/25 S SELL	31376		100.0000	0	30,325	30,325	0
13,072	08/08/25 B BUY	56351		100.0000	0	13,072	13,072	0
7,673	08/08/25 B BUY	77549		100.0000	0	7,673	7,673	0
296,793	08/11/25 S SELL	9060		100.0000	0	296,793	296,793	0
72,237	08/11/25 S SELL	31407		100.0000	0	72,237	72,237	0
24,055	08/11/25 B BUY	56376		100.0000	0	24,055	24,055	0
170,875	08/11/25 B BUY	77566		100.0000	0	170,875	170,875	0
47,561	08/12/25 S SELL	9066		100.0000	0	47,561	47,561	0
1,011,743	08/12/25 S SELL	20423		100.0000	0	1,011,743	1,011,743	0
11,830	08/12/25 S SELL	31444		100.0000	0	11,830	11,830	0
90,770	08/12/25 S SELL	56413		100.0000	0	90,770	90,770	0
15,503	08/12/25 S SELL	77581		100.0000	0	15,503	15,503	0
361,055	08/13/25 S SELL	9074		100.0000	0	361,055	361,055	0
1,515,000	08/13/25 S SELL	20430		100.0000	0	1,515,000	1,515,000	0
230,837	08/13/25 S SELL	31483		100.0000	0	230,837	230,837	0
69,354	08/13/25 B BUY	56447		100.0000	0	69,354	69,354	0
17,148	08/13/25 S SELL	77604		100.0000	0	17,148	17,148	0
956	08/14/25 S SELL	9088		100.0000	0	956	956	0
15,858	08/14/25 S SELL	31505		100.0000	0	15,858	15,858	0
41,321	08/14/25 B BUY	56472		100.0000	0	41,321	41,321	0
44,348	08/14/25 B BUY	77626		100.0000	0	44,348	44,348	0
190,818	08/15/25 S SELL	9092		100.0000	0	190,818	190,818	0
1,301,090	08/15/25 B BUY	20487		100.0000	0	1,301,090	1,301,090	0
81,443	08/15/25 B BUY	31533		100.0000	0	81,443	81,443	0
30,356	08/15/25 B BUY	56505		100.0000	0	30,356	30,356	0
37,711	08/15/25 B BUY	77658		100.0000	0	37,711	37,711	0
191,832	08/18/25 S SELL	9100		100.0000	0	191,832	191,832	0
12,009	08/18/25 B BUY	31566		100.0000	0	12,009	12,009	0
1,895	08/18/25 S SELL	56539		100.0000	0	1,895	1,895	0
4,004	08/18/25 B BUY	77663		100.0000	0	4,004	4,004	0
461,102	08/19/25 S SELL	9104		100.0000	0	461,102	461,102	0
53,017	08/19/25 S SELL	31585		100.0000	0	53,017	53,017	0
5,240	08/19/25 S SELL	56564		100.0000	0	5,240	5,240	0
7,421	08/19/25 B BUY	77675		100.0000	0	7,421	7,421	0
92,924	08/20/25 S SELL	9108		100.0000	0	92,924	92,924	0
265,182	08/20/25 S SELL	20538		100.0000	0	265,182	265,182	0
26,693	08/20/25 B BUY	31601		100.0000	0	26,693	26,693	0
10,659	08/20/25 S SELL	56589		100.0000	0	10,659	10,659	0
2,715	08/20/25 B BUY	77701		100.0000	0	2,715	2,715	0
518,950	08/21/25 S SELL	9112		100.0000	0	518,950	518,950	0
2,313,749	08/21/25 B BUY	20568		100.0000	0	2,313,749	2,313,749	0
48,165	08/21/25 B BUY	31639		100.0000	0	48,165	48,165	0
316	08/21/25 S SELL	56628		100.0000	0	316	316	0
3,109	08/21/25 S SELL	77709		100.0000	0	3,109	3,109	0
422,936	08/22/25 S SELL	9116		100.0000	0	422,936	422,936	0
56,917	08/22/25 S SELL	31683		100.0000	0	56,917	56,917	0
31,662	08/22/25 S SELL	56653		100.0000	0	31,662	31,662	0

BOILERMAKERS NATIONAL ANNUITY TRUST
E.I.N. 48-1029345 PLAN NO. 001
SCHEDULE H, LINE 4j—SCHEDULE OF REPORTABLE TRANSACTIONS (CONTINUED)
YEAR ENDED DECEMBER 31, 2025

DESCRIPTION OF ASSET IDENTITY OF PARTY INVOLVED				BASED ON MARKET PURCHASE PRICE SELLING PRICE	VALUE OF EXPENSES	1,250,895,877 COST OF ASSET	5% VALUE OF CURRENT VALUE	62,544,793 NET GAIN OR (LOSS)
85,253	08/22/25 S SELL	77725		100.0000	0	85,253	85,253	0
195,445	08/25/25 B BUY	9120		100.0000	0	195,445	195,445	0
443,449	08/25/25 S SELL	20650		100.0000	0	443,449	443,449	0
33,677	08/25/25 B BUY	31724		100.0000	0	33,677	33,677	0
100,463	08/25/25 B BUY	56718		100.0000	0	100,463	100,463	0
16,655	08/25/25 B BUY	77737		100.0000	0	16,655	16,655	0
101,392	08/26/25 B BUY	9124		100.0000	0	101,392	101,392	0
34,581	08/26/25 B BUY	31748		100.0000	0	34,581	34,581	0
11,927	08/26/25 B BUY	56759		100.0000	0	11,927	11,927	0
55,650	08/27/25 S SELL	9128		100.0000	0	55,650	55,650	0
12,500	08/27/25 B BUY	20676		100.0000	0	12,500	12,500	0
61,461	08/27/25 B BUY	31767		100.0000	0	61,461	61,461	0
12,509	08/27/25 B BUY	56793		100.0000	0	12,509	12,509	0
449,777	08/28/25 S SELL	9132		100.0000	0	449,777	449,777	0
1,456	08/28/25 B BUY	20678		100.0000	0	1,456	1,456	0
1,824	08/28/25 S SELL	31775		100.0000	0	1,824	1,824	0
2,539	08/28/25 B BUY	56818		100.0000	0	2,539	2,539	0
134,046	08/28/25 B BUY	77806		100.0000	0	134,046	134,046	0
221,388	08/29/25 B BUY	9136		100.0000	0	221,388	221,388	0
1,006	08/29/25 B BUY	31793		100.0000	0	1,006	1,006	0
19,514	08/29/25 B BUY	56843		100.0000	0	19,514	19,514	0
713,508	08/29/25 S SELL	77921		100.0000	0	713,508	713,508	0
219,650	09/02/25 S SELL	9142		100.0000	0	219,650	219,650	0
1,129,615	09/02/25 B BUY	20812		100.0000	0	1,129,615	1,129,615	0
15,494	09/02/25 S SELL	31809		100.0000	0	15,494	15,494	0
21,472	09/02/25 S SELL	56874		100.0000	0	21,472	21,472	0
294,401	09/02/25 B BUY	77980		100.0000	0	294,401	294,401	0
164,479	09/03/25 S SELL	9150		100.0000	0	164,479	164,479	0
56,958	09/03/25 B BUY	31829		100.0000	0	56,958	56,958	0
50,897	09/03/25 S SELL	56899		100.0000	0	50,897	50,897	0
114,270	09/03/25 B BUY	78032		100.0000	0	114,270	114,270	0
2,499,952	09/04/25 B BUY	9154		100.0000	0	2,499,952	2,499,952	0
1,137	09/04/25 S SELL	31857		100.0000	0	1,137	1,137	0
24,891	09/04/25 B BUY	56924		100.0000	0	24,891	24,891	0
46,755	09/04/25 B BUY	78077		100.0000	0	46,755	46,755	0
451,415	09/05/25 S SELL	9162		100.0000	0	451,415	451,415	0
31,160	09/05/25 B BUY	31877		100.0000	0	31,160	31,160	0
41,504	09/05/25 B BUY	56951		100.0000	0	41,504	41,504	0
35,865	09/05/25 S SELL	78127		100.0000	0	35,865	35,865	0
32,309	09/08/25 S SELL	9166		100.0000	0	32,309	32,309	0
21,750	09/08/25 B BUY	20879		100.0000	0	21,750	21,750	0
9,747	09/08/25 B BUY	31889		100.0000	0	9,747	9,747	0
18,067	09/08/25 B BUY	56976		100.0000	0	18,067	18,067	0
43,357	09/08/25 B BUY	78177		100.0000	0	43,357	43,357	0
21,866	09/09/25 B BUY	9170		100.0000	0	21,866	21,866	0
950	09/09/25 S SELL	20885		100.0000	0	950	950	0
3,619	09/09/25 S SELL	31899		100.0000	0	3,619	3,619	0

BOILERMAKERS NATIONAL ANNUITY TRUST
E.I.N. 48-1029345 PLAN NO. 001
SCHEDULE H, LINE 4j—SCHEDULE OF REPORTABLE TRANSACTIONS (CONTINUED)
YEAR ENDED DECEMBER 31, 2025

DESCRIPTION OF ASSET IDENTITY OF PARTY INVOLVED				BASED ON MARKET VALUE OF PURCHASE PRICE SELLING PRICE	1,250,895,877 EXPENSES	5% VALUE OF COST OF ASSET	62,544,793 CURRENT VALUE	NET GAIN OR (LOSS)
40,797	09/09/25	S SELL	57009	100.0000	0	40,797	40,797	0
266,937	09/09/25	B BUY	78213	100.0000	0	266,937	266,937	0
33,903	09/10/25	S SELL	9174	100.0000	0	33,903	33,903	0
4,066	09/10/25	B BUY	31916	100.0000	0	4,066	4,066	0
8,246	09/10/25	S SELL	57043	100.0000	0	8,246	8,246	0
6,069	09/10/25	B BUY	78239	100.0000	0	6,069	6,069	0
465,228	09/11/25	S SELL	9178	100.0000	0	465,228	465,228	0
151,337	09/11/25	S SELL	31941	100.0000	0	151,337	151,337	0
13,553	09/11/25	B BUY	57068	100.0000	0	13,553	13,553	0
10,305	09/11/25	S SELL	78260	100.0000	0	10,305	10,305	0
292,913	09/12/25	S SELL	9182	100.0000	0	292,913	292,913	0
1,520,479	09/12/25	S SELL	20906	100.0000	0	1,520,479	1,520,479	0
9,668	09/12/25	B BUY	31993	100.0000	0	9,668	9,668	0
59,295	09/12/25	B BUY	57093	100.0000	0	59,295	59,295	0
29,313	09/12/25	B BUY	78283	100.0000	0	29,313	29,313	0
78,651	09/15/25	B BUY	9186	100.0000	0	78,651	78,651	0
78,399	09/15/25	B BUY	20934	100.0000	0	78,399	78,399	0
61,216	09/15/25	S SELL	32024	100.0000	0	61,216	61,216	0
24,970	09/15/25	S SELL	57140	100.0000	0	24,970	24,970	0
62,457	09/15/25	S SELL	78298	100.0000	0	62,457	62,457	0
56,879	09/16/25	S SELL	9190	100.0000	0	56,879	56,879	0
2,500	09/16/25	B BUY	20954	100.0000	0	2,500	2,500	0
20,580	09/16/25	B BUY	32043	100.0000	0	20,580	20,580	0
104,606	09/16/25	B BUY	57183	100.0000	0	104,606	104,606	0
21,414	09/16/25	B BUY	78312	100.0000	0	21,414	21,414	0
31,596	09/17/25	S SELL	9194	100.0000	0	31,596	31,596	0
841,953	09/17/25	S SELL	20964	100.0000	0	841,953	841,953	0
3,899	09/17/25	B BUY	32053	100.0000	0	3,899	3,899	0
7,184	09/17/25	S SELL	57217	100.0000	0	7,184	7,184	0
418	09/17/25	S SELL	78325	100.0000	0	418	418	0
154,624	09/18/25	B BUY	9198	100.0000	0	154,624	154,624	0
3,331	09/18/25	B BUY	32057	100.0000	0	3,331	3,331	0
19,617	09/18/25	S SELL	57242	100.0000	0	19,617	19,617	0
7,160	09/18/25	B BUY	78349	100.0000	0	7,160	7,160	0
182,553	09/19/25	B BUY	9202	100.0000	0	182,553	182,553	0
20,861	09/19/25	B BUY	57267	100.0000	0	20,861	20,861	0
24,397	09/19/25	S SELL	78394	100.0000	0	24,397	24,397	0
63,090	09/22/25	B BUY	9206	100.0000	0	63,090	63,090	0
72,197	09/22/25	B BUY	21006	100.0000	0	72,197	72,197	0
9,360	09/22/25	S SELL	57292	100.0000	0	9,360	9,360	0
24,098	09/22/25	S SELL	78452	100.0000	0	24,098	24,098	0
139,918	09/23/25	B BUY	9210	100.0000	0	139,918	139,918	0
19,131	09/23/25	B BUY	57317	100.0000	0	19,131	19,131	0
9,090	09/23/25	B BUY	78501	100.0000	0	9,090	9,090	0
4,467	09/24/25	S SELL	9214	100.0000	0	4,467	4,467	0
41,677	09/24/25	S SELL	32061	100.0000	0	41,677	41,677	0
13,499	09/24/25	S SELL	57342	100.0000	0	13,499	13,499	0

BOILERMAKERS NATIONAL ANNUITY TRUST
E.I.N. 48-1029345 PLAN NO. 001
SCHEDULE H, LINE 4j—SCHEDULE OF REPORTABLE TRANSACTIONS (CONTINUED)
YEAR ENDED DECEMBER 31, 2025

DESCRIPTION OF ASSET IDENTITY OF PARTY INVOLVED				BASED ON MARKET VALUE OF PURCHASE PRICE SELLING PRICE	1,250,895,877 EXPENSES	5% VALUE OF COST OF ASSET	62,544,793 CURRENT VALUE	NET GAIN OR (LOSS)
498,973	09/24/25 S SELL	78572		100.0000	0	498,973	498,973	0
287,959	09/25/25 S SELL	9218		100.0000	0	287,959	287,959	0
165,856	09/25/25 B BUY	21091		100.0000	0	165,856	165,856	0
18,135	09/25/25 S SELL	32095		100.0000	0	18,135	18,135	0
30,107	09/25/25 S SELL	57367		100.0000	0	30,107	30,107	0
184,877	09/25/25 B BUY	78640		100.0000	0	184,877	184,877	0
169,618	09/26/25 B BUY	9222		100.0000	0	169,618	169,618	0
46,265	09/26/25 B BUY	32107		100.0000	0	46,265	46,265	0
37,418	09/26/25 S SELL	57392		100.0000	0	37,418	37,418	0
2,749	09/26/25 B BUY	78685		100.0000	0	2,749	2,749	0
527,236	09/29/25 B BUY	9226		100.0000	0	527,236	527,236	0
736,450	09/29/25 S SELL	21102		100.0000	0	736,450	736,450	0
6,372	09/29/25 B BUY	32121		100.0000	0	6,372	6,372	0
30,087	09/29/25 B BUY	57417		100.0000	0	30,087	30,087	0
545	09/29/25 B BUY	78748		100.0000	0	545	545	0
97,183	09/30/25 B BUY	9230		100.0000	0	97,183	97,183	0
657,089	09/30/25 B BUY	21109		100.0000	0	657,089	657,089	0
44,194	09/30/25 S SELL	32149		100.0000	0	44,194	44,194	0
23,176	09/30/25 B BUY	57442		100.0000	0	23,176	23,176	0
25,030	09/30/25 S SELL	78814		100.0000	0	25,030	25,030	0
87,070,303		420	TOTAL BUYS		0	87,070,303	87,070,303	0
93,547,274		425	TOTAL SELLS		0	93,547,274	93,547,274	0
180,617,577			SECURITY TOTAL		0	180,617,577	180,617,577	0
AAQ9995S6 JPMORGAN US TREAS PLUS MMKT FUND CAPITAL SHARES - MONTHLY VARIABLE 12/31/2049								
BROKER 0800003 MEMO-MASTER NOTES/POOLED FUNDS								
299,449	01/03/25 S SELL	40564		100.0000	0	299,449	299,449	0
320,817	01/06/25 B BUY	40581		100.0000	0	320,817	320,817	0
324,311	01/07/25 S SELL	40589		100.0000	0	324,311	324,311	0
4,312	01/08/25 S SELL	40615		100.0000	0	4,312	4,312	0
1,554	01/09/25 S SELL	40632		100.0000	0	1,554	1,554	0
54,370	01/09/25 S SELL	40647		100.0000	0	54,370	54,370	0
21,568	01/13/25 B BUY	40690		100.0000	0	21,568	21,568	0
31,463	01/14/25 S SELL	40707		100.0000	0	31,463	31,463	0
463,274	01/15/25 B BUY	40734		100.0000	0	463,274	463,274	0
311,839	01/16/25 B BUY	40824		100.0000	0	311,839	311,839	0
1,262,164	01/17/25 B BUY	40854		100.0000	0	1,262,164	1,262,164	0
121,262	01/21/25 S SELL	40878		100.0000	0	121,262	121,262	0
447,335	01/22/25 S SELL	40904		100.0000	0	447,335	447,335	0
273,973	01/23/25 S SELL	40928		100.0000	0	273,973	273,973	0
264,691	01/24/25 S SELL	40979		100.0000	0	264,691	264,691	0
12,274	01/27/25 B BUY	41022		100.0000	0	12,274	12,274	0
135,169	01/28/25 B BUY	41057		100.0000	0	135,169	135,169	0
57,202	01/30/25 B BUY	41077		100.0000	0	57,202	57,202	0

BOILERMAKERS NATIONAL ANNUITY TRUST
E.I.N. 48-1029345 PLAN NO. 001
SCHEDULE H, LINE 4j—SCHEDULE OF REPORTABLE TRANSACTIONS (CONTINUED)
YEAR ENDED DECEMBER 31, 2025

DESCRIPTION OF ASSET IDENTITY OF PARTY INVOLVED			BASED ON MARKET VALUE OF PURCHASE PRICE SELLING PRICE	1,250,895,877 EXPENSES	5% VALUE OF COST OF ASSET	62,544,793 CURRENT VALUE	NET GAIN OR (LOSS)
55,051	01/30/25 B BUY	41092	100.0000	0	55,051	55,051	0
23,884	01/31/25 B BUY	41120	100.0000	0	23,884	23,884	0
1,039,396	02/03/25 S SELL	41215	100.0000	0	1,039,396	1,039,396	0
11,228	02/04/25 B BUY	41223	100.0000	0	11,228	11,228	0
5,421	02/05/25 B BUY	41260	100.0000	0	5,421	5,421	0
485,479	02/06/25 B BUY	41281	100.0000	0	485,479	485,479	0
38,625	02/07/25 B BUY	41317	100.0000	0	38,625	38,625	0
628,910	02/10/25 S SELL	41342	100.0000	0	628,910	628,910	0
474,716	02/11/25 B BUY	41368	100.0000	0	474,716	474,716	0
620,663	02/12/25 B BUY	41392	100.0000	0	620,663	620,663	0
160,231	02/13/25 B BUY	41417	100.0000	0	160,231	160,231	0
39,978	02/14/25 S SELL	41437	100.0000	0	39,978	39,978	0
49,965	02/18/25 B BUY	41530	100.0000	0	49,965	49,965	0
41,219	02/19/25 S SELL	41583	100.0000	0	41,219	41,219	0
276,482	02/20/25 S SELL	41625	100.0000	0	276,482	276,482	0
980,345	02/21/25 S SELL	41645	100.0000	0	980,345	980,345	0
141,992	02/24/25 B BUY	41668	100.0000	0	141,992	141,992	0
101,780	02/25/25 B BUY	41722	100.0000	0	101,780	101,780	0
245,020	02/27/25 S SELL	41754	100.0000	0	245,020	245,020	0
45,571	02/27/25 B BUY	41758	100.0000	0	45,571	45,571	0
88,557	02/28/25 B BUY	41774	100.0000	0	88,557	88,557	0
478,644	03/03/25 B BUY	41879	100.0000	0	478,644	478,644	0
140,012	03/04/25 B BUY	41894	100.0000	0	140,012	140,012	0
430,876	03/05/25 S SELL	41929	100.0000	0	430,876	430,876	0
360,356	03/06/25 B BUY	41945	100.0000	0	360,356	360,356	0
104,619	03/07/25 B BUY	41990	100.0000	0	104,619	104,619	0
233,687	03/10/25 B BUY	42020	100.0000	0	233,687	233,687	0
27,730	03/10/25 B BUY	42045	100.0000	0	27,730	27,730	0
446,997	03/12/25 S SELL	42060	100.0000	0	446,997	446,997	0
323,528	03/13/25 S SELL	42094	100.0000	0	323,528	323,528	0
486,258	03/15/25 B BUY	42187	100.0000	0	486,258	486,258	0
177,934	03/17/25 S SELL	42188	100.0000	0	177,934	177,934	0
140,056	03/18/25 S SELL	42237	100.0000	0	140,056	140,056	0
136,191	03/19/25 S SELL	42285	100.0000	0	136,191	136,191	0
516,199	03/20/25 B BUY	42311	100.0000	0	516,199	516,199	0
185,408	03/21/25 B BUY	42342	100.0000	0	185,408	185,408	0
134,272	03/24/25 S SELL	42367	100.0000	0	134,272	134,272	0
334,122	03/24/25 B BUY	42410	100.0000	0	334,122	334,122	0
785,772	03/26/25 S SELL	42433	100.0000	0	785,772	785,772	0
186,013	03/27/25 B BUY	42452	100.0000	0	186,013	186,013	0
454,813	03/28/25 S SELL	42479	100.0000	0	454,813	454,813	0
8,557	03/31/25 B BUY	42506	100.0000	0	8,557	8,557	0
94,130	04/01/25 B BUY	42604	100.0000	0	94,130	94,130	0
44,045	04/02/25 B BUY	42628	100.0000	0	44,045	44,045	0
713,648	04/03/25 B BUY	42652	100.0000	0	713,648	713,648	0
450,484	04/04/25 S SELL	42680	100.0000	0	450,484	450,484	0
220,959	04/07/25 S SELL	42710	100.0000	0	220,959	220,959	0

BOILERMAKERS NATIONAL ANNUITY TRUST
E.I.N. 48-1029345 PLAN NO. 001
SCHEDULE H, LINE 4j—SCHEDULE OF REPORTABLE TRANSACTIONS (CONTINUED)
YEAR ENDED DECEMBER 31, 2025

DESCRIPTION OF ASSET IDENTITY OF PARTY INVOLVED			BASED ON MARKET VALUE OF PURCHASE PRICE SELLING PRICE	1,250,895,877 EXPENSES	5% VALUE OF COST OF ASSET	62,544,793 CURRENT VALUE	NET GAIN OR (LOSS)
38,707	04/08/25 B BUY	42726	100.0000	0	38,707	38,707	0
71,072	04/09/25 S SELL	42737	100.0000	0	71,072	71,072	0
44,217	04/10/25 S SELL	42761	100.0000	0	44,217	44,217	0
11,919	04/11/25 S SELL	42797	100.0000	0	11,919	11,919	0
542,539	04/15/25 B BUY	42849	100.0000	0	542,539	542,539	0
536,255	04/15/25 B BUY	42913	100.0000	0	536,255	536,255	0
113,834	04/16/25 S SELL	42941	100.0000	0	113,834	113,834	0
24,984	04/17/25 B BUY	42967	100.0000	0	24,984	24,984	0
1,046,155	04/17/25 S SELL	42969	100.0000	0	1,046,155	1,046,155	0
71,449	04/22/25 B BUY	43051	100.0000	0	71,449	71,449	0
836,056	04/23/25 B BUY	43075	100.0000	0	836,056	836,056	0
812,943	04/23/25 S SELL	43077	100.0000	0	812,943	812,943	0
71,255	04/24/25 B BUY	43096	100.0000	0	71,255	71,255	0
261,331	04/25/25 B BUY	43134	100.0000	0	261,331	261,331	0
25,110	04/28/25 B BUY	43161	100.0000	0	25,110	25,110	0
75,805	04/29/25 B BUY	43189	100.0000	0	75,805	75,805	0
260,490	04/30/25 S SELL	43209	100.0000	0	260,490	260,490	0
561,626	05/01/25 B BUY	43294	100.0000	0	561,626	561,626	0
38,366	05/02/25 S SELL	43331	100.0000	0	38,366	38,366	0
846,352	05/05/25 S SELL	43360	100.0000	0	846,352	846,352	0
12,003	05/06/25 B BUY	43379	100.0000	0	12,003	12,003	0
59,776	05/07/25 B BUY	43414	100.0000	0	59,776	59,776	0
330,076	05/08/25 B BUY	43436	100.0000	0	330,076	330,076	0
1,250,746	05/09/25 B BUY	43455	100.0000	0	1,250,746	1,250,746	0
1,545,309	05/12/25 S SELL	43481	100.0000	0	1,545,309	1,545,309	0
293,026	05/13/25 B BUY	43529	100.0000	0	293,026	293,026	0
201,171	05/14/25 S SELL	43559	100.0000	0	201,171	201,171	0
596,335	05/15/25 B BUY	43646	100.0000	0	596,335	596,335	0
1,289,239	05/16/25 B BUY	43698	100.0000	0	1,289,239	1,289,239	0
493,808	05/19/25 S SELL	43730	100.0000	0	493,808	493,808	0
23,422	05/20/25 B BUY	43753	100.0000	0	23,422	23,422	0
365,478	05/21/25 S SELL	43774	100.0000	0	365,478	365,478	0
460,991	05/22/25 S SELL	43807	100.0000	0	460,991	460,991	0
52,116	05/23/25 S SELL	43835	100.0000	0	52,116	52,116	0
320,487	05/27/25 B BUY	43914	100.0000	0	320,487	320,487	0
3,630	05/28/25 B BUY	43939	100.0000	0	3,630	3,630	0
858,926	05/29/25 S SELL	43961	100.0000	0	858,926	858,926	0
256,848	05/30/25 S SELL	43985	100.0000	0	256,848	256,848	0
827	06/02/25 S SELL	44078	100.0000	0	827	827	0
346,443	06/03/25 B BUY	44103	100.0000	0	346,443	346,443	0
94,256	06/04/25 B BUY	44123	100.0000	0	94,256	94,256	0
517,771	06/05/25 B BUY	44146	100.0000	0	517,771	517,771	0
58,868	06/06/25 S SELL	44185	100.0000	0	58,868	58,868	0
66,188	06/09/25 S SELL	44205	100.0000	0	66,188	66,188	0
226,537	06/10/25 S SELL	44228	100.0000	0	226,537	226,537	0
706,799	06/11/25 B BUY	44253	100.0000	0	706,799	706,799	0
306,754	06/12/25 S SELL	44280	100.0000	0	306,754	306,754	0

BOILERMAKERS NATIONAL ANNUITY TRUST
E.I.N. 48-1029345 PLAN NO. 001
SCHEDULE H, LINE 4j—SCHEDULE OF REPORTABLE TRANSACTIONS (CONTINUED)
YEAR ENDED DECEMBER 31, 2025

DESCRIPTION OF ASSET IDENTITY OF PARTY INVOLVED			BASED ON MARKET PURCHASE PRICE SELLING PRICE	VALUE OF EXPENSES	1,250,895,877 COST OF ASSET	5% VALUE OF CURRENT VALUE	62,544,793 NET GAIN OR (LOSS)
646,106 06/13/25 S SELL	44355		100.0000	0	646,106	646,106	0
815,608 06/16/25 B BUY	44392		100.0000	0	815,608	815,608	0
168,387 06/17/25 B BUY	44437		100.0000	0	168,387	168,387	0
408,178 06/18/25 S SELL	44481		100.0000	0	408,178	408,178	0
659,765 06/20/25 B BUY	44525		100.0000	0	659,765	659,765	0
944,770 06/23/25 S SELL	44551		100.0000	0	944,770	944,770	0
35,016 06/24/25 B BUY	44573		100.0000	0	35,016	35,016	0
125,273 06/25/25 S SELL	44658		100.0000	0	125,273	125,273	0
496,656 06/26/25 S SELL	44695		100.0000	0	496,656	496,656	0
536,061 06/27/25 B BUY	44717		100.0000	0	536,061	536,061	0
641,465 06/30/25 S SELL	44740		100.0000	0	641,465	641,465	0
16,264 07/01/25 S SELL	44832		100.0000	0	16,264	16,264	0
38,992 07/02/25 S SELL	44867		100.0000	0	38,992	38,992	0
11,469 07/03/25 S SELL	44886		100.0000	0	11,469	11,469	0
255,736 07/07/25 B BUY	44931		100.0000	0	255,736	255,736	0
435,532 07/08/25 B BUY	44972		100.0000	0	435,532	435,532	0
450,633 07/09/25 B BUY	45006		100.0000	0	450,633	450,633	0
590,368 07/10/25 S SELL	45059		100.0000	0	590,368	590,368	0
116,399 07/11/25 B BUY	45103		100.0000	0	116,399	116,399	0
8,007 07/14/25 S SELL	45146		100.0000	0	8,007	8,007	0
707,584 07/15/25 B BUY	45347		100.0000	0	707,584	707,584	0
280,477 07/16/25 S SELL	45447		100.0000	0	280,477	280,477	0
222,623 07/17/25 S SELL	45488		100.0000	0	222,623	222,623	0
185,057 07/18/25 S SELL	45549		100.0000	0	185,057	185,057	0
154,094 07/21/25 S SELL	45612		100.0000	0	154,094	154,094	0
114,930 07/22/25 B BUY	45650		100.0000	0	114,930	114,930	0
59,947 07/23/25 S SELL	45672		100.0000	0	59,947	59,947	0
41,589 07/24/25 S SELL	45695		100.0000	0	41,589	41,589	0
214,105 07/25/25 B BUY	45786		100.0000	0	214,105	214,105	0
651,656 07/28/25 S SELL	45849		100.0000	0	651,656	651,656	0
980,405 07/29/25 B BUY	45891		100.0000	0	980,405	980,405	0
51,251 07/30/25 B BUY	45936		100.0000	0	51,251	51,251	0
1,054,913 07/31/25 S SELL	45968		100.0000	0	1,054,913	1,054,913	0
45,085 08/01/25 B BUY	46071		100.0000	0	45,085	45,085	0
617,415 08/04/25 B BUY	46117		100.0000	0	617,415	617,415	0
17,468 08/05/25 B BUY	46140		100.0000	0	17,468	17,468	0
537,434 08/06/25 S SELL	46166		100.0000	0	537,434	537,434	0
785,539 08/07/25 B BUY	46208		100.0000	0	785,539	785,539	0
964,966 08/08/25 B BUY	46246		100.0000	0	964,966	964,966	0
219,896 08/11/25 S SELL	46287		100.0000	0	219,896	219,896	0
733,161 08/12/25 S SELL	46330		100.0000	0	733,161	733,161	0
346,519 08/13/25 S SELL	46369		100.0000	0	346,519	346,519	0
606,467 08/14/25 S SELL	46396		100.0000	0	606,467	606,467	0
1,352,786 08/15/25 B BUY	46554		100.0000	0	1,352,786	1,352,786	0
102,634 08/18/25 S SELL	46685		100.0000	0	102,634	102,634	0
1,190,267 08/19/25 S SELL	46722		100.0000	0	1,190,267	1,190,267	0
125,925 08/20/25 S SELL	46768		100.0000	0	125,925	125,925	0

BOILERMAKERS NATIONAL ANNUITY TRUST
E.I.N. 48-1029345 PLAN NO. 001
SCHEDULE H, LINE 4j—SCHEDULE OF REPORTABLE TRANSACTIONS (CONTINUED)
YEAR ENDED DECEMBER 31, 2025

DESCRIPTION OF ASSET IDENTITY OF PARTY INVOLVED			BASED ON MARKET PURCHASE PRICE SELLING PRICE	VALUE OF EXPENSES	1,250,895,877 COST OF ASSET	5% VALUE OF CURRENT VALUE	62,544,793 NET GAIN OR (LOSS)
4,281	08/21/25 B BUY	46802	100.0000	0	4,281	4,281	0
472,669	08/22/25 B BUY	46823	100.0000	0	472,669	472,669	0
186,291	08/25/25 B BUY	46929	100.0000	0	186,291	186,291	0
424,651	08/26/25 S SELL	47010	100.0000	0	424,651	424,651	0
174,404	08/27/25 S SELL	47040	100.0000	0	174,404	174,404	0
7,484	08/28/25 B BUY	47067	100.0000	0	7,484	7,484	0
12,209	08/29/25 B BUY	47086	100.0000	0	12,209	12,209	0
54,688	09/02/25 B BUY	47216	100.0000	0	54,688	54,688	0
446,279	09/03/25 B BUY	47246	100.0000	0	446,279	446,279	0
102,913	09/04/25 B BUY	47275	100.0000	0	102,913	102,913	0
144,359	09/05/25 S SELL	47312	100.0000	0	144,359	144,359	0
194,787	09/08/25 S SELL	47365	100.0000	0	194,787	194,787	0
426,964	09/09/25 B BUY	47399	100.0000	0	426,964	426,964	0
505,499	09/10/25 B BUY	47441	100.0000	0	505,499	505,499	0
496,956	09/11/25 S SELL	47476	100.0000	0	496,956	496,956	0
632,599	09/12/25 B BUY	47506	100.0000	0	632,599	632,599	0
143,521	09/15/25 S SELL	47669	100.0000	0	143,521	143,521	0
496,169	09/16/25 S SELL	47748	100.0000	0	496,169	496,169	0
68,059	09/17/25 B BUY	47788	100.0000	0	68,059	68,059	0
285,962	09/18/25 B BUY	47831	100.0000	0	285,962	285,962	0
358,818	09/19/25 B BUY	47865	100.0000	0	358,818	358,818	0
469,508	09/22/25 B BUY	47912	100.0000	0	469,508	469,508	0
342,262	09/23/25 S SELL	47949	100.0000	0	342,262	342,262	0
540,056	09/24/25 S SELL	47989	100.0000	0	540,056	540,056	0
481,304	09/25/25 B BUY	48085	100.0000	0	481,304	481,304	0
854,563	09/26/25 S SELL	48125	100.0000	0	854,563	854,563	0
153,895	09/29/25 B BUY	48155	100.0000	0	153,895	153,895	0
623,743	09/30/25 S SELL	48188	100.0000	0	623,743	623,743	0
31,684,117	99	TOTAL BUYS		0	31,684,117	31,684,117	0
31,790,799	88	TOTAL SELLS		0	31,790,799	31,790,799	0
63,474,916		SECURITY TOTAL		0	63,474,916	63,474,916	0

BOILERMAKERS NATIONAL ANNUITY TRUST
E.I.N. 48-1029345 PLAN NO. 001
SCHEDULE H, LINE 4i—SCHEDULE OF ASSETS (HELD AT END OF YEAR)
DECEMBER 31, 2025

(a)	(b) Identity of Issue, Borrower, Lessor or Similar Party	(c) Description of Investment	(d) Cost Value	(e) Current Value
	Various	Various - See Attached	$ 1,123,177,374	$ 1,387,333,062
	Goldman Sachs	Financial Square Govt #465	510,297	510,297
	JP Morgan Chase Bank	Invested Cash	6,469,288	6,469,288
	JP Morgan Chase Bank	Securities Lending Cash Collateral Pool	69,212,066	69,212,066
*	Participants	Participant Loans Rates from 4.25% - 9.50%	-	11,670,522
			$ 1,199,369,025	$ 1,475,195,235

** Indicates Party-in-Interest*

BOILERMAKERS NATIONAL ANNUITY TRUST
E.I.N. 48-1029345 PLAN NO. 001
SCHEDULE H, LINE 4i—SCHEDULE OF ASSETS (HELD AT END OF YEAR) (CONTINUED)
DECEMBER 31, 2025

FD491 PAGE 7
SCHEDULE H (FORM 5500 - 4I-1) BANK OF LABOR - MONTHLY C 18661
SCHEDULE OF ASSETS HELD FOR
INVESTMENT PURPOSES AT END OF YEAR BASE CURRENCY: USD AS OF DECEMBER 31,2025

IDENTITY OF ISSUE, BORROWER, LESSOR	DESCRIPTION OF INVESTMENT	COST	CURRENT VALUE
	SHARES / PAR		
4812C2239 JPMORGAN US TREASURY PLUS MONEY MARKET F	MONTHLY VARIABLE 12/31/2049 219,161.930	219,162	219,162
TOTAL INTEREST-BEARING CASH (INCLUDING MM ACCTS & CD)		33,939,813	33,939,813
U.S. GOVERNMENT SECURITIES			
30767EAF6 FARM CREDIT BANK OF TEXAS CALLABLE NOTES	QUARTERLY 7.000% 09/15/2174 1,000,000.000	1,028,100	1,030,629
3130ANZD6 FEDERAL HOME LOAN BANKS CALLABLE BOND ST	SEMI-ANN. FLOATING 09/30/2031 1,210,000.000	1,066,651	1,119,403
3134GWT30 FEDERAL HOME LOAN MORTGAGE CORP CALLABLE	SEMI-ANN. 1.250% 09/29/2031 1,240,000.000	1,020,024	1,069,459
31288RHT9 FHLMC MORTPASS ARM 01/OCT/2055 84 PN# E4	MONTHLY FLOATING 10/01/2055 653,975.210	655,099	656,652
3137ASDR2 FHLMC REMICS 4076 CA 2% 15/OCT/2041	MONTHLY 2.000% 10/15/2041 159,176.340	158,530	152,021
3137ATLD2 FHLMC REMICS 4097 KA 2% 15/SEP/2031	MONTHLY 2.000% 09/15/2031 12,649.850	12,636	12,585
3137AXR88 FHLMC REMICS 4153 DC 1.75% 15/MAY/2041	MONTHLY 1.750% 05/15/2041 54,332.250	53,286	52,405
3137B12D3 FHLMC REMICS 4162 UC 1.5% 15/SEP/2027	MONTHLY 1.500% 09/15/2027 .020	0	0
3137FUMH3 FHLMC REMICS 4988 BA 1.5% 25/JUN/2050	MONTHLY 1.500% 06/25/2050 .010	0	0
3137F6XW2 FHLMC REMICS 5041 JE 1.25% 25/MAR/2049	MONTHLY 1.250% 03/25/2049 462,208.680	398,222	383,400
3137H6YK5 FHLMC REMICS 5213 NA 3.5% 25/APR/2048	MONTHLY 3.500% 04/25/2048 614,812.260	613,732	603,254
3137HJRP4 FHLMC REMICS 5501 NV 5.5% 25/DEC/2035	MONTHLY 5.500% 12/25/2035 756,670.410	764,835	778,031
3137HJTX5 FHLMC REMICS 5507 LV 5.5% 25/DEC/2035	MONTHLY 5.500% 12/25/2035 458,971.020	464,977	470,556

JPMorgan Investor Services J.P.Morgan

BOILERMAKERS NATIONAL ANNUITY TRUST
E.I.N. 48-1029345 PLAN NO. 001
SCHEDULE H, LINE 4i—SCHEDULE OF ASSETS (HELD AT END OF YEAR) (CONTINUED)
DECEMBER 31, 2025

FD491 PAGE 9
SCHEDULE H (FORM 5500 - 42-1) BANK OF LABOR - MONTHLY C 18661
SCHEDULE OF ASSETS HELD FOR
INVESTMENT PURPOSES AT END OF YEAR BASE CURRENCY: USD AS OF DECEMBER 31,2025

IDENTITY OF ISSUE, BORROWER, LESSOR	DESCRIPTION OF INVESTMENT	COST	CURRENT VALUE
	SHARES / PAR		
3137HLAD4 FHLMC REMICS 5537 V 5% 25/APR/2036	MONTHLY 5.000% 04/25/2036 400,426.960	398,503	406,882
3128PT7C3 FHLMCGLD MORTPASS 4% 01/FEB/2026 J1 PN#	MONTHLY 4.000% 02/01/2026 419.090	449	418
31418AYA0 FNMA MORTPASS 2% 01/JUL/2028 CJ PN# MA16	MONTHLY 2.000% 07/01/2028 23,503.100	23,380	22,985
31418AWQ7 FNMA MORTPASS 3% 01/AUG/2028 CW PN# MA15	MONTHLY 3.000% 08/01/2028 46,231.130	47,445	45,761
31418B6K7 FNMA MORTPASS 3% 01/JUL/2046 CK PN# MA26	MONTHLY 3.000% 07/01/2046 68,378.880	66,368	60,905
31393ENN5 FNMA REMICS 2003-84 CG 4.25% 25/SEP/2033	MONTHLY 4.250% 09/25/2033 15,051.540	14,825	15,064
3136A0NN3 FNMA REMICS 2011-71 PA 3.5% 25/AUG/2026	MONTHLY 3.500% 08/25/2026 .020	0	0
3136A8EG1 FNMA REMICS 2012-104 KB 1.5% 25/SEP/2027	MONTHLY 1.500% 09/25/2027 98,646.200	93,489	97,125
3136A5HW9 FNMA REMICS 2012-31 PA 2% 25/APR/2041	MONTHLY 2.000% 04/25/2041 .080	0	0
3136A5BB1 FNMA REMICS 2012-40 PA 2% 25/SEP/2040	MONTHLY 2.000% 09/25/2040 46,036.760	45,950	45,346
3136A6RP1 FNMA REMICS 2012-61 KD 2.5% 25/DEC/2041	MONTHLY 2.500% 12/25/2041 21,359.840	21,226	20,909
3136AGYJ0 FNMA REMICS 2013-117 PA 4% 25/FEB/2043	MONTHLY 4.000% 02/25/2043 12,524.760	13,441	12,477
3136AE3K1 FNMA REMICS 2013-69 HP 2% 25/MAY/2043	MONTHLY 2.000% 05/25/2043 161,368.970	160,461	146,499
3136ALX22 FNMA REMICS 2014-80 KA 2% 25/MAR/2044	MONTHLY 2.000% 03/25/2044 79,827.880	79,728	63,240
3136AL3B5 FNMA REMICS 2014-84 KA 3% 25/NOV/2040	MONTHLY 3.000% 11/25/2040 .190	0	0
3136B3F62 FNMA REMICS 2018-1 MH 3% 25/FEB/2049	MONTHLY 3.000% 02/25/2049 177,030.540	173,876	160,604

JPMorgan Investor Services J.P.Morgan

BOILERMAKERS NATIONAL ANNUITY TRUST
E.I.N. 48-1029345 PLAN NO. 001
SCHEDULE H, LINE 4i—SCHEDULE OF ASSETS (HELD AT END OF YEAR) (CONTINUED)
DECEMBER 31, 2025

FD491 PAGE 9
SCHEDULE H (FORM 5500 - 4I-1) BANK OF LABOR - MONTHLY C 18661
SCHEDULE OF ASSETS HELD FOR
INVESTMENT PURPOSES AT END OF YEAR BASE CURRENCY: USD AS OF DECEMBER 31,2025

IDENTITY OF ISSUE, BORROWER, LESSOR	DESCRIPTION OF INVESTMENT SHARES / PAR	COST	CURRENT VALUE
3136BAPS1 FNMA REMICS 2020-47 BD 1.5% 25/JUL/2050	MONTHLY 1.500% 07/25/2050 .020	0	0
3136BAE91 FNMA REMICS 2020-49 PB 1.75% 25/JUL/2050	MONTHLY 1.750% 07/25/2050 .050	0	0
3136BFHM8 FNMA REMICS 2021-12 GC 3.5% 25/JUL/2050	MONTHLY 3.500% 07/25/2050 230,061.050	249,221	210,807
3136BTSF1 FNMA REMICS 2024-78 EV 5.5% 25/OCT/2035	MONTHLY 5.500% 10/25/2035 780,966.230	790,942	800,469
36178GE34 GNMA I MORTPASS 2.5% 15/JUL/2027 SF PN#	MONTHLY 2.500% 07/15/2027 15,268.000	15,119	15,105
3620ASBB4 GNMA I MORTPASS 3.5% 15/APR/2026 SF PN#	MONTHLY 3.500% 04/15/2026 2,768.350	2,907	2,763
36179QS44 GNMA II MORTPASS 2.5% 20/NOV/2029 SF PN#	MONTHLY 2.500% 11/20/2029 48,303.290	50,940	47,212
36202FQ33 GNMA II MORTPASS 3.5% 20/MAR/2026 SF PN#	MONTHLY 3.500% 03/20/2026 485.680	512	484
36179WR34 GNMA II MORTPASS 3% 20/NOV/2051 SF PN# M	MONTHLY 3.000% 11/20/2051 124,175.570	110,051	111,954
38375GZ53 GNMA 2012-102 PA 2% 20/AUG/2041	MONTHLY 2.000% 08/20/2041 45,033.350	44,899	43,276
38382RFE3 GNMA 2021-58 EA 1% 20/JUL/2050	MONTHLY 1.000% 07/20/2050 696,530.170	693,701	541,818
38382Q3B4 GNMA 2021-77 LA 1% 20/AUG/2050	MONTHLY 1.000% 08/20/2050 732,170.370	728,967	569,983
38382UF55 GNMA 2021-96 GP 1% 20/JUN/2051	MONTHLY 1.000% 06/20/2051 404,199.670	307,192	314,681
38383VFN3 GNMA 2023-1 HD 3.5% 20/JAN/2052	MONTHLY 3.500% 01/20/2052 312,705.070	288,666	285,684
38384ABU6 GNMA 2023-63 MA 3.5% 20/MAY/2050	MONTHLY 3.500% 05/20/2050 309,721.600	288,877	289,370
38384KRL7 GNMA 2024-41 EJ 5% 20/MAR/2054	MONTHLY 5.000% 03/20/2054 632,568.890	616,353	637,405

JPMorgan Investor Services J.P.Morgan

BOILERMAKERS NATIONAL ANNUITY TRUST
E.I.N. 48-1029345 PLAN NO. 001
SCHEDULE H, LINE 4i—SCHEDULE OF ASSETS (HELD AT END OF YEAR) (CONTINUED)
DECEMBER 31, 2025

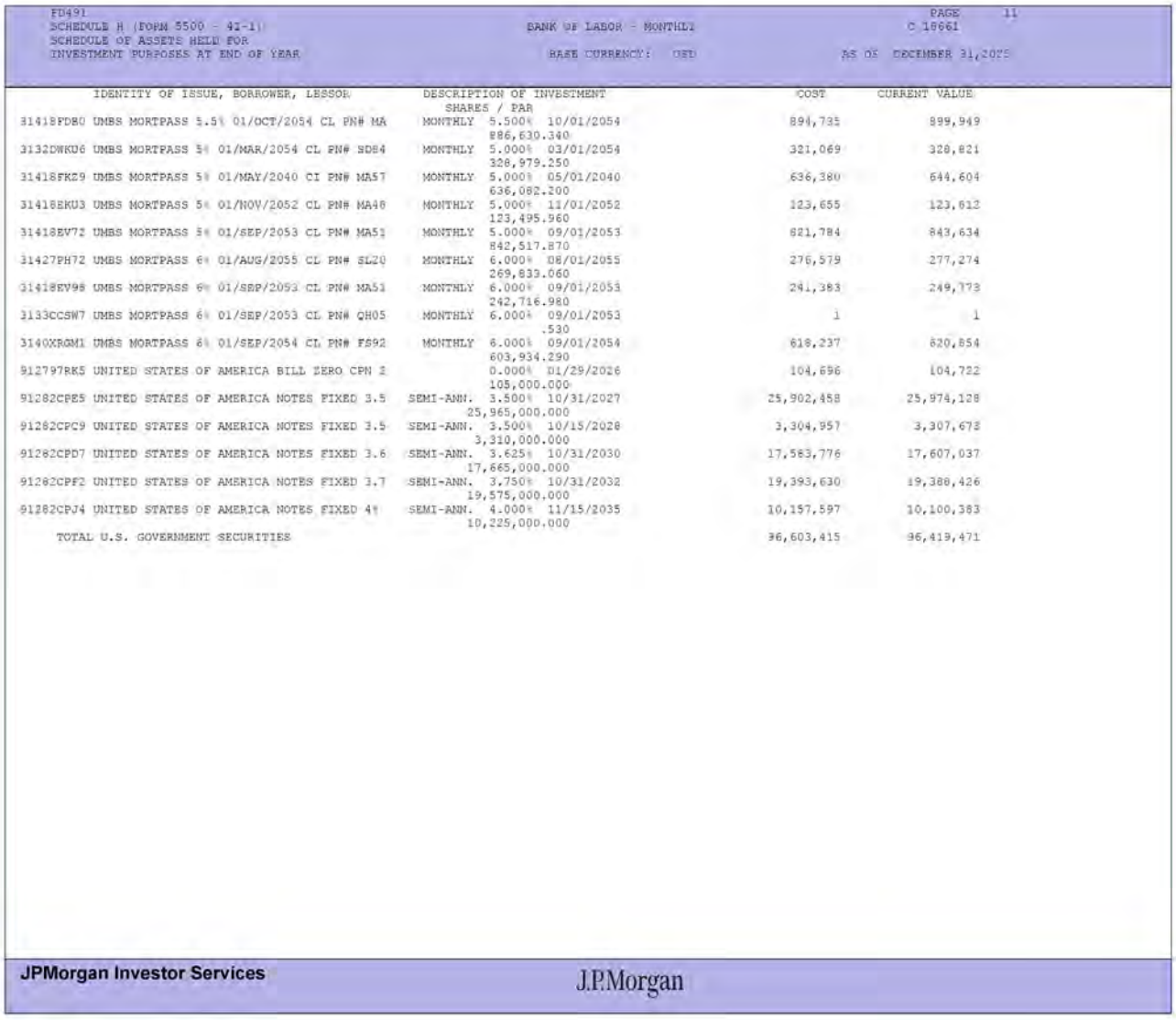

FD491 PAGE 11
SCHEDULE H (FORM 5500 - 42-1) BANK OF LABOR - MONTHLY C 18661
SCHEDULE OF ASSETS HELD FOR INVESTMENT PURPOSES AT END OF YEAR BASE CURRENCY: USD AS OF DECEMBER 31,2025

IDENTITY OF ISSUE, BORROWER, LESSOR	DESCRIPTION OF INVESTMENT	SHARES / PAR	COST	CURRENT VALUE
31418FDE0 UMBS MORTPASS 5.5% 01/OCT/2054 CL PN# MA	MONTHLY	5.500% 10/01/2054 886,630.340	894,735	899,949
3132DWKU6 UMBS MORTPASS 5% 01/MAR/2054 CL PN# SD84	MONTHLY	5.000% 03/01/2054 328,979.250	321,069	320,821
31418FKZ9 UMBS MORTPASS 5% 01/MAY/2040 CI PN# MA57	MONTHLY	5.000% 05/01/2040 636,082.200	636,380	644,604
31418EKU3 UMBS MORTPASS 5% 01/NOV/2052 CL PN# MA48	MONTHLY	5.000% 11/01/2052 123,495.960	123,655	123,612
31418EV72 UMBS MORTPASS 5% 01/SEP/2053 CL PN# MA51	MONTHLY	5.000% 09/01/2053 842,517.870	821,784	843,634
31427PH72 UMBS MORTPASS 6% 01/AUG/2055 CL PN# SL20	MONTHLY	6.000% 08/01/2055 269,833.060	276,579	277,274
31418EV98 UMBS MORTPASS 6% 01/SEP/2053 CL PN# MA51	MONTHLY	6.000% 09/01/2053 242,716.980	241,383	249,773
3133CCSW7 UMBS MORTPASS 6% 01/SEP/2053 CL PN# QH05	MONTHLY	6.000% 09/01/2053 .530	1	1
3140XRGM1 UMBS MORTPASS 6% 01/SEP/2054 CL PN# FS92	MONTHLY	6.000% 09/01/2054 603,934.290	618,237	620,854
912797RK5 UNITED STATES OF AMERICA BILL ZERO CPN 2		0.000% 01/29/2026 105,000.000	104,696	104,722
91282CPE5 UNITED STATES OF AMERICA NOTES FIXED 3.5	SEMI-ANN.	3.500% 10/31/2027 25,965,000.000	25,902,458	25,974,128
91282CPC9 UNITED STATES OF AMERICA NOTES FIXED 3.5	SEMI-ANN.	3.500% 10/15/2028 3,310,000.000	3,304,957	3,307,673
91282CPD7 UNITED STATES OF AMERICA NOTES FIXED 3.6	SEMI-ANN.	3.625% 10/31/2030 17,665,000.000	17,583,776	17,607,037
91282CPF2 UNITED STATES OF AMERICA NOTES FIXED 3.7	SEMI-ANN.	3.750% 10/31/2032 19,575,000.000	19,393,630	19,388,426
91282CPJ4 UNITED STATES OF AMERICA NOTES FIXED 4%	SEMI-ANN.	4.000% 11/15/2035 10,225,000.000	10,157,597	10,100,383
TOTAL U.S. GOVERNMENT SECURITIES			96,603,415	96,419,471

JPMorgan Investor Services J.P.Morgan

BOILERMAKERS NATIONAL ANNUITY TRUST
E.I.N. 48-1029345 PLAN NO. 001
SCHEDULE H, LINE 4i—SCHEDULE OF ASSETS (HELD AT END OF YEAR) (CONTINUED)
DECEMBER 31, 2025

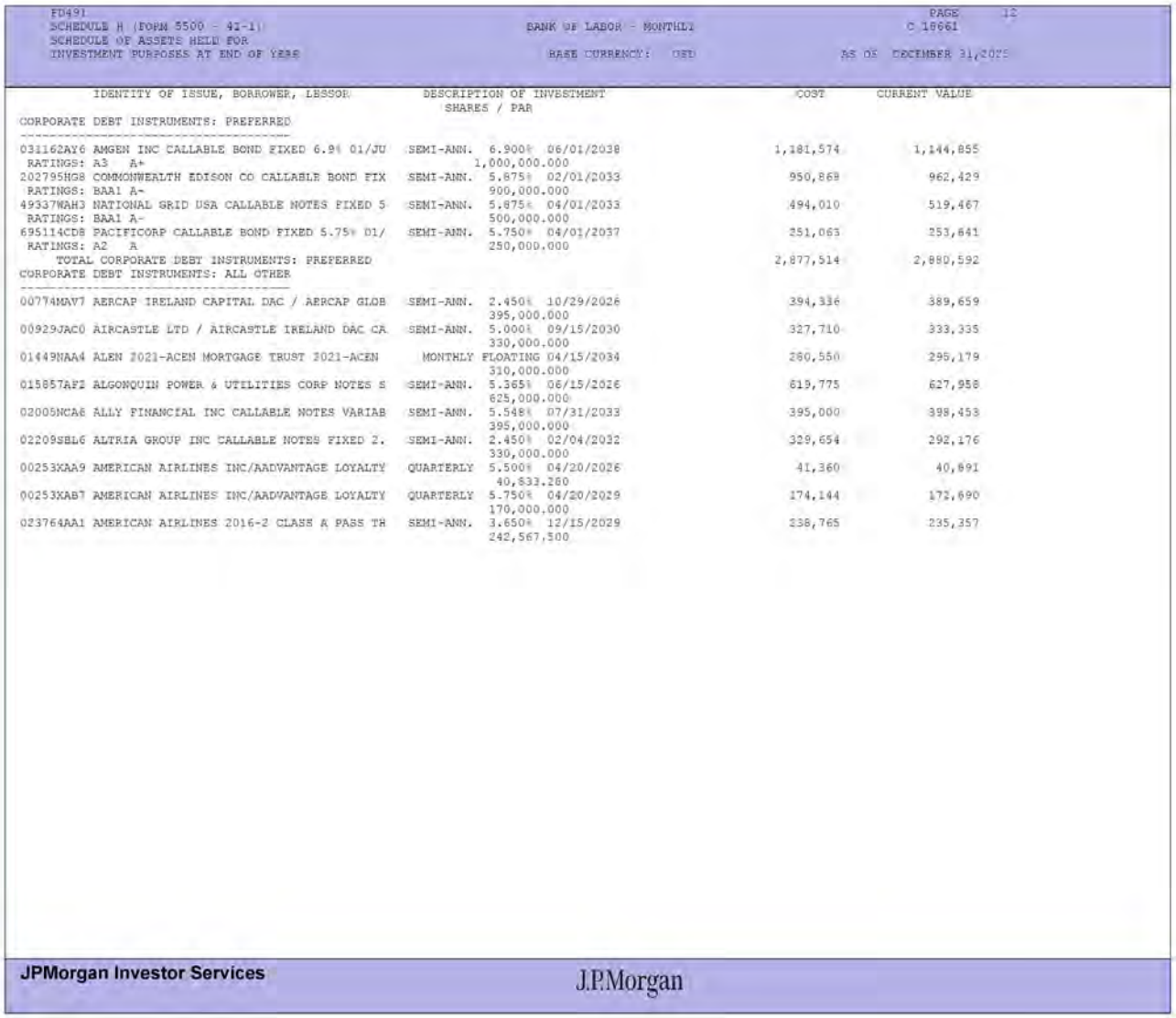

FD491 PAGE 12
SCHEDULE H (FORM 5500 - 4i-1) BANK OF LABOR - MONTHLY C 18661
SCHEDULE OF ASSETS HELD FOR
INVESTMENT PURPOSES AT END OF YEAR BASE CURRENCY: USD AS OF DECEMBER 31,2025

IDENTITY OF ISSUE, BORROWER, LESSOR	DESCRIPTION OF INVESTMENT			COST	CURRENT VALUE
	SHARES / PAR				
CORPORATE DEBT INSTRUMENTS: PREFERRED					
031162AY6 AMGEN INC CALLABLE BOND FIXED 6.9% 01/JU	SEMI-ANN.	6.900%	06/01/2038	1,181,574	1,144,855
RATINGS: A3 A+		1,000,000.000			
202795HG8 COMMONWEALTH EDISON CO CALLABLE BOND FIX	SEMI-ANN.	5.875%	02/01/2033	950,869	962,429
RATINGS: BAA1 A-		900,000.000			
49337WAH3 NATIONAL GRID USA CALLABLE NOTES FIXED 5	SEMI-ANN.	5.875%	04/01/2033	494,010	519,467
RATINGS: BAA1 A-		500,000.000			
695114CD8 PACIFICORP CALLABLE BOND FIXED 5.75% 01/	SEMI-ANN.	5.750%	04/01/2037	251,063	253,841
RATINGS: A2 A		250,000.000			
TOTAL CORPORATE DEBT INSTRUMENTS: PREFERRED				2,877,514	2,880,592
CORPORATE DEBT INSTRUMENTS: ALL OTHER					
00774MAV7 AERCAP IRELAND CAPITAL DAC / AERCAP GLOB	SEMI-ANN.	2.450%	10/29/2026	394,336	389,659
		395,000.000			
00929JAC0 AIRCASTLE LTD / AIRCASTLE IRELAND DAC CA	SEMI-ANN.	5.000%	09/15/2030	327,710	333,335
		330,000.000			
01449NAA4 ALEN 2021-ACEN MORTGAGE TRUST 2021-ACEN	MONTHLY	FLOATING	04/15/2034	280,550	295,179
		310,000.000			
015857AF2 ALGONQUIN POWER & UTILITIES CORP NOTES S	SEMI-ANN.	5.365%	06/15/2026	619,775	627,958
		625,000.000			
02005NCA6 ALLY FINANCIAL INC CALLABLE NOTES VARIAB	SEMI-ANN.	5.548%	07/31/2033	395,000	398,453
		395,000.000			
02209SBL6 ALTRIA GROUP INC CALLABLE NOTES FIXED 2.	SEMI-ANN.	2.450%	02/04/2032	329,654	292,176
		330,000.000			
00253XAA9 AMERICAN AIRLINES INC/AADVANTAGE LOYALTY	QUARTERLY	5.500%	04/20/2026	41,360	40,891
		40,833.280			
00253XAB7 AMERICAN AIRLINES INC/AADVANTAGE LOYALTY	QUARTERLY	5.750%	04/20/2029	174,144	172,690
		170,000.000			
023764AA1 AMERICAN AIRLINES 2016-2 CLASS A PASS TH	SEMI-ANN.	3.650%	12/15/2029	238,765	235,357
		242,567.500			

JPMorgan Investor Services J.P.Morgan

BOILERMAKERS NATIONAL ANNUITY TRUST
E.I.N. 48-1029345 PLAN NO. 001
SCHEDULE H, LINE 4i—SCHEDULE OF ASSETS (HELD AT END OF YEAR) (CONTINUED)
DECEMBER 31, 2025

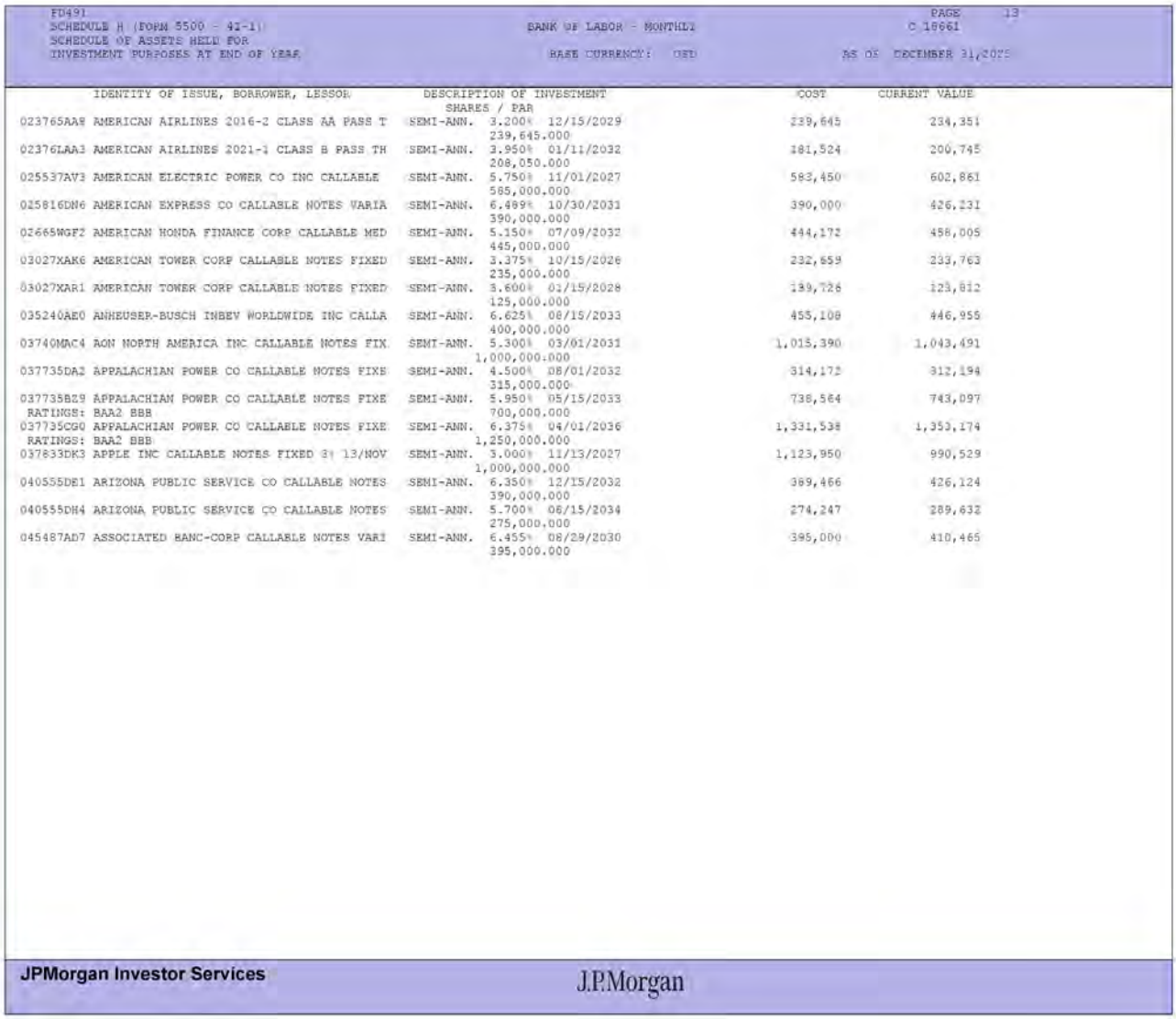

FD491 PAGE 13
SCHEDULE H (FORM 5500 - 4I-1) BANK OF LABOR - MONTHLY C 18661
SCHEDULE OF ASSETS HELD FOR
INVESTMENT PURPOSES AT END OF YEAR BASE CURRENCY: USD AS OF DECEMBER 31,2025

IDENTITY OF ISSUE, BORROWER, LESSOR	DESCRIPTION OF INVESTMENT SHARES / PAR	COST	CURRENT VALUE
023765AA8 AMERICAN AIRLINES 2016-2 CLASS AA PASS T	SEMI-ANN. 3.200% 12/15/2029 239,645.000	239,645	234,351
02376LAA3 AMERICAN AIRLINES 2021-1 CLASS B PASS TH	SEMI-ANN. 3.950% 01/11/2032 208,050.000	181,524	200,745
025537AV3 AMERICAN ELECTRIC POWER CO INC CALLABLE	SEMI-ANN. 5.750% 11/01/2027 585,000.000	583,450	602,861
025816DN6 AMERICAN EXPRESS CO CALLABLE NOTES VARIA	SEMI-ANN. 6.489% 10/30/2031 390,000.000	390,000	426,231
02665WGF2 AMERICAN HONDA FINANCE CORP CALLABLE MED	SEMI-ANN. 5.150% 07/09/2032 445,000.000	444,172	458,005
03027XAK6 AMERICAN TOWER CORP CALLABLE NOTES FIXED	SEMI-ANN. 3.375% 10/15/2026 235,000.000	232,659	233,763
03027XAR1 AMERICAN TOWER CORP CALLABLE NOTES FIXED	SEMI-ANN. 3.600% 01/15/2028 125,000.000	119,726	123,812
035240AE0 ANHEUSER-BUSCH INBEV WORLDWIDE INC CALLA	SEMI-ANN. 6.625% 08/15/2033 400,000.000	455,108	446,955
03740MAC4 AON NORTH AMERICA INC CALLABLE NOTES FIX	SEMI-ANN. 5.300% 03/01/2031 1,000,000.000	1,015,390	1,043,491
037735DA2 APPALACHIAN POWER CO CALLABLE NOTES FIXE	SEMI-ANN. 4.500% 08/01/2032 315,000.000	314,172	312,194
037735BZ9 APPALACHIAN POWER CO CALLABLE NOTES FIXE RATINGS: BAA2 BBB	SEMI-ANN. 5.950% 05/15/2033 700,000.000	738,564	743,097
037735CG0 APPALACHIAN POWER CO CALLABLE NOTES FIXE RATINGS: BAA2 BBB	SEMI-ANN. 6.375% 04/01/2036 1,250,000.000	1,331,538	1,353,174
037833DK3 APPLE INC CALLABLE NOTES FIXED 3% 13/NOV	SEMI-ANN. 3.000% 11/13/2027 1,000,000.000	1,123,950	990,529
040555DE1 ARIZONA PUBLIC SERVICE CO CALLABLE NOTES	SEMI-ANN. 6.350% 12/15/2032 390,000.000	389,466	426,124
040555DH4 ARIZONA PUBLIC SERVICE CO CALLABLE NOTES	SEMI-ANN. 5.700% 06/15/2034 275,000.000	274,247	289,632
045487AD7 ASSOCIATED BANC-CORP CALLABLE NOTES VARI	SEMI-ANN. 6.455% 08/29/2030 395,000.000	395,000	410,465

JPMorgan Investor Services J.P.Morgan

BOILERMAKERS NATIONAL ANNUITY TRUST
E.I.N. 48-1029345 PLAN NO. 001
SCHEDULE H, LINE 4i—SCHEDULE OF ASSETS (HELD AT END OF YEAR) (CONTINUED)
DECEMBER 31, 2025

FD491 PAGE 14
SCHEDULE H (FORM 5500 - 42-1) BANK OF LABOR - MONTHLY C 18661
SCHEDULE OF ASSETS HELD FOR
INVESTMENT PURPOSES AT END OF YEAR BASE CURRENCY: USD AS OF DECEMBER 31,2025

IDENTITY OF ISSUE, BORROWER, LESSOR	DESCRIPTION OF INVESTMENT	SHARES / PAR	COST	CURRENT VALUE
04685A3Q2 ATHENE GLOBAL FUNDING BOND FIXED 5.583%	SEMI-ANN.	5.583% 01/09/2029 395,000.000	394,660	405,989
04685A4C2 ATHENE GLOBAL FUNDING NOTES FIXED 4.721%	SEMI-ANN.	4.721% 10/08/2029 460,000.000	460,000	460,415
048677AD0 ATLANTIC MARINE CORPS COMMUNITIES LLC CA	SEMI-ANN.	5.433% 12/01/2050 525,085.010	543,116	434,048
052528AV8 AUSTRALIA & NEW ZEALAND BANKING GROUP LT	SEMI-ANN.	5.816% 06/18/2036 340,000.000	340,000	352,976
05329WAQ5 AUTONATION INC CALLABLE NOTES FIXED 4.75	SEMI-ANN.	4.750% 06/01/2030 248,000.000	291,689	250,506
05401AAJ0 AVOLON HOLDINGS FUNDING LTD CALLABLE NOT	SEMI-ANN.	3.250% 02/15/2027 775,000.000	698,546	766,464
05401ABD2 AVOLON HOLDINGS FUNDING LTD CALLABLE NOT	SEMI-ANN.	4.700% 01/30/2031 250,000.000	249,265	248,678
05523GAA9 BAMLL COMMERCIAL MORTGAGE SECURITIES TRU	MONTHLY	2.848% 08/14/2034 510,000.000	424,256	422,025
05971AAG6 BANCO BTG PACTUAL SA/CAYMAN ISLANDS CALL	SEMI-ANN.	2.750% 01/11/2026 345,000.000	343,006	344,394
05964HAS4 BANCO SANTANDER SA NOTES FIXED 5.294% 18	SEMI-ANN.	5.294% 08/18/2027 400,000.000	400,000	407,389
05969AAB1 BANCORP INC/THE CALLABLE NOTES FIXED 7.3	SEMI-ANN.	7.375% 09/01/2030 760,000.000	798,418	790,191
06051GHE5 BANK OF AMERICA CORP CALLABLE MEDIUM TER	SEMI-ANN.	2.496% 02/13/2031 750,000.000	782,178	699,184
06051GJT7 BANK OF AMERICA CORP CALLABLE NOTES VARI	SEMI-ANN.	2.687% 04/22/2032 340,000.000	340,000	312,317
06051GKD0 BANK OF AMERICA CORP CALLABLE NOTES VARI	SEMI-ANN.	2.572% 10/20/2032 225,000.000	225,000	203,105
06684NAH2 BAPTIST HEALTH OBLIGATED GROUP BOND FIXE	SEMI-ANN.	3.389% 12/01/2029 945,000.000	1,013,201	907,421
06684NAK5 BAPTIST HEALTH OBLIGATED GROUP CALLABLE	SEMI-ANN.	3.569% 12/01/2034 600,000.000	596,921	548,253

JPMorgan Investor Services J.P.Morgan

BOILERMAKERS NATIONAL ANNUITY TRUST
E.I.N. 48-1029345 PLAN NO. 001
SCHEDULE H, LINE 4i—SCHEDULE OF ASSETS (HELD AT END OF YEAR) (CONTINUED)
DECEMBER 31, 2025

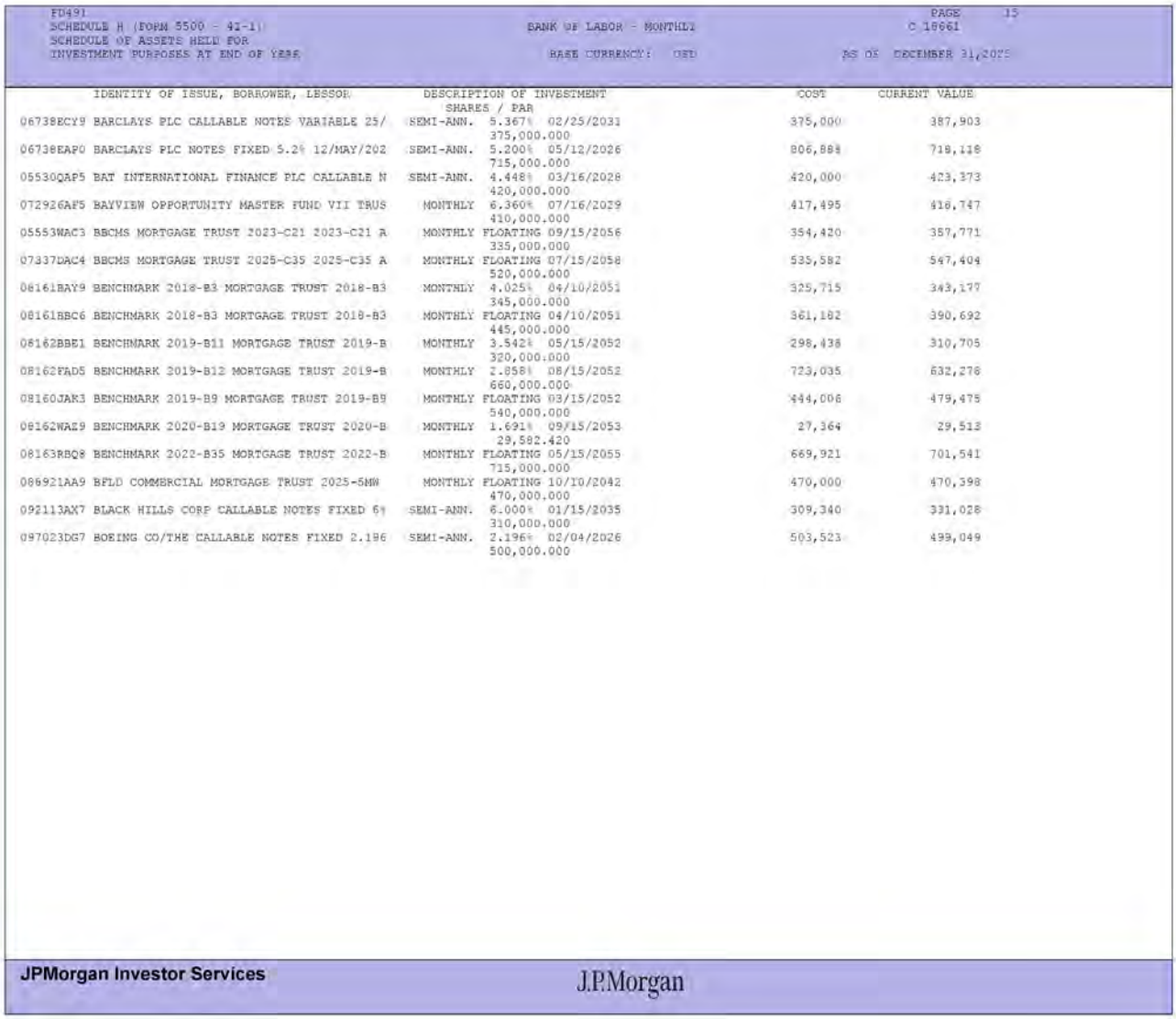

FD491 PAGE 15
SCHEDULE H (FORM 5500 - 42-1) BANK OF LABOR - MONTHLY C 18661
SCHEDULE OF ASSETS HELD FOR
INVESTMENT PURPOSES AT END OF YEAR BASE CURRENCY: USD AS OF DECEMBER 31,2025

IDENTITY OF ISSUE, BORROWER, LESSOR	DESCRIPTION OF INVESTMENT	SHARES / PAR	COST	CURRENT VALUE
06738ECY9 BARCLAYS PLC CALLABLE NOTES VARIABLE 25/	SEMI-ANN. 5.367% 02/25/2031	375,000.000	375,000	387,903
06738EAP0 BARCLAYS PLC NOTES FIXED 5.2% 12/MAY/202	SEMI-ANN. 5.200% 05/12/2026	715,000.000	806,888	718,118
05530QAP5 BAT INTERNATIONAL FINANCE PLC CALLABLE N	SEMI-ANN. 4.448% 03/16/2028	420,000.000	420,000	423,373
072926AF5 BAYVIEW OPPORTUNITY MASTER FUND VII TRUS	MONTHLY 6.360% 07/16/2029	410,000.000	417,495	416,747
05553WAC3 BBCMS MORTGAGE TRUST 2023-C21 2023-C21 A	MONTHLY FLOATING 09/15/2056	335,000.000	354,420	357,771
07337DAC4 BBCMS MORTGAGE TRUST 2025-C35 2025-C35 A	MONTHLY FLOATING 07/15/2058	520,000.000	535,582	547,404
08161BAY9 BENCHMARK 2018-B3 MORTGAGE TRUST 2018-B3	MONTHLY 4.025% 04/10/2051	345,000.000	325,715	343,177
08161BBC6 BENCHMARK 2018-B3 MORTGAGE TRUST 2018-B3	MONTHLY FLOATING 04/10/2051	445,000.000	361,182	390,692
08162BBE1 BENCHMARK 2019-B11 MORTGAGE TRUST 2019-B	MONTHLY 3.542% 05/15/2052	320,000.000	298,438	310,705
08162FAD5 BENCHMARK 2019-B12 MORTGAGE TRUST 2019-B	MONTHLY 2.858% 08/15/2052	660,000.000	723,035	632,276
08160JAK3 BENCHMARK 2019-B9 MORTGAGE TRUST 2019-B9	MONTHLY FLOATING 03/15/2052	540,000.000	444,006	479,475
08162WAE9 BENCHMARK 2020-B19 MORTGAGE TRUST 2020-B	MONTHLY 1.691% 09/15/2053	29,582,420	27,364	29,513
08163RBQ8 BENCHMARK 2022-B35 MORTGAGE TRUST 2022-B	MONTHLY FLOATING 05/15/2055	715,000.000	669,921	701,541
086921AA9 BFLD COMMERCIAL MORTGAGE TRUST 2025-5MW	MONTHLY FLOATING 10/10/2042	470,000.000	470,000	470,398
092113AX7 BLACK HILLS CORP CALLABLE NOTES FIXED 6%	SEMI-ANN. 6.000% 01/15/2035	310,000.000	309,340	331,028
097023DG7 BOEING CO/THE CALLABLE NOTES FIXED 2.196	SEMI-ANN. 2.196% 02/04/2026	500,000.000	503,523	499,049

JPMorgan Investor Services J.P.Morgan

BOILERMAKERS NATIONAL ANNUITY TRUST
E.I.N. 48-1029345 PLAN NO. 001
SCHEDULE H, LINE 4i—SCHEDULE OF ASSETS (HELD AT END OF YEAR) (CONTINUED)
DECEMBER 31, 2025

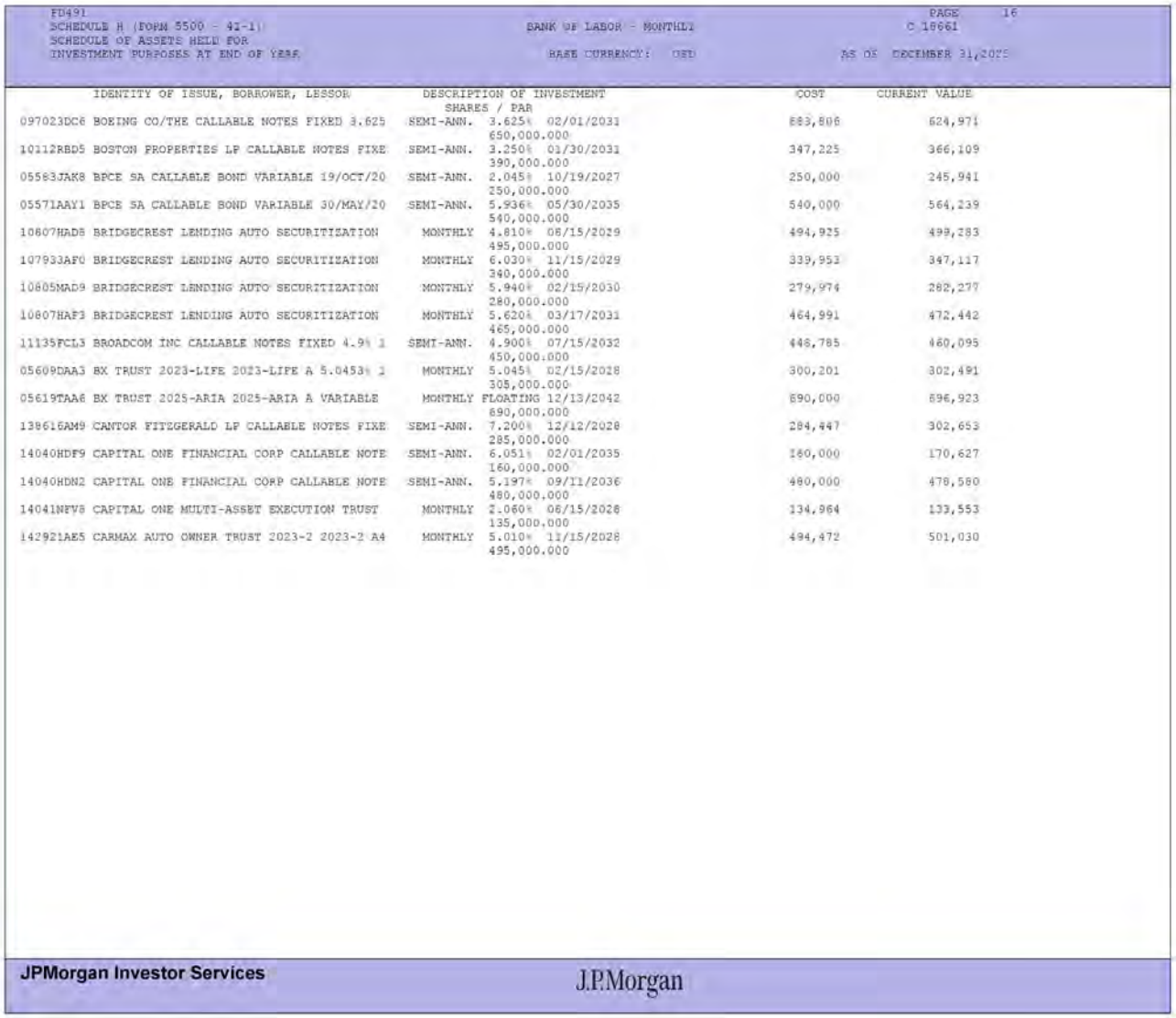

FD491 PAGE 16
SCHEDULE H (FORM 5500 - 4I-1) BANK OF LABOR - MONTHLY C 18661
SCHEDULE OF ASSETS HELD FOR
INVESTMENT PURPOSES AT END OF YEAR BASE CURRENCY: USD AS OF DECEMBER 31,2025

IDENTITY OF ISSUE, BORROWER, LESSOR	DESCRIPTION OF INVESTMENT	SHARES / PAR	COST	CURRENT VALUE
097023DC6 BOEING CO/THE CALLABLE NOTES FIXED 3.625	SEMI-ANN.	3.625% 02/01/2031 650,000.000	883,806	624,971
10112RBD5 BOSTON PROPERTIES LP CALLABLE NOTES FIXE	SEMI-ANN.	3.250% 01/30/2031 390,000.000	347,225	366,109
05583JAK8 BPCE SA CALLABLE BOND VARIABLE 19/OCT/20	SEMI-ANN.	2.045% 10/19/2027 250,000.000	250,000	245,941
05571AAY1 BPCE SA CALLABLE BOND VARIABLE 30/MAY/20	SEMI-ANN.	5.936% 05/30/2035 540,000.000	540,000	564,239
10807HAD8 BRIDGECREST LENDING AUTO SECURITIZATION	MONTHLY	4.810% 08/15/2029 495,000.000	494,925	498,283
107933AF0 BRIDGECREST LENDING AUTO SECURITIZATION	MONTHLY	6.030% 11/15/2029 340,000.000	339,953	347,117
10805MAD9 BRIDGECREST LENDING AUTO SECURITIZATION	MONTHLY	5.940% 02/15/2030 280,000.000	279,974	282,277
10807HAF3 BRIDGECREST LENDING AUTO SECURITIZATION	MONTHLY	5.620% 03/17/2031 465,000.000	464,991	472,442
11135FCL3 BROADCOM INC CALLABLE NOTES FIXED 4.9% 1	SEMI-ANN.	4.900% 07/15/2032 450,000.000	448,785	460,095
05609DAA3 BX TRUST 2023-LIFE 2023-LIFE A 5.0453% 1	MONTHLY	5.045% 02/15/2028 305,000.000	300,201	302,491
05619TAA6 BX TRUST 2025-ARIA 2025-ARIA A VARIABLE	MONTHLY	FLOATING 12/13/2042 690,000.000	690,000	696,923
138616AM9 CANTOR FITZGERALD LP CALLABLE NOTES FIXE	SEMI-ANN.	7.200% 12/12/2028 285,000.000	284,447	302,653
14040HDF9 CAPITAL ONE FINANCIAL CORP CALLABLE NOTE	SEMI-ANN.	6.051% 02/01/2035 160,000.000	160,000	170,627
14040HDN2 CAPITAL ONE FINANCIAL CORP CALLABLE NOTE	SEMI-ANN.	5.197% 09/11/2036 480,000.000	480,000	478,580
14041NFV8 CAPITAL ONE MULTI-ASSET EXECUTION TRUST	MONTHLY	2.060% 06/15/2028 135,000.000	134,964	133,553
142921AE5 CARMAX AUTO OWNER TRUST 2023-2 2023-2 A4	MONTHLY	5.010% 11/15/2028 495,000.000	494,472	501,030

JPMorgan Investor Services J.P.Morgan

BOILERMAKERS NATIONAL ANNUITY TRUST
E.I.N. 48-1029345 PLAN NO. 001
SCHEDULE H, LINE 4i—SCHEDULE OF ASSETS (HELD AT END OF YEAR) (CONTINUED)
DECEMBER 31, 2025

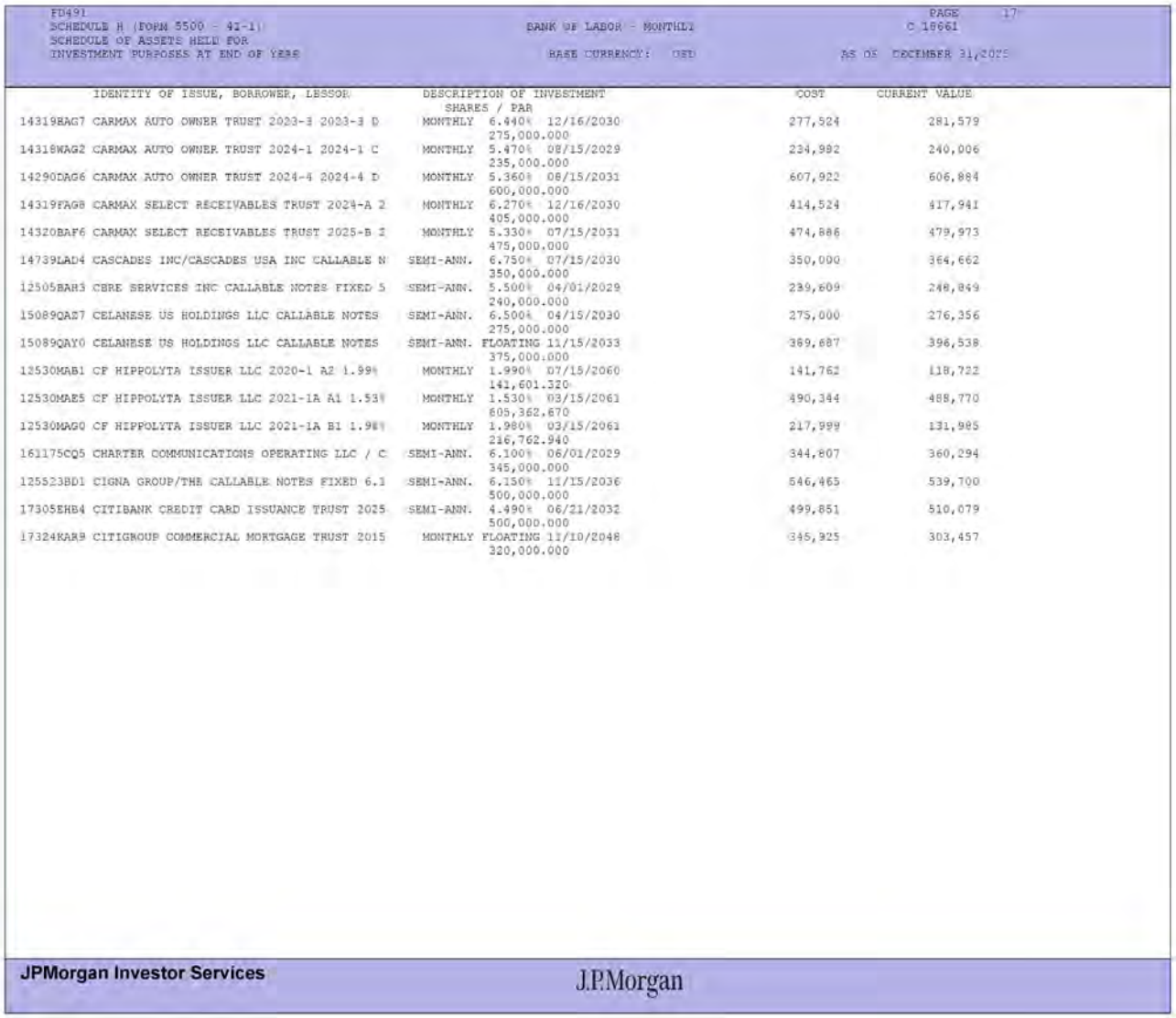

FD491 PAGE 17
SCHEDULE H (FORM 5500 - 42-1) BANK OF LABOR - MONTHLY C 18661
SCHEDULE OF ASSETS HELD FOR
INVESTMENT PURPOSES AT END OF YEAR BASE CURRENCY: USD AS OF DECEMBER 31,2025

IDENTITY OF ISSUE, BORROWER, LESSOR	DESCRIPTION OF INVESTMENT	SHARES / PAR	COST	CURRENT VALUE
14319EAG7 CARMAX AUTO OWNER TRUST 2023-3 2023-3 D	MONTHLY	6.440% 12/16/2030 275,000.000	277,524	281,579
14318WAG2 CARMAX AUTO OWNER TRUST 2024-1 2024-1 C	MONTHLY	5.470% 08/15/2029 235,000.000	234,982	240,006
14290DAG6 CARMAX AUTO OWNER TRUST 2024-4 2024-4 D	MONTHLY	5.360% 08/15/2031 600,000.000	607,922	606,884
14319FAG8 CARMAX SELECT RECEIVABLES TRUST 2024-A 2	MONTHLY	6.270% 12/16/2030 405,000.000	414,524	417,941
14320BAF6 CARMAX SELECT RECEIVABLES TRUST 2025-B 2	MONTHLY	5.330% 07/15/2031 475,000.000	474,886	479,973
14739LAD4 CASCADES INC/CASCADES USA INC CALLABLE N	SEMI-ANN.	6.750% 07/15/2030 350,000.000	350,000	364,662
12505BAR3 CBRE SERVICES INC CALLABLE NOTES FIXED 5	SEMI-ANN.	5.500% 04/01/2029 240,000.000	239,609	248,849
15089QAZ7 CELANESE US HOLDINGS LLC CALLABLE NOTES	SEMI-ANN.	6.500% 04/15/2030 275,000.000	275,000	276,356
15089QAY0 CELANESE US HOLDINGS LLC CALLABLE NOTES	SEMI-ANN.	FLOATING 11/15/2033 375,000.000	369,687	396,538
12530MAB1 CF HIPPOLYTA ISSUER LLC 2020-1 A2 1.99%	MONTHLY	1.990% 07/15/2060 141,601.320	141,762	118,722
12530MAE5 CF HIPPOLYTA ISSUER LLC 2021-1A A1 1.53%	MONTHLY	1.530% 03/15/2061 605,362.670	490,344	488,770
12530MAG0 CF HIPPOLYTA ISSUER LLC 2021-1A B1 1.98%	MONTHLY	1.980% 03/15/2061 216,762.940	217,999	131,985
161175CQ5 CHARTER COMMUNICATIONS OPERATING LLC / C	SEMI-ANN.	6.100% 06/01/2029 345,000.000	344,807	360,294
125523BD1 CIGNA GROUP/THE CALLABLE NOTES FIXED 6.1	SEMI-ANN.	6.150% 11/15/2036 500,000.000	546,465	539,700
17305EHB4 CITIBANK CREDIT CARD ISSUANCE TRUST 2025	SEMI-ANN.	4.490% 06/21/2032 500,000.000	499,851	510,079
17324KAR9 CITIGROUP COMMERCIAL MORTGAGE TRUST 2015	MONTHLY	FLOATING 12/10/2048 320,000.000	345,925	303,457

JPMorgan Investor Services J.P.Morgan

BOILERMAKERS NATIONAL ANNUITY TRUST
E.I.N. 48-1029345 PLAN NO. 001
SCHEDULE H, LINE 4i—SCHEDULE OF ASSETS (HELD AT END OF YEAR) (CONTINUED)
DECEMBER 31, 2025

FD491 PAGE 18
SCHEDULE H (FORM 5500 - 42-1) BANK OF LABOR - MONTHLY C 18661
SCHEDULE OF ASSETS HELD FOR
INVESTMENT PURPOSES AT END OF YEAR BASE CURRENCY: USD AS OF DECEMBER 31,2025

IDENTITY OF ISSUE, BORROWER, LESSOR	DESCRIPTION OF INVESTMENT SHARES / PAR	COST	CURRENT VALUE
17291DAC7 CITIGROUP COMMERCIAL MORTGAGE TRUST 2018	MONTHLY 3.963% 06/10/2051 200,455.440	200,225	199,331
17329FL93 CITIGROUP GLOBAL MARKETS HOLDINGS INC/UN	QUARTERLY FLOATING 05/21/2031 500,000.000	500,000	414,757
17292GBK0 CITIGROUP INC CALLABLE MEDIUM TERM NOTE	SEMI-ANN. 4.350% 10/21/2030 1,000,000.000	1,000,000	998,038
17290A4G2 CITIGROUP INC CALLABLE MEDIUM TERM NOTE	SEMI-ANN. 5.250% 06/30/2034 500,000.000	500,000	500,986
17298CKA5 CITIGROUP INC CALLABLE MEDIUM TERM NOTE	SEMI-ANN. 2.000% 09/16/2031 250,000.000	250,000	215,592
1730T02Q1 CITIGROUP INC CALLABLE MEDIUM TERM NOTE	QUARTERLY FLOATING 10/29/2021 16,000	16,000	0
172967NE7 CITIGROUP INC CALLABLE NOTES VARIABLE 03	SEMI-ANN. 2.520% 11/03/2032 300,000.000	255,491	269,091
17327CAT0 CITIGROUP INC CALLABLE NOTES VARIABLE 19	SEMI-ANN. 4.542% 09/19/2030 440,000.000	440,000	443,822
17332XAA9 CITIGROUP MORTGAGE LOAN TRUST 2025-LTV1	MONTHLY FLOATING 12/25/2055 508,299.470	508,292	509,076
19828AAD9 COLUMBIA PIPELINES HOLDING CO LLC CALLAB	SEMI-ANN. 5.097% 10/01/2031 345,000.000	344,986	351,791
19828TAA4 COLUMBIA PIPELINES OPERATING CO LLC CALL	SEMI-ANN. 5.927% 08/15/2030 190,000.000	189,996	201,516
12592LBH4 COMM 2014-CCRE20 MORTGAGE TRUST 2014-CR2	MONTHLY 3.326% 11/10/2047 .030	0	0
20753BAB9 CONNECTICUT AVENUE SECURITIES TRUST 2023	MONTHLY FLOATING 09/25/2043 235,000.000	244,253	242,835
20848FAA8 CONSERVATION FUND A NONPROFIT CORP/THE C	SEMI-ANN. 3.474% 12/15/2029 242,000.000	225,798	232,353
222070AG9 COTY INC/HFC PRESTIGE PRODUCTS INC/HFC P	SEMI-ANN. 4.750% 01/15/2029 530,000.000	510,788	522,243
22535WAS6 CREDIT AGRICOLE SA CALLABLE MEDIUM TERM	SEMI-ANN. 4.818% 09/25/2033 355,000.000	355,000	355,045

JPMorgan Investor Services J.P.Morgan

BOILERMAKERS NATIONAL ANNUITY TRUST
E.I.N. 48-1029345 PLAN NO. 001
SCHEDULE H, LINE 4i—SCHEDULE OF ASSETS (HELD AT END OF YEAR) (CONTINUED)
DECEMBER 31, 2025

FD491 PAGE 19
SCHEDULE H (FORM 5500 - 4I-1) BANK OF LABOR - MONTHLY C 18661
SCHEDULE OF ASSETS HELD FOR
INVESTMENT PURPOSES AT END OF YEAR BASE CURRENCY: USD AS OF DECEMBER 31,2025

IDENTITY OF ISSUE, BORROWER, LESSOR	DESCRIPTION OF INVESTMENT			COST	CURRENT VALUE
	SHARES / PAR				
126281BF0 CSAIL 2015-C1 COMMERCIAL MORTGAGE TRUST	MONTHLY	FLOATING	04/15/2050	240,156	240,626
	265,000.000				
12641LBU6 CSX CORP CALLABLE MEDIUM TERM NOTE FIXED	SEMI-ANN.	6.800%	12/01/2028	541,555	534,207
RATINGS: BAA3 BBB-	500,000.000				
233868AC2 DAIMLER TRUCKS RETAIL TRUST 2023-1 2023-	MONTHLY	5.900%	03/15/2027	91,520	91,955
	91,521.750				
23802YAA5 DATABANK ISSUER II LLC 2025-1A A2 5.18%	MONTHLY	5.180%	09/27/2055	184,994	182,392
	185,000.000				
830867AB3 DELTA AIR LINES INC / SKYMILES IP LTD CA	QUARTERLY	4.750%	10/20/2028	451,350	472,902
	470,000.000				
251526CV9 DEUTSCHE BANK AG/NEW YORK NY CALLABLE NO	SEMI-ANN.	5.706%	02/08/2028	490,000	497,733
	490,000.000				
251526CP4 DEUTSCHE BANK AG/NEW YORK NY CALLABLE NO	SEMI-ANN.	3.729%	01/14/2032	480,152	510,862
	540,000.000				
252154AC3 DEXT ABS 2025-1 LLC 2025-1 A3 4.77% 15/A	MONTHLY	4.770%	08/15/2035	364,981	369,031
	365,000.000				
25389JAR7 DIGITAL REALTY TRUST LP CALLABLE BOND FI	SEMI-ANN.	3.700%	08/15/2027	210,102	208,869
	210,000.000				
254683CY9 DISCOVER CARD EXECUTION NOTE TRUST 2023-	MONTHLY	4.310%	03/15/2028	334,981	335,340
	335,000.000				
260543DN0 DOW CHEMICAL CO/THE CALLABLE NOTES FIXED	SEMI-ANN.	4.800%	01/15/2031	548,955	547,351
	550,000.000				
257375AP0 EASTERN ENERGY GAS HOLDINGS LLC CALLABLE	SEMI-ANN.	3.000%	11/15/2029	529,230	566,105
	600,000.000				
281020BB2 EDISON INTERNATIONAL CALLABLE NOTES FIXE	SEMI-ANN.	5.250%	03/15/2032	389,743	390,080
	390,000.000				
036752BJ1 ELEVANCE HEALTH INC CALLABLE NOTES FIXED	SEMI-ANN.	4.600%	09/15/2032	469,163	469,957
	470,000.000				
532457CE6 ELI LILLY & CO CALLABLE NOTES FIXED 5% 2	SEMI-ANN.	5.000%	02/27/2026	500,000	500,025
	500,000.000				
29366WAD8 ENTERGY MISSISSIPPI LLC CALLABLE BOND FI	SEMI-ANN.	5.000%	09/01/2033	159,909	162,954
	160,000.000				

JPMorgan Investor Services J.P.Morgan

BOILERMAKERS NATIONAL ANNUITY TRUST
E.I.N. 48-1029345 PLAN NO. 001
SCHEDULE H, LINE 4i—SCHEDULE OF ASSETS (HELD AT END OF YEAR) (CONTINUED)
DECEMBER 31, 2025

FD491 PAGE 20
SCHEDULE H (FORM 5500 - 4I-1) BANK OF LABOR - MONTHLY C 18661
SCHEDULE OF ASSETS HELD FOR
INVESTMENT PURPOSES AT END OF YEAR BASE CURRENCY: USD AS OF DECEMBER 31,2025

IDENTITY OF ISSUE, BORROWER, LESSOR	DESCRIPTION OF INVESTMENT	SHARES / PAR	COST	CURRENT VALUE
29375EAA3 ENTERPRISE COMMUNITY LOAN FUND INC CALLA	SEMI-ANN. 4.152% 11/01/2028	470,000.000	481,954	469,442
30037DAA3 EVERGY METRO INC CALLABLE BOND FIXED 2.2	SEMI-ANN. 2.250% 06/01/2030	380,000.000	379,559	350,685
30037EAC7 EVERGY MISSOURI WEST INC CALLABLE BOND F	SEMI-ANN. 5.250% 12/15/2035	195,000.000	194,901	196,136
30219GAM0 EVERNORTH HEALTH INC CALLABLE BOND FIXED	SEMI-ANN. 4.500% 02/25/2026	319,000.000	317,555	319,000
30040WAT5 EVERSOURCE ENERGY CALLABLE NOTES FIXED S	SEMI-ANN. 5.450% 03/01/2028	385,000.000	384,242	394,762
30165XAF2 EXETER AUTOMOBILE RECEIVABLES TRUST 2021	MONTHLY 1.400% 04/15/2027	135,198.900	124,365	134,511
30166AAF1 EXETER AUTOMOBILE RECEIVABLES TRUST 2021	MONTHLY 1.550% 06/15/2027	338,653.140	309,642	336,210
30168BAF7 EXETER AUTOMOBILE RECEIVABLES TRUST 2023	MONTHLY 6.690% 06/15/2029	295,000.000	294,966	299,424
30166TAF0 EXETER AUTOMOBILE RECEIVABLES TRUST 2023	MONTHLY 6.950% 12/17/2029	120,000.000	122,494	122,675
30227FAG5 EXTENDED STAY AMERICA TRUST 2021-ESH 202	MONTHLY FLOATING 07/15/2038	.270	0	0
30225VAV9 EXTRA SPACE STORAGE LP CALLABLE NOTES FI	SEMI-ANN. 4.950% 01/15/2033	485,000.000	483,734	490,760
31428XBP0 FEDEX CORP CALLABLE NOTES FIXED 3.4% 15/	SEMI-ANN. 3.400% 02/15/2028	1,000,000.000	988,970	985,766
3137G0EW5 FHLMC STACR DEBT NOTES 2015-DNA1 2015-DN	MONTHLY FLOATING 10/25/2027	.070	0	0
3137G0UD9 FHLMC STACR DEBT NOTES 2018-HQA1 2018-HQ	MONTHLY FLOATING 09/25/2030	.020	0	0
35564KXA2 FHLMC STACR REMIC TRUST 2022-DNA4 2022-D	MONTHLY FLOATING 05/25/2042	260,000.000	277,063	274,520
35564KE70 FHLMC STACR REMIC TRUST 2022-HQA3 2022-H	MONTHLY FLOATING 08/25/2042	770,000.000	819,813	820,662

JPMorgan Investor Services J.P.Morgan

BOILERMAKERS NATIONAL ANNUITY TRUST
E.I.N. 48-1029345 PLAN NO. 001
SCHEDULE H, LINE 4i—SCHEDULE OF ASSETS (HELD AT END OF YEAR) (CONTINUED)
DECEMBER 31, 2025

FD491 PAGE 21
SCHEDULE H (FORM 5500 - 4i-1) BANK OF LABOR - MONTHLY C 18661
SCHEDULE OF ASSETS HELD FOR
INVESTMENT PURPOSES AT END OF YEAR BASE CURRENCY: USD AS OF DECEMBER 31,2025

IDENTITY OF ISSUE, BORROWER, LESSOR	DESCRIPTION OF INVESTMENT	SHARES / PAR	COST	CURRENT VALUE
35564NHA4 FHLMC STACR REMIC TRUST 2025-HQA1 2025-H	MONTHLY FLOATING 02/25/2045	435,000.000	431,602	435,529
31620RAH9 FIDELITY NATIONAL FINANCIAL INC CALLABLE	SEMI-ANN. 4.500% 08/15/2028	1,500,000.000	1,607,628	1,509,787
31620MBR6 FIDELITY NATIONAL INFORMATION SERVICES I	SEMI-ANN. 1.150% 03/01/2026	680,000.000	678,980	676,705
316773DM9 FIFTH THIRD BANCORP CALLABLE NOTES VARIA	SEMI-ANN. 4.895% 09/06/2030	395,000.000	395,000	401,567
337158AJ8 FIRST HORIZON BANK CALLABLE NOTES FIXED	SEMI-ANN. 5.750% 05/01/2030	305,000.000	374,637	315,314
320517AE5 FIRST HORIZON CORP CALLABLE NOTES VARIAB	SEMI-ANN. 5.514% 03/07/2031	280,000.000	280,000	289,537
33767PAB8 FIRSTKEY HOMES 2022-SFR2 TRUST 2022-SFR2	MONTHLY 4.500% 07/17/2039	535,327.090	525,457	532,780
33830GAA9 FIVE CORNERS FUNDING TRUST III CALLABLE	SEMI-ANN. 5.791% 02/15/2033	430,000.000	450,950	453,912
33844XAL2 FLAGSHIP CREDIT AUTO TRUST 2022-2 2022-2	MONTHLY 5.800% 04/17/2028	375,000.000	347,578	335,581
33939HAA7 FLEX INTERMEDIATE HOLDCO LLC CALLABLE NO	SEMI-ANN. 3.363% 06/30/2031	685,000.000	553,345	630,999
30711XBM5 FNMA CONNECTICUT AVENUE SECURITIES 2018-	MONTHLY FLOATING 08/25/2028	123,969.800	131,316	125,091
30711XY24 FNMA CONNECTICUT AVENUE SECURITIES 2018-	MONTHLY FLOATING 01/25/2031	.010	0	0
34535QAD7 FORD CREDIT AUTO OWNER TRUST 2023-REV1 2	MONTHLY 6.260% 08/15/2035	265,000.000	264,914	271,702
34535CAB2 FORD CREDIT AUTO OWNER TRUST 2023-REV2 2	MONTHLY 5.920% 02/15/2036	445,000.000	444,951	463,249
34536BAB3 FORD CREDIT AUTO OWNER TRUST 2025-REV2 2	MONTHLY FLOATING 02/15/2038	475,000.000	479,602	479,716
345397G31 FORD MOTOR CREDIT CO LLC CALLABLE NOTES	SEMI-ANN. 6.054% 11/05/2031	305,000.000	302,151	312,774

JPMorgan Investor Services J.P.Morgan

BOILERMAKERS NATIONAL ANNUITY TRUST
E.I.N. 48-1029345 PLAN NO. 001
SCHEDULE H, LINE 4i—SCHEDULE OF ASSETS (HELD AT END OF YEAR) (CONTINUED)
DECEMBER 31, 2025

FD491 PAGE 22
SCHEDULE H (FORM 5500 - 42-1) BANK OF LABOR - MONTHLY C 18661
SCHEDULE OF ASSETS HELD FOR
INVESTMENT PURPOSES AT END OF YEAR BASE CURRENCY: USD AS OF DECEMBER 31,2025

IDENTITY OF ISSUE, BORROWER, LESSOR	DESCRIPTION OF INVESTMENT	SHARES / PAR	COST	CURRENT VALUE
345397C92 FORD MOTOR CREDIT CO LLC CALLABLE NOTES	SEMI-ANN. 6.800% 05/12/2028	315,000.000	314,959	328,768
34959EAA7 FORTINET INC CALLABLE NOTES FIXED 1% 15/	SEMI-ANN. 1.000% 03/15/2026	345,000.000	343,147	342,722
350930AF0 FOUNDRY JV HOLDCO LLC CALLABLE BOND FIXE	SEMI-ANN. 5.500% 01/25/2031	620,000.000	619,392	640,730
350930AG8 FOUNDRY JV HOLDCO LLC CALLABLE BOND FIXE	SEMI-ANN. 5.900% 01/25/2033	440,000.000	467,918	461,065
35137LAN5 FOX CORP CALLABLE NOTES FIXED 6.5% 13/OC	SEMI-ANN. 6.500% 10/13/2033	440,000.000	436,498	486,030
368266AT9 GAZPROM PJSC VIA GAZ CAPITAL SA NOTES FI	SEMI-ANN. 4.950% 02/06/2028	255,000.000	249,682	204,000
36168HAA2 GCAT 2021-NQM4 TRUST 2021-NQM4 A1 VARIAB	MONTHLY FLOATING 08/25/2066	.020	0	0
36168VAC7 GCAT 2022-NQM1 TRUST 2022-NQM1 A1 VARIAB	MONTHLY FLOATING 02/25/2067	.010	0	0
369604BW2 GENERAL ELECTRIC CO CALLABLE NOTES FIXED	SEMI-ANN. 3.625% 05/01/2030	1,500,000.000	1,476,990	1,456,010
37045XEU6 GENERAL MOTORS FINANCIAL CO INC CALLABLE	SEMI-ANN. 5.550% 07/15/2029	280,000.000	279,874	290,461
37045XDE3 GENERAL MOTORS FINANCIAL CO INC CALLABLE	SEMI-ANN. 2.350% 01/08/2031	434,000.000	424,910	390,328
37045XFG6 GENERAL MOTORS FINANCIAL CO INC CALLABLE	SEMI-ANN. 5.625% 04/04/2032	325,000.000	324,769	338,846
373334KT7 GEORGIA POWER CO CALLABLE NOTES FIXED 4.	SEMI-ANN. 4.950% 05/17/2033	1,000,000.000	993,200	1,020,928
G38644103 GIGACLOUD TECHNOLOGY INC COMMON STOCK US		200.000	8,022	7,656
37940XAW2 GLOBAL PAYMENTS INC CALLABLE NOTES FIXED	SEMI-ANN. 4.875% 11/15/2030	335,000.000	334,896	335,739
361841AP4 GLP CAPITAL LP / GLP FINANCING II INC CA	SEMI-ANN. 4.000% 01/15/2030	380,000.000	412,757	369,413

JPMorgan Investor Services J.P.Morgan

BOILERMAKERS NATIONAL ANNUITY TRUST
E.I.N. 48-1029345 PLAN NO. 001
SCHEDULE H, LINE 4i—SCHEDULE OF ASSETS (HELD AT END OF YEAR) (CONTINUED)
DECEMBER 31, 2025

FD491 PAGE 33
SCHEDULE H (FORM 5500 - 4i-1) BANK OF LABOR - MONTHLY C 18661
SCHEDULE OF ASSETS HELD FOR
INVESTMENT PURPOSES AT END OF YEAR BASE CURRENCY: USD AS OF DECEMBER 31,2025

IDENTITY OF ISSUE, BORROWER, LESSOR	DESCRIPTION OF INVESTMENT SHARES / PAR	COST	CURRENT VALUE
37989AAL9 GLS AUTO RECEIVABLES ISSUER TRUST 2024-3	MONTHLY 5.530% 02/18/2031 405,000.000	403,829	409,659
361886CW2 GMF FLOORPLAN OWNER REVOLVING TRUST 2023	MONTHLY 5.340% 06/15/2030 310,000.000	309,866	319,935
38150AE68 GOLDMAN SACHS GROUP INC/THE CALLABLE MED	SEMI-ANN. FLOATING 03/31/2030 200,000.000	200,000	199,501
38141GYA6 GOLDMAN SACHS GROUP INC/THE CALLABLE NOT	SEMI-ANN. 1.431% 03/09/2027 245,000.000	245,000	243,752
38141GYM0 GOLDMAN SACHS GROUP INC/THE CALLABLE NOT	SEMI-ANN. 1.948% 10/21/2027 270,000.000	270,000	265,451
38141GWL4 GOLDMAN SACHS GROUP INC/THE CALLABLE NOT	SEMI-ANN. 3.691% 06/05/2028 655,000.000	699,846	651,572
38141GXR0 GOLDMAN SACHS GROUP INC/THE CALLABLE NOT	SEMI-ANN. 1.992% 01/27/2032 200,000.000	200,000	177,825
39121JAH3 GREAT RIVER ENERGY CALLABLE BOND FIXED 4	SEMI-ANN. 4.478% 07/01/2030 158,000.000	156,420	156,819
40057HE48 GS FINANCE CORP CALLABLE MEDIUM TERM NOT	QUARTERLY FLOATING 05/28/2031 500,000.000	500,000	500,000
36253BAU7 GS MORTGAGE SECURITIES TRUST 2014-GC22 2	MONTHLY 3.862% 06/10/2047 403,173.960	387,047	389,911
41285JAD0 HARLEY-DAVIDSON MOTORCYCLE TRUST 2023-A	MONTHLY 5.050% 12/15/2027 77,311.770	77,304	77,545
404119DE6 HCA INC CALLABLE NOTES FIXED 4.6% 15/NOV	SEMI-ANN. 4.600% 11/15/2032 560,000.000	558,690	555,776
42806MAE9 HERTZ VEHICLE FINANCING III LP 2021-2A A	MONTHLY 1.680% 12/27/2027 745,000.000	718,052	730,886
42806MAF6 HERTZ VEHICLE FINANCING III LP 2021-2A B	MONTHLY 2.120% 12/27/2027 350,000.000	332,391	343,183
403956AC9 HILT COMMERCIAL MORTGAGE TRUST 2024-ORL	MONTHLY FLOATING 05/15/2037 400,000.000	399,000	400,742
44216XAA3 HOUSTON GALLERIA MALL TRUST 2025-HGLR 20	MONTHLY FLOATING 02/05/2045 530,000.000	533,913	549,836

JPMorgan Investor Services J.P.Morgan

BOILERMAKERS NATIONAL ANNUITY TRUST
E.I.N. 48-1029345 PLAN NO. 001
SCHEDULE H, LINE 4i—SCHEDULE OF ASSETS (HELD AT END OF YEAR) (CONTINUED)
DECEMBER 31, 2025

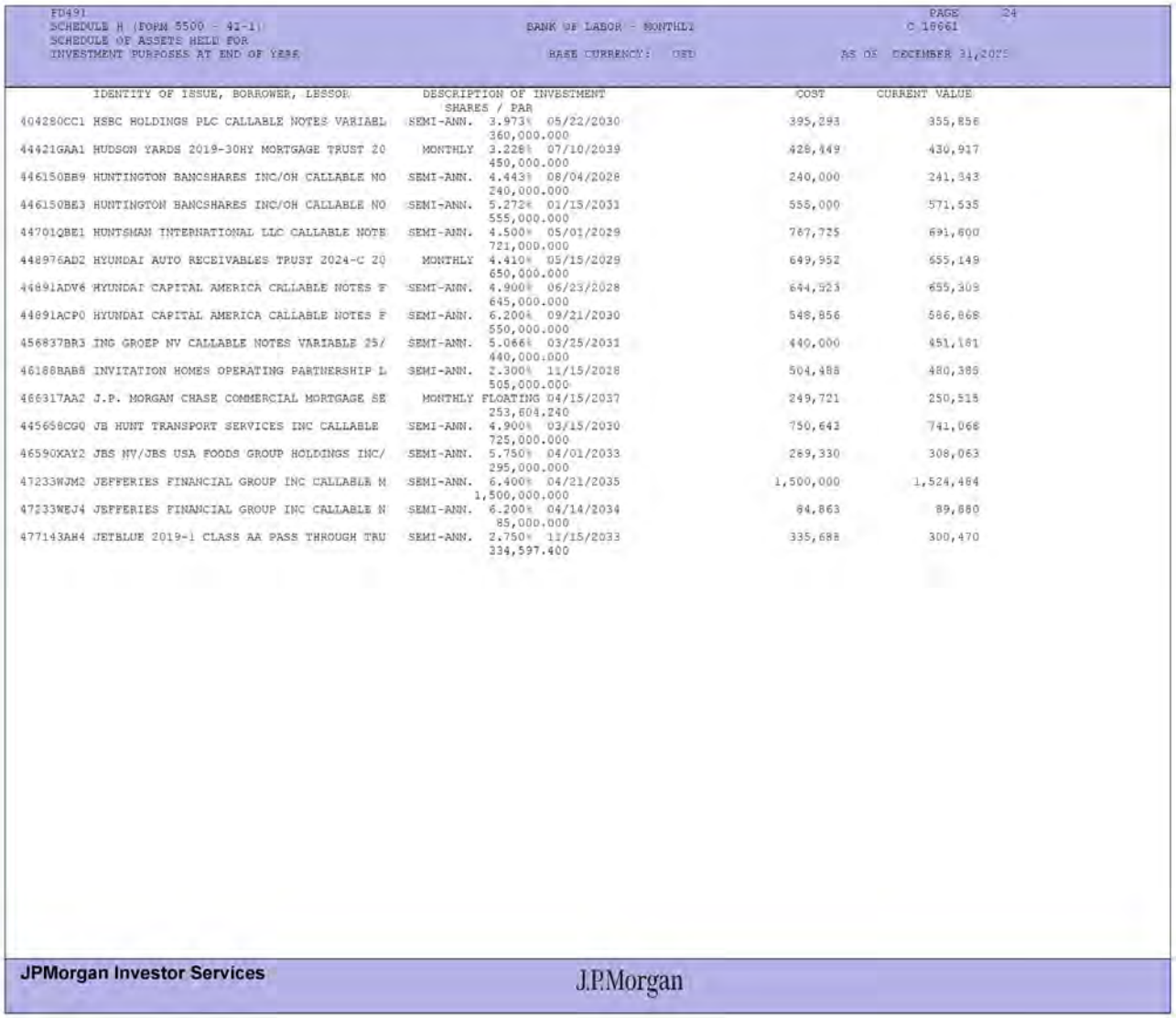

FD491 PAGE 24
SCHEDULE H (FORM 5500 - 42-1) BANK OF LABOR - MONTHLY C 18661
SCHEDULE OF ASSETS HELD FOR
INVESTMENT PURPOSES AT END OF YEAR BASE CURRENCY: USD AS OF DECEMBER 31,2025

IDENTITY OF ISSUE, BORROWER, LESSOR	DESCRIPTION OF INVESTMENT	SHARES / PAR	COST	CURRENT VALUE
404280CC1 HSBC HOLDINGS PLC CALLABLE NOTES VARIABL	SEMI-ANN.	3.973% 05/22/2030 360,000.000	395,293	355,856
44421GAA1 HUDSON YARDS 2019-30HY MORTGAGE TRUST 20	MONTHLY	3.228% 07/10/2039 450,000.000	428,449	430,917
446150BB9 HUNTINGTON BANCSHARES INC/OH CALLABLE NO	SEMI-ANN.	4.443% 08/04/2028 240,000.000	240,000	241,343
446150BE3 HUNTINGTON BANCSHARES INC/OH CALLABLE NO	SEMI-ANN.	5.272% 01/15/2031 555,000.000	555,000	571,535
44701QBE1 HUNTSMAN INTERNATIONAL LLC CALLABLE NOTE	SEMI-ANN.	4.500% 05/01/2029 721,000.000	767,725	691,600
448976AD2 HYUNDAI AUTO RECEIVABLES TRUST 2024-C 20	MONTHLY	4.410% 05/15/2029 650,000.000	649,952	655,149
44891ADV6 HYUNDAI CAPITAL AMERICA CALLABLE NOTES F	SEMI-ANN.	4.900% 06/23/2028 645,000.000	644,523	655,309
44891ACP0 HYUNDAI CAPITAL AMERICA CALLABLE NOTES F	SEMI-ANN.	6.200% 09/21/2030 550,000.000	548,856	586,868
456837BR3 ING GROEP NV CALLABLE NOTES VARIABLE 25/	SEMI-ANN.	5.066% 03/25/2031 440,000.000	440,000	451,181
46188BAB8 INVITATION HOMES OPERATING PARTNERSHIP L	SEMI-ANN.	2.300% 11/15/2028 505,000.000	504,488	480,385
466317AA2 J.P. MORGAN CHASE COMMERCIAL MORTGAGE SE	MONTHLY	FLOATING 04/15/2037 253,604.240	249,721	250,515
445658CG0 JB HUNT TRANSPORT SERVICES INC CALLABLE	SEMI-ANN.	4.900% 03/15/2030 725,000.000	750,643	741,068
46590XAY2 JBS NV/JBS USA FOODS GROUP HOLDINGS INC/	SEMI-ANN.	5.750% 04/01/2033 295,000.000	289,330	308,063
47233WJM2 JEFFERIES FINANCIAL GROUP INC CALLABLE M	SEMI-ANN.	6.400% 04/21/2035 1,500,000.000	1,500,000	1,524,484
47233WEJ4 JEFFERIES FINANCIAL GROUP INC CALLABLE N	SEMI-ANN.	6.200% 04/14/2034 85,000.000	84,863	89,880
477143AH4 JETBLUE 2019-1 CLASS AA PASS THROUGH TRU	SEMI-ANN.	2.750% 11/15/2033 334,597.400	335,688	300,470

JPMorgan Investor Services J.P.Morgan

BOILERMAKERS NATIONAL ANNUITY TRUST
E.I.N. 48-1029345 PLAN NO. 001
SCHEDULE H, LINE 4i—SCHEDULE OF ASSETS (HELD AT END OF YEAR) (CONTINUED)
DECEMBER 31, 2025

FD491 PAGE 25
SCHEDULE H (FORM 5500 - 4I-1) BANK OF LABOR - MONTHLY C 18661
SCHEDULE OF ASSETS HELD FOR
INVESTMENT PURPOSES AT END OF YEAR BASE CURRENCY: USD AS OF DECEMBER 31,2025

IDENTITY OF ISSUE, BORROWER, LESSOR	DESCRIPTION OF INVESTMENT	SHARES / PAR	COST	CURRENT VALUE
48128YAU5 JPMCC COMMERCIAL MORTGAGE SECURITIES TRU	MONTHLY 3.762% 03/10/2052	1,500,000.000	1,484,700	1,479,917
48129RBA2 JPMDB COMMERCIAL MORTGAGE SECURITIES TRU	MONTHLY FLOATING 11/13/2052	510,000.000	408,458	404,965
48128G4V9 JPMORGAN CHASE & CO CALLABLE MEDIUM TERM	QUARTERLY FLOATING 08/20/2031	250,000.000	250,000	236,622
48128GU65 JPMORGAN CHASE & CO CALLABLE MEDIUM TERM	SEMI-ANN. 2.000% 07/31/2033	200,000.000	191,250	164,933
46647PCB0 JPMORGAN CHASE & CO CALLABLE NOTES VARIA	SEMI-ANN. 1.578% 04/22/2027	465,000.000	465,000	461,543
491386AF3 KENTUCKY POWER CO CALLABLE NOTES FIXED 7	SEMI-ANN. 7.000% 12/15/2033	310,000.000	333,827	339,116
505912AG0 LAD AUTO RECEIVABLES TRUST 2025-2 2025-2	MONTHLY 4.700% 08/16/2032	360,000.000	359,941	363,060
53944YBC6 LLOYDS BANKING GROUP PLC CALLABLE NOTES	SEMI-ANN. 5.087% 11/26/2028	420,000.000	420,000	428,051
539439AK7 LLOYDS BANKING GROUP PLC CALLABLE NOTES	SEMI-ANN. 5.871% 03/06/2029	290,000.000	290,000	300,751
53944YBA0 LLOYDS BANKING GROUP PLC CALLABLE NOTES	SEMI-ANN. 5.721% 06/05/2030	615,000.000	615,000	643,931
54750AAA4 LOW INCOME INVESTMENT FUND CALLABLE BOND	SEMI-ANN. 3.386% 07/01/2026	475,000.000	492,133	472,242
548661EV5 LOWE'S COS INC CALLABLE NOTES FIXED 4.25	SEMI-ANN. 4.250% 03/15/2031	1,200,000.000	1,200,000	1,196,215
55261FAU8 M&T BANK CORP CALLABLE MEDIUM TERM NOTE	SEMI-ANN. 4.833% 01/16/2029	410,000.000	410,000	416,636
55608JBC1 MACQUARIE GROUP LTD CALLABLE NOTES VARIA	SEMI-ANN. 4.098% 06/21/2028	135,000.000	135,000	135,025
566007AC4 MARB BONDCO PLC CALLABLE BOND FIXED 3.95	SEMI-ANN. 3.950% 01/29/2031	255,000.000	255,000	231,061
571676AZ8 MARS INC CALLABLE NOTES FIXED 5% 01/MAR/	SEMI-ANN. 5.000% 03/01/2032	360,000.000	359,273	371,595

JPMorgan Investor Services J.P.Morgan

BOILERMAKERS NATIONAL ANNUITY TRUST
E.I.N. 48-1029345 PLAN NO. 001
SCHEDULE H, LINE 4i—SCHEDULE OF ASSETS (HELD AT END OF YEAR) (CONTINUED)
DECEMBER 31, 2025

FD491 PAGE 26
SCHEDULE H (FORM 5500 - 4i-1) BANK OF LABOR - MONTHLY C 18661
SCHEDULE OF ASSETS HELD FOR
INVESTMENT PURPOSES AT END OF YEAR BASE CURRENCY: USD AS OF DECEMBER 31,2025

IDENTITY OF ISSUE, BORROWER, LESSOR	DESCRIPTION OF INVESTMENT	COST	CURRENT VALUE
	SHARES / PAR		
30303MAC6 META PLATFORMS INC CALLABLE NOTES FIXED	SEMI-ANN. 4.600% 11/15/2032 445,000.000	444,964	449,178
59525EAA9 MID-ATLANTIC MILITARY FAMILY COMMUNITIES	SEMI-ANN. 4.000% 08/01/2028 300,000.000	290,346	295,017
59525EAD3 MID-ATLANTIC MILITARY FAMILY COMMUNITIES	SEMI-ANN. 5.000% 08/01/2045 290,000.000	301,820	303,227
59525EAE1 MID-ATLANTIC MILITARY FAMILY COMMUNITIES	SEMI-ANN. 5.000% 06/01/2050 333,000.000	329,670	347,751
603051AF0 MINERAL RESOURCES LTD CALLABLE NOTES FIX	SEMI-ANN. 7.000% 04/01/2031 275,000.000	275,000	286,808
61746BDZ6 MORGAN STANLEY CALLABLE MEDIUM TERM NOTE	SEMI-ANN. 3.875% 01/27/2026 955,000.000	1,031,355	954,871
61747YEH4 MORGAN STANLEY CALLABLE MEDIUM TERM NOTE	SEMI-ANN. 2.511% 10/20/2032 160,000.000	160,000	143,663
61746UAN2 MORGAN STANLEY CALLABLE MEDIUM TERM NOTE	SEMI-ANN. 4.892% 10/22/2036 235,000.000	235,000	233,441
61747YFA8 MORGAN STANLEY CALLABLE NOTES VARIABLE 0	SEMI-ANN. 5.123% 02/01/2029 260,000.000	259,995	265,466
61776EAA1 MORGAN STANLEY CAPITAL I TRUST 2024-BPR2	MONTHLY 7.291% 05/05/2029 650,145.720	676,691	684,858
61766YFB2 MORGAN STANLEY FINANCE LLC CALLABLE MEDI	SEMI-ANN. FLOATING 12/19/2030 1,200,000.000	1,199,400	1,085,332
61766YLE2 MORGAN STANLEY FINANCE LLC CALLABLE MEDI	SEMI-ANN. 6.000% 11/16/2032 1,000,000.000	1,000,000	1,017,791
61766YUC3 MORGAN STANLEY FINANCE LLC CALLABLE MEDI	SEMI-ANN. 5.250% 08/12/2036 500,000.000	500,000	512,856
55336VBQ2 MPLX LP CALLABLE NOTES FIXED 2.65% 15/AU	SEMI-ANN. 2.650% 08/15/2030 440,000.000	439,514	407,894
55336VAR1 MPLX LP CALLABLE NOTES FIXED 4% 15/MAR/2	SEMI-ANN. 4.000% 03/15/2028 470,000.000	491,604	469,138
55336VCC2 MPLX LP CALLABLE NOTES FIXED 5.4% 15/SEP	SEMI-ANN. 5.400% 09/15/2035 365,000.000	361,142	368,321

JPMorgan Investor Services J.P.Morgan

BOILERMAKERS NATIONAL ANNUITY TRUST
E.I.N. 48-1029345 PLAN NO. 001
SCHEDULE H, LINE 4i—SCHEDULE OF ASSETS (HELD AT END OF YEAR) (CONTINUED)
DECEMBER 31, 2025

FD491 PAGE
SCHEDULE H (FORM 5500 - 4i-1) BANK OF LABOR - MONTHLY C 18661
SCHEDULE OF ASSETS HELD FOR
INVESTMENT PURPOSES AT END OF YEAR BASE CURRENCY: USD AS OF DECEMBER 31,2025

IDENTITY OF ISSUE, BORROWER, LESSOR	DESCRIPTION OF INVESTMENT	COST	CURRENT VALUE
	SHARES / PAR		
55361AAX2 MSWF COMMERCIAL MORTGAGE TRUST 2023-2 20	MONTHLY FLOATING 12/15/2056 280,000.000	288,388	304,946
636180BR1 NATIONAL FUEL GAS CO CALLABLE NOTES FIXE	SEMI-ANN. 2.950% 03/01/2031 205,000.000	206,991	187,124
636180BS9 NATIONAL FUEL GAS CO CALLABLE NOTES FIXE	SEMI-ANN. 5.500% 10/01/2026 400,000.000	399,120	404,001
636180BT7 NATIONAL FUEL GAS CO CALLABLE NOTES FIXE	SEMI-ANN. 5.500% 03/15/2030 465,000.000	464,868	479,933
63874AAA6 NATIXIS COMMERCIAL MORTGAGE SECURITIES T	MONTHLY FLOATING 08/15/2038 320,219.460	302,607	310,951
780097BP5 NATWEST GROUP PLC CALLABLE NOTES VARIABL	SEMI-ANN. 3.073% 05/22/2028 720,000.000	747,450	710,949
62887TAB4 NCMF TRUST 2025-MFS 2025-MFS C VARIABLE	MONTHLY FLOATING 06/10/2033 440,000.000	445,208	447,780
62887TAG9 NCMF TRUST 2025-MFS 2025-MFS D VARIABLE	MONTHLY FLOATING 06/10/2033 375,000.000	382,720	381,421
65364UAT3 NIAGARA MOHAWK POWER CORP CALLABLE NOTES	SEMI-ANN. 5.290% 01/17/2034 550,000.000	550,000	560,212
65480CAC9 NISSAN MOTOR ACCEPTANCE CO LLC CALLABLE	SEMI-ANN. 1.850% 09/16/2026 230,000.000	229,945	224,425
65480CAF2 NISSAN MOTOR ACCEPTANCE CO LLC CALLABLE	SEMI-ANN. 7.050% 09/15/2028 695,000.000	694,305	718,793
65486AAA1 NLV FINANCIAL CORP CALLABLE NOTES FIXED RATINGS: BAA2 BBB+	SEMI-ANN. 7.500% 08/15/2033 565,000.000	621,319	617,755
67114VAA1 OBX 2022-NQM1 TRUST 2022-NQM1 A1 VARIABL	MONTHLY FLOATING 11/25/2061 .250	0	0
67449KAU7 OBX 2025-J3 TRUST 2025-J3 A5 FLOATING 25	MONTHLY FLOATING 10/25/2055 551,294.500	551,281	551,198
670837AD5 OGE ENERGY CORP CALLABLE NOTES FIXED 5.4	SEMI-ANN. 5.450% 05/15/2029 435,000.000	434,430	450,874
68269LAJ9 ONEMAIN FINANCE CORP CALLABLE NOTES FIXE	SEMI-ANN. 6.750% 03/15/2032 295,000.000	295,000	302,882

JPMorgan Investor Services J.P.Morgan

FD491 PAGE 28
SCHEDULE H (FORM 5500 - 42-1) BANK OF LABOR - MONTHLY C 18661
SCHEDULE OF ASSETS HELD FOR
INVESTMENT PURPOSES AT END OF YEAR BASE CURRENCY: USD AS OF DECEMBER 31,2025

IDENTITY OF ISSUE, BORROWER, LESSOR	DESCRIPTION OF INVESTMENT	COST	CURRENT VALUE
	SHARES / PAR		
682691AF7 ONEMAIN FINANCE CORP CALLABLE NOTES FIXE	SEMI-ANN. 7.500% 05/15/2031 310,000.000	310,000	326,170
682680AY9 ONEOK INC CALLABLE NOTES FIXED 3.4% 01/S	SEMI-ANN. 3.400% 09/01/2029 550,000.000	573,432	533,303
68268NAC7 ONEOK PARTNERS LP CALLABLE NOTES FIXED 6 RATINGS: BAA2 BBB	SEMI-ANN. 6.650% 10/01/2036 1,250,000.000	1,408,338	1,364,169
68389XCD5 ORACLE CORP CALLABLE NOTES FIXED 2.3% 25	SEMI-ANN. 2.300% 03/25/2028 500,000.000	514,185	476,941
68389XDK8 ORACLE CORP CALLABLE NOTES FIXED 4.8% 26	SEMI-ANN. 4.800% 09/26/2032 670,000.000	669,766	680,049
69403WAB3 PACIFIC BEACON LLC CALLABLE BOND VARIABL	SEMI-ANN. FLOATING 07/15/2026 292,500.000	288,844	292,250
694308JP5 PACIFIC GAS AND ELECTRIC CO CALLABLE BON	SEMI-ANN. 2.100% 08/01/2027 340,000.000	339,368	329,665
695114DC9 PACIFICORP CALLABLE BOND FIXED 5.3% 15/F	SEMI-ANN. 5.300% 02/15/2031 1,750,000.000	1,813,805	1,802,186
718547AY8 PHILLIPS 66 CO CALLABLE NOTES FIXED 4.95	SEMI-ANN. 4.950% 03/15/2035 750,000.000	740,963	748,874
718547AU6 PHILLIPS 66 CO CALLABLE NOTES FIXED 5.25	SEMI-ANN. 5.250% 06/15/2031 1,000,000.000	1,055,300	1,040,480
693475BT1 PNC FINANCIAL SERVICES GROUP INC/THE CAL	SEMI-ANN. 6.615% 10/20/2027 345,000.000	345,000	351,904
693475BZ7 PNC FINANCIAL SERVICES GROUP INC/THE CAL	SEMI-ANN. 5.401% 07/23/2035 500,000.000	522,700	519,048
74166AAA0 PRIME HEALTHCARE FOUNDATION INC CALLABLE	SEMI-ANN. 7.000% 12/01/2027 636,000.000	666,344	659,212
69362BBD3 PSEG POWER LLC CALLABLE NOTES FIXED 5.2%	SEMI-ANN. 5.200% 05/15/2030 360,000.000	359,849	368,575
744533BQ2 PUBLIC SERVICE CO OF OKLAHOMA CALLABLE N	SEMI-ANN. 5.250% 01/15/2033 115,000.000	114,644	118,168
745332CM6 PUGET SOUND ENERGY INC CALLABLE BOND FIX	SEMI-ANN. 5.330% 06/15/2034 470,000.000	469,995	484,563

JPMorgan Investor Services J.P.Morgan

BOILERMAKERS NATIONAL ANNUITY TRUST
E.I.N. 48-1029345 PLAN NO. 001
SCHEDULE H, LINE 4i—SCHEDULE OF ASSETS (HELD AT END OF YEAR) (CONTINUED)
DECEMBER 31, 2025

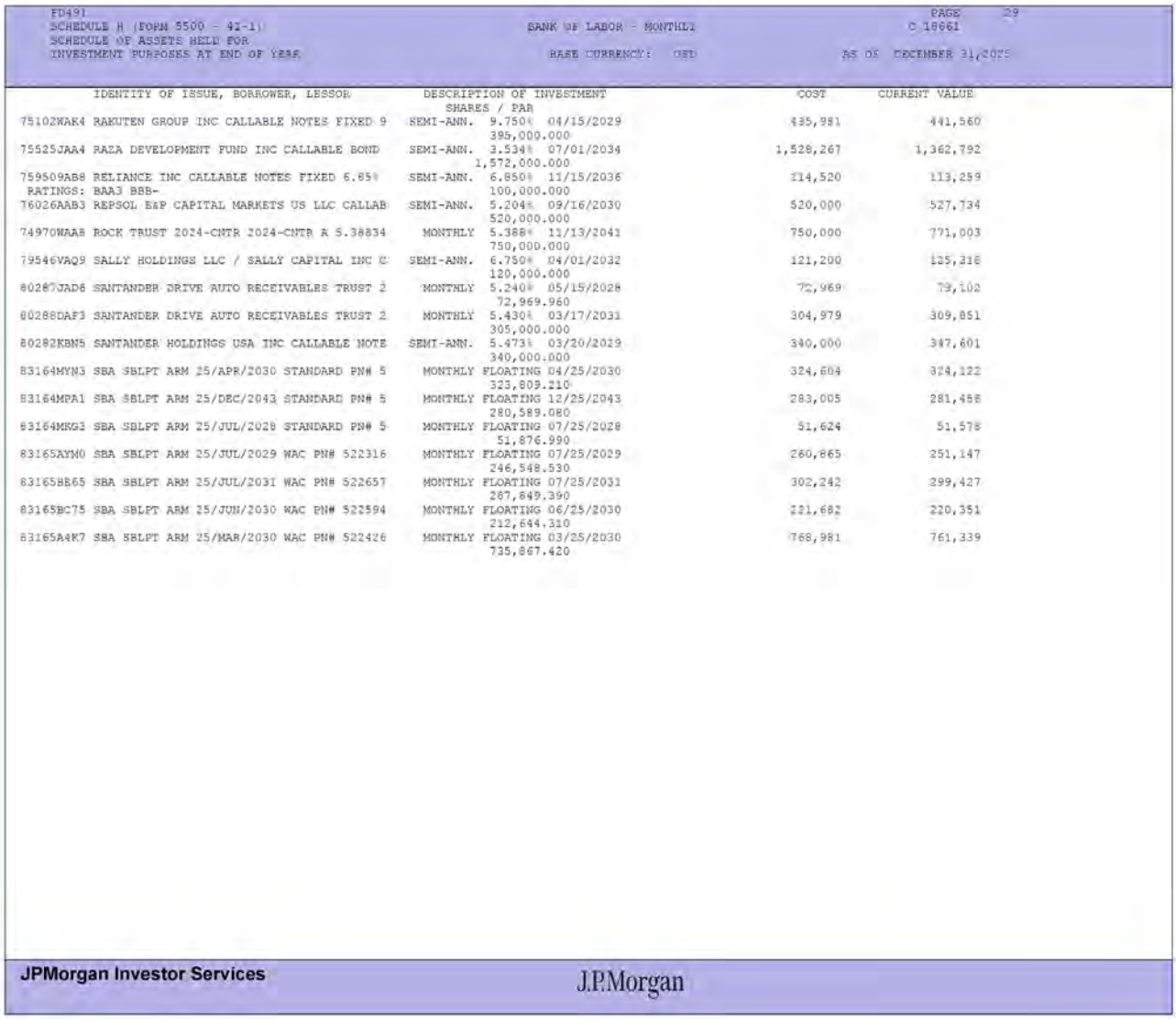

FD491 PAGE 29
SCHEDULE H (FORM 5500 - 42-1) BANK OF LABOR - MONTHLY C 18661
SCHEDULE OF ASSETS HELD FOR INVESTMENT PURPOSES AT END OF YEAR BASE CURRENCY: USD AS OF DECEMBER 31,2025

IDENTITY OF ISSUE, BORROWER, LESSOR	DESCRIPTION OF INVESTMENT	SHARES / PAR	COST	CURRENT VALUE
75102WAK4 RAKUTEN GROUP INC CALLABLE NOTES FIXED 9	SEMI-ANN. 9.750% 04/15/2029	395,000.000	435,981	441,560
75525JAA4 RAZA DEVELOPMENT FUND INC CALLABLE BOND	SEMI-ANN. 3.534% 07/01/2034	1,572,000.000	1,528,267	1,362,792
759509AB8 RELIANCE INC CALLABLE NOTES FIXED 6.85% RATINGS: BAA3 BBB-	SEMI-ANN. 6.850% 11/15/2036	100,000.000	114,520	113,259
76026AAB3 REPSOL E&P CAPITAL MARKETS US LLC CALLAB	SEMI-ANN. 5.204% 09/16/2030	520,000.000	520,000	527,734
74970WAA8 ROCK TRUST 2024-CNTR 2024-CNTR A 5.38834	MONTHLY 5.388% 11/13/2041	750,000.000	750,000	771,003
79546VAQ9 SALLY HOLDINGS LLC / SALLY CAPITAL INC C	SEMI-ANN. 6.750% 04/01/2032	120,000.000	121,200	125,318
80287JAD6 SANTANDER DRIVE AUTO RECEIVABLES TRUST 2	MONTHLY 5.240% 05/15/2028	72,969.960	72,969	73,102
80288DAF3 SANTANDER DRIVE AUTO RECEIVABLES TRUST 2	MONTHLY 5.430% 03/17/2031	305,000.000	304,979	309,851
80282KBN5 SANTANDER HOLDINGS USA INC CALLABLE NOTE	SEMI-ANN. 5.473% 03/20/2029	340,000.000	340,000	347,601
83164MYN3 SBA SBLPT ARM 25/APR/2030 STANDARD PN# 5	MONTHLY FLOATING 04/25/2030	323,809.210	324,604	324,122
83164MPA1 SBA SBLPT ARM 25/DEC/2043 STANDARD PN# 5	MONTHLY FLOATING 12/25/2043	280,589.080	283,005	281,458
83164MKG3 SBA SBLPT ARM 25/JUL/2028 STANDARD PN# 5	MONTHLY FLOATING 07/25/2028	51,876.990	51,624	51,578
83165AYM0 SBA SBLPT ARM 25/JUL/2029 WAC PN# 522316	MONTHLY FLOATING 07/25/2029	246,548.530	260,865	251,147
83165BB65 SBA SBLPT ARM 25/JUL/2031 WAC PN# 522657	MONTHLY FLOATING 07/25/2031	287,849.390	302,242	299,427
83165BC75 SBA SBLPT ARM 25/JUN/2030 WAC PN# 522594	MONTHLY FLOATING 06/25/2030	212,644.310	221,682	220,351
83165A4K7 SBA SBLPT ARM 25/MAR/2030 WAC PN# 522426	MONTHLY FLOATING 03/25/2030	735,867.420	768,981	761,339

JPMorgan Investor Services J.P.Morgan

BOILERMAKERS NATIONAL ANNUITY TRUST
E.I.N. 48-1029345 PLAN NO. 001
SCHEDULE H, LINE 4i—SCHEDULE OF ASSETS (HELD AT END OF YEAR) (CONTINUED)
DECEMBER 31, 2025

FD491 PAGE 30
SCHEDULE H (FORM 5500 - 42-1) BANK OF LABOR - MONTHLY C 16661
SCHEDULE OF ASSETS HELD FOR
INVESTMENT PURPOSES AT END OF YEAR BASE CURRENCY: USD AS OF DECEMBER 31,2025

IDENTITY OF ISSUE, BORROWER, LESSOR	DESCRIPTION OF INVESTMENT	SHARES / PAR	COST	CURRENT VALUE
8316A0DA5 SBA SBLPT ARM 25/MAR/2047 STANDARD PN# 5	MONTHLY FLOATING 03/25/2047	184,057.720	192,110	190,895
83164LWX5 SBA SBLPT ARM 25/MAY/2040 STANDARD PN# 5	MONTHLY FLOATING 05/25/2040	197,405.990	201,354	198,144
83165AXT6 SBA SBLPT ARM 25/NOV/2028 WAC PN# 522290	MONTHLY FLOATING 11/25/2028	10,062.640	10,339	10,026
78398LAC3 SCMS 2025-BNC1 MORTGAGE TRUST 2025-BNC1	MONTHLY 4.501% 12/15/2057	470,000.000	470,000	470,503
816300AG2 SELECTIVE INSURANCE GROUP INC NOTES FIXE	SEMI-ANN. 6.700% 11/01/2035	340,000.000	340,250	380,576
828730AC5 SIMMONS FIRST NATIONAL CORP CALLABLE NOT	SEMI-ANN. 6.250% 10/01/2035	2,000,000.000	2,036,315	2,015,997
832248AZ1 SMITHFIELD FOODS INC CALLABLE NOTES FIXE	SEMI-ANN. 4.250% 02/01/2027	75,000.000	82,572	74,747
832248BB3 SMITHFIELD FOODS INC CALLABLE NOTES FIXE	SEMI-ANN. 5.200% 04/01/2029	205,000.000	203,959	207,748
83368RBW1 SOCIETE GENERALE SA CALLABLE NOTES VARIA	SEMI-ANN. 5.634% 01/19/2030	225,000.000	225,000	232,220
83368RBJ0 SOCIETE GENERALE SA CALLABLE NOTES VARIA	SEMI-ANN. 3.337% 01/21/2033	460,000.000	460,165	420,101
84132GAA7 SOUTHEAST ALASKA REGIONAL HEALTH CONSORT	SEMI-ANN. 2.262% 07/01/2031	750,000.000	640,080	642,984
842400JJ3 SOUTHERN CALIFORNIA EDISON CO CALLABLE B	SEMI-ANN. 5.250% 03/15/2030	430,000.000	430,431	441,449
843646AY6 SOUTHERN POWER CO CALLABLE NOTES FIXED 4	SEMI-ANN. 4.900% 10/01/2035	1,000,000.000	1,000,000	991,103
35564ABF7 STACR TRUST 2018-HRP2 2018-HRP2 M3 FLOAT	MONTHLY FLOATING 02/25/2047	.030	0	0
854502AT8 STANLEY BLACK & DECKER INC CALLABLE NOTE	SEMI-ANN. 6.000% 03/06/2028	725,000.000	758,660	751,534
864300AE8 SUBWAY FUNDING LLC 2024-1A A23 6.505% 30	QUARTERLY 6.505% 07/30/2054	425,700.000	440,996	440,276

JPMorgan Investor Services J.P.Morgan

BOILERMAKERS NATIONAL ANNUITY TRUST
E.I.N. 48-1029345 PLAN NO. 001
SCHEDULE H, LINE 4i—SCHEDULE OF ASSETS (HELD AT END OF YEAR) (CONTINUED)
DECEMBER 31, 2025

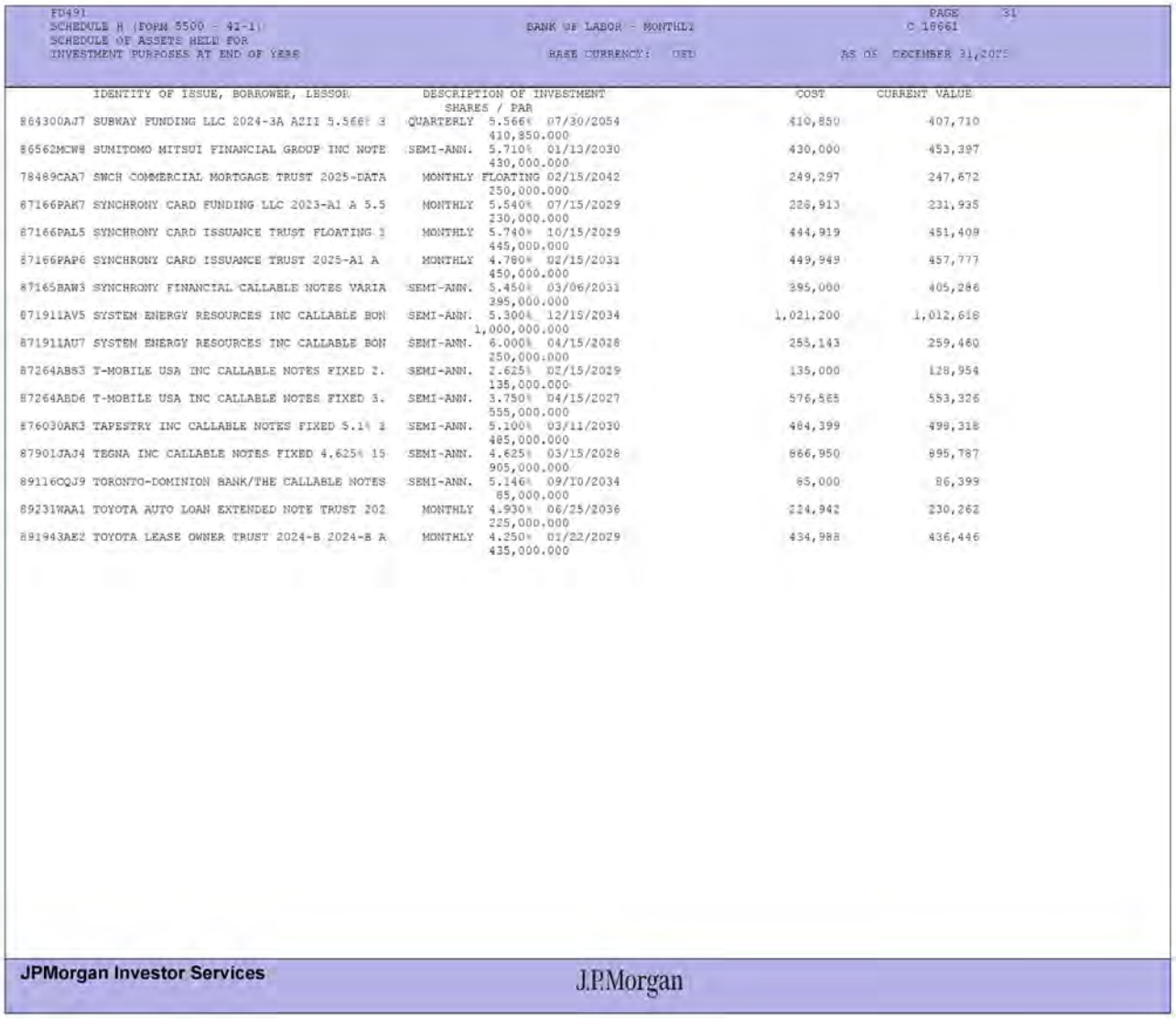

FD491 PAGE 31
SCHEDULE H (FORM 5500 - 42-1) BANK OF LABOR - MONTHLY C 18661
SCHEDULE OF ASSETS HELD FOR
INVESTMENT PURPOSES AT END OF YEAR BASE CURRENCY: USD AS OF DECEMBER 31,2025

IDENTITY OF ISSUE, BORROWER, LESSOR	DESCRIPTION OF INVESTMENT	SHARES / PAR	COST	CURRENT VALUE
864300AJ7 SUBWAY FUNDING LLC 2024-3A A2II 5.566% 3	QUARTERLY	5.566% 07/30/2054 410,850.000	410,850	407,710
86562MCW8 SUMITOMO MITSUI FINANCIAL GROUP INC NOTE	SEMI-ANN.	5.710% 01/13/2030 430,000.000	430,000	453,397
78489CAA7 SMCH COMMERCIAL MORTGAGE TRUST 2025-DATA	MONTHLY	FLOATING 02/15/2042 250,000.000	249,297	247,672
87166PAK7 SYNCHRONY CARD FUNDING LLC 2023-A1 A 5.5	MONTHLY	5.540% 07/15/2029 230,000.000	228,913	231,935
87166PAL5 SYNCHRONY CARD ISSUANCE TRUST FLOATING 1	MONTHLY	5.740% 10/15/2029 445,000.000	444,919	451,409
87166PAP6 SYNCHRONY CARD ISSUANCE TRUST 2025-A1 A	MONTHLY	4.780% 02/15/2031 450,000.000	449,949	457,777
87165BAW3 SYNCHRONY FINANCIAL CALLABLE NOTES VARIA	SEMI-ANN.	5.450% 03/06/2031 395,000.000	395,000	405,286
871911AV5 SYSTEM ENERGY RESOURCES INC CALLABLE BON	SEMI-ANN.	5.300% 12/15/2034 1,000,000.000	1,021,200	1,012,618
871911AU7 SYSTEM ENERGY RESOURCES INC CALLABLE BON	SEMI-ANN.	6.000% 04/15/2028 250,000.000	255,143	259,460
87264ABS3 T-MOBILE USA INC CALLABLE NOTES FIXED 2.	SEMI-ANN.	2.625% 02/15/2029 135,000.000	135,000	128,954
87264ABD6 T-MOBILE USA INC CALLABLE NOTES FIXED 3.	SEMI-ANN.	3.750% 04/15/2027 556,000.000	576,565	553,326
876030AK3 TAPESTRY INC CALLABLE NOTES FIXED 5.1% 3	SEMI-ANN.	5.100% 03/11/2030 485,000.000	484,399	499,318
87901JAJ4 TEGNA INC CALLABLE NOTES FIXED 4.625% 15	SEMI-ANN.	4.625% 03/15/2028 905,000.000	866,950	895,787
89116CQJ9 TORONTO-DOMINION BANK/THE CALLABLE NOTES	SEMI-ANN.	5.146% 09/10/2034 85,000.000	85,000	86,399
89231WAA1 TOYOTA AUTO LOAN EXTENDED NOTE TRUST 202	MONTHLY	4.930% 06/25/2036 225,000.000	224,942	230,262
891943AE2 TOYOTA LEASE OWNER TRUST 2024-B 2024-B A	MONTHLY	4.250% 01/22/2029 435,000.000	434,988	436,446

JPMorgan Investor Services J.P.Morgan

BOILERMAKERS NATIONAL ANNUITY TRUST
E.I.N. 48-1029345 PLAN NO. 001
SCHEDULE H, LINE 4i—SCHEDULE OF ASSETS (HELD AT END OF YEAR) (CONTINUED)
DECEMBER 31, 2025

FD491 PAGE SC
SCHEDULE H (FORM 5500 - 42-1) BANK OF LABOR - MONTHLY C 18661
SCHEDULE OF ASSETS HELD FOR
INVESTMENT PURPOSES AT END OF YEAR BASE CURRENCY: USD AS OF DECEMBER 31,2025

IDENTITY OF ISSUE, BORROWER, LESSOR	DESCRIPTION OF INVESTMENT	SHARES / PAR	COST	CURRENT VALUE
89543HAB5 TRI-COMMAND MARINES CUSTODIAL ACCOUNT LL	SEMI-ANN.	5.383% 08/15/2035 500,000.000	544,290	466,789
89543HAC3 TRI-COMMAND MARINES CUSTODIAL ACCOUNT LL	SEMI-ANN.	5.383% 08/15/2041 258,000.000	203,175	216,993
89543HAD1 TRI-COMMAND MARINES CUSTODIAL ACCOUNT LL	SEMI-ANN.	5.383% 08/15/2044 623,000.000	673,120	461,736
89543HAE9 TRI-COMMAND MARINES CUSTODIAL ACCOUNT LL	SEMI-ANN.	FLOATING 02/15/2048 703,000.000	703,000	483,916
07330MAC1 TRUIST BANK CALLABLE NOTES VARIABLE 17/S	SEMI-ANN.	4.632* 09/17/2029 255,000.000	255,000	255,790
90276EAE7 UBS COMMERCIAL MORTGAGE TRUST 2017-C1 20	MONTHLY	3.460* 06/15/2050 295,000.000	287,885	291,249
90276UBE0 UBS COMMERCIAL MORTGAGE TRUST 2017-C6 20	MONTHLY	FLOATING 12/15/2050 255,000.000	217,786	219,913
90270YAG4 UBS-BARCLAYS COMMERCIAL MORTGAGE TRUST 2	MONTHLY	FLOATING 03/10/2046 329,560.780	303,196	322,174
90931GAA7 UNITED AIRLINES 2020-1 CLASS A PASS THRO	QUARTERLY	5.875% 04/15/2029 130,922.480	135,545	134,251
914746AM4 UNIVERSITY OF LOUISVILLE FOUNDATION INC	SEMI-ANN.	4.475% 03/01/2026 700,000.000	700,000	699,047
90346WAA1 US AIRWAYS 2013-1 CLASS A PASS THROUGH T	SEMI-ANN.	3.950% 05/15/2027 .020	0	0
92343VGJ7 VERIZON COMMUNICATIONS INC CALLABLE NOTE	SEMI-ANN.	2.550% 03/21/2031 544,000.000	541,764	497,518
92343VHF4 VERIZON COMMUNICATIONS INC CALLABLE NOTE	SEMI-ANN.	4.750% 01/15/2033 165,000.000	164,520	165,197
927804GK4 VIRGINIA ELECTRIC AND POWER CO CALLABLE	SEMI-ANN.	5.000% 04/01/2033 445,000.000	443,754	456,401
927804GM0 VIRGINIA ELECTRIC AND POWER CO CALLABLE	SEMI-ANN.	5.300% 08/15/2033 500,000.000	500,000	519,306
92840VAR3 VISTRA OPERATIONS CO LLC CALLABLE NOTES	SEMI-ANN.	6.875% 04/15/2032 295,000.000	295,000	310,759

JPMorgan Investor Services J.P.Morgan

FD491 PAGE 33
SCHEDULE H (FORM 5500 - 4I-1) BANK OF LABOR - MONTHLY C 18661
SCHEDULE OF ASSETS HELD FOR
INVESTMENT PURPOSES AT END OF YEAR BASE CURRENCY: USD AS OF DECEMBER 31,2025

IDENTITY OF ISSUE, BORROWER, LESSOR	DESCRIPTION OF INVESTMENT	SHARES / PAR	COST	CURRENT VALUE
92840VAS1 VISTRA OPERATIONS CO LLC CALLABLE NOTES	SEMI-ANN. 6.000% 04/15/2034	415,000.000	403,027	436,674
929089AB6 VOYA FINANCIAL INC CALLABLE NOTES FIXED	SEMI-ANN. 3.650% 06/15/2026	120,000.000	119,651	119,742
92943PAA9 WB COMMERCIAL MORTGAGE TRUST 2024-HQ 202	MONTHLY FLOATING 03/15/2040	370,000.000	369,465	369,383
92939UAG1 WEC ENERGY GROUP INC CALLABLE NOTES FIXE	SEMI-ANN. 2.200% 12/15/2028	400,000.000	399,044	380,069
95000U2V4 WELLS FARGO & CO CALLABLE MEDIUM TERM NO	SEMI-ANN. 3.526% 03/24/2028	380,000.000	380,000	377,567
95000U2U6 WELLS FARGO & CO CALLABLE MEDIUM TERM NO	SEMI-ANN. 3.350% 03/02/2033	230,000.000	202,867	214,958
95001DG46 WELLS FARGO & CO CALLABLE MEDIUM TERM NO	SEMI-ANN. FLOATING 05/06/2031	500,000.000	500,000	503,099
94974BGL9 WELLS FARGO & CO MEDIUM TERM NOTE FIXED	SEMI-ANN. 4.300% 07/22/2027	620,000.000	701,755	622,498
949746SH5 WELLS FARGO & CO NOTES FIXED 3% 23/OCT/2	SEMI-ANN. 3.000% 10/23/2026	135,000.000	134,688	134,022
95001VAZ3 WELLS FARGO COMMERCIAL MORTGAGE TRUST 20	MONTHLY FLOATING 08/15/2052	390,000.000	322,551	330,312
958667AP4 WESTERN MIDSTREAM OPERATING LP CALLABLE	SEMI-ANN. 6.350% 01/15/2029	675,000.000	673,556	710,803
962166BT0 WEYERHAEUSER CO CALLABLE NOTES FIXED 6.8	SEMI-ANN. 6.875% 12/15/2033	1,535,000.000	1,700,143	1,715,455
RATINGS: BAi BBB-				
981464HL7 WORLD FINANCIAL NETWORK CREDIT CARD MAST	MONTHLY 5.020% 03/15/2030	535,000.000	532,614	537,070
65342QAB8 XPLR INFRASTRUCTURE OPERATING PARTNERS L	SEMI-ANN. 4.500% 09/15/2027	246,000.000	240,006	245,210
65342QAM4 XPLR INFRASTRUCTURE OPERATING PARTNERS L	SEMI-ANN. 7.250% 01/15/2029	355,000.000	348,788	363,734
98380MAA3 XPLR INFRASTRUCTURE OPERATING PARTNERS L	SEMI-ANN. 8.375% 01/15/2031	230,000.000	230,000	241,434

JPMorgan Investor Services J.P.Morgan

BOILERMAKERS NATIONAL ANNUITY TRUST
E.I.N. 48-1029345 PLAN NO. 001
SCHEDULE H, LINE 4i—SCHEDULE OF ASSETS (HELD AT END OF YEAR) (CONTINUED)
DECEMBER 31, 2025

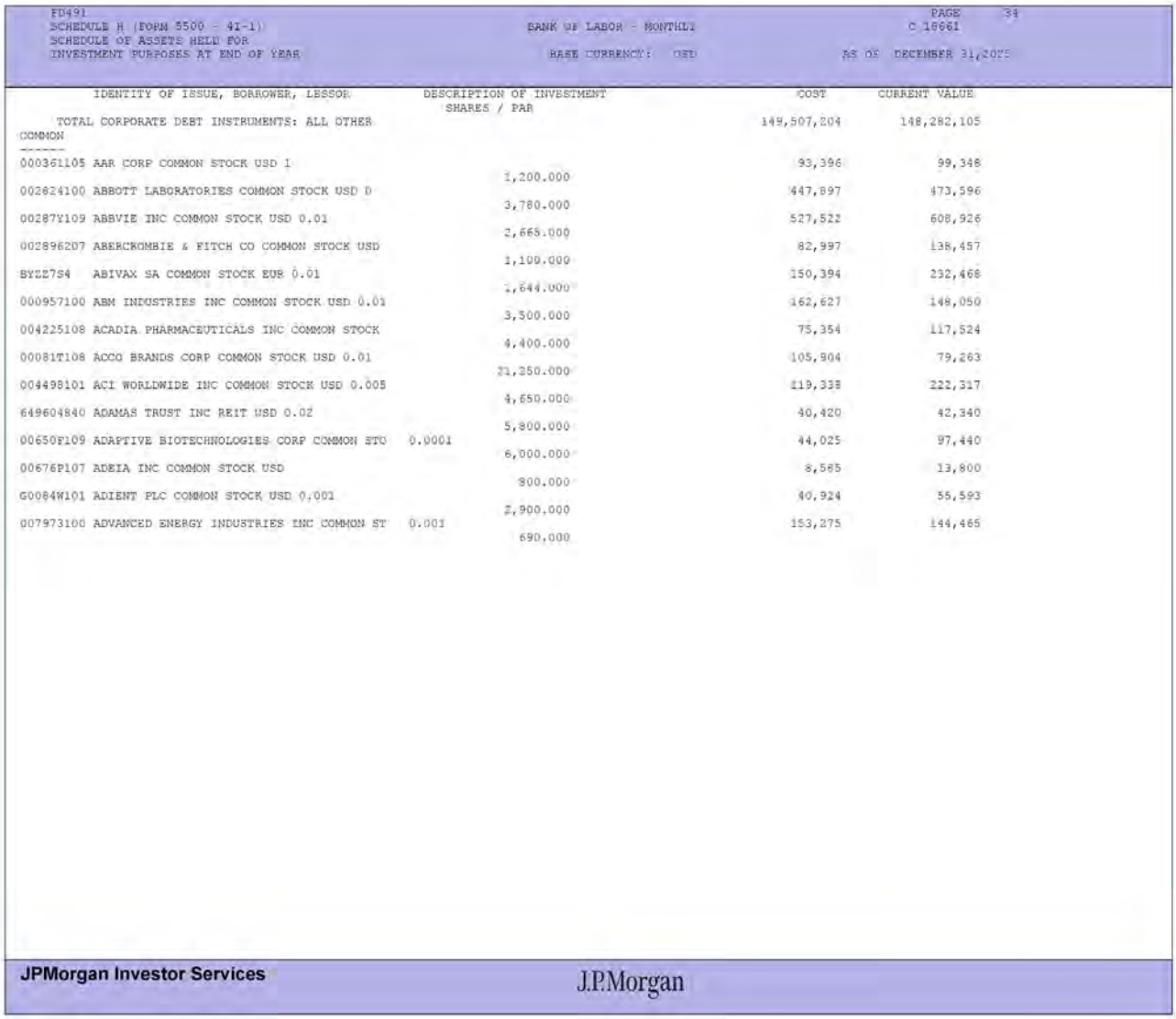

FD491 — PAGE 34
SCHEDULE H (FORM 5500 - 4I-1) — BANK OF LABOR - MONTHLY — C 18661
SCHEDULE OF ASSETS HELD FOR INVESTMENT PURPOSES AT END OF YEAR — BASE CURRENCY: USD — AS OF DECEMBER 31,2025

IDENTITY OF ISSUE, BORROWER, LESSOR	DESCRIPTION OF INVESTMENT SHARES / PAR		COST	CURRENT VALUE
TOTAL CORPORATE DEBT INSTRUMENTS: ALL OTHER COMMON			149,507,204	148,282,105
000361105 AAR CORP COMMON STOCK USD 1		1,200.000	93,396	99,348
002824100 ABBOTT LABORATORIES COMMON STOCK USD 0		3,780.000	447,897	473,596
00287Y109 ABBVIE INC COMMON STOCK USD 0.01		2,668.000	527,522	608,926
002896207 ABERCROMBIE & FITCH CO COMMON STOCK USD		1,100.000	82,997	138,457
BYZZ7S4 ABIVAX SA COMMON STOCK EUR 0.01		1,644.000	150,394	232,468
000957100 ABM INDUSTRIES INC COMMON STOCK USD 0.01		3,500.000	162,627	148,050
004225108 ACADIA PHARMACEUTICALS INC COMMON STOCK		4,400.000	75,354	117,524
00081T108 ACCO BRANDS CORP COMMON STOCK USD 0.01		21,250.000	105,904	79,263
004498101 ACI WORLDWIDE INC COMMON STOCK USD 0.005		4,650.000	119,338	222,317
649604840 ADAMAS TRUST INC REIT USD 0.02		5,800.000	40,420	42,340
00650F109 ADAPTIVE BIOTECHNOLOGIES CORP COMMON STO	0.0001	6,000.000	44,025	97,440
00676P107 ADEIA INC COMMON STOCK USD		800.000	8,585	13,800
G0084W101 ADIENT PLC COMMON STOCK USD 0.001		2,900.000	40,924	55,593
007973100 ADVANCED ENERGY INDUSTRIES INC COMMON ST	0.001	690.000	153,275	144,465

JPMorgan Investor Services — J.P.Morgan

BOILERMAKERS NATIONAL ANNUITY TRUST
E.I.N. 48-1029345 PLAN NO. 001
SCHEDULE H, LINE 4i—SCHEDULE OF ASSETS (HELD AT END OF YEAR) (CONTINUED)
DECEMBER 31, 2025

FD491 PAGE 35
SCHEDULE H (FORM 5500 - 4I-1) BANK OF LABOR - MONTHLY C 18661
SCHEDULE OF ASSETS HELD FOR
INVESTMENT PURPOSES AT END OF YEAR BASE CURRENCY: USD AS OF DECEMBER 31,2025

IDENTITY OF ISSUE, BORROWER, LESSOR	DESCRIPTION OF INVESTMENT SHARES / PAR	COST	CURRENT VALUE
007903107 ADVANCED MICRO DEVICES INC COMMON STOCK	3,035.000	780,061	849,976
00773T101 ADVANSIX INC COMMON STOCK USD 0.01	3,900.000	123,544	67,470
008073108 AEROVIRONMENT INC COMMON STOCK USD 0.000	120.000	33,771	29,027
001228501 AG MORTGAGE INVESTMENT TRUST INC	3,100.000	21,958	26,412
00847X104 AGIOS PHARMACEUTICALS INC COMMON STOCK U	1,400.000	66,279	38,108
B4TX8S1 AIA GROUP LTD COMMON STOCK HKD 0	166,200.000	1,363,322	1,706,094
BF0L353 AIB GROUP PLC COMMON STOCK EUR 0.625	137,734.000	666,599	1,488,208
4012250 AIRBUS SE COMMON STOCK EUR 1	7,861.000	1,284,353	1,831,699
BJT1GR5 ALCON AG COMMON STOCK CHF 0.04	6,657.000	521,140	531,720
01446U103 ALERUS FINANCIAL CORP COMMON STOCK USD 1	500.000	10,759	11,260
01609W102 ALIBABA GROUP HOLDING LTD ADR USD 0.0000	4,643.000	548,976	680,571
01626N101 ALIGHT INC COMMON STOCK USD 0.0001	33,200.000	200,019	64,740
01625V104 ALIGNMENT HEALTHCARE INC COMMON STOCK US	10,700.000	155,491	211,325
G01767105 ALKERMES PLC COMMON STOCK USD 0.01	4,700.000	127,242	131,506
019330109 ALLIENT INC COMMON STOCK USD 0	400.000	22,297	21,500
02043Q107 ALNYLAM PHARMACEUTICALS INC COMMON STOCK	862.000	320,833	342,774

JPMorgan Investor Services J.P.Morgan

BOILERMAKERS NATIONAL ANNUITY TRUST
E.I.N. 48-1029345 PLAN NO. 001
SCHEDULE H, LINE 4i—SCHEDULE OF ASSETS (HELD AT END OF YEAR) (CONTINUED)
DECEMBER 31, 2025

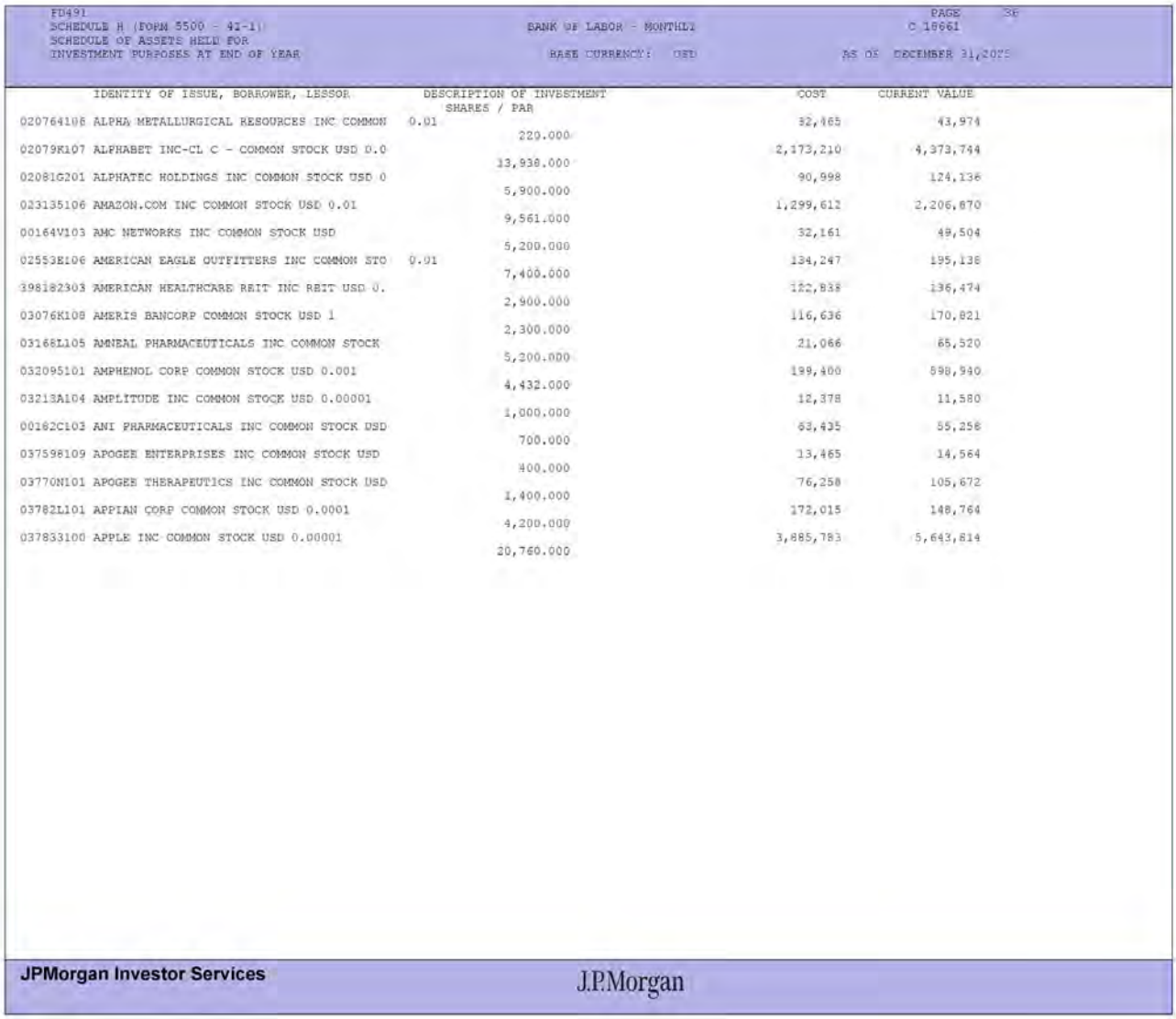

FD491 PAGE 36
SCHEDULE H (FORM 5500 - 42-1) BANK OF LABOR - MONTHLY C 18661
SCHEDULE OF ASSETS HELD FOR
INVESTMENT PURPOSES AT END OF YEAR BASE CURRENCY: USD AS OF DECEMBER 31,2025

IDENTITY OF ISSUE, BORROWER, LESSOR	DESCRIPTION OF INVESTMENT	SHARES / PAR	COST	CURRENT VALUE
020764106 ALPHA METALLURGICAL RESOURCES INC COMMON	0.01	220.000	32,465	43,974
02079K107 ALPHABET INC-CL C - COMMON STOCK USD 0.0		13,938.000	2,173,210	4,373,744
02081G201 ALPHATEC HOLDINGS INC COMMON STOCK USD 0		5,900.000	90,998	124,136
023135106 AMAZON.COM INC COMMON STOCK USD 0.01		9,561.000	1,299,612	2,206,870
00164V103 AMC NETWORKS INC COMMON STOCK USD		5,200.000	32,161	49,504
02553E106 AMERICAN EAGLE OUTFITTERS INC COMMON STO	0.01	7,400.000	134,247	195,138
398182303 AMERICAN HEALTHCARE REIT INC REIT USD 0.		2,900.000	122,838	136,474
03076K108 AMERIS BANCORP COMMON STOCK USD 1		2,300.000	116,636	170,821
03168L105 AMNEAL PHARMACEUTICALS INC COMMON STOCK		5,200.000	21,066	65,520
032095101 AMPHENOL CORP COMMON STOCK USD 0.001		4,432.000	199,400	598,940
03213A104 AMPLITUDE INC COMMON STOCK USD 0.00001		1,000.000	12,378	11,580
00162C103 ANI PHARMACEUTICALS INC COMMON STOCK USD		700.000	63,435	55,258
037598109 APOGEE ENTERPRISES INC COMMON STOCK USD		400.000	13,465	14,564
03770N101 APOGEE THERAPEUTICS INC COMMON STOCK USD		1,400.000	76,258	105,672
03782L101 APPIAN CORP COMMON STOCK USD 0.0001		4,200.000	172,015	148,764
037833100 APPLE INC COMMON STOCK USD 0.00001		20,760.000	3,885,783	5,643,814

JPMorgan Investor Services J.P.Morgan

BOILERMAKERS NATIONAL ANNUITY TRUST
E.I.N. 48-1029345 PLAN NO. 001
SCHEDULE H, LINE 4i—SCHEDULE OF ASSETS (HELD AT END OF YEAR) (CONTINUED)
DECEMBER 31, 2025

IDENTITY OF ISSUE, BORROWER, LESSOR	DESCRIPTION OF INVESTMENT	SHARES / PAR	COST	CURRENT VALUE
038169207 APPLIED DIGITAL CORP COMMON STOCK USD 0.		600.000	21,541	14,712
03831W108 APPLOVIN CORP COMMON STOCK USD 0.00003		1,082.000	384,733	729,073
038923108 ARBOR REALTY TRUST INC REIT USD 0.01		6,700.000	57,562	51,992
B6463M8 ARC RESOURCES LTD COMMON STOCK CAD 0		32,000.000	586,520	601,131
03940C100 ARCELLX INC COMMON STOCK USD 0.001		500.000	43,074	32,600
03945R102 ARCHER AVIATION INC COMMON STOCK USD 0.0		1,300.000	12,959	9,776
039653100 ARCOSA INC COMMON STOCK USD 0.01		2,200.000	211,120	233,904
03969K108 ARCUTIS BIOTHERAPEUTICS INC COMMON STOCK	0.0001	4,000.000	107,470	116,160
039697107 ARDELYX INC COMMON STOCK USD 0.000001		14,300.000	89,338	83,369
0B1001S ARGENX SE COMMON STOCK EUR		900.000	467,023	757,661
040413205 ARISTA NETWORKS INC COMMON STOCK USD 0.0		576.000	32,610	75,473
041242109 ARKO CORP COMMON STOCK USD 0.0001		2,200.000	9,639	9,988
04280A100 ARROWHEAD PHARMACEUTICALS INC COMMON STO	0.001	600.000	35,009	39,834
04316A108 ARTISAN PARTNERS ASSET MANAGEMENT INC CO	USD 0.01	4,000.000	169,238	162,960
043436104 ASBURY AUTOMOTIVE GROUP INC COMMON STOCK		280.000	65,120	65,108
04351P101 ASCENDIS PHARMA A/S		1,350.000	242,806	287,874

BOILERMAKERS NATIONAL ANNUITY TRUST
E.I.N. 48-1029345 PLAN NO. 001
SCHEDULE H, LINE 4i—SCHEDULE OF ASSETS (HELD AT END OF YEAR) (CONTINUED)
DECEMBER 31, 2025

FD491 PAGE 38
SCHEDULE H (FORM 5500 - 4I-1) BANK OF LABOR - MONTHLY C 18661
SCHEDULE OF ASSETS HELD FOR
INVESTMENT PURPOSES AT END OF YEAR BASE CURRENCY: USD AS OF DECEMBER 31,2025

	IDENTITY OF ISSUE, BORROWER, LESSOR	DESCRIPTION OF INVESTMENT SHARES / PAR	COST	CURRENT VALUE
00191U102	ASGN INC COMMON STOCK USD 0.01	3,400.000	241,756	163,778
0053673	ASHTEAD GROUP PLC COMMON STOCK GBP 10	12,153.000	758,491	831,378
5165294	ASM INTERNATIONAL NV COMMON STOCK EUR 0.	454.000	51,333	275,984
B929F46	ASML HOLDING NV COMMON STOCK EUR 0.09	2,815.000	1,205,545	3,046,219
BD9PNF2	ASR NEDERLAND NV COMMON STOCK EUR 0.16	6,159.000	271,352	438,491
046224101	ASTEC INDUSTRIES INC COMMON STOCK USD 0.	1,500.000	58,108	64,980
0989529	ASTRAZENECA PLC COMMON STOCK GBP 0.25	13,661.000	1,670,942	2,533,875
046433108	ASTRONICS CORP COMMON STOCK USD 0.01	1,900.000	60,980	103,056
BLDBN41	ATLAS COPCO AB COMMON STOCK SEK 0.16	51,588.000	770,854	929,209
04956D107	ATMUS FILTRATION TECHNOLOGIES INC COMMON	2,500.000	115,383	129,775
04963C209	ATRICURE INC COMMON STOCK USD 0.001	2,100.000	72,265	83,076
05156V102	AURINIA PHARMACEUTICALS INC	6,300.000	100,295	100,485
053332102	AUTOZONE INC COMMON STOCK USD 0.01	58.000	109,887	196,707
05379B107	AVISTA CORP COMMON STOCK USD 0	4,700.000	173,136	181,138
7088429	AXA SA COMMON STOCK EUR 2.29	12,292.000	408,907	591,313
05465C100	AXOS FINANCIAL INC COMMON STOCK USD 0.01	200.000	7,917	17,232

JPMorgan Investor Services J.P.Morgan

BOILERMAKERS NATIONAL ANNUITY TRUST
E.I.N. 48-1029345 PLAN NO. 001
SCHEDULE H, LINE 4i—SCHEDULE OF ASSETS (HELD AT END OF YEAR) (CONTINUED)
DECEMBER 31, 2025

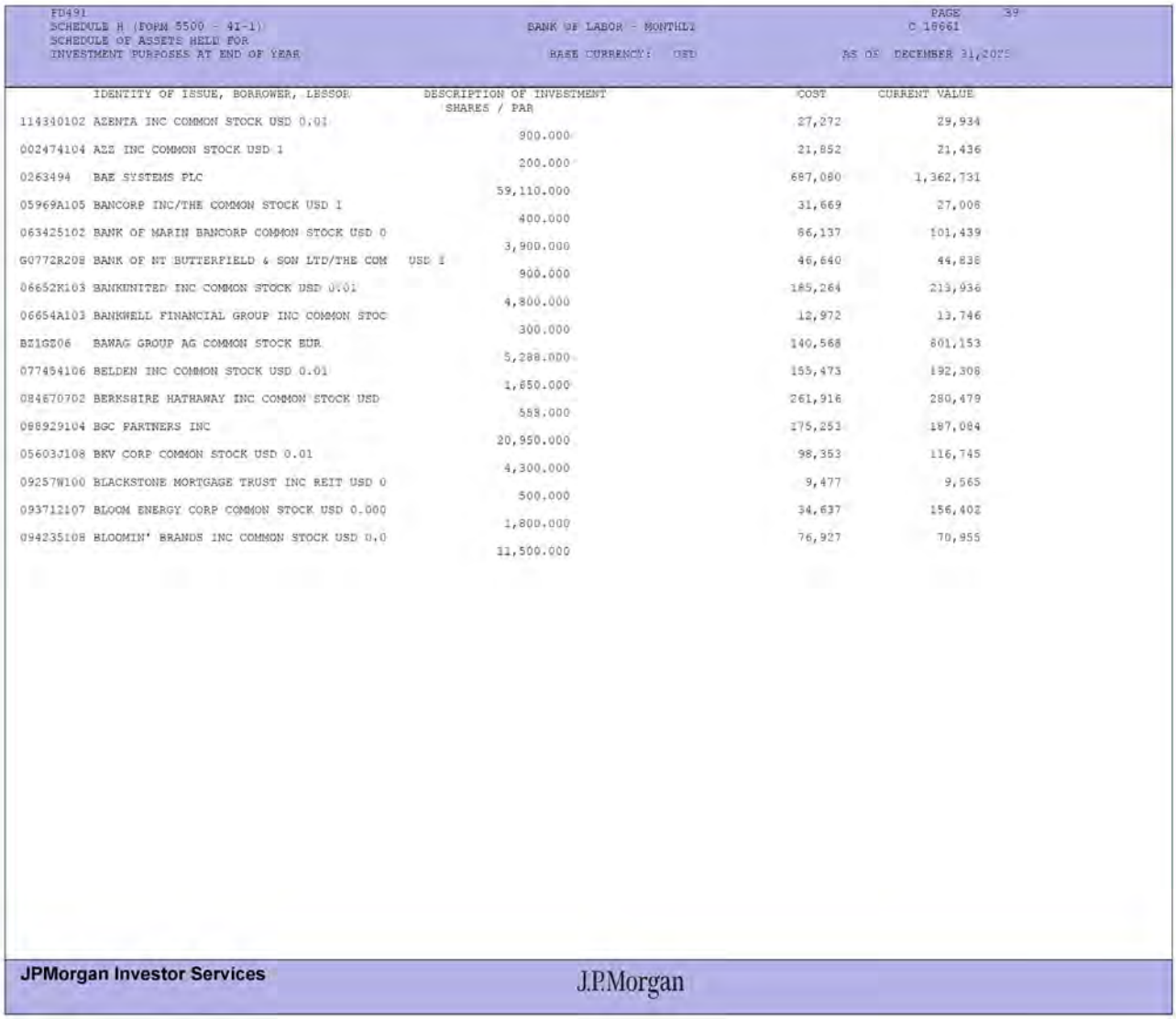

FD491 PAGE 39
SCHEDULE H (FORM 5500 - 4I-1) BANK OF LABOR - MONTHLY C 18661
SCHEDULE OF ASSETS HELD FOR INVESTMENT PURPOSES AT END OF YEAR BASE CURRENCY: USD AS OF DECEMBER 31,2025

IDENTITY OF ISSUE, BORROWER, LESSOR	DESCRIPTION OF INVESTMENT	SHARES / PAR	COST	CURRENT VALUE
114340102 AZENTA INC COMMON STOCK USD 0.01		900.000	27,272	29,934
002474104 AZZ INC COMMON STOCK USD 1		200.000	21,852	21,436
0263494 BAE SYSTEMS PLC		59,110.000	687,080	1,362,731
05969A105 BANCORP INC/THE COMMON STOCK USD 1		400.000	31,669	27,008
063425102 BANK OF MARIN BANCORP COMMON STOCK USD 0		3,900.000	86,137	101,439
G0772R208 BANK OF NT BUTTERFIELD & SON LTD/THE COM	USD 1	900.000	46,640	44,838
06652K103 BANKUNITED INC COMMON STOCK USD 0.01		4,800.000	185,264	213,936
06654A103 BANKWELL FINANCIAL GROUP INC COMMON STOC		300.000	12,972	13,746
BZ1GZ06 BAWAG GROUP AG COMMON STOCK EUR		5,288.000	140,568	801,153
077454106 BELDEN INC COMMON STOCK USD 0.01		1,850.000	155,473	192,308
084670702 BERKSHIRE HATHAWAY INC COMMON STOCK USD		588.000	261,916	280,479
088929104 BGC PARTNERS INC		20,950.000	175,253	187,084
05603J108 BKV CORP COMMON STOCK USD 0.01		4,300.000	98,353	116,745
09257W100 BLACKSTONE MORTGAGE TRUST INC REIT USD 0		500.000	9,477	9,565
093712107 BLOOM ENERGY CORP COMMON STOCK USD 0.000		1,800.000	34,637	156,402
094235108 BLOOMIN' BRANDS INC COMMON STOCK USD 0.0		11,500.000	76,927	70,955

JPMorgan Investor Services J.P.Morgan

BOILERMAKERS NATIONAL ANNUITY TRUST
E.I.N. 48-1029345 PLAN NO. 001
SCHEDULE H, LINE 4i—SCHEDULE OF ASSETS (HELD AT END OF YEAR) (CONTINUED)
DECEMBER 31, 2025

FD491 PAGE 40
SCHEDULE H (FORM 5500 - 4I-1) BANK OF LABOR - MONTHLY C 18661
SCHEDULE OF ASSETS HELD FOR
INVESTMENT PURPOSES AT END OF YEAR BASE CURRENCY: USD AS OF DECEMBER 31,2025

IDENTITY OF ISSUE, BORROWER, LESSOR	DESCRIPTION OF INVESTMENT SHARES / PAR		COST	CURRENT VALUE
09857L108 BOOKING HOLDINGS INC COMMON STOCK USD 0.		125.000	534,782	669,416
10316T104 BOX INC COMMON STOCK USD 0.0001		5,900.000	161,257	176,469
018581108 BREAD FINANCIAL HOLDINGS INC COMMON STOC		2,800.000	171,907	207,284
10806X102 BRIDGEBIO PHARMA INC COMMON STOCK USD		2,800.000	118,236	214,172
10950A106 BRIGHTSPRING HEALTH SERVICES INC COMMON	100	4,300.000	152,968	161,035
G4863A108 BRIGHTSTAR LOTTERY PLC COMMON STOCK USD		900.000	13,772	13,932
0287580 BRITISH AMERICAN TOBACCO PLC COMMON STOC		17,866.000	997,767	1,012,852
11135F101 BROADCOM INC COMMON STOCK USD		10,836.000	1,798,903	3,750,340
11135E203 BROADSTONE NET LEASE INC REIT USD 0.0002		3,100.000	54,101	53,847
BPCPYT4 BROOKFIELD CORP COMMON STOCK CAD 0		3,424.730	38,172	157,451
12047B105 BUMBLE INC COMMON STOCK USD 0.01		43,000.000	198,980	153,510
124411109 BYLINE BANCORP INC COMMON STOCK USD 0.01		600.000	12,525	17,490
12685J105 CABLE ONE INC COMMON STOCK USD 0.01		170.000	21,141	19,185
84252A106 CALIFORNIA BANCORP COMMON STOCK USD 0.01		2,100.000	41,426	39,207
13057Q305 CALIFORNIA RESOURCES CORP COMMON STOCK U		2,750.000	125,531	122,953
13100M509 CALIX INC COMMON STOCK USD		2,300.000	117,061	121,739

JPMorgan Investor Services J.P.Morgan

BOILERMAKERS NATIONAL ANNUITY TRUST
E.I.N. 48-1029345 PLAN NO. 001
SCHEDULE H, LINE 4i—SCHEDULE OF ASSETS (HELD AT END OF YEAR) (CONTINUED)
DECEMBER 31, 2025

FD491 PAGE 41
SCHEDULE H (FORM 5500 - 4I-1) BANK OF LABOR - MONTHLY C 18661
SCHEDULE OF ASSETS HELD FOR INVESTMENT PURPOSES AT END OF YEAR BASE CURRENCY: USD AS OF DECEMBER 31,2025

	IDENTITY OF ISSUE, BORROWER, LESSOR	DESCRIPTION OF INVESTMENT SHARES / PAR		COST	CURRENT VALUE
2171573	CANADIAN NATURAL RESOURCES LTD COMMON ST		13,500.000	451,744	457,862
14174T107	CARETRUST REIT INC REIT USD 0.01		4,400.000	126,765	159,104
14575E105	CARS.COM INC COMMON STOCK USD 0.01		1,100.000	14,863	13,420
146869102	CARVANA CO COMMON STOCK USD 0.001		1,465.000	507,143	618,259
14888U101	CATALYST PHARMACEUTICALS INC COMMON STOC	0.001	4,700.000	82,389	109,696
149568107	CAVCO INDUSTRIES INC COMMON STOCK USD 0.		50.000	29,211	29,537
15102R100	CELCUITY INC COMMON STOCK USD 0.001		300.000	30,393	29,922
15101Q207	CELESTICA INC COMMON STOCK CAD 0		1,047.000	211,841	309,504
156727109	CERENCE INC COMMON STOCK USD 0.01		1,100.000	10,596	11,759
808513105	CHARLES SCHWAB CORP/THE COMMON STOCK USD		4,662.000	338,368	465,780
16411R208	CHENIERE ENERGY INC COMMON STOCK USD 0.0		242.000	46,877	47,042
674215207	CHORD ENERGY CORP COMMON STOCK USD		200.000	20,171	19,540
BCRWZ18	CIE FINANCIERE RICHEMONT SA COMMON STOCK		4,063.000	786,754	882,347
171779309	CIENA CORP COMMON STOCK USD 0.01		1,817.000	367,419	424,942
17253J106	CIPHER DIGITAL INC COMMON STOCK USD 1		1,900.000	46,952	28,044
17306X102	CITI TRENDS INC COMMON STOCK USD 0.01		300.000	8,950	12,468

JPMorgan Investor Services J.P.Morgan

BOILERMAKERS NATIONAL ANNUITY TRUST
E.I.N. 48-1029345 PLAN NO. 001
SCHEDULE H, LINE 4i—SCHEDULE OF ASSETS (HELD AT END OF YEAR) (CONTINUED)
DECEMBER 31, 2025

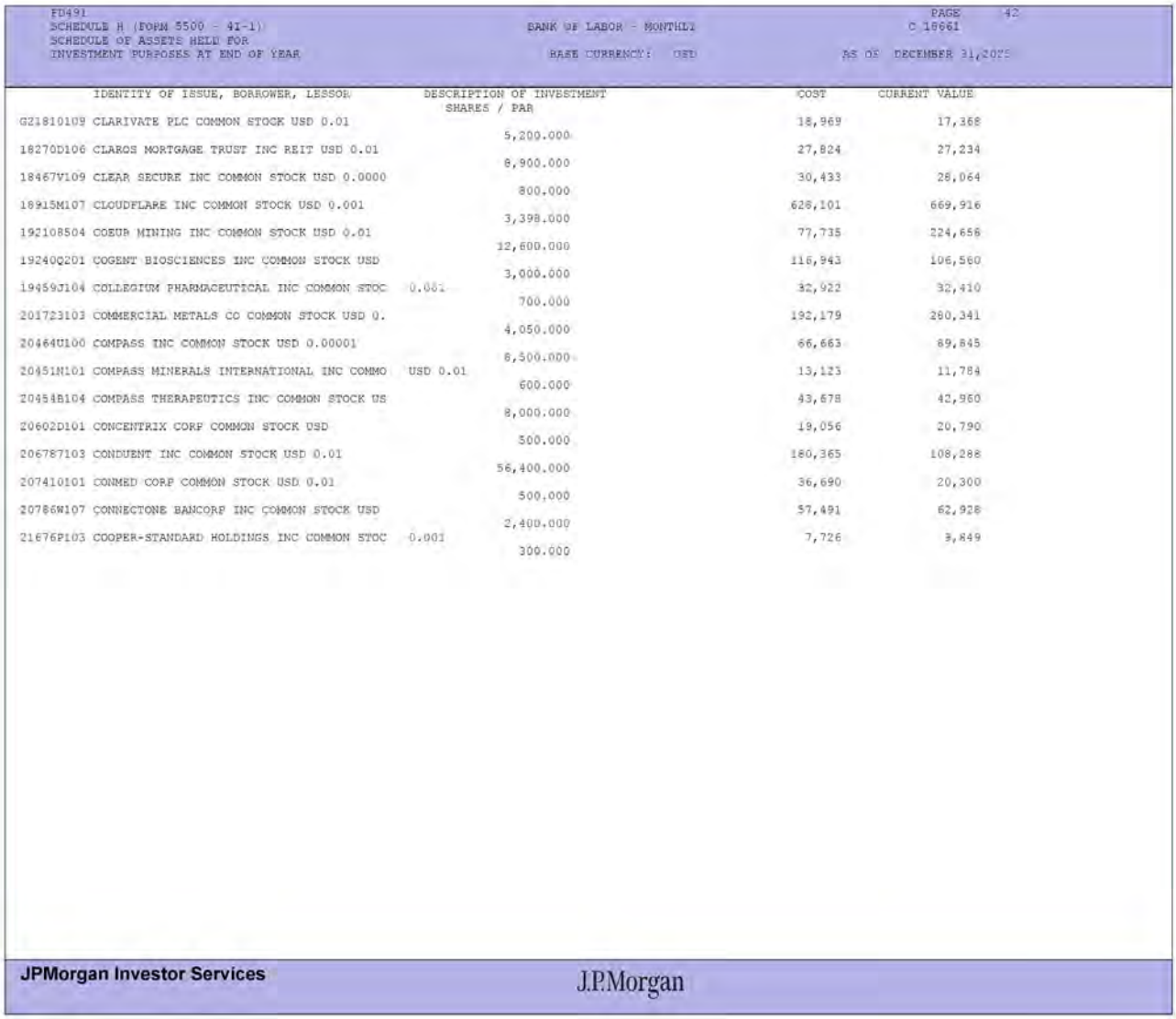

FD491 PAGE 42
SCHEDULE H (FORM 5500 - 4I-1) BANK OF LABOR - MONTHLY C 18661
SCHEDULE OF ASSETS HELD FOR INVESTMENT PURPOSES AT END OF YEAR BASE CURRENCY: USD AS OF DECEMBER 31,2025

IDENTITY OF ISSUE, BORROWER, LESSOR	DESCRIPTION OF INVESTMENT SHARES / PAR	COST	CURRENT VALUE
G21810109 CLARIVATE PLC COMMON STOCK USD 0.01	5,200.000	18,969	17,368
18270D106 CLAROS MORTGAGE TRUST INC REIT USD 0.01	8,900.000	27,824	27,234
18467V109 CLEAR SECURE INC COMMON STOCK USD 0.0000	800.000	30,433	28,064
18915M107 CLOUDFLARE INC COMMON STOCK USD 0.001	3,398.000	628,101	669,916
192108504 COEUR MINING INC COMMON STOCK USD 0.01	32,600.000	77,735	224,658
19240Q201 COGENT BIOSCIENCES INC COMMON STOCK USD	3,000.000	116,943	106,560
19459J104 COLLEGIUM PHARMACEUTICAL INC COMMON STOC 0.001	700.000	32,922	32,410
201723103 COMMERCIAL METALS CO COMMON STOCK USD 0.	4,050.000	192,179	280,341
20464U100 COMPASS INC COMMON STOCK USD 0.00001	8,500.000	66,663	89,845
20451N101 COMPASS MINERALS INTERNATIONAL INC COMMO USD 0.01	600.000	13,123	11,784
20454B104 COMPASS THERAPEUTICS INC COMMON STOCK US	8,000.000	43,678	42,960
20602D101 CONCENTRIX CORP COMMON STOCK USD	500.000	19,056	20,790
206787103 CONDUENT INC COMMON STOCK USD 0.01	56,400.000	180,365	108,288
207410101 CONMED CORP COMMON STOCK USD 0.01	500.000	36,690	20,300
20786W107 CONNECTONE BANCORP INC COMMON STOCK USD	2,400.000	57,491	62,928
21676P103 COOPER-STANDARD HOLDINGS INC COMMON STOC 0.001	300.000	7,726	8,849

JPMorgan Investor Services J.P.Morgan

BOILERMAKERS NATIONAL ANNUITY TRUST
E.I.N. 48-1029345 PLAN NO. 001
SCHEDULE H, LINE 4i—SCHEDULE OF ASSETS (HELD AT END OF YEAR) (CONTINUED)
DECEMBER 31, 2025

FD491 PAGE 43
SCHEDULE H (FORM 5500 - 4I-1) BANK OF LABOR - MONTHLY C 18661
SCHEDULE OF ASSETS HELD FOR
INVESTMENT PURPOSES AT END OF YEAR BASE CURRENCY: USD AS OF DECEMBER 31,2025

	IDENTITY OF ISSUE, BORROWER, LESSOR	DESCRIPTION OF INVESTMENT	SHARES / PAR	COST	CURRENT VALUE
00737L103	COVISTA INC COMMON STOCK USD 0.01		1,900.000	118,894	144,858
G25457105	CREDO TECHNOLOGY GROUP HOLDING LTD COMMO	USD 0.00005	1,820.000	209,374	261,880
0182704	CRH PLC COMMON STOCK EUR 0.32		12,437.000	662,360	1,556,409
H17182108	CRISPR THERAPEUTICS AG COMMON STOCK USD		300.000	20,610	15,732
G2662B103	CRITICAL METALS CORP COMMON STOCK USD 0.		9,400.000	75,089	65,236
22788C105	CROWDSTRIKE HOLDINGS INC COMMON STOCK US		896.000	414,493	420,009
G2717C106	CUSHMAN & WAKEFIELD LTD COMMON STOCK USD		14,000.000	148,228	226,660
23204G100	CUSTOMERS BANCORP INC COMMON STOCK USD 1		2,450.000	115,932	179,144
BRX9808	CVC CAPITAL PARTNERS PLC COMMON STOCK EU		10,471.000	211,976	175,857
23282W605	CYTOKINETICS INC COMMON STOCK USD 0.001		600.000	33,406	38,124
26740W109	D-WAVE QUANTUM INC COMMON STOCK USD 0.00		2,900.000	76,929	75,835
BF6VLQ4	DAIMLER TRUCK HOLDING AG COMMON STOCK EU		7,123.000	274,209	312,204
234264109	DAKTRONICS INC COMMON STOCK USD 0		6,600.000	130,212	130,482
235825205	DANA INC		9,300.000	158,132	220,968
B1Y9TB3	DANONE SA COMMON STOCK EUR 0.25		7,265.000	457,722	655,116
BMBR5Y5	DASSAULT SYSTEMES SE COMMON STOCK EUR 0.		11,925.000	572,787	333,887

JPMorgan Investor Services J.P.Morgan

BOILERMAKERS NATIONAL ANNUITY TRUST
E.I.N. 48-1029345 PLAN NO. 001
SCHEDULE H, LINE 4i—SCHEDULE OF ASSETS (HELD AT END OF YEAR) (CONTINUED)
DECEMBER 31, 2025

FD491 PAGE 44
SCHEDULE H (FORM 5500 - 4I-1) BANK OF LABOR - MONTHLY C 18661
SCHEDULE OF ASSETS HELD FOR
INVESTMENT PURPOSES AT END OF YEAR BASE CURRENCY: USD AS OF DECEMBER 31,2025

	IDENTITY OF ISSUE, BORROWER, LESSOR	DESCRIPTION OF INVESTMENT	SHARES / PAR	COST	CURRENT VALUE
23834J201	DAVE INC COMMON STOCK USD 0.0001		80.000	17,299	17,713
6175203	DBS GROUP HOLDINGS LTD COMMON STOCK SGD		24,200.000	377,258	1,060,585
244199105	DEERE & CO COMMON STOCK USD 1		516.000	226,328	240,234
248019101	DELUXE CORP COMMON STOCK USD 1		6,500.000	120,424	145,145
5842359	DEUTSCHE TELEKOM AG COMMON STOCK EUR 0		69,812.000	1,949,492	2,267,863
253651202	DIEBOLD NIXDORF INC COMMON STOCK USD		1,300.000	56,550	88,257
25400W102	DIGITAL TURBINE INC COMMON STOCK USD 0.0		8,100.000	50,032	40,500
25401T603	DIGITALBRIDGE GROUP INC COMMON STOCK USD		3,700.000	43,152	56,758
25402D102	DIGITALOCEAN HOLDINGS INC COMMON STOCK U	0.000025	300.000	13,557	14,436
25525P107	DIVERSIFIED HEALTHCARE TRUST REIT USD 0.		33,600.000	101,021	162,960
23291C103	DMC GLOBAL INC		6,700.000	106,594	44,823
B4TP9G2	DOLLARAMA INC COMMON STOCK CAD 0		6,400.000	392,328	957,794
25787G100	DONNELLEY FINANCIAL SOLUTIONS INC COMMON	0.01	400.000	22,107	18,676
25809K105	DOORDASH INC COMMON STOCK USD 0.00001		1,435.000	169,975	324,999
25960R105	DOUGLAS DYNAMICS INC COMMON STOCK USD 0.		500.000	14,523	16,325
23331A109	DR HORTON INC COMMON STOCK USD 0.01		2,096.000	328,074	301,887

JPMorgan Investor Services J.P.Morgan

BOILERMAKERS NATIONAL ANNUITY TRUST
E.I.N. 48-1029345 PLAN NO. 001
SCHEDULE H, LINE 4i—SCHEDULE OF ASSETS (HELD AT END OF YEAR) (CONTINUED)
DECEMBER 31, 2025

FD491 PAGE 45
SCHEDULE H (FORM 5500 - 4I-1) BANK OF LABOR - MONTHLI C 18661
SCHEDULE OF ASSETS HELD FOR
INVESTMENT PURPOSES AT END OF YEAR BASE CURRENCY: USD AS OF DECEMBER 31,2025

IDENTITY OF ISSUE, BORROWER, LESSOR	DESCRIPTION OF INVESTMENT SHARES / PAR	COST	CURRENT VALUE
23355L106 DXC TECHNOLOGY CO COMMON STOCK USD 0.01	1,300.000	24,075	26,370
267475101 DYCOM INDUSTRIES INC COMMON STOCK USD 0.	220.000	76,586	74,338
28035Q102 EDGEWELL PERSONAL CARE CO COMMON STOCK U	1,800.000	43,330	30,690
268603107 EL POLLO LOCO HOLDINGS INC COMMON STOCK	7,300.000	74,383	76,358
28414H103 ELANCO ANIMAL HEALTH INC COMMON STOCK US	1,200.000	13,469	27,156
532457108 ELI LILLY AND COMPANY	1,459.000	1,484,244	1,566,883
BVSS790 ELIS SA COMMON STOCK EUR 1	31,939.000	628,949	625,089
29082K105 EMBECTA CORP COMMON STOCK USD 0.01	5,000.000	70,623	59,400
29249E109 ENACT HOLDINGS INC COMMON STOCK USD 0.01	5,000.000	138,990	198,200
29337E102 ENLIVEN THERAPEUTICS INC COMMON STOCK US	1,900.000	37,034	29,260
29357K103 ENOVA INTERNATIONAL INC COMMON STOCK USD	1,600.000	75,021	251,520
29355X107 ENPRO INC COMMON STOCK USD 0.01	550.000	110,140	117,772
B5VQMV6 ENTAIN PLC COMMON STOCK GBP 0.01	64,192.000	637,137	661,894
294268107 EPLUS INC COMMON STOCK USD 0.01	1,300.000	115,297	114,010
5289837 ERSTE GROUP BANK AG COMMON STOCK EUR 0	12,516.000	719,096	1,512,570
296315104 ESCO TECHNOLOGIES INC COMMON STOCK USD 0	1,130.000	187,959	220,791

JPMorgan Investor Services J.P.Morgan

BOILERMAKERS NATIONAL ANNUITY TRUST
E.I.N. 48-1029345 PLAN NO. 001
SCHEDULE H, LINE 4i—SCHEDULE OF ASSETS (HELD AT END OF YEAR) (CONTINUED)
DECEMBER 31, 2025

FD491 PAGE 46
SCHEDULE H (FORM 5500 - 4I-1) BANK OF LABOR - MONTHLY C 18661
SCHEDULE OF ASSETS HELD FOR
INVESTMENT PURPOSES AT END OF YEAR BASE CURRENCY: USD AS OF DECEMBER 31,2025

	IDENTITY OF ISSUE, BORROWER, LESSOR	DESCRIPTION OF INVESTMENT SHARES / PAR		COST	CURRENT VALUE
30041R108	EVERQUOTE INC COMMON STOCK USD 0.001	1,300.000		29,052	35,100
N3144W105	EXPRO GROUP HOLDINGS NV COMMON STOCK USD	2,200.000		17,672	29,370
30190A104	F&G ANNUITIES	2,800.000		94,647	86,380
G3323L100	FABRINET COMMON STOCK USD 0.01	80.000		25,364	36,422
2566351	FAIRFAX FINANCIAL HOLDINGS LTD EUR	400.000		216,684	763,346
31188V100	FASTLY INC COMMON STOCK USD 0.00002	17,600.000		196,424	179,168
313855108	FEDERAL SIGNAL CORP COMMON STOCK USD 1	500.000		58,901	54,295
BNGN921	FINECOBANK BANCA FINECO SPA COMMON STOCK	22,354.000		373,402	582,831
319829107	FIRST COMMONWEALTH FINANCIAL CORP COMMON	1	11,000.000	184,991	185,460
339382103	FLEXSTEEL INDUSTRIES INC COMMON STOCK US	400.000		18,153	15,796
343873105	FLUSHING FINANCIAL CORP COMMON STOCK USD	4,600.000		65,087	69,782
346375108	FORMFACTOR INC COMMON STOCK USD 0.001	700.000		39,816	39,046
352423101	FRANKLIN BSP REALTY TRUST INC COMMON STO	0.01	9,100.000	92,967	91,273
353514102	FRANKLIN ELECTRIC CO INC COMMON STOCK US	2,200.000		211,901	210,166
358054104	FRESHWORKS INC COMMON STOCK USD 0.00001	2,000.000		25,994	24,500
35905A109	FRONTDOOR INC COMMON STOCK USD 0.01	4,000.000		123,915	230,760

JPMorgan Investor Services J.P.Morgan

BOILERMAKERS NATIONAL ANNUITY TRUST
E.I.N. 48-1029345 PLAN NO. 001
SCHEDULE H, LINE 4i—SCHEDULE OF ASSETS (HELD AT END OF YEAR) (CONTINUED)
DECEMBER 31, 2025

FD491 PAGE 47
SCHEDULE H (FORM 5500 - 42-1) BANK OF LABOR - MONTHLY C 18661
SCHEDULE OF ASSETS HELD FOR
INVESTMENT PURPOSES AT END OF YEAR BASE CURRENCY: USD AS OF DECEMBER 31,2025

	IDENTITY OF ISSUE, BORROWER, LESSOR	DESCRIPTION OF INVESTMENT SHARES / PAR	COST	CURRENT VALUE
6356945	FUJITSU LTD COMMON STOCK JPY	55,100.000	1,119,841	1,521,758
360271100	FULTON FINANCIAL CORP COMMON STOCK USD 2	2,300.000	43,382	44,459
361008105	FUNKO INC COMMON STOCK USD 0.0001	4,500.000	15,426	15,300
366505105	GARRETT MOTION INC COMMON STOCK USD 0.00	2,500.000	43,560	43,575
BJYRDP5	GAZTRANSPORT ET TECHNIGAZ SA COMMON STOC	4,473.000	638,784	822,669
36828A101	GE VERNOVA INC COMMON STOCK USD 0.01	1,698.000	1,052,813	1,109,762
81663L200	GENEDX HOLDINGS CORP COMMON STOCK USD 0.	160.000	14,993	20,810
369604301	GENERAL ELECTRIC CO	3,217.000	857,695	990,933
372284208	GENIE ENERGY LTD COMMON STOCK USD	800.000	16,717	11,024
37247D106	GENWORTH FINANCIAL INC COMMON STOCK USD	26,800.000	133,278	242,004
B44WH97	GIBSON ENERGY INC COMMON STOCK CAD 0	16,100.000	300,979	295,044
375558103	GILEAD SCIENCES INC COMMON STOCK USD 0.0	4,377.000	477,544	537,233
378973507	GLOBALSTAR INC COMMON STOCK USD 0.0001	700.000	18,802	42,728
38141G104	GOLDMAN SACHS GROUP INC/THE COMMON STOCK	1,672.000	961,073	1,469,688
384637104	GRAHAM HOLDINGS COMPANY COMMON STOCK USD	50.000	44,910	54,930
384747101	GRAIL INC COMMON STOCK USD	300.000	27,556	25,677

JPMorgan Investor Services J.P.Morgan

BOILERMAKERS NATIONAL ANNUITY TRUST
E.I.N. 48-1029345 PLAN NO. 001
SCHEDULE H, LINE 4i—SCHEDULE OF ASSETS (HELD AT END OF YEAR) (CONTINUED)
DECEMBER 31, 2025

FD491 PAGE 49
SCHEDULE H (FORM 5500 - 4I-1) BANK OF LABOR - MONTHLY C 10661
SCHEDULE OF ASSETS HELD FOR
INVESTMENT PURPOSES AT END OF YEAR BASE CURRENCY: USD AS OF DECEMBER 31,2025

IDENTITY OF ISSUE, BORROWER, LESSOR	DESCRIPTION OF INVESTMENT	SHARES / PAR	COST	CURRENT VALUE
387432107 GRANITE RIDGE RESOURCES INC COMMON STOCK	0.0001	3,500.000	19,974	16,450
389375106 GRAY MEDIA INC COMMON STOCK USD 0		5,300.000	25,668	25,652
398905109 GROUP 1 AUTOMOTIVE INC COMMON STOCK USD		290.000	111,878	114,057
40131M109 GUARDANT HEALTH INC COMMON STOCK USD 0.0		2,200.000	167,108	224,706
41068X100 HA SUSTAINABLE INFRASTRUCTURE CAPITAL IN	STOCK USD 0.01	4,700.000	150,331	147,721
405024100 HAEMONETICS CORP COMMON STOCK USD 0.01		1,200.000	98,352	96,180
405217100 HAIN CELESTIAL GROUP INC/THE COMMON STOC		12,100.000	84,862	12,947
BMX86B7 HALEON PLC COMMON STOCK GBP 0.01		226,833.000	1,139,175	1,143,521
40609P105 HALLADOR ENERGY CO COMMON STOCK USD 0.01		7,900.000	140,434	150,416
0405207 HALMA PLC COMMON STOCK GBP 10		7,851.000	222,638	373,612
4511809 HANNOVER RUECK SE COMMON STOCK EUR 0		3,616.000	876,004	1,130,501
413197104 HARMONY BIOSCIENCES HOLDINGS INC COMMON	0.00001	500.000	16,047	18,710
419596101 HAVERTY FURNITURE COS INC COMMON STOCK U		500.000	10,198	11,680
40416E103 HCI GROUP INC COMMON STOCK USD 0		170.000	30,791	32,587
42226A107 HEALTHEQUITY INC COMMON STOCK USD 0.0001		800.000	61,930	73,288
G4388N106 HELEN OF TROY LTD COMMON STOCK USD 0.1		1,400.000	30,026	29,750

JPMorgan Investor Services J.P.Morgan

BOILERMAKERS NATIONAL ANNUITY TRUST
E.I.N. 48-1029345 PLAN NO. 001
SCHEDULE H, LINE 4i—SCHEDULE OF ASSETS (HELD AT END OF YEAR) (CONTINUED)
DECEMBER 31, 2025

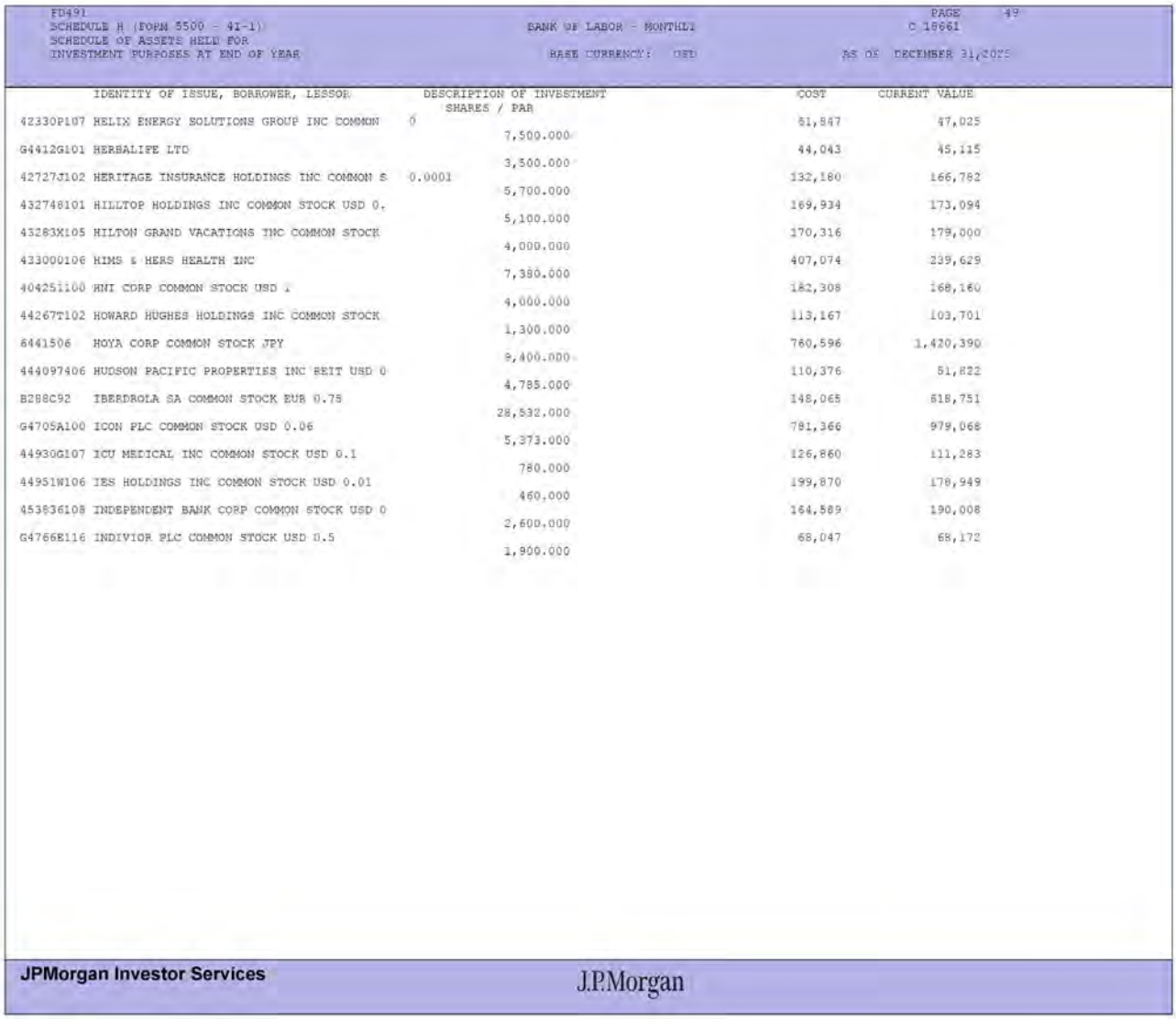

FD491 PAGE 49
SCHEDULE H (FORM 5500 - 4I-1) BANK OF LABOR - MONTHLY C 18661
SCHEDULE OF ASSETS HELD FOR
INVESTMENT PURPOSES AT END OF YEAR BASE CURRENCY: USD AS OF DECEMBER 31,2025

	IDENTITY OF ISSUE, BORROWER, LESSOR	DESCRIPTION OF INVESTMENT SHARES / PAR		COST	CURRENT VALUE
42330P107	HELIX ENERGY SOLUTIONS GROUP INC COMMON	0	7,500.000	81,847	47,025
G4412G101	HERBALIFE LTD		3,500.000	44,043	45,115
42727J102	HERITAGE INSURANCE HOLDINGS INC COMMON S	0.0001	5,700.000	132,180	166,782
432748101	HILLTOP HOLDINGS INC COMMON STOCK USD 0.		5,100.000	169,934	173,094
43283X105	HILTON GRAND VACATIONS INC COMMON STOCK		4,000.000	170,316	179,000
433000106	HIMS & HERS HEALTH INC		7,380.000	407,074	239,629
404251100	HNI CORP COMMON STOCK USD 1		4,000.000	182,308	168,160
44267T102	HOWARD HUGHES HOLDINGS INC COMMON STOCK		1,300.000	113,167	103,701
6441506	HOYA CORP COMMON STOCK JPY		9,400.000	760,596	1,420,390
444097406	HUDSON PACIFIC PROPERTIES INC REIT USD 0		4,785.000	110,376	51,822
B288C92	IBERDROLA SA COMMON STOCK EUR 0.75		28,532.000	148,065	618,751
G4705A100	ICON PLC COMMON STOCK USD 0.06		5,373.000	781,366	979,068
44930G107	ICU MEDICAL INC COMMON STOCK USD 0.1		780.000	126,860	111,283
44951W106	IES HOLDINGS INC COMMON STOCK USD 0.01		460.000	199,870	178,949
453836108	INDEPENDENT BANK CORP COMMON STOCK USD 0		2,600.000	164,589	190,008
G4766E116	INDIVIOR PLC COMMON STOCK USD 0.5		1,900.000	68,047	68,172

JPMorgan Investor Services J.P.Morgan

BOILERMAKERS NATIONAL ANNUITY TRUST
E.I.N. 48-1029345 PLAN NO. 001
SCHEDULE H, LINE 4i—SCHEDULE OF ASSETS (HELD AT END OF YEAR) (CONTINUED)
DECEMBER 31, 2025

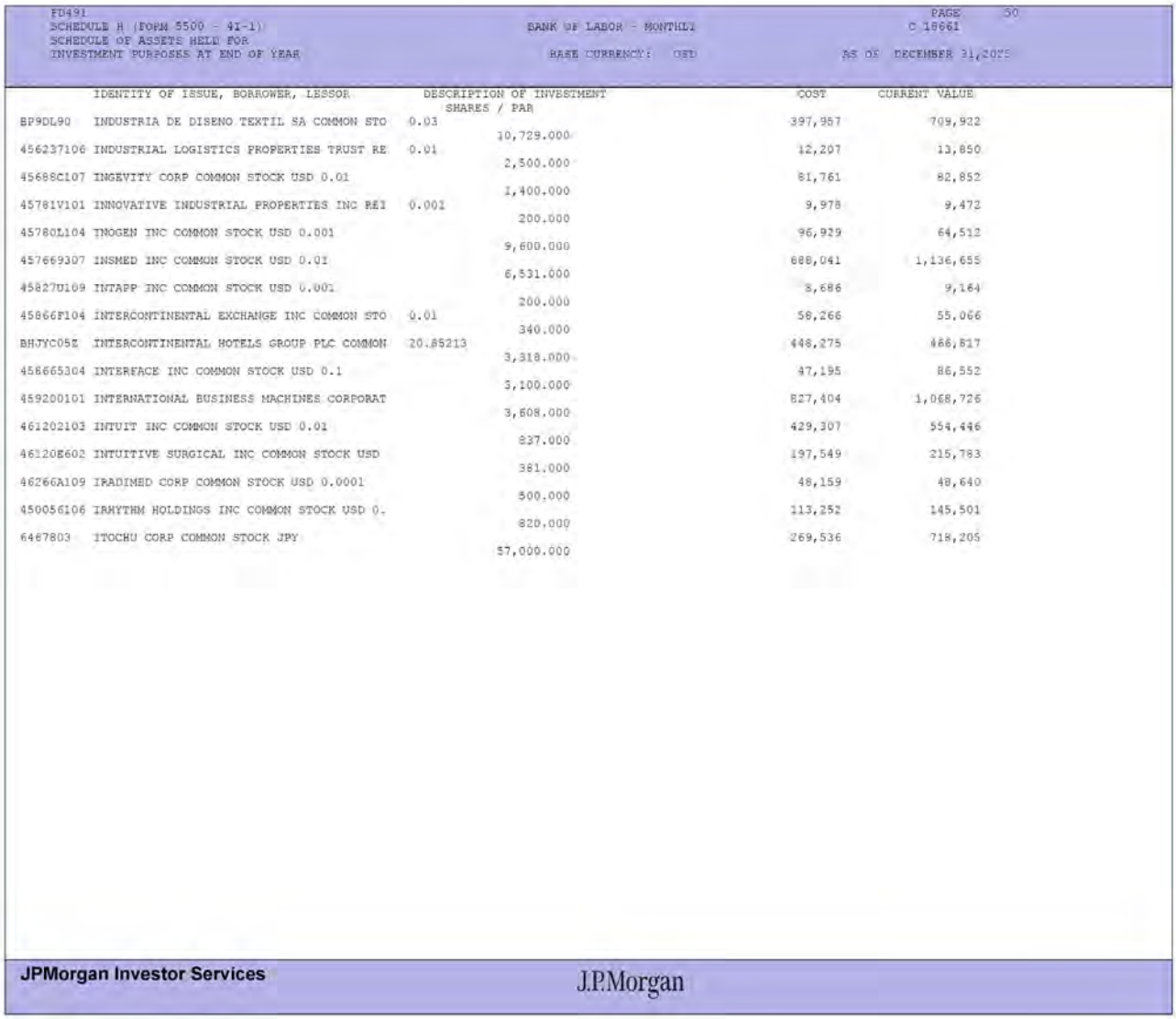

FD491 PAGE 50
SCHEDULE H (FORM 5500 - 4I-1) BANK OF LABOR - MONTHLY C 18661
SCHEDULE OF ASSETS HELD FOR
INVESTMENT PURPOSES AT END OF YEAR BASE CURRENCY: USD AS OF DECEMBER 31,2025

	IDENTITY OF ISSUE, BORROWER, LESSOR	DESCRIPTION OF INVESTMENT	SHARES / PAR	COST	CURRENT VALUE
BP9DL90	INDUSTRIA DE DISENO TEXTIL SA COMMON STO	0.03	10,729.000	397,987	709,922
456237106	INDUSTRIAL LOGISTICS PROPERTIES TRUST RE	0.01	2,500.000	12,207	13,850
45688C107	INGEVITY CORP COMMON STOCK USD 0.01		1,400.000	81,761	82,852
45781V101	INNOVATIVE INDUSTRIAL PROPERTIES INC REI	0.001	200.000	9,978	9,472
45780L104	INOGEN INC COMMON STOCK USD 0.001		9,600.000	96,929	64,512
457669307	INSMED INC COMMON STOCK USD 0.01		6,531.000	688,041	1,136,655
45827U109	INTAPP INC COMMON STOCK USD 0.001		200.000	8,686	9,164
45866F104	INTERCONTINENTAL EXCHANGE INC COMMON STO	0.01	340.000	58,266	55,066
BHJYC05%	INTERCONTINENTAL HOTELS GROUP PLC COMMON	20.85213	3,318.000	448,275	466,817
458665304	INTERFACE INC COMMON STOCK USD 0.1		5,100.000	47,195	86,552
459200101	INTERNATIONAL BUSINESS MACHINES CORPORAT		3,608.000	827,404	1,068,726
461202103	INTUIT INC COMMON STOCK USD 0.01		837.000	429,307	554,446
46120E602	INTUITIVE SURGICAL INC COMMON STOCK USD		381.000	197,549	215,783
46266A109	IRADIMED CORP COMMON STOCK USD 0.0001		800.000	48,159	48,640
450056106	IRHYTHM HOLDINGS INC COMMON STOCK USD 0.		820.000	113,252	145,501
6467803	ITOCHU CORP COMMON STOCK JPY		57,000.000	269,536	718,205

JPMorgan Investor Services J.P.Morgan

BOILERMAKERS NATIONAL ANNUITY TRUST
E.I.N. 48-1029345 PLAN NO. 001
SCHEDULE H, LINE 4i—SCHEDULE OF ASSETS (HELD AT END OF YEAR) (CONTINUED)
DECEMBER 31, 2025

FD491 PAGE 51
SCHEDULE H (FORM 5500 - 4I-1) BANK OF LABOR - MONTHLY C 18661
SCHEDULE OF ASSETS HELD FOR
INVESTMENT PURPOSES AT END OF YEAR BASE CURRENCY: USD AS OF DECEMBER 31,2025

	IDENTITY OF ISSUE, BORROWER, LESSOR	DESCRIPTION OF INVESTMENT SHARES / PAR	COST	CURRENT VALUE
46817M107	JACKSON FINANCIAL INC COMMON STOCK	700.000	61,431	74,655
G4474Y214	JANUS HENDERSON GROUP PLC COMMON STOCK U	200.000	6,145	9,514
47103N106	JANUS PARENT INC	4,700.000	44,816	30,738
478160104	JOHNSON & JOHNSON COMMON STOCK USD 1	3,597.000	659,707	744,399
6481320	KAJIMA CORP COMMON STOCK JPY	18,200.000	287,992	677,514
489170100	KENNAMETAL INC COMMON STOCK USD 1.25	300.000	8,344	8,523
6490995	KEYENCE CORP COMMON STOCK JPY	2,300.000	833,929	831,695
48251K100	KKR REAL ESTATE FINANCE TRUST INC REIT U	1,700.000	15,297	13,974
50015M109	KODIAK SCIENCES INC COMMON STOCK USD 0.0	2,000.000	22,680	55,920
500255104	KOHL'S CORP COMMON STOCK USD 0.01	3,600.000	84,557	73,476
6496584	KOMATSU LTD COMMON STOCK JPY	18,600.000	541,027	593,320
50050N103	KONTOOR BRANDS INC COMMON STOCK USD 0	1,300.000	92,283	79,417
500643200	KORN FERRY COMMON STOCK USD 0.01	1,400.000	98,408	92,428
50077B207	KRATOS DEFENSE & SECURITY SOLUTIONS INC	STOCK USD 0.001 200.000	20,738	15,162
501147102	KRYSTAL BIOTECH INC COMMON STOCK USD 0.0	70.000	15,448	17,258
50127T109	KURA ONCOLOGY INC COMMON STOCK USD 0.000	1,100.000	11,563	11,429

JPMorgan Investor Services J.P.Morgan

BOILERMAKERS NATIONAL ANNUITY TRUST
E.I.N. 48-1029345 PLAN NO. 001
SCHEDULE H, LINE 4i—SCHEDULE OF ASSETS (HELD AT END OF YEAR) (CONTINUED)
DECEMBER 31, 2025

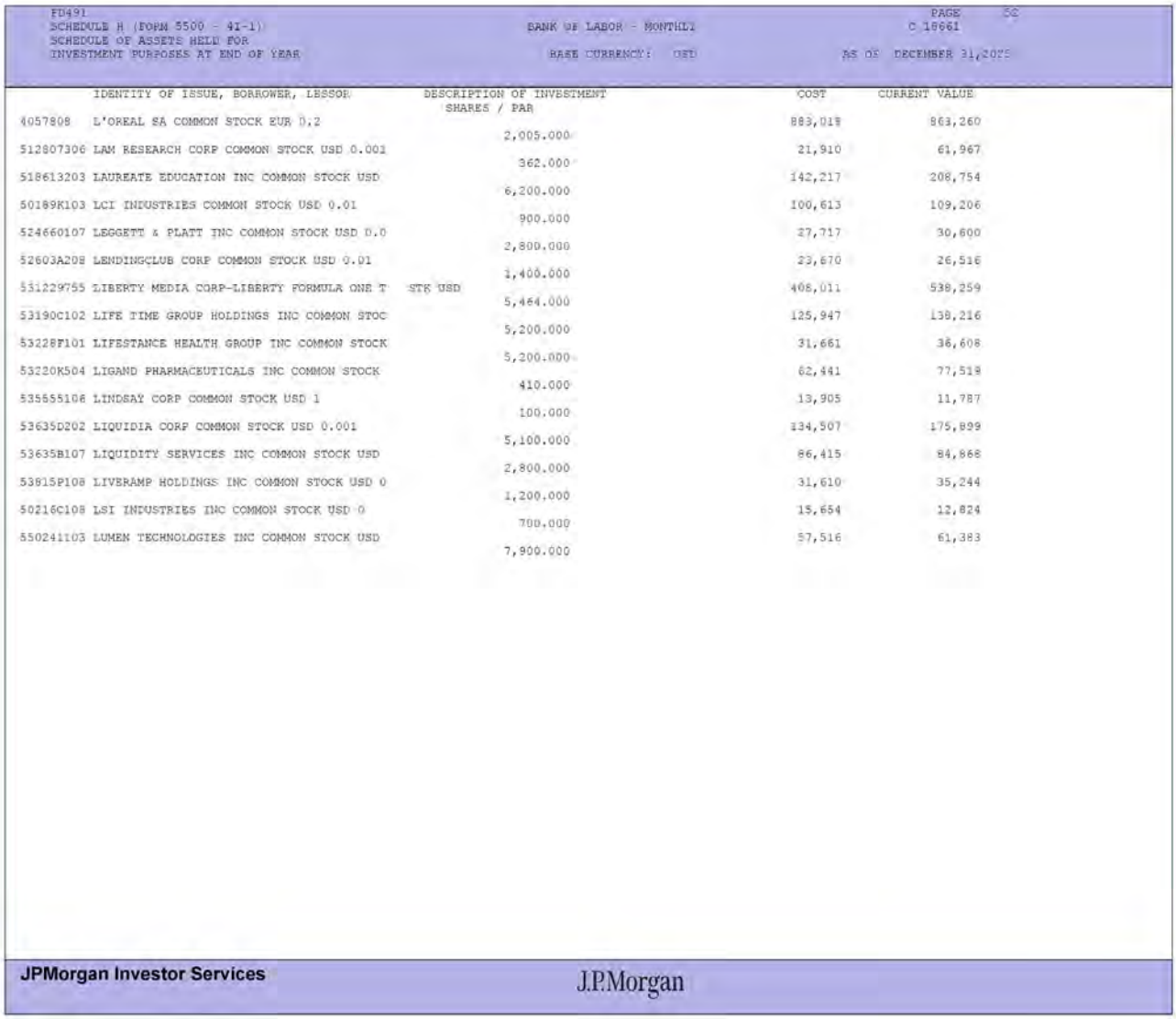

FD491 PAGE 50
SCHEDULE H (FORM 5500 - 4I-1) BANK OF LABOR - MONTHLY C 18661
SCHEDULE OF ASSETS HELD FOR INVESTMENT PURPOSES AT END OF YEAR BASE CURRENCY: USD AS OF DECEMBER 31,2025

	IDENTITY OF ISSUE, BORROWER, LESSOR	DESCRIPTION OF INVESTMENT SHARES / PAR		COST	CURRENT VALUE
4057808	L'OREAL SA COMMON STOCK EUR 0.2		2,005.000	883,018	863,260
512807306	LAM RESEARCH CORP COMMON STOCK USD 0.001		362.000	21,910	61,967
518613203	LAUREATE EDUCATION INC COMMON STOCK USD		6,200.000	142,217	208,754
50189K103	LCI INDUSTRIES COMMON STOCK USD 0.01		900.000	100,613	109,206
524660107	LEGGETT & PLATT INC COMMON STOCK USD 0.0		2,800.000	27,717	30,800
52603A208	LENDINGCLUB CORP COMMON STOCK USD 0.01		1,400.000	23,670	26,516
531229755	LIBERTY MEDIA CORP-LIBERTY FORMULA ONE T	STK USD	5,464.000	408,011	538,259
53190C102	LIFE TIME GROUP HOLDINGS INC COMMON STOC		5,200.000	125,947	138,216
53228F101	LIFESTANCE HEALTH GROUP INC COMMON STOCK		5,200.000	31,661	36,608
53220K504	LIGAND PHARMACEUTICALS INC COMMON STOCK		410.000	62,441	77,518
535555106	LINDSAY CORP COMMON STOCK USD 1		100.000	13,905	11,787
53635D202	LIQUIDIA CORP COMMON STOCK USD 0.001		5,100.000	134,507	175,899
53635B107	LIQUIDITY SERVICES INC COMMON STOCK USD		2,800.000	86,415	84,868
53815P108	LIVERAMP HOLDINGS INC COMMON STOCK USD 0		1,200.000	31,610	35,244
50216C108	LSI INDUSTRIES INC COMMON STOCK USD 0		700.000	15,654	12,824
550241103	LUMEN TECHNOLOGIES INC COMMON STOCK USD		7,900.000	57,516	61,383

JPMorgan Investor Services J.P.Morgan

BOILERMAKERS NATIONAL ANNUITY TRUST
E.I.N. 48-1029345 PLAN NO. 001
SCHEDULE H, LINE 4i—SCHEDULE OF ASSETS (HELD AT END OF YEAR) (CONTINUED)
DECEMBER 31, 2025

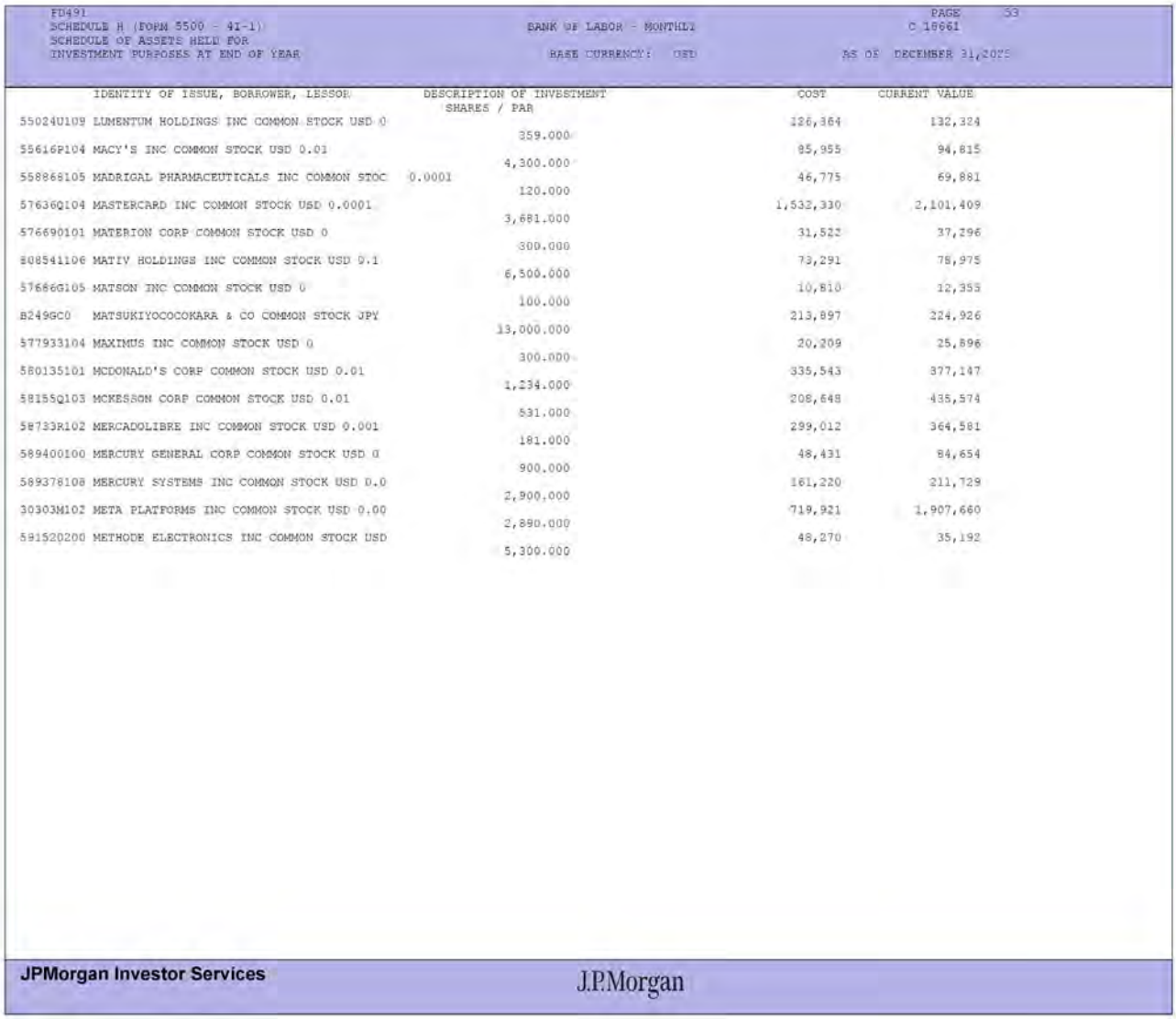

FD491 PAGE 53
SCHEDULE H (FORM 5500 - 4I-1) BANK OF LABOR - MONTHLY C 18661
SCHEDULE OF ASSETS HELD FOR INVESTMENT PURPOSES AT END OF YEAR BASE CURRENCY: USD AS OF DECEMBER 31,2025

IDENTITY OF ISSUE, BORROWER, LESSOR	DESCRIPTION OF INVESTMENT SHARES / PAR	COST	CURRENT VALUE
55024U109 LUMENTUM HOLDINGS INC COMMON STOCK USD 0	359.000	126,364	132,324
55616P104 MACY'S INC COMMON STOCK USD 0.01	4,300.000	85,955	94,815
558868105 MADRIGAL PHARMACEUTICALS INC COMMON STOC 0.0001	120.000	46,775	69,881
57636Q104 MASTERCARD INC COMMON STOCK USD 0.0001	3,681.000	1,532,330	2,101,409
576690101 MATERION CORP COMMON STOCK USD 0	300.000	31,522	37,296
808541106 MATIV HOLDINGS INC COMMON STOCK USD 0.1	6,500.000	73,291	78,975
57686G105 MATSON INC COMMON STOCK USD 0	100.000	10,810	12,355
B249GC0 MATSUKIYOCOCOKARA & CO COMMON STOCK JPY	13,000.000	213,897	224,926
577933104 MAXIMUS INC COMMON STOCK USD 0	300.000	20,209	25,896
580135101 MCDONALD'S CORP COMMON STOCK USD 0.01	1,234.000	335,543	377,147
58155Q103 MCKESSON CORP COMMON STOCK USD 0.01	531.000	208,648	435,574
58733R102 MERCADOLIBRE INC COMMON STOCK USD 0.001	181.000	299,012	364,581
589400100 MERCURY GENERAL CORP COMMON STOCK USD 0	900.000	48,431	84,654
589378108 MERCURY SYSTEMS INC COMMON STOCK USD 0.0	2,900.000	161,220	211,729
30303M102 META PLATFORMS INC COMMON STOCK USD 0.00	2,890.000	719,921	1,907,660
591520200 METHODE ELECTRONICS INC COMMON STOCK USD	5,300.000	48,270	35,192

JPMorgan Investor Services J.P.Morgan

BOILERMAKERS NATIONAL ANNUITY TRUST
E.I.N. 48-1029345 PLAN NO. 001
SCHEDULE H, LINE 4i—SCHEDULE OF ASSETS (HELD AT END OF YEAR) (CONTINUED)
DECEMBER 31, 2025



FD491 PAGE 58
SCHEDULE H (FORM 5500 - 4I-1) BANK OF LABOR - MONTHLY C 18661
SCHEDULE OF ASSETS HELD FOR
INVESTMENT PURPOSES AT END OF YEAR BASE CURRENCY: USD AS OF DECEMBER 31,2025

IDENTITY OF ISSUE, BORROWER, LESSOR	DESCRIPTION OF INVESTMENT	SHARES / PAR	COST	CURRENT VALUE
591774104 METROPOLITAN BANK HOLDING CORP COMMON ST	0.01	1,400.000	83,134	106,904
594918104 MICROSOFT CORP COMMON STOCK USD 0.000006		15,081.000	5,484,985	7,293,473
597742105 MIDLAND STATES BANCORP INC COMMON STOCK		1,100.000	22,462	23,287
600544100 MILLERKNOLL INC COMMON STOCK USD 0.2		4,900.000	80,288	89,572
602496101 MIMEDX GROUP INC COMMON STOCK USD 0.001		8,450.000	47,423	57,207
603170101 MINERALYS THERAPEUTICS INC COMMON STOCK		2,000.000	58,803	72,580
604749101 MIRUM PHARMACEUTICALS INC COMMON STOCK U		1,100.000	75,455	86,889
60649T107 MISTRAS GROUP INC COMMON STOCK USD 0.01		800.000	9,521	10,120
606710200 MITEK SYSTEMS INC COMMON STOCK USD 0.001		16,100.000	141,772	169,855
6597045 MITSUBISHI ELECTRIC CORP COMMON STOCK JP		45,800.000	570,343	1,339,711
607828100 MODINE MANUFACTURING CO COMMON STOCK USD		800.000	78,607	106,808
615394202 MOOG INC-CLASS A		190.000	32,559	46,275
624580106 MOVADO GROUP INC COMMON STOCK USD 0.01		1,000.000	19,849	20,620
B2Q4CS1 MS&AD INSURANCE GROUP HOLDINGS INC COMMO	JPY	14,000.000	153,109	328,955
5294121 MUENCHENER RUECKVERSICHERUNGS-GESELLSCHA	MUENCHEN COMMON STOCK SUB D	481.000	137,838	317,593
55405W104 MYR GROUP INC COMMON STOCK USD 0.01		930.000	193,537	203,205

JPMorgan Investor Services J.P.Morgan

BOILERMAKERS NATIONAL ANNUITY TRUST
E.I.N. 48-1029345 PLAN NO. 001
SCHEDULE H, LINE 4i—SCHEDULE OF ASSETS (HELD AT END OF YEAR) (CONTINUED)
DECEMBER 31, 2025

FD491 PAGE 56
SCHEDULE H (FORM 5500 - 4I-1) BANK OF LABOR - MONTHLY C 18661
SCHEDULE OF ASSETS HELD FOR
INVESTMENT PURPOSES AT END OF YEAR BASE CURRENCY: USD AS OF DECEMBER 31,2025

IDENTITY OF ISSUE, BORROWER, LESSOR	DESCRIPTION OF INVESTMENT	SHARES / PAR	COST	CURRENT VALUE
632307104 NATERA INC COMMON STOCK USD 0.0001		3,596.000	596,692	823,808
63886Q109 NATURAL GAS SERVICES GROUP INC COMMON ST	0.01	900.000	29,060	30,285
BM8PJY7 NATWEST GROUP PLC COMMON STOCK GBP 107.6		69,327.000	382,558	783,133
62886E108 NCR VOYIX CORP COMMON STOCK USD 0.01		1,200.000	14,162	12,240
5633962 NEMETSCHEK SE COMMON STOCK EUR 0		5,595.000	618,348	609,793
64082B102 NERDWALLET INC COMMON STOCK USD 0.0001		11,000.000	147,599	149,050
64110L106 NETFLIX INC COMMON STOCK USD 0.001		5,842.000	241,124	547,746
64115T104 NETSCOUT SYSTEMS INC COMMON STOCK USD 0.		6,400.000	128,981	173,184
65156N102 NEWMARK GROUP INC COMMON STOCK USD 0.01		7,500.000	107,247	130,050
652526203 NEMTEKONE INC COMMON STOCK USD 0.02		800.000	8,963	9,080
65290E101 NEXTPOWER INC COMMON STOCK USD 0.0001		3,000.000	153,422	261,330
171077407 NIAGEN BIOSCIENCE INC COMMON STOCK USD 0		1,800.000	22,453	11,448
653656108 NICE LTD ADR USD		321.000	36,139	36,286
6639550 NINTENDO CO LTD COMMON STOCK JPY		17,900.000	802,350	1,209,930
65487K100 NLIGHT INC COMMON STOCK USD		900.000	27,517	33,759
5YZF9J9 NORDEA BANK ABP COMMON STOCK EUR 1		37,101.000	427,793	700,061

JPMorgan Investor Services J.P.Morgan

BOILERMAKERS NATIONAL ANNUITY TRUST
E.I.N. 48-1029345 PLAN NO. 001
SCHEDULE H, LINE 4i—SCHEDULE OF ASSETS (HELD AT END OF YEAR) (CONTINUED)
DECEMBER 31, 2025

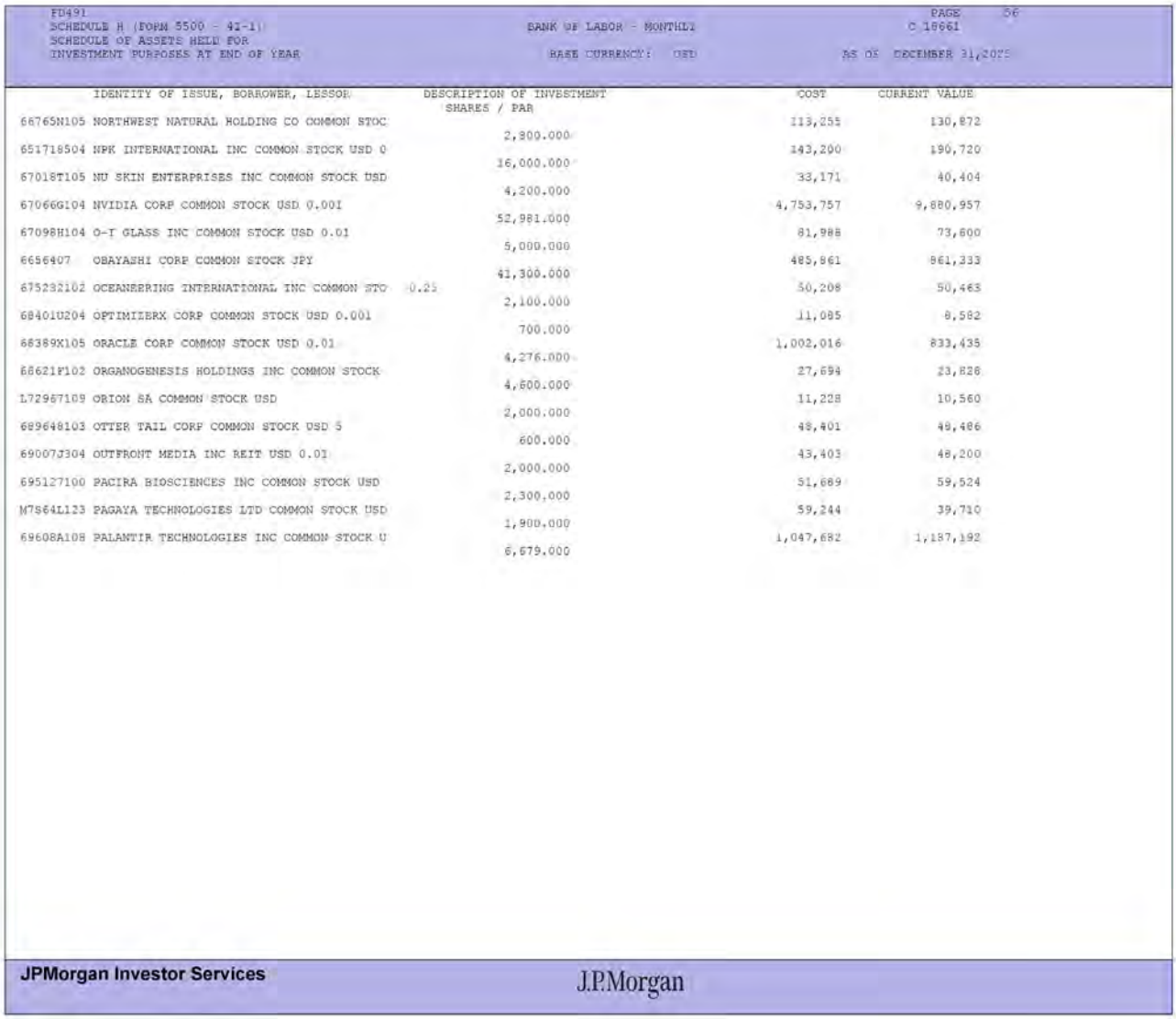

FD491 PAGE 56
SCHEDULE H (FORM 5500 - 42-1) BANK OF LABOR - MONTHLY C 18661
SCHEDULE OF ASSETS HELD FOR
INVESTMENT PURPOSES AT END OF YEAR BASE CURRENCY: USD AS OF DECEMBER 31,2025

IDENTITY OF ISSUE, BORROWER, LESSOR	DESCRIPTION OF INVESTMENT	SHARES / PAR	COST	CURRENT VALUE
66765N105 NORTHWEST NATURAL HOLDING CO COMMON STOC		2,800.000	113,255	130,872
651718504 NPK INTERNATIONAL INC COMMON STOCK USD 0		16,000.000	143,200	190,720
67018T105 NU SKIN ENTERPRISES INC COMMON STOCK USD		4,200.000	33,171	40,404
67066G104 NVIDIA CORP COMMON STOCK USD 0.001		52,981.000	4,753,757	9,880,957
67098H104 O-I GLASS INC COMMON STOCK USD 0.01		5,000.000	81,988	73,800
6656407 OBAYASHI CORP COMMON STOCK JPY		41,300.000	485,861	861,333
675232102 OCEANEERING INTERNATIONAL INC COMMON STO	0.25	2,100.000	50,208	50,463
68401U204 OPTIMIZERX CORP COMMON STOCK USD 0.001		700.000	11,085	8,582
68389X105 ORACLE CORP COMMON STOCK USD 0.01		4,276.000	1,002,016	833,435
68621F102 ORGANOGENESIS HOLDINGS INC COMMON STOCK		4,600.000	27,694	23,828
L72967109 ORION SA COMMON STOCK USD		2,000.000	11,228	10,560
689648103 OTTER TAIL CORP COMMON STOCK USD 5		600.000	48,401	48,486
69007J304 OUTFRONT MEDIA INC REIT USD 0.01		2,000.000	43,403	48,200
695127100 PACIRA BIOSCIENCES INC COMMON STOCK USD		2,300.000	51,689	59,524
M7S64L123 PAGAYA TECHNOLOGIES LTD COMMON STOCK USD		1,900.000	59,244	39,710
69608A108 PALANTIR TECHNOLOGIES INC COMMON STOCK U		6,679.000	1,047,682	1,187,192

JPMorgan Investor Services J.P.Morgan

BOILERMAKERS NATIONAL ANNUITY TRUST
E.I.N. 48-1029345 PLAN NO. 001
SCHEDULE H, LINE 4i—SCHEDULE OF ASSETS (HELD AT END OF YEAR) (CONTINUED)
DECEMBER 31, 2025



FD491 PAGE 57
SCHEDULE H (FORM 5500 - 41-1) BANK OF LABOR - MONTHLY C 18661
SCHEDULE OF ASSETS HELD FOR INVESTMENT PURPOSES AT END OF YEAR BASE CURRENCY: USD AS OF DECEMBER 31,2025

IDENTITY OF ISSUE, BORROWER, LESSOR	DESCRIPTION OF INVESTMENT	SHARES / PAR	COST	CURRENT VALUE
697435105 PALO ALTO NETWORKS INC COMMON STOCK USD		1,031.000	151,724	189,910
69753M105 PALOMAR HOLDINGS INC COMMON STOCK USD 0.		850.000	119,453	114,546
69888T207 PAR PACIFIC HOLDINGS INC COMMON STOCK US		600.000	23,086	21,084
69318G106 PBF ENERGY INC COMMON STOCK USD 0.001		3,700.000	139,077	100,344
704551100 PEABODY ENERGY CORP		3,900.000	108,429	115,830
704699107 PEAPACK-GLADSTONE FINANCIAL CORP COMMON	0	700.000	19,778	19,495
71363P106 PERDOCEO EDUCATION CORP COMMON STOCK USD		2,800.000	81,087	82,124
71385M107 PERIMETER SOLUTIONS INC COMMON STOCK USD		1,200.000	30,794	33,036
G97822103 PERRIGO CO PLC COMMON STOCK USD 0.001		7,000.000	155,373	97,440
71601V105 PETCO HEALTH & WELLNESS CO INC COMMON ST	0.001	10,000.000	29,621	28,100
71742Q106 PHIBRO ANIMAL HEALTH CORP COMMON STOCK U		800.000	21,468	29,888
718172109 PHILIP MORRIS INTERNATIONAL INC COMMON S		4,857.000	761,967	779,063
71880K101 PHINIA INC COMMON STOCK USD 0.01		500.000	24,837	31,345
719405102 PHOTRONICS INC COMMON STOCK USD 0.01		300.000	9,862	9,600
724078100 PIPER SANDLER COS		320.000	100,606	108,707
729132100 PLEXUS CORP COMMON STOCK USD 0.01		610.000	77,771	89,670

JPMorgan Investor Services J.P.Morgan

BOILERMAKERS NATIONAL ANNUITY TRUST
E.I.N. 48-1029345 PLAN NO. 001
SCHEDULE H, LINE 4i—SCHEDULE OF ASSETS (HELD AT END OF YEAR) (CONTINUED)
DECEMBER 31, 2025

FD491 PAGE 56
SCHEDULE H (FORM 5500 - 4I-1) BANK OF LABOR - MONTHLY C 18661
SCHEDULE OF ASSETS HELD FOR
INVESTMENT PURPOSES AT END OF YEAR BASE CURRENCY: USD AS OF DECEMBER 31,2025

IDENTITY OF ISSUE, BORROWER, LESSOR	DESCRIPTION OF INVESTMENT SHARES / PAR		COST	CURRENT VALUE
731068102 POLARIS INC COMMON STOCK USD 0.01		500.000	33,875	31,625
733245104 PORCH GROUP INC COMMON STOCK USD 0.0001		1,100.000	16,576	10,043
736508847 PORTLAND GENERAL ELECTRIC CO COMMON STOC		4,800.000	201,705	230,352
73757R102 POSTAL REALTY TRUST INC REIT USD 0.01		700.000	10,868	11,298
B4PFFW4 PRADA SPA COMMON STOCK HKD 0.1		60,900.000	437,773	352,091
74006W207 PRAXIS PRECISION MEDICINES INC COMMON ST	0.0001	290.000	71,180	85,475
74017N105 PRECIGEN INC COMMON STOCK USD		5,900.000	23,501	24,662
74112D101 PRESTIGE CONSUMER HEALTHCARE INC COMMON	0.01	850.000	47,905	52,437
74167B109 PRIMIS FINANCIAL CORP COMMON STOCK USD 0		7,750.000	85,506	107,803
74164F103 PRIMORIS SERVICES CORP COMMON STOCK USD		500.000	30,401	62,070
74275G107 PRIORITY TECHNOLOGY HOLDINGS INC COMMON	0.001	1,700.000	17,668	9,265
74319R101 PROG HOLDINGS INC		2,800.000	86,052	82,572
74340E103 PROGYNY INC COMMON STOCK USD 0.0001		1,800.000	41,523	46,224
74347M108 PROPETRO HOLDING CORP COMMON STOCK USD		18,500.000	185,697	175,935
74366E102 PROTAGONIST THERAPEUTICS INC COMMON STOC	0.00001	1,500.000	62,391	131,010
743713109 PROTO LABS INC COMMON STOCK USD 0.001		3,000.000	139,521	151,770

JPMorgan Investor Services J.P.Morgan

BOILERMAKERS NATIONAL ANNUITY TRUST
E.I.N. 48-1029345 PLAN NO. 001
SCHEDULE H, LINE 4i—SCHEDULE OF ASSETS (HELD AT END OF YEAR) (CONTINUED)
DECEMBER 31, 2025

FD491 PAGE 59
SCHEDULE H (FORM 5500 - 4I-1) BANK OF LABOR - MONTHLY C 18661
SCHEDULE OF ASSETS HELD FOR
INVESTMENT PURPOSES AT END OF YEAR BASE CURRENCY: USD AS OF DECEMBER 31,2025

IDENTITY OF ISSUE, BORROWER, LESSOR	DESCRIPTION OF INVESTMENT SHARES / PAR	COST	CURRENT VALUE
74386T105 PROVIDENT FINANCIAL SERVICES INC COMMON 0.01	9,200.000	183,414	181,700
69366J200 PTC THERAPEUTICS INC COMMON STOCK USD 0.	1,800.000	94,007	136,728
74587V107 PUMA BIOTECHNOLOGY INC COMMON STOCK USD	2,900.000	14,341	17,255
74762E102 QUANTA SERVICES INC COMMON STOCK USD 0.0	923.000	207,349	389,561
750917106 RAMBUS INC COMMON STOCK USD 0.001	3,500.000	190,977	321,615
75383L102 RAPPORT THERAPEUTICS INC COMMON STOCK US	4,100.000	115,849	124,394
75524W108 RE/MAX HOLDINGS INC COMMON STOCK USD 0.0	6,300.000	50,218	47,817
75704L104 RED VIOLET INC COMMON STOCK USD 0.001	300.000	11,250	17,085
75960P104 REMITLY GLOBAL INC COMMON STOCK USD 0.00	800.000	18,706	12,420
76118Y104 RESIDEO TECHNOLOGIES INC COMMON STOCK US	5,050.000	93,497	177,356
B1VP0K0 REXEL SA COMMON STOCK EUR 5	17,902.000	493,292	706,230
76243J105 RHYTHM PHARMACEUTICALS INC COMMON STOCK	1,300.000	125,280	139,152
766559702 RIGEL PHARMACEUTICALS INC COMMON STOCK U	1,800.000	67,043	77,094
76655K103 RIGETTI COMPUTING INC	2,100.000	92,155	46,515
770700102 ROBINHOOD MARKETS INC COMMON STOCK USD 0	7,174.000	617,977	811,379
771049103 ROBLOX CORP COMMON STOCK USD 0.0001	4,976.000	629,071	403,205

JPMorgan Investor Services J.P.Morgan

BOILERMAKERS NATIONAL ANNUITY TRUST
E.I.N. 48-1029345 PLAN NO. 001
SCHEDULE H, LINE 4i—SCHEDULE OF ASSETS (HELD AT END OF YEAR) (CONTINUED)
DECEMBER 31, 2025

FD491 PAGE 60
SCHEDULE H (FORM 5500 - 4I-1) BANK OF LABOR - MONTHLY C 18661
SCHEDULE OF ASSETS HELD FOR
INVESTMENT PURPOSES AT END OF YEAR BASE CURRENCY: USD AS OF DECEMBER 31,2025

	IDENTITY OF ISSUE, BORROWER, LESSOR	DESCRIPTION OF INVESTMENT SHARES / PAR	COST	CURRENT VALUE
7110388	ROCHE HOLDING AG COMMON STOCK CHF 0	2,174.000	554,927	900,608
773121109	ROCKET LAB CORP COMMON STOCK USD	2,046.000	123,100	142,729
774515100	ROCKY BRANDS INC COMMON STOCK USD 0	1,200.000	35,959	35,196
775133101	ROGERS CORP COMMON STOCK USD 1	1,200.000	104,970	109,884
75513E101	RTX CORP	2,702.000	381,123	495,547
BYTBXV3	RYANAIR HOLDINGS PLC COMMON STOCK EUR 0.	26,397.000	772,805	916,108
78646V107	SAFEHOLD INC REIT	3,800.000	90,967	52,022
B8C3BL0	SAGE GROUP PLC/THE	25,959.000	402,974	378,142
B4Q1532	SAMSONITE GROUP SA COMMON STOCK HKD 0.01	247,800.000	664,617	633,548
6739739	SANDFIRE RESOURCES LTD COMMON STOCK AUD	87,002.000	238,931	681,171
80007P869	SANDRIDGE ENERGY INC COMMON STOCK USD 0.	3,100.000	45,933	44,733
801056102	SANMINA CORP COMMON STOCK USD 0.01	1,100.000	165,601	165,077
5671735	SANOFI SA COMMON STOCK EUR 2	15,493.000	1,536,948	1,505,153
806037107	SCANSOURCE INC COMMON STOCK USD 0	700.000	29,024	27,342
BYT9340	SCOUT24 SE COMMON STOCK EUR	4,452.000	543,340	448,618
81141R100	SEA LTD-ADR	3,280.000	566,826	418,430

JPMorgan Investor Services J.P.Morgan

BOILERMAKERS NATIONAL ANNUITY TRUST
E.I.N. 48-1029345 PLAN NO. 001
SCHEDULE H, LINE 4i—SCHEDULE OF ASSETS (HELD AT END OF YEAR) (CONTINUED)
DECEMBER 31, 2025

FD491 PAGE 61
SCHEDULE H (FORM 5500 - 4I-1) BANK OF LABOR - MONTHLY C 18661
SCHEDULE OF ASSETS HELD FOR
INVESTMENT PURPOSES AT END OF YEAR BASE CURRENCY: USD AS OF DECEMBER 31,2025

	IDENTITY OF ISSUE, BORROWER, LESSOR	DESCRIPTION OF INVESTMENT	SHARES / PAR	COST	CURRENT VALUE
816300107	SELECTIVE INSURANCE GROUP INC COMMON STO		400.000	30,245	33,468
G8060N102	SENSATA TECHNOLOGIES HOLDING PLC COMMON	0.01	2,000.000	59,479	66,580
81762P102	SERVICENOW INC COMMON STOCK USD 0.001		2,235.000	358,084	342,380
BP6MXD8	SHELL PLC		16,673.000	480,907	614,473
82489W107	SHOALS TECHNOLOGIES GROUP INC COMMON STO	0.00001	2,700.000	13,019	22,950
82509L107	SHOPIFY INC COMMON STOCK CAD		5,976.000	661,180	961,957
G81276100	SIGNET JEWELERS LTD COMMON STOCK USD 0.1		800.000	66,410	66,304
826919102	SILICON LABORATORIES INC COMMON STOCK US		1,350.000	190,973	176,445
828730200	SIMMONS FIRST NATIONAL CORP COMMON STOCK		10,600.000	214,905	199,810
82982T106	SITIME CORP COMMON STOCK USD 0.0001		420.000	86,489	148,340
830940102	SKYWARD SPECIALTY INSURANCE GROUP INC CO	USD 0.01	1,500.000	77,703	76,885
83089J109	SKYWATER TECHNOLOGY INC COMMON STOCK USD		3,100.000	48,645	56,296
830879102	SKYWEST INC COMMON STOCK USD 0		800.000	35,721	80,328
0922320	SMITH & NEPHEW PLC COMMON STOCK GBP 0.2		61,983.000	676,526	1,032,540
833445109	SNOWFLAKE INC COMMON STOCK USD 1		847.000	162,051	185,798
5966516	SOCIETE GENERALE SA COMMON STOCK EUR 1.2		11,934.000	325,311	963,172

JPMorgan Investor Services J.P.Morgan

BOILERMAKERS NATIONAL ANNUITY TRUST
E.I.N. 48-1029345 PLAN NO. 001
SCHEDULE H, LINE 4i—SCHEDULE OF ASSETS (HELD AT END OF YEAR) (CONTINUED)
DECEMBER 31, 2025

FD491 PAGE 60
SCHEDULE H (FORM 5500 - 4I-1) BANK OF LABOR - MONTHLY C 18661
SCHEDULE OF ASSETS HELD FOR
INVESTMENT PURPOSES AT END OF YEAR BASE CURRENCY: USD AS OF DECEMBER 31,2025

	IDENTITY OF ISSUE, BORROWER, LESSOR	DESCRIPTION OF INVESTMENT SHARES / PAR		COST	CURRENT VALUE
83406F102	SOFI TECHNOLOGIES INC COMMON STOCK USD 0		23,467.000	557,384	614,366
83418M103	SOLARIS ENERGY INFRASTRUCTURE INC COMMON	0.01	500.000	26,731	22,985
834203309	SOLENO THERAPEUTICS INC COMMON STOCK USD		1,200.000	79,372	55,560
B62G7K6	SOMPO HOLDINGS INC COMMON STOCK JPY		40,900.000	977,092	1,392,340
83545G102	SONIC AUTOMOTIVE INC COMMON STOCK USD 0.		500.000	39,081	30,930
83570H108	SONOS INC COMMON STOCK USD 0.001		1,900.000	20,248	33,364
836100107	SOUNDHOUND AI INC COMMON STOCK USD 0.000		1,800.000	33,409	17,946
844895102	SOUTHWEST GAS HOLDINGS INC COMMON STOCK		2,000.000	149,977	160,040
L8681T102	SPOTIFY TECHNOLOGY SA COMMON STOCK USD 0		1,679.000	1,046,653	975,012
85208T107	SPRINKLR INC COMMON STOCK USD 0.00003		3,600.000	31,039	28,008
78473E103	SPX TECHNOLOGIES INC COMMON STOCK USD 0.		700.000	134,703	140,042
784730103	SSR MINING INC COMMON STOCK CAD 0		2,300.000	29,756	50,416
790148100	ST JOE CO/THE COMMON STOCK USD 0		1,200.000	73,312	71,244
85256A109	STAGWELL INC COMMON STOCK USD 0.00001		10,500.000	56,097	51,345
853666105	STANDARD MOTOR PRODUCTS INC COMMON STOCK		700.000	22,499	25,795
854231107	STANDEX INTERNATIONAL CORP COMMON STOCK		740.000	172,510	160,787

JPMorgan Investor Services J.P.Morgan

BOILERMAKERS NATIONAL ANNUITY TRUST
E.I.N. 48-1029345 PLAN NO. 001
SCHEDULE H, LINE 4i—SCHEDULE OF ASSETS (HELD AT END OF YEAR) (CONTINUED)
DECEMBER 31, 2025



FD491 PAGE 63
SCHEDULE H (FORM 5500 - 4I-1) BANK OF LABOR - MONTHLY C 18661
SCHEDULE OF ASSETS HELD FOR INVESTMENT PURPOSES AT END OF YEAR BASE CURRENCY: USD AS OF DECEMBER 31,2025

	IDENTITY OF ISSUE, BORROWER, LESSOR	DESCRIPTION OF INVESTMENT SHARES / PAR	COST	CURRENT VALUE
2854238	STANTEC INC COMMON STOCK CAD 0	4,700.000	510,959	444,096
859241101	STERLING INFRASTRUCTURE INC COMMON STOCK	260.000	42,758	79,620
G85158106	STONECO LTD COMMON STOCK USD 0.000079365	700.000	9,262	10,353
86722A103	SUNCOKE ENERGY INC COMMON STOCK USD 0.01	21,300.000	169,255	153,360
B3NB1P2	SUNCOR ENERGY INC COMMON STOCK CAD 0	28,900.000	1,036,950	1,284,398
86771W105	SUNRUN INC COMMON STOCK USD 0.0001	500.000	9,436	9,200
4846523	SWEDBANK AB COMMON STOCK SEK 0	12,903.000	223,614	449,424
871332102	SYLVAMO CORP COMMON STOCK USD 1	2,000.000	141,636	96,300
87157D109	SYNAPTICS INC COMMON STOCK USD 0.001	1,600.000	121,836	118,432
874039100	TAIWAN SEMICONDUCTOR MANUFACTURING CO LT	2,403.000	385,296	730,248
87484T108	TALOS ENERGY INC COMMON STOCK USD	11,700.000	104,230	128,934
87724P106	TAYLOR MORRISON HOME CORP COMMON STOCK U	2,200.000	142,584	129,514
877619106	TAYSHA GENE THERAPIES INC COMMON STOCK U	3,800.000	15,299	20,900
BNC0116	TECHNIP ENERGIES NV COMMON STOCK EUR 0.0	2,849.000	85,207	108,678
2879327	TECK RESOURCES LTD COMMON STOCK CAD 0	28,100.000	1,166,568	1,347,037
879698101	TELOS CORP COMMON STOCK USD 0.001	14,300.000	91,450	72,930

JPMorgan Investor Services J.P.Morgan

BOILERMAKERS NATIONAL ANNUITY TRUST
E.I.N. 48-1029345 PLAN NO. 001
SCHEDULE H, LINE 4i—SCHEDULE OF ASSETS (HELD AT END OF YEAR) (CONTINUED)
DECEMBER 31, 2025

FD491 PAGE 64
SCHEDULE H (FORM 5500 - 4I-1) BANK OF LABOR - MONTHLY C 18661
SCHEDULE OF ASSETS HELD FOR
INVESTMENT PURPOSES AT END OF YEAR BASE CURRENCY: USD AS OF DECEMBER 31,2025

IDENTITY OF ISSUE, BORROWER, LESSOR	DESCRIPTION OF INVESTMENT SHARES / PAR	COST	CURRENT VALUE
88025T102 TENABLE HOLDINGS INC COMMON STOCK USD 0.	900.000	26,786	21,177
88076W103 TERADATA CORP COMMON STOCK USD 0.01	800.000	21,969	24,352
88080T104 TERAWULF INC COMMON STOCK USD 0.001	1,600.000	16,787	18,384
880779103 TEREX CORP COMMON STOCK USD 0.01	950.000	40,231	50,711
880881107 TERNS PHARMACEUTICALS INC COMMON STOCK U	1,700.000	7,699	68,680
88160R101 TESLA INC COMMON STOCK USD 0.001	6,496.000	2,160,362	2,921,381
88162F105 TETRA TECHNOLOGIES INC COMMON STOCK USD	6,300.000	25,214	59,031
88224Q107 TEXAS CAPITAL BANCSHARES INC COMMON STOC	2,300.000	187,908	208,242
88322Q108 TG THERAPEUTICS INC COMMON STOCK USD 0.0	1,200.000	44,714	35,772
4162791 THALES SA COMMON STOCK EUR 3	692.000	106,184	186,763
191216100 THE COCA-COLA COMPANY COMMON STOCK USD 0	6,479.000	441,017	452,947
88556E102 THREDUP INC COMMON STOCK USD 0.0001	1,700.000	12,111	10,863
6897024 TOPPAN HOLDINGS INC COMMON STOCK JPY	22,000.000	478,674	654,196
6900267 TOYO SEIKAN GROUP HOLDINGS LTD COMMON ST	22,200.000	483,358	541,681
6899967 TOYO SUISAN KAISHA LTD COMMON STOCK JPY	3,300.000	229,289	226,323
6900643 TOYOTA MOTOR CORP COMMON STOCK JPY	53,500.000	962,608	1,145,466

JPMorgan Investor Services J.P.Morgan

BOILERMAKERS NATIONAL ANNUITY TRUST
E.I.N. 48-1029345 PLAN NO. 001
SCHEDULE H, LINE 4i—SCHEDULE OF ASSETS (HELD AT END OF YEAR) (CONTINUED)
DECEMBER 31, 2025

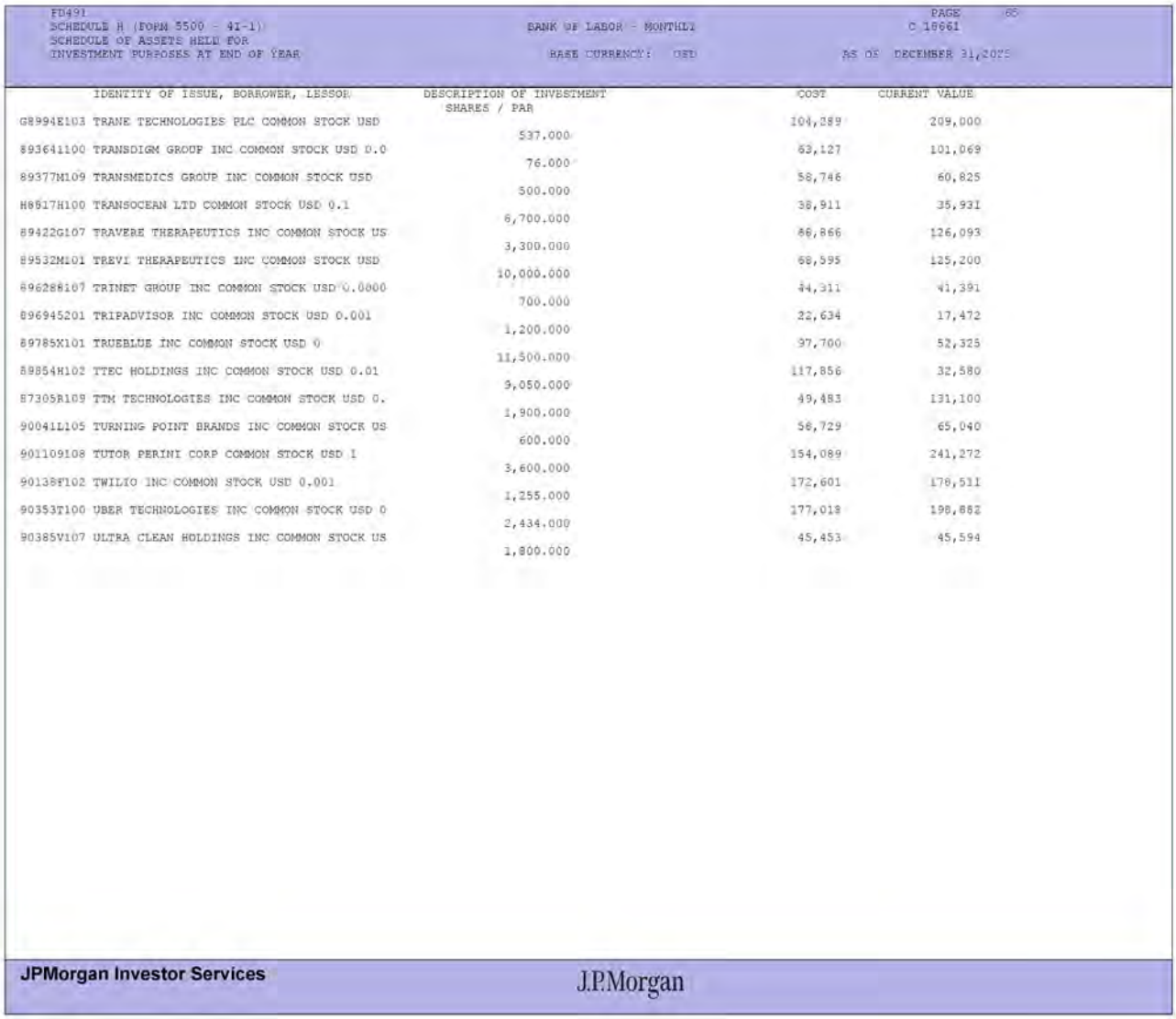

FD491 PAGE 65
SCHEDULE H (FORM 5500 - 4I-1) BANK OF LABOR - MONTHLY C 18661
SCHEDULE OF ASSETS HELD FOR INVESTMENT PURPOSES AT END OF YEAR BASE CURRENCY: USD AS OF DECEMBER 31,2025

IDENTITY OF ISSUE, BORROWER, LESSOR	DESCRIPTION OF INVESTMENT SHARES / PAR	COST	CURRENT VALUE
G8994E103 TRANE TECHNOLOGIES PLC COMMON STOCK USD	537.000	104,289	209,000
893641100 TRANSDIGM GROUP INC COMMON STOCK USD 0.0	76.000	63,127	101,069
89377M109 TRANSMEDICS GROUP INC COMMON STOCK USD	500.000	58,746	60,825
H8817H100 TRANSOCEAN LTD COMMON STOCK USD 0.1	6,700.000	38,911	35,931
89422G107 TRAVERE THERAPEUTICS INC COMMON STOCK US	3,300.000	86,866	126,093
89532M101 TREVI THERAPEUTICS INC COMMON STOCK USD	10,000.000	68,595	125,200
896288107 TRINET GROUP INC COMMON STOCK USD 0.0000	700.000	44,311	41,391
896945201 TRIPADVISOR INC COMMON STOCK USD 0.001	1,200.000	22,634	17,472
89785X101 TRUEBLUE INC COMMON STOCK USD 0	11,500.000	97,700	52,325
89854H102 TTEC HOLDINGS INC COMMON STOCK USD 0.01	9,050.000	117,856	32,580
87305R109 TTM TECHNOLOGIES INC COMMON STOCK USD 0.	1,900.000	49,483	131,100
90041L105 TURNING POINT BRANDS INC COMMON STOCK US	600.000	58,729	65,040
901109108 TUTOR PERINI CORP COMMON STOCK USD 1	3,600.000	154,089	241,272
90138F102 TWILIO INC COMMON STOCK USD 0.001	1,255.000	172,601	178,511
90353T100 UBER TECHNOLOGIES INC COMMON STOCK USD 0	2,434.000	177,018	198,882
90385V107 ULTRA CLEAN HOLDINGS INC COMMON STOCK US	1,800.000	45,453	45,594

JPMorgan Investor Services J.P.Morgan

BOILERMAKERS NATIONAL ANNUITY TRUST
E.I.N. 48-1029345 PLAN NO. 001
SCHEDULE H, LINE 4i—SCHEDULE OF ASSETS (HELD AT END OF YEAR) (CONTINUED)
DECEMBER 31, 2025

FD491 PAGE 66
SCHEDULE H (FORM 5500 - 4I-1) BANK OF LABOR - MONTHLY C 18661
SCHEDULE OF ASSETS HELD FOR
INVESTMENT PURPOSES AT END OF YEAR BASE CURRENCY: USD AS OF DECEMBER 31,2025

	IDENTITY OF ISSUE, BORROWER, LESSOR	DESCRIPTION OF INVESTMENT SHARES / PAR	COST	CURRENT VALUE
902788108	UMB FINANCIAL CORP COMMON STOCK USD 1	100.000	10,356	11,504
BYMXPS7	UNICREDIT SPA COMMON STOCK EUR 0	16,728.000	433,344	1,393,308
BVEK7T9	UNILEVER PLC COMMON STOCK GBP 0.031111	4,231.000	209,210	276,550
90984P303	UNITED COMMUNITY BANKS INC/GA COMMON STO	6,000.000	187,940	187,320
910340108	UNITED FIRE GROUP INC COMMON STOCK USD 0	600.000	14,914	21,810
911163103	UNITED NATURAL FOODS INC COMMON STOCK US	2,000.000	50,251	67,340
913456109	UNIVERSAL CORP/VA COMMON STOCK USD 0	2,600.000	145,464	137,150
BNZGVV1	UNIVERSAL MUSIC GROUP NV COMMON STOCK EU	25,913.000	737,534	676,537
916896103	URANIUM ENERGY CORP COMMON STOCK USD 0.0	3,300.000	44,689	38,544
917047102	URBAN OUTFITTERS INC COMMON STOCK USD 0.	1,800.000	105,316	135,468
918905209	VALHI INC COMMON STOCK USD 0.01	900.000	33,576	10,845
919794107	VALLEY NATIONAL BANCORP COMMON STOCK USD	15,500.000	171,940	181,040
92214X106	VAREX IMAGING CORP COMMON STOCK USD 0.01	3,900.000	47,838	45,435
92337F107	VERACYTE INC COMMON STOCK USD 0.001	1,900.000	55,339	79,990
925550105	VIAVI SOLUTIONS INC COMMON STOCK USD 0.0	14,600.000	175,609	260,172
925815102	VICOR CORP COMMON STOCK USD 0.01	600.000	54,623	65,760

JPMorgan Investor Services J.P.Morgan

BOILERMAKERS NATIONAL ANNUITY TRUST
E.I.N. 48-1029345 PLAN NO. 001
SCHEDULE H, LINE 4i—SCHEDULE OF ASSETS (HELD AT END OF YEAR) (CONTINUED)
DECEMBER 31, 2025

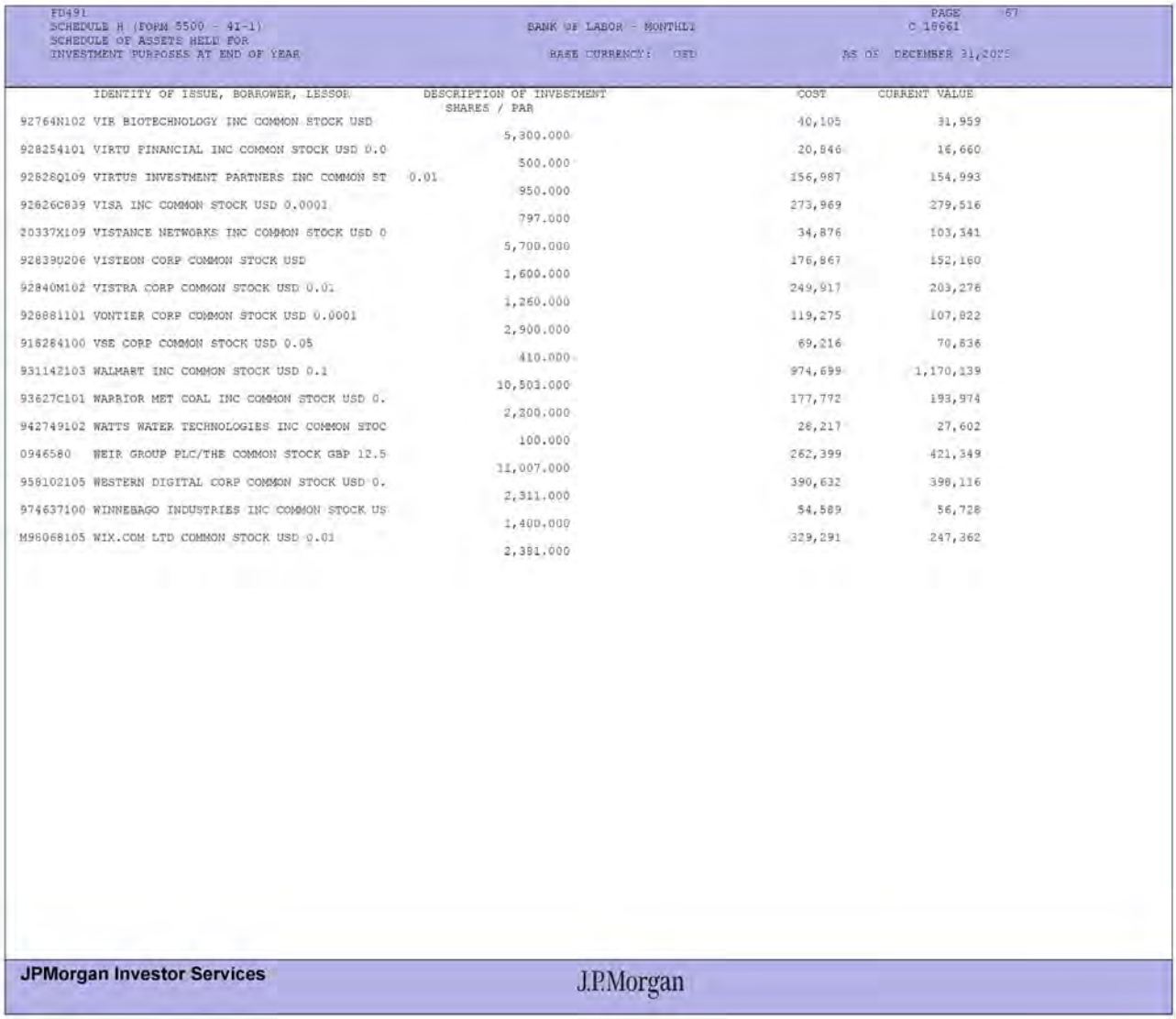

FD491 PAGE 67
SCHEDULE H (FORM 5500 - 4I-1) BANK OF LABOR - MONTHLY C 18661
SCHEDULE OF ASSETS HELD FOR INVESTMENT PURPOSES AT END OF YEAR BASE CURRENCY: USD AS OF DECEMBER 31,2025

IDENTITY OF ISSUE, BORROWER, LESSOR	DESCRIPTION OF INVESTMENT SHARES / PAR	COST	CURRENT VALUE
92764N102 VIR BIOTECHNOLOGY INC COMMON STOCK USD	5,300.000	40,105	31,959
928254101 VIRTU FINANCIAL INC COMMON STOCK USD 0.0	500.000	20,846	16,660
92828Q109 VIRTUS INVESTMENT PARTNERS INC COMMON ST 0.01	950.000	156,987	154,993
92826C839 VISA INC COMMON STOCK USD 0.0001	797.000	273,969	279,516
20337X109 VISTANCE NETWORKS INC COMMON STOCK USD 0	5,700.000	34,876	103,341
928390206 VISTEON CORP COMMON STOCK USD	1,600.000	176,867	152,160
92840M102 VISTRA CORP COMMON STOCK USD 0.01	1,260.000	249,917	203,276
928881101 VONTIER CORP COMMON STOCK USD 0.0001	2,900.000	119,275	107,822
918284100 VSE CORP COMMON STOCK USD 0.05	410.000	69,216	70,836
931142103 WALMART INC COMMON STOCK USD 0.1	10,503.000	974,699	1,170,139
93627C101 WARRIOR MET COAL INC COMMON STOCK USD 0.	2,200.000	177,772	193,974
942749102 WATTS WATER TECHNOLOGIES INC COMMON STOC	100.000	28,217	27,602
0946580 WEIR GROUP PLC/THE COMMON STOCK GBP 12.5	11,007.000	262,399	421,349
958102105 WESTERN DIGITAL CORP COMMON STOCK USD 0.	2,311.000	390,632	398,116
974637100 WINNEBAGO INDUSTRIES INC COMMON STOCK US	1,400.000	54,589	56,728
M98068105 WIX.COM LTD COMMON STOCK USD 0.01	2,381.000	329,291	247,362

JPMorgan Investor Services J.P.Morgan

BOILERMAKERS NATIONAL ANNUITY TRUST
E.I.N. 48-1029345 PLAN NO. 001
SCHEDULE H, LINE 4i—SCHEDULE OF ASSETS (HELD AT END OF YEAR) (CONTINUED)
DECEMBER 31, 2025

FD491 PAGE 69
SCHEDULE H (FORM 5500 - 4I-1) BANK OF LABOR - MONTHLY C 18661
SCHEDULE OF ASSETS HELD FOR
INVESTMENT PURPOSES AT END OF YEAR BASE CURRENCY: USD AS OF DECEMBER 31,2025

IDENTITY OF ISSUE, BORROWER, LESSOR	DESCRIPTION OF INVESTMENT SHARES / PAR	COST	CURRENT VALUE
98139A105 WORKIVA INC COMMON STOCK USD 0.001	1,700.000	155,094	146,625
981475106 WORLD KINECT CORP COMMON STOCK USD 0.01	6,300.000	167,860	147,609
9818I1102 WORTHINGTON ENTERPRISES INC COMMON STOCK	2,600.000	164,991	134,082
982104101 WORTHINGTON STEEL INC COMMON STOCK USD 0	3,000.000	93,421	103,860
984017103 XENIA HOTELS & RESORTS INC REIT USD 0.01	2,000.000	26,583	28,280
98422E103 XERIS BIOPHARMA HOLDINGS INC COMMON STOC 0.0001	8,900.000	42,618	69,865
98421M106 XEROX HOLDINGS CORP COMMON STOCK USD 1	3,600.000	13,480	8,532
98423F109 XOMETRY INC COMMON STOCK USD 0.000001	200.000	10,640	11,894
985817105 YELP INC COMMON STOCK USD 0.000001	1,100.000	38,579	33,429
B0SDJB4 ZEALAND PHARMA A/S COMMON STOCK DKK 1	2,937.000	217,984	215,394
48123V102 ZIFF DAVIS INC COMMON STOCK USD 0.01	2,500.000	102,308	87,875
B1YW440 3I GROUP PLC COMMON STOCK GBP 73.8636	18,825.000	192,120	826,210
88579Y101 3M CO COMMON STOCK USD 0.01	5,459.000	733,558	873,986
TOTAL COMMON		133,264,171	180,374,561

JPMorgan Investor Services J.P.Morgan

BOILERMAKERS NATIONAL ANNUITY TRUST
E.I.N. 48-1029345 PLAN NO. 001
SCHEDULE H, LINE 4i—SCHEDULE OF ASSETS (HELD AT END OF YEAR) (CONTINUED)
DECEMBER 31, 2025

FD491 PAGE: 69
SCHEDULE H (FORM 5500 - 4I-1) BANK OF LABOR - MONTHLY C 18661
SCHEDULE OF ASSETS HELD FOR
INVESTMENT PURPOSES AT END OF YEAR BASE CURRENCY: USD AS OF DECEMBER 31,2025

IDENTITY OF ISSUE, BORROWER, LESSOR	DESCRIPTION OF INVESTMENT SHARES / PAR	COST	CURRENT VALUE
VALUE OF INTEREST IN COMMON/COLLECTIVE TRUSTS			
008997157 AFL-CIO EQUITY INDEX FUND	1,142,129.210	18,446,934	76,923,088
543497861 LOOMIS SAYLES CORE PLUS FIXED INCOME FUN	10,401,627.370	182,954,686	190,765,846
744366782 PRUDENTIAL INS CO AMER - INS PRODS	32,831,141.810	71,405,686	58,428,959
AGV992AJ3 RUSSELL 1000 VALUE INDEX NL FUND (CMS21)	579,326.080	42,961,064	110,586,972
81579V847 SEGALL BRYANT & HAMILL SMALL CAP CORE TR	OPEN-END FUND USD 1 2,289,960.700	22,899,607	25,624,660
ABE996878 TS&W INTERNATIONAL SMALL CAP FUND CLASS	1,797,472.670	28,051,898	41,502,206
TOTAL VALUE OF INTEREST IN COMMON/COLLECTIVE TRUSTS		366,719,,875	503,831,732
VALUE OF INTEREST IN REGISTERED INVESTMENT COMPANIES			
09258C814 BLACKROCK INSTL TR CO N A INVT FDS FOR E	BENEFIT TRS 15,557,156.550	180,498,967	185,242,594
481997278 JPMCB US ACTIVE CORE PLUS EQUITY FUND	522,248.360	13,431,042	76,932,406
481995215 JPMCHASE EMERGING MKT EQUITY FUND	444,399.650	17,255,629	38,000,614
TOTAL VALUE OF INTEREST IN REGISTERED INVESTMENT COMPANIES		211,185,638	300,175,615

JPMorgan Investor Services J.P.Morgan

BOILERMAKERS NATIONAL ANNUITY TRUST
E.I.N. 48-1029345 PLAN NO. 001
SCHEDULE H, LINE 4i—SCHEDULE OF ASSETS (HELD AT END OF YEAR) (CONTINUED)
DECEMBER 31, 2025

IDENTITY OF ISSUE, BORROWER, LESSOR	DESCRIPTION OF INVESTMENT	SHARES / PAR	COST	CURRENT VALUE
GENERAL INVESTMENTS - OTHER				
STATE AND MUNICIPAL SECURITIES				
012432DX5 ALBANY N Y CAP RESOURCE CORP REV BDS 202	SEMI-ANN.	6.750% 12/01/2035 670,000.000	865,650	869,434
023039BP4 AMARILLO TEX HOTEL OCCUPANCY TAX REV TAX	SEMI-ANN.	4.150% 08/15/2033 300,000.000	287,298	295,628
024838AQ7 AMERICAN CAMPUS PPTYS STUDENT HSG FING L	SEMI-ANN.	6.250% 08/01/2028 250,000.000	253,800	252,095
032$5LJD2 ANAHEIM CALIF PUB FING AUTH LEASE REV TA	SEMI-ANN.	1.447% 07/01/2027 500,000.000	502,770	482,750
0411868K6 ARKANSAS ST UNIV REV TAXABLE HSG SYS REF	SEMI-ANN.	2.506% 03/01/2037 500,000.000	512,375	408,473
067054AA4 BARAGA CNTY MICH MEM HOSP REV REV BDS 20	MONTHLY	6.500% 09/20/2036 1,802,000.000	1,898,858	1,803,010
070669BA3 BATESVILLE ARK SALES & USE TAX REV BDS 2	SEMI-ANN.	5.127% 02/01/2030 200,000.000	204,858	207,657
088632CY8 BI-STATE DEV AGY MO ILL MET DIST MASS TR	SEMI-ANN.	2.020% 10/01/2030 250,000.000	252,265	228,070
10727XVQ8 BRENTWOOD CALIF INFRASTRUCTURE FING AUTH	SEMI-ANN.	4.096% 09/02/2033 360,000.000	356,324	346,530
107897KJ8 BRICK TWP N J MUN UTILS AUTH REV BDS 202	SEMI-ANN.	2.400% 12/01/2030 410,000.000	422,603	379,070
11943KEF5 BUFFALO & ERIE CNTY N Y INDL LD DEV CORP	SEMI-ANN.	4.400% 11/01/2033 310,000.000	317,490	286,898
121382BG9 BURLEIGH CNTY N D MULTI-CNTY SALES TAX R	SEMI-ANN.	2.300% 11/01/2030 275,000.000	270,350	255,540
130179SB1 CALIFORNIA EDL FACS AUTH REV BDS 2018 B	SEMI-ANN.	4.510% 10/01/2036 845,000.000	770,378	730,347
13049GAA8 CALIFORNIA MUN FIN AUTH FED LEASE REV TA	QUARTERLY	2.519% 10/01/2035 2,535,000.000	2,505,011	1,881,581

BOILERMAKERS NATIONAL ANNUITY TRUST
E.I.N. 48-1029345 PLAN NO. 001
SCHEDULE H, LINE 4i—SCHEDULE OF ASSETS (HELD AT END OF YEAR) (CONTINUED)
DECEMBER 31, 2025

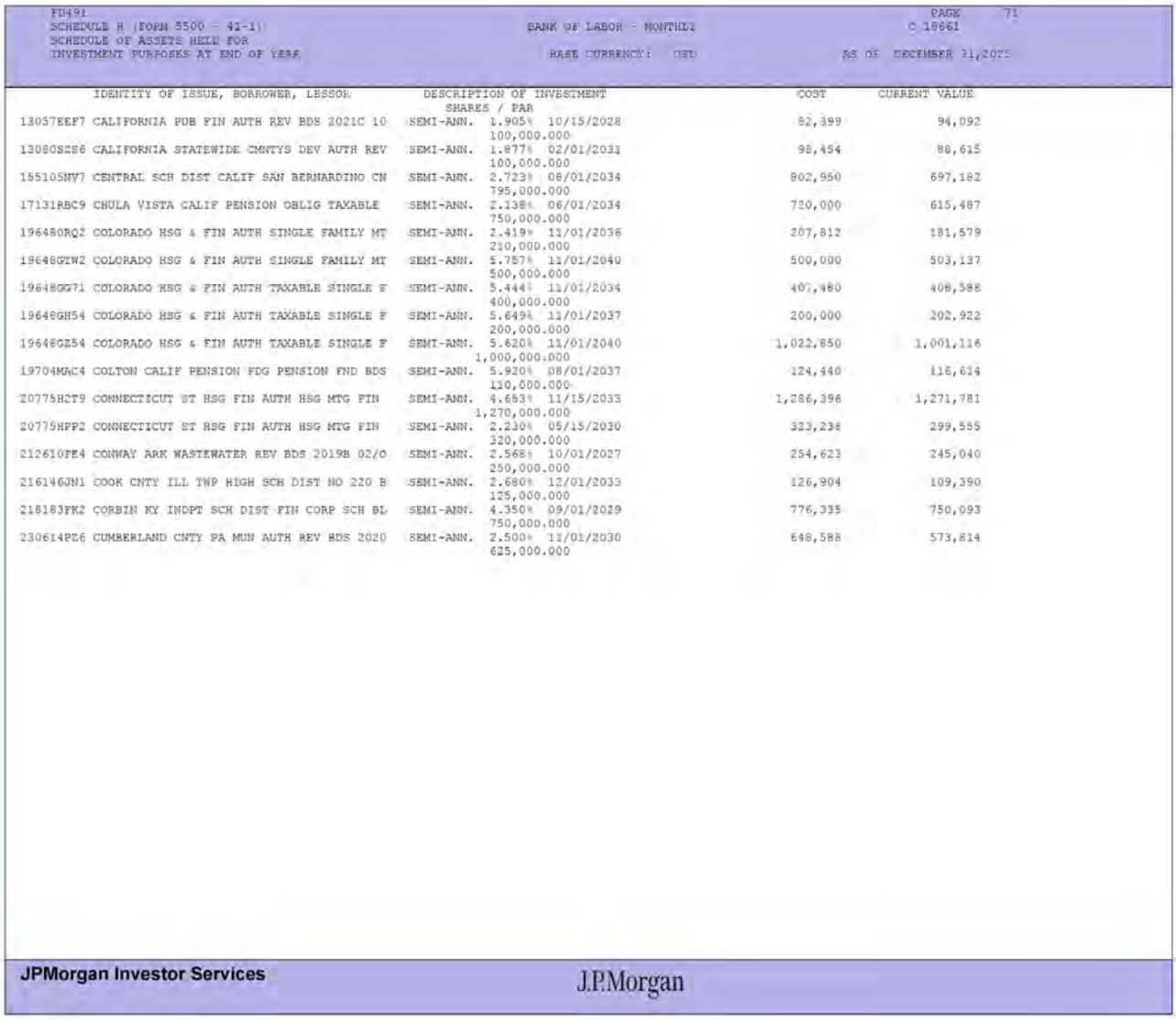

FD491 PAGE 71
SCHEDULE H (FORM 5500 - 42-1) BANK OF LABOR - MONTHLY C 18661
SCHEDULE OF ASSETS HELD FOR
INVESTMENT PURPOSES AT END OF YEAR BASE CURRENCY: USD AS OF DECEMBER 31,2025

IDENTITY OF ISSUE, BORROWER, LESSOR	DESCRIPTION OF INVESTMENT	SHARES / PAR	COST	CURRENT VALUE
13057EEF7 CALIFORNIA PUB FIN AUTH REV BDS 2021C 10	SEMI-ANN. 1.905% 10/15/2028	100,000.000	82,399	94,092
13080SZS6 CALIFORNIA STATEWIDE CMNTYS DEV AUTH REV	SEMI-ANN. 1.877% 02/01/2031	100,000.000	98,454	86,615
155105NV7 CENTRAL SCH DIST CALIF SAN BERNARDINO CN	SEMI-ANN. 2.723% 08/01/2034	795,000.000	802,950	697,182
17131RBC9 CHULA VISTA CALIF PENSION OBLIG TAXABLE	SEMI-ANN. 2.138% 06/01/2034	750,000.000	720,000	615,487
196480RQ2 COLORADO HSG & FIN AUTH SINGLE FAMILY MT	SEMI-ANN. 2.419% 11/01/2036	210,000.000	207,812	181,579
19648GTW2 COLORADO HSG & FIN AUTH SINGLE FAMILY MT	SEMI-ANN. 5.757% 11/01/2040	500,000.000	500,000	503,137
19648GG71 COLORADO HSG & FIN AUTH TAXABLE SINGLE F	SEMI-ANN. 5.444% 11/01/2034	400,000.000	407,480	408,588
19648GH54 COLORADO HSG & FIN AUTH TAXABLE SINGLE F	SEMI-ANN. 5.649% 11/01/2037	200,000.000	200,000	202,922
19648GZ54 COLORADO HSG & FIN AUTH TAXABLE SINGLE F	SEMI-ANN. 5.620% 11/01/2040	1,000,000.000	1,022,850	1,001,116
19704MAC4 COLTON CALIF PENSION FDG PENSION FND BDS	SEMI-ANN. 5.920% 08/01/2037	110,000.000	124,440	116,614
20775H2T9 CONNECTICUT ST HSG FIN AUTH HSG MTG FIN	SEMI-ANN. 4.663% 11/15/2033	1,270,000.000	1,286,396	1,271,781
20775HPP2 CONNECTICUT ST HSG FIN AUTH HSG MTG FIN	SEMI-ANN. 2.230% 05/15/2030	320,000.000	323,238	299,555
212610FE4 CONWAY ARK WASTEWATER REV BDS 2019B 02/0	SEMI-ANN. 2.568% 10/01/2027	250,000.000	254,623	245,040
216146JN1 COOK CNTY ILL TWP HIGH SCH DIST NO 220 B	SEMI-ANN. 2.680% 12/01/2033	125,000.000	126,904	109,390
218183FK2 CORBIN KY INDPT SCH DIST FIN CORP SCH BL	SEMI-ANN. 4.350% 09/01/2029	750,000.000	776,335	750,093
230614PZ6 CUMBERLAND CNTY PA MUN AUTH REV BDS 2020	SEMI-ANN. 2.500% 11/01/2030	625,000.000	648,588	573,814

JPMorgan Investor Services J.P.Morgan

BOILERMAKERS NATIONAL ANNUITY TRUST
E.I.N. 48-1029345 PLAN NO. 001
SCHEDULE H, LINE 4i—SCHEDULE OF ASSETS (HELD AT END OF YEAR) (CONTINUED)
DECEMBER 31, 2025

FD491 PAGE 72
SCHEDULE H (FORM 5500 - 42-1) BANK OF LABOR - MONTHLY C 16661
SCHEDULE OF ASSETS HELD FOR
INVESTMENT PURPOSES AT END OF YEAR BASE CURRENCY: USD AS OF DECEMBER 31,2025

IDENTITY OF ISSUE, BORROWER, LESSOR	DESCRIPTION OF INVESTMENT SHARES / PAR	COST	CURRENT VALUE
232287BT9 CUYAHOGA CNTY OHIO SALES TAX REV REV BDS	SEMI-ANN. 3.026% 01/01/2026 400,000.000	411,036	400,000
23542JQQ1 DALLAS TEX WTRWKS & SWR SYS REV TAXABLE	SEMI-ANN. 1.347% 10/01/2026 440,000.000	391,046	432,496
257836BP0 DONNA TEX DEV CORP SALES TAX REV TAXABLE	SEMI-ANN. 5.600% 08/01/2038 410,000.000	421,148	415,226
260868AM4 DOWNEY CALIF PENSION OBLIG TAXABLE BDS 2	SEMI-ANN. 2.250% 06/01/2034 700,000.000	692,335	586,359
276029LW3 EAST WINDSOR N J REGL SCH DIST TAXABLE R	SEMI-ANN. 1.789% 03/01/2029 250,000.000	255,000	234,403
283331AP1 EL MONTE CALIF PUB FING AUTH LEASE REV T	SEMI-ANN. 4.000% 06/01/2029 395,000.000	452,326	394,880
283331AR9 EL MONTE CALIF PUB FING AUTH LEASE REV T	SEMI-ANN. 4.000% 06/01/2030 380,000.000	436,206	378,182
34073TNY9 FLORIDA HIGHER EDL FACS FING AUTH REV RE	SEMI-ANN. 2.692% 12/01/2030 705,000.000	716,872	646,422
349507AJ2 FORT WORTH TEX SPL TAX REV REV BDS 2017	SEMI-ANN. 3.225% 03/01/2026 500,000.000	517,445	499,420
356640KN1 FREEPORT ILL TAXABLE GO BDS 2020 19/OCT/	SEMI-ANN. 2.682% 01/01/2031 300,000.000	311,364	276,336
356640KS0 FREEPORT ILL TAXABLE GO BDS 2020 19/OCT/	SEMI-ANN. 3.216% 01/01/2036 770,000.000	814,583	662,953
36508AAC2 GARDEN CITY KANS SALES TAX SPL OBLIG REV	SEMI-ANN. 5.375% 06/01/2039 500,000.000	496,850	506,080
365471AN1 GARDENA CALIF PENSION OBLIG TAXABLE BDS	SEMI-ANN. 3.163% 04/01/2033 1,150,000.000	1,193,562	1,047,392
38122ND33 GOLDEN ST TOB SECURITIZATION CORP CALIF	SEMI-ANN. 3.037% 06/01/2032 400,000.000	355,000	360,546
38611TCN5 GRAND PARKWAY TRANSN CORP TEX SYS TOLL R	SEMI-ANN. 2.785% 10/01/2034 460,000.000	466,757	407,115
392397CP8 GREATER WENATCHEE REGL CTR PUB FACS DIST	SEMI-ANN. 2.518% 09/01/2031 450,000.000	454,662	400,766

JPMorgan Investor Services J.P.Morgan

BOILERMAKERS NATIONAL ANNUITY TRUST
E.I.N. 48-1029345 PLAN NO. 001
SCHEDULE H, LINE 4i—SCHEDULE OF ASSETS (HELD AT END OF YEAR) (CONTINUED)
DECEMBER 31, 2025

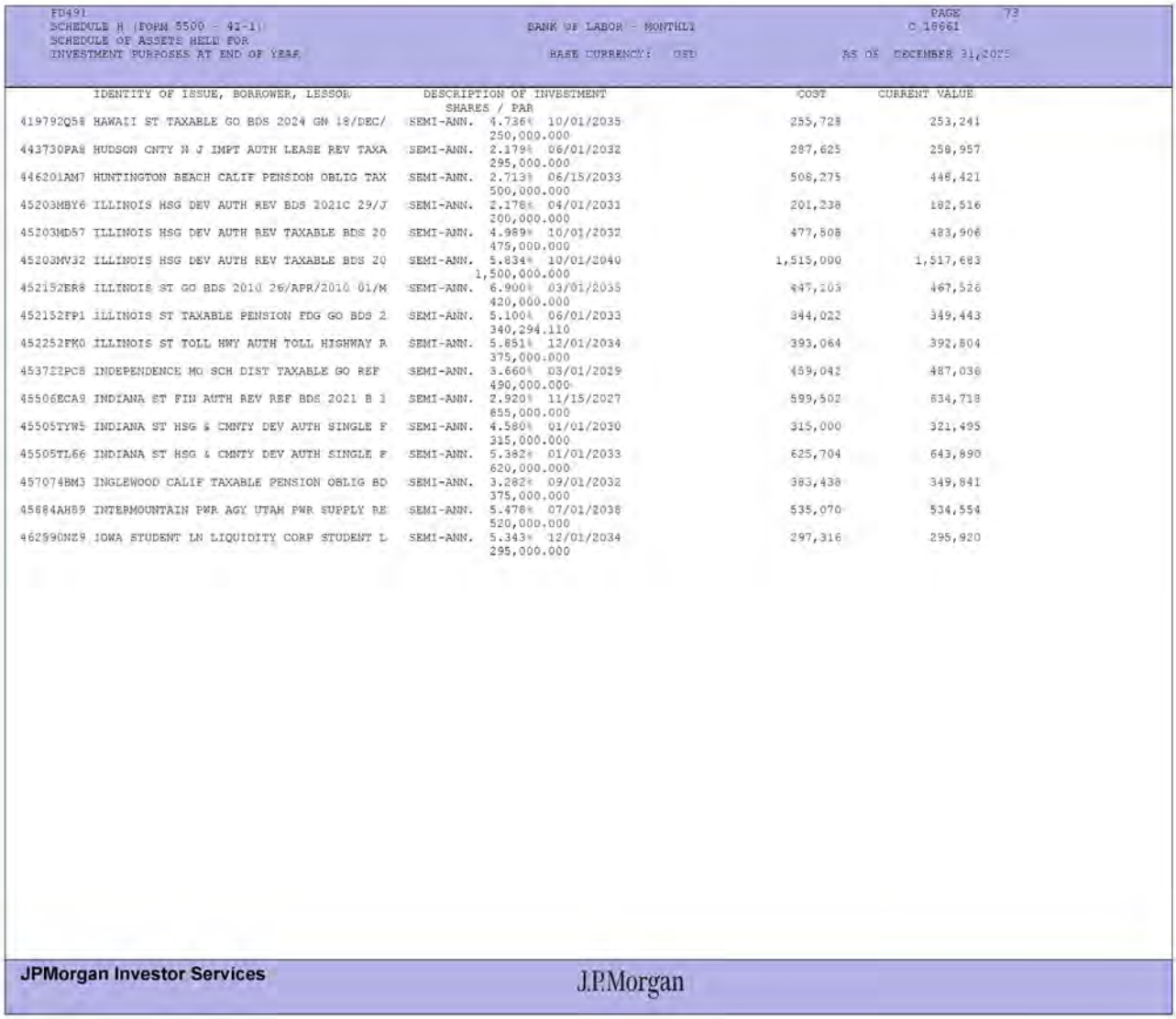

FD491 PAGE 73
SCHEDULE H (FORM 5500 - 42-1) BANK OF LABOR - MONTHLY C 18661
SCHEDULE OF ASSETS HELD FOR
INVESTMENT PURPOSES AT END OF YEAR BASE CURRENCY: USD AS OF DECEMBER 31,2025

IDENTITY OF ISSUE, BORROWER, LESSOR	DESCRIPTION OF INVESTMENT		COST	CURRENT VALUE
	SHARES / PAR			
419792Q58 HAWAII ST TAXABLE GO BDS 2024 GN 18/DEC/	SEMI-ANN.	4.736% 10/01/2035 250,000.000	255,728	253,241
443730PA8 HUDSON CNTY N J IMPT AUTH LEASE REV TAXA	SEMI-ANN.	2.179% 06/01/2032 295,000.000	287,625	258,957
446201AM7 HUNTINGTON BEACH CALIF PENSION OBLIG TAX	SEMI-ANN.	2.713% 06/15/2033 500,000.000	508,275	446,421
45203MBY6 ILLINOIS HSG DEV AUTH REV BDS 2021C 29/J	SEMI-ANN.	2.178% 04/01/2031 200,000.000	201,238	182,516
45203MD57 ILLINOIS HSG DEV AUTH REV TAXABLE BDS 20	SEMI-ANN.	4.989% 10/01/2032 475,000.000	477,508	483,906
45203MVJ2 ILLINOIS HSG DEV AUTH REV TAXABLE BDS 20	SEMI-ANN.	5.834% 10/01/2040 1,500,000.000	1,515,000	1,517,683
452152ER8 ILLINOIS ST GO BDS 2010 26/APR/2010 01/M	SEMI-ANN.	6.900% 03/01/2035 420,000.000	447,103	467,526
452152FP1 ILLINOIS ST TAXABLE PENSION FDG GO BDS 2	SEMI-ANN.	5.100% 06/01/2033 340,294.110	344,022	349,443
452252FK0 ILLINOIS ST TOLL HWY AUTH TOLL HIGHWAY R	SEMI-ANN.	5.851% 12/01/2034 375,000.000	393,064	392,804
453722PC8 INDEPENDENCE MO SCH DIST TAXABLE GO REF	SEMI-ANN.	3.660% 03/01/2029 490,000.000	459,042	487,036
45506ECA9 INDIANA ST FIN AUTH REV RBF BDS 2021 B 1	SEMI-ANN.	2.920% 11/15/2027 655,000.000	599,502	634,718
45505TYW5 INDIANA ST HSG & CMNTY DEV AUTH SINGLE F	SEMI-ANN.	4.580% 01/01/2030 315,000.000	315,000	321,495
45505TL66 INDIANA ST HSG & CMNTY DEV AUTH SINGLE F	SEMI-ANN.	5.382% 01/01/2033 620,000.000	625,704	643,890
457074BM3 INGLEWOOD CALIF TAXABLE PENSION OBLIG BD	SEMI-ANN.	3.282% 09/01/2032 375,000.000	383,438	349,841
45684AH89 INTERMOUNTAIN PWR AGY UTAH PWR SUPPLY RE	SEMI-ANN.	5.478% 07/01/2038 520,000.000	535,070	534,554
462590NZ9 IOWA STUDENT LN LIQUIDITY CORP STUDENT L	SEMI-ANN.	5.343% 12/01/2034 295,000.000	297,316	295,920

JPMorgan Investor Services J.P.Morgan

BOILERMAKERS NATIONAL ANNUITY TRUST
E.I.N. 48-1029345 PLAN NO. 001
SCHEDULE H, LINE 4i—SCHEDULE OF ASSETS (HELD AT END OF YEAR) (CONTINUED)
DECEMBER 31, 2025

FD491 PAGE 74
SCHEDULE H (FORM 5500 - 42-1) BANK OF LABOR - MONTHLY C 18661
SCHEDULE OF ASSETS HELD FOR
INVESTMENT PURPOSES AT END OF YEAR BASE CURRENCY: USD AS OF DECEMBER 31,2025

IDENTITY OF ISSUE, BORROWER, LESSOR	DESCRIPTION OF INVESTMENT	COST	CURRENT VALUE
	SHARES / PAR		
462590NG1 IOWA STUDENT LN LIQUIDITY CORP STUDENT L	SEMI-ANN. 5.080% 12/01/2039 240,000.000	240,000	230,053
46874TFQ0 JACKSON TENN HOSP REV TAXABLE BDS 2018B	SEMI-ANN. 4.678% 04/01/2028 475,000.000	512,007	479,430
469480BF3 JACKSONVILLE ALA PUB EDL BLDG AUTH HIGHE	SEMI-ANN. 6.625% 08/01/2038 1,000,000.000	1,087,050	1,091,810
4T1844HS2 JASPER TEX INDPT SCH DIST UNLTD TAX SCH	SEMI-ANN. 4.000% 02/15/2033 780,000.000	813,947	764,722
485106TL2 KANSAS CITY MO SPL OBLIG BDS 2020 A 22/A	SEMI-ANN. 3.390% 04/01/2030 325,000.000	352,541	316,469
485106XZ6 KANSAS CITY MO SPL OBLIG BDS 2022 B 27/A	SEMI-ANN. 3.742% 04/01/2028 680,000.000	667,345	677,018
485106TA6 KANSAS CITY MO SPL OBLIG TAXABLE BDS 201	SEMI-ANN. 4.391% 04/01/2038 420,000.000	405,044	396,263
48542RNK6 KANSAS ST DEV FIN AUTH REV TAXABLE ATHLE	SEMI-ANN. 2.400% 07/01/2033 1,075,000.000	893,981	888,140
48542RZ72 KANSAS ST DEV FIN AUTH REV TAXABLE BDS 2	SEMI-ANN. 4.800% 05/01/2036 1,200,000.000	1,174,812	1,206,614
49130NES4 KENTUCKY HIGHER ED STUDENT LN CORP STUDE	SEMI-ANN. 3.556% 06/01/2026 1,000,000.000	1,034,830	999,116
49130NGD5 KENTUCKY HIGHER ED STUDENT LN CORP STUDE	SEMI-ANN. 5.271% 06/01/2027 500,000.000	499,475	508,171
49130NGV5 KENTUCKY HIGHER ED STUDENT LN CORP STUDE	SEMI-ANN. 5.697% 06/01/2031 1,000,000.000	1,014,970	1,057,604
491309NE6 KENTUCKY HSG CORP SINGLE FAMILY MTG REV	SEMI-ANN. 5.416% 01/01/2035 200,000.000	200,000	204,968
498622KS7 KLICKITAT CNTY WASH PUB UTIL DIST NO 001	SEMI-ANN. 3.003% 12/01/2031 200,000.000	174,008	187,337
511355AV1 LAKE WORTH BEACH FLA NON-AD VALOREM REV	SEMI-ANN. 1.950% 07/01/2028 250,000.000	251,663	238,632
512102VZ4 LAKESIDE ARK SCH DIST NO 9 TAXABLE REF B	SEMI-ANN. 1.150% 04/01/2028 230,000.000	231,139	217,807

JPMorgan Investor Services J.P.Morgan

BOILERMAKERS NATIONAL ANNUITY TRUST
E.I.N. 48-1029345 PLAN NO. 001
SCHEDULE H, LINE 4i—SCHEDULE OF ASSETS (HELD AT END OF YEAR) (CONTINUED)
DECEMBER 31, 2025

IDENTITY OF ISSUE, BORROWER, LESSOR	DESCRIPTION OF INVESTMENT	SHARES / PAR	COST	CURRENT VALUE
53500AAB7 LINCOLN UNIV OF THE COMWLTH SYS OF HIGHE	SEMI-ANN. 7.000% 07/01/2028	145,000.000	146,409	146,625
546395V68 LOUISIANA PUB FACS AUTH HOSP REV BDS 202	SEMI-ANN. 2.282% 06/01/2030	1,000,000.000	1,006,710	933,466
55178CAG8 LYNWOOD CALIF HSG AUTH REV TAXABLE BDS 2	SEMI-ANN. 4.000% 09/01/2029	405,000.000	405,000	397,721
551765DM7 LYNWOOD CALIF PUB FING AUTH LEASE REV TA	SEMI-ANN. 3.310% 10/01/2030	335,000.000	349,080	323,435
557738PU9 MADISON MACOUPIN ETC CNTYS ILL CMNTY COL	SEMI-ANN. 2.000% 11/01/2026	280,000.000	276,326	275,923
56045RDF3 MAINE MUN BD BK TAXABLE SCH CONSTR BDS 2	SEMI-ANN. 4.950% 11/01/2028	1,300,000.000	1,551,082	1,323,388
56052FUG8 MAINE ST HSG AUTH MTG PUR BDS 2020 H 19/	SEMI-ANN. 2.154% 11/15/2028	440,000.000	438,680	420,586
56052FFM2 MAINE ST HSG AUTH MTG PUR MTG PUR BDS 20	SEMI-ANN. 2.989% 11/15/2029	175,000.000	185,561	169,036
57419UCY2 MARYLAND ST CMNTY DEV ADMIN DEPT HSG & C	SEMI-ANN. 5.419% 09/01/2032	400,000.000	404,460	419,172
57419TZF1 MARYLAND ST CMNTY DEV ADMIN DEPT HSG & C	SEMI-ANN. 4.781% 09/01/2034	600,000.000	589,578	596,564
57429LAM8 MARYLAND ST TRANSN AUTH LTD OBLIG REV LT	SEMI-ANN. 6.650% 07/01/2032	420,000.000	539,280	450,783
575181HP2 MASON & KITSAP CNTYS WASH SCH DIST NO 40	SEMI-ANN. 2.184% 12/01/2032	410,000.000	416,494	360,477
57563RSU4 MASSACHUSETTS EDL FING AUTH ED LN REV BD	SEMI-ANN. 4.949% 07/01/2038	775,000.000	738,188	752,776
57584YUJ6 MASSACHUSETTS ST DEV FIN AGY REV BDS 201	SEMI-ANN. 3.165% 07/01/2032	670,000.000	684,620	716,041
57587GYC3 MASSACHUSETTS ST HSG FIN AGY MSG REV SIN	SEMI-ANN. 5.303% 06/01/2031	360,000.000	362,329	375,877
57587GH32 MASSACHUSETTS ST HSG FIN AGY HSG REV SIN	SEMI-ANN. 5.775% 12/01/2039	350,000.000	358,799	354,330

FD491 PAGE 76
SCHEDULE H (FORM 5500 - 42-1) BANK OF LABOR - MONTHLY C 18661
SCHEDULE OF ASSETS HELD FOR
INVESTMENT PURPOSES AT END OF YEAR BASE CURRENCY: USD AS OF DECEMBER 31,2025

IDENTITY OF ISSUE, BORROWER, LESSOR	DESCRIPTION OF INVESTMENT	COST	CURRENT VALUE
	SHARES / PAR		
57587GTH8 MASSACHUSETTS ST HSG FIN AGY HSG REV TAX	SEMI-ANN. 5.605% 06/01/2034 700,000.000	726,488	725,972
592041YS0 MET GOVT NASHVILLE & DAVIDSON CNTY TENN	SEMI-ANN. 4.409% 10/01/2034 1,010,000.000	887,573	936,869
592090JA3 METROPOLITAN GOVT NASHVILLE & DAVIDSON C	SEMI-ANN. 2.544% 08/01/2033 1,365,000.000	1,427,783	1,227,324
592090JD7 METROPOLITAN GOVT NASHVILLE & DAVIDSON C	SEMI-ANN. 2.654% 06/01/2036 400,000.000	421,568	341,647
59334DRK2 MIAMI-DADE CNTY FLA WTR & SWR REV SYS BD	SEMI-ANN. 3.490% 10/01/2042 340,000.000	365,384	279,604
59334DRL0 MIAMI-DADE CNTY FLA WTR & SWR REV SYS BD	SEMI-ANN. 3.490% 10/01/2042 660,000.000	709,276	538,990
594634VG7 MICHIGAN ST HSG DEV AUTH SINGLE FAMILY M	SEMI-ANN. 5.816% 12/01/2038 990,000.000	1,018,433	1,009,559
60416SK74 MINNESOTA ST HSG FIN AGY HSG FIN BDS 201	SEMI-ANN. 4.204% 07/01/2042 40,000.000	41,550	39,864
60416S5F3 MINNESOTA ST HSG FIN AGY RESIDENTIAL BDS	SEMI-ANN. 2.657% 07/01/2050 215,000.000	200,223	207,603
60416SPL8 MINNESOTA ST HSG FIN AGY RESIDENTIAL HSG	SEMI-ANN. 3.150% 01/01/2037 180,000.000	185,600	171,524
60416TSQ2 MINNESOTA ST HSG FIN AGY TAXABLE RESIDEN	SEMI-ANN. 4.595% 07/01/2033 525,000.000	522,653	524,931
604204WD5 MINNETONKA MINN INDPT SCH DIST NO 276 CT	SEMI-ANN. 2.800% 02/01/2035 500,000.000	518,040	447,862
605360SE7 MISSISSIPPI HOSP EQUIP & FACS AUTH REV R	SEMI-ANN. 3.720% 09/01/2026 500,000.000	479,220	498,303
60636YMJ7 MISSOURI ST HSG DEV COMMN MULTIFAMILY HS	MONTHLY 4.200% 01/01/2040 139,789.490	143,983	125,753
60637B8U7 MISSOURI ST HSG DEV COMMN SINGLE FAMILY	SEMI-ANN. 5.510% 11/01/2039 215,000.000	215,000	214,069
60637GNX3 MISSOURI ST HSG DEV COMMN SINGLE FAMILY	SEMI-ANN. 5.769% 11/01/2045 715,000.000	736,450	713,288

JPMorgan Investor Services J.P.Morgan

BOILERMAKERS NATIONAL ANNUITY TRUST
E.I.N. 48-1029345 PLAN NO. 001
SCHEDULE H, LINE 4i—SCHEDULE OF ASSETS (HELD AT END OF YEAR) (CONTINUED)
DECEMBER 31, 2025

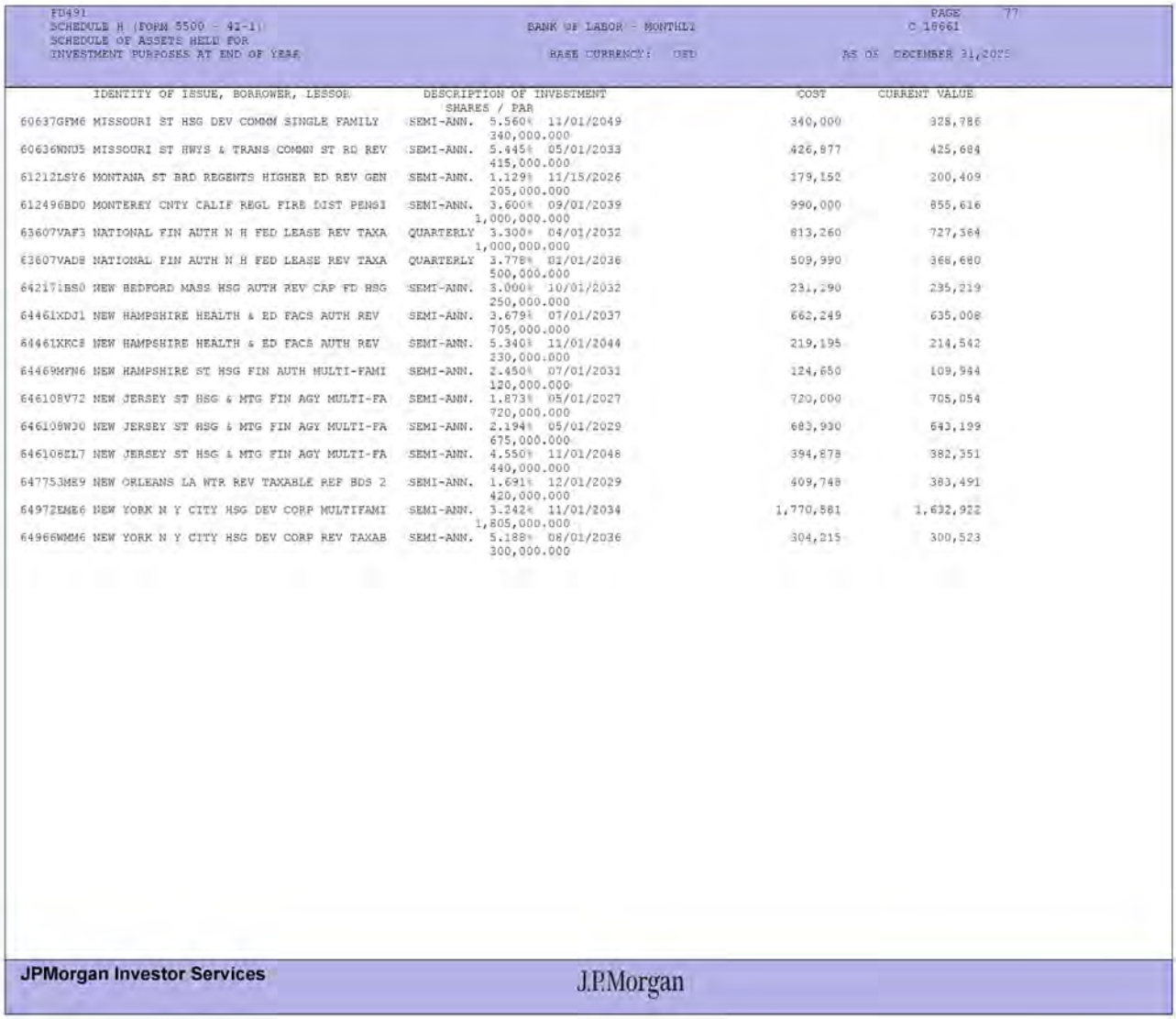

FD491 PAGE 77
SCHEDULE H (FORM 5500 - 4I-1) BANK OF LABOR - MONTHLY C 18661
SCHEDULE OF ASSETS HELD FOR
INVESTMENT PURPOSES AT END OF YEAR BASE CURRENCY: USD AS OF DECEMBER 31,2025

IDENTITY OF ISSUE, BORROWER, LESSOR	DESCRIPTION OF INVESTMENT	SHARES / PAR	COST	CURRENT VALUE
60637GFM6 MISSOURI ST HSG DEV COMMN SINGLE FAMILY	SEMI-ANN. 5.560% 11/01/2049	340,000.000	340,000	328,786
60636WNU5 MISSOURI ST HWYS & TRANS COMMN ST RD REV	SEMI-ANN. 5.445% 05/01/2033	415,000.000	426,877	425,684
61212LSY6 MONTANA ST BRD REGENTS HIGHER ED REV GEN	SEMI-ANN. 1.129% 11/15/2026	205,000.000	179,152	200,409
612496BD0 MONTEREY CNTY CALIF REGL FIRE DIST PENSI	SEMI-ANN. 3.600% 09/01/2039	1,000,000.000	990,000	855,616
63607VAF3 NATIONAL FIN AUTH N H FED LEASE REV TAXA	QUARTERLY 3.300% 04/01/2032	1,000,000.000	813,260	727,364
63607VAD8 NATIONAL FIN AUTH N H FED LEASE REV TAXA	QUARTERLY 3.778% 02/01/2036	500,000.000	509,990	368,680
64217LBS0 NEW BEDFORD MASS HSG AUTH REV CAP FD HSG	SEMI-ANN. 3.000% 10/01/2032	250,000.000	231,290	235,219
64461XDJ1 NEW HAMPSHIRE HEALTH & ED FACS AUTH REV	SEMI-ANN. 3.679% 07/01/2037	705,000.000	662,249	635,008
64461XKC8 NEW HAMPSHIRE HEALTH & ED FACS AUTH REV	SEMI-ANN. 5.340% 11/01/2044	230,000.000	219,195	214,542
64469MFN6 NEW HAMPSHIRE ST HSG FIN AUTH MULTI-FAMI	SEMI-ANN. 2.450% 07/01/2031	120,000.000	124,650	109,944
646108V72 NEW JERSEY ST HSG & MTG FIN AGY MULTI-FA	SEMI-ANN. 1.873% 05/01/2027	720,000.000	720,000	705,054
646108WJ0 NEW JERSEY ST HSG & MTG FIN AGY MULTI-FA	SEMI-ANN. 2.194% 05/01/2029	675,000.000	683,930	643,199
646108EL7 NEW JERSEY ST HSG & MTG FIN AGY MULTI-FA	SEMI-ANN. 4.550% 11/01/2048	440,000.000	394,878	382,351
647753ME9 NEW ORLEANS LA WTR REV TAXABLE REF BDS 2	SEMI-ANN. 1.691% 12/01/2029	420,000.000	409,748	383,491
6497ZEME6 NEW YORK N Y CITY HSG DEV CORP MULTIFAMI	SEMI-ANN. 3.242% 11/01/2034	1,805,000.000	1,770,581	1,632,922
64966WMM6 NEW YORK N Y CITY HSG DEV CORP REV TAXAB	SEMI-ANN. 5.188% 08/01/2036	300,000.000	304,215	300,523

JPMorgan Investor Services J.P.Morgan

BOILERMAKERS NATIONAL ANNUITY TRUST
E.I.N. 48-1029345 PLAN NO. 001
SCHEDULE H, LINE 4i—SCHEDULE OF ASSETS (HELD AT END OF YEAR) (CONTINUED)
DECEMBER 31, 2025

FD491 PAGE 79
SCHEDULE H (FORM 5500 - 42-1) BANK OF LABOR - MONTHLY C 16661
SCHEDULE OF ASSETS HELD FOR
INVESTMENT PURPOSES AT END OF YEAR BASE CURRENCY: USD AS OF DECEMBER 31,2025

IDENTITY OF ISSUE, BORROWER, LESSOR	DESCRIPTION OF INVESTMENT SHARES / PAR	COST	CURRENT VALUE
64966WMN4 NEW YORK N Y CITY HSG DEV CORP REV TAXAB	SEMI-ANN. 5.218% 02/01/2037 200,000.000	202,568	200,071
64972JRH3 NEW YORK N Y CITY TRANSITIONAL FIN AUTH	SEMI-ANN. 2.690% 05/01/2033 105,000.000	112,153	93,428
64972JRV2 NEW YORK N Y CITY TRANSITIONAL FIN AUTH	SEMI-ANN. 2.690% 05/01/2033 295,000.000	315,095	261,579
64990GWQ1 NEW YORK ST DORM AUTH REVS NON ST SUPPOR	SEMI-ANN. 2.409% 07/01/2026 330,000.000	310,068	327,888
64990GML3 NEW YORK ST DORM AUTH REVS NON ST SUPPOR	SEMI-ANN. 3.670% 07/01/2027 885,000.000	931,421	875,627
64990GMM1 NEW YORK ST DORM AUTH REVS NON ST SUPPOR	SEMI-ANN. 3.760% 07/01/2028 1,000,000.000	1,034,290	982,113
64990GMN9 NEW YORK ST DORM AUTH REVS NON ST SUPPOR	SEMI-ANN. 3.820% 07/01/2029 225,000.000	233,583	216,920
64990GUB6 NEW YORK ST DORM AUTH REVS NON ST SUPPOR	SEMI-ANN. 2.834% 07/01/2031 155,000.000	136,341	144,484
64988YNQ6 NEW YORK ST MTG AGY HOMEOWNER MTG REV TA	SEMI-ANN. 2.060% 04/01/2029 435,000.000	433,817	411,479
64988VCD3 NEW YORK ST MUN BD BK AGY RECOVERY ACT R	SEMI-ANN. 6.454% 12/15/2029 275,000.000	277,651	276,343
6582073A1 NORTH CAROLINA HSG FIN AGY HOMEOWNERSHIP	SEMI-ANN. 6.039% 07/01/2038 625,000.000	658,350	647,495
6582073B9 NORTH CAROLINA HSG FIN AGY HOMEOWNERSHIP	SEMI-ANN. 6.128% 07/01/2043 225,000.000	230,452	230,733
65857PAR2 NORTH CHARLESTON SC LTD OBLIG LTD OBLIG	SEMI-ANN. 4.249% 10/01/2032 450,000.000	438,030	445,217
664214NC3 NORTHEAST IOWA CMNTY COLLEGE INDL NEW JO	SEMI-ANN. 2.750% 06/01/2026 225,000.000	227,129	224,174
667728AE2 NORTHWEST OPEN ACCESS NETWORK WASH REV T	SEMI-ANN. 2.040% 12/01/2029 225,000.000	174,512	206,337
676291CC9 OGDEN CITY UTAH MUN BLDG AUTH LEASE REV	SEMI-ANN. 5.906% 01/15/2039 250,000.000	266,335	259,813

JPMorgan Investor Services J.P.Morgan

BOILERMAKERS NATIONAL ANNUITY TRUST
E.I.N. 48-1029345 PLAN NO. 001
SCHEDULE H, LINE 4i—SCHEDULE OF ASSETS (HELD AT END OF YEAR) (CONTINUED)
DECEMBER 31, 2025

FD491 PAGE 79
SCHEDULE H (FORM 5500 - 42-1) BANK OF LABOR - MONTHLY C 18661
SCHEDULE OF ASSETS HELD FOR
INVESTMENT PURPOSES AT END OF YEAR BASE CURRENCY: USD AS OF DECEMBER 31,2025

IDENTITY OF ISSUE, BORROWER, LESSOR	DESCRIPTION OF INVESTMENT	SHARES / PAR	COST	CURRENT VALUE
678519EM4 OKLAHOMA CITY OKLA GO LTD TAX BDS 2019 O	SEMI-ANN. 3.000% 03/01/2027	200,000.000	183,508	198,949
67884XCQ8 OKLAHOMA DEV FIN AUTH HEALTH SYS REV BDS	SEMI-ANN. 4.650% 08/15/2030	100,000.000	104,154	99,644
686053HD4 OREGON SCH BRDS ASSN TAXABLE LTD TAX PEN	SEMI-ANN. 5.617% 06/30/2028	75,669.040	76,826	77,322
68607DUC7 OREGON ST DEPT TRANSN HWY USER TAX REV L	SEMI-ANN. 2.721% 11/15/2031	500,000.000	526,670	464,961
68608JSE5 OREGON ST FACS AUTH REV REV BDS 2015B 20	SEMI-ANN. 4.100% 04/01/2027	35,000.000	34,124	35,033
6860873J4 OREGON ST HSG & CMNTY SVCS DEPT MTG REV	SEMI-ANN. 5.865% 07/01/2039	1,000,000.000	1,038,770	1,023,627
70338JCT9 PATRIOTS ENERGY GROUP S C GAS SYS REV BD	SEMI-ANN. 2.200% 06/01/2031	165,000.000	130,350	145,831
70643UCP2 PEMBROKE PINES FLA COMMUNICATIONS SVCS T	SEMI-ANN. 4.252% 10/01/2029	460,000.000	458,850	454,614
70879QYJ6 PENNSYLVANIA HSG FIN AGY SINGLE FAMILY M	SEMI-ANN. 4.918% 04/01/2031	415,000.000	421,549	424,886
70879QZG1 PENNSYLVANIA HSG FIN AGY SINGLE FAMILY M	SEMI-ANN. 4.848% 10/01/2031	800,000.000	818,344	813,488
70879QUP6 PENNSYLVANIA HSG FIN AGY SINGLE FAMILY M	SEMI-ANN. 6.458% 10/01/2043	1,250,000.000	1,325,150	1,298,679
70917TEK3 PENNSYLVANIA ST HIGHER EDL FACS AUTH REV	SEMI-ANN. 2.689% 07/15/2029	1,500,000.000	1,519,500	1,396,156
70917SB28 PENNSYLVANIA ST HIGHER EDL FACS AUTH REV	SEMI-ANN. 3.000% 06/15/2030	275,000.000	292,754	265,176
7092242L2 PENNSYLVANIA ST TPK COMMN TPK REV TAXABL	SEMI-ANN. 2.733% 12/01/2030	180,000.000	188,894	168,924
713575TG3 PERALTA CALIF CMNTY COLLEGE DIST REF BDS	SEMI-ANN. 7.309% 06/01/2031	200,000.000	213,790	214,103
71783DAD7 PHILADELPHIA PA AUTH FOR INDL DEV CITY S	SEMI-ANN. 3.964% 04/15/2026	100,000.000	99,918	99,996

JPMorgan Investor Services J.P.Morgan

BOILERMAKERS NATIONAL ANNUITY TRUST
E.I.N. 48-1029345 PLAN NO. 001
SCHEDULE H, LINE 4i—SCHEDULE OF ASSETS (HELD AT END OF YEAR) (CONTINUED)
DECEMBER 31, 2025

FD491 PAGE 80
SCHEDULE H (FORM 5500 - 41-1) BANK OF LABOR - MONTHLY C 16661
SCHEDULE OF ASSETS HELD FOR
INVESTMENT PURPOSES AT END OF YEAR BASE CURRENCY: USD AS OF DECEMBER 31,2025

IDENTITY OF ISSUE, BORROWER, LESSOR	DESCRIPTION OF INVESTMENT	COST	CURRENT VALUE
	SHARES / PAR		
721901LC8 PIMA CNTY ARIZ INDL DEV AUTH REV TAXABLE	SEMI-ANN. 1.930% 04/01/2029 850,000.000	842,996	795,535
72205RGC0 PINAL CNTY ARIZ REV OBLIGS TAXABLE PLEDG	SEMI-ANN. 5.145% 08/01/2037 1,225,000.000	1,228,344	1,227,125
74173FAJ1 PRINCE GEORGES CNTY MD REV AUTH REV TAXA	SEMI-ANN. 3.011% 08/01/2031 245,000.000	261,226	226,339
74482PBT2 PUEBLO URBAN RENEWAL AUTH F/K/A PUEBLO C	SEMI-ANN. 2.000% 12/01/2027 480,000.000	496,685	465,258
74482PCA2 PUEBLO URBAN RENEWAL AUTH F/K/A PUEBLO C	SEMI-ANN. 2.375% 12/01/2034 540,000.000	536,760	461,068
74482PCC8 PUEBLO URBAN RENEWAL AUTH F/K/A PUEBLO C	SEMI-ANN. 2.625% 12/01/2036 500,000.000	500,000	416,591
752111PG3 RANCHO CALIF WTR DIST FING AUTH REV TAXA	SEMI-ANN. 1.350% 08/01/2028 300,000.000	305,844	282,601
756839BJ4 RED OAK TEX INDL DEV CORP SALES TAX REV	SEMI-ANN. 5.500% 08/15/2042 400,000.000	414,760	399,990
762323CR2 RHODE IS ST STUDENT LN AUTH ED LN REV SR	SEMI-ANN. 5.284% 12/01/2029 750,000.000	750,000	778,240
762326AQ9 RHODE IS ST TPK & BRDG AUTH TOLL REV TAX	SEMI-ANN. 3.211% 12/01/2034 200,000.000	179,140	181,138
76221RS79 RHODE ISLAND HSG & MTG FIN CORP HOMEOWNE	SEMI-ANN. 1.000% 04/01/2026 200,000.000	175,562	198,893
76221R6W8 RHODE ISLAND HSG & MTG FIN CORP HOMEOWNE	SEMI-ANN. 5.280% 10/01/2033 285,000.000	287,411	297,612
76221SFX4 RHODE ISLAND HSG & MTG FIN CORP HOMEOWNE	SEMI-ANN. 4.923% 10/01/2036 230,000.000	233,531	227,116
76221THE5 RHODE ISLAND HSG & MTG FIN CORP REV MULT	SEMI-ANN. 3.639% 10/01/2028	555,000	0
76803EAB4 RIVER CITY REGL STAD FIN AUTH CALIF STAD	SEMI-ANN. 6.090% 11/01/2029 2,355,000.000	2,281,009	2,512,056
76926CAZ7 RIVERSIDE PUB FING AUTH CALIF LEASE REV	SEMI-ANN. 3.125% 11/01/2027 340,000.000	344,814	334,536

JPMorgan Investor Services J.P.Morgan

BOILERMAKERS NATIONAL ANNUITY TRUST
E.I.N. 48-1029345 PLAN NO. 001
SCHEDULE H, LINE 4i—SCHEDULE OF ASSETS (HELD AT END OF YEAR) (CONTINUED)
DECEMBER 31, 2025

FD491 PAGE 91
SCHEDULE H (FORM 5500 - 4I-1) BANK OF LABOR - MONTHLY C 10661
SCHEDULE OF ASSETS HELD FOR
INVESTMENT PURPOSES AT END OF YEAR BASE CURRENCY: USD AS OF DECEMBER 31,2025

IDENTITY OF ISSUE, BORROWER, LESSOR	DESCRIPTION OF INVESTMENT	SHARES / PAR	COST	CURRENT VALUE
76926CBA1 RIVERSIDE PUB FING AUTH CALIF LEASE REV	SEMI-ANN. 3.250% 11/01/2028	250,000.000	247,990	244,057
79567PEL3 SALT LAKE CNTY UTAH COLLEGE REV REV REF	SEMI-ANN. 5.000% 10/01/2027	1,645,000.000	1,849,177	1,647,006
796237U52 SAN ANTONIO TEX COMB TAX AND REV CTFS OB	SEMI-ANN. 3.307% 02/01/2026	600,000.000	627,354	599,732
796247DP6 SAN ANTONIO TEX ED FACS CORP REV HIGHER	SEMI-ANN. 2.190% 04/01/2027	430,000.000	395,389	414,783
796247DT8 SAN ANTONIO TEX ED FACS CORP REV HIGHER	SEMI-ANN. 2.730% 04/01/2031	795,000.000	752,013	688,174
796247DU5 SAN ANTONIO TEX ED FACS CORP REV HIGHER	SEMI-ANN. 3.150% 04/01/2037	500,000.000	386,505	388,519
796895AQ3 SAN BRUNO CALIF PENSION OBLIG TAXABLE PE	SEMI-ANN. 4.000% 06/01/2027	245,000.000	277,328	245,597
798901CR3 SAN MARCOS CALIF SPL TAX TAXABLE CMNTY F	SEMI-ANN. 2.164% 09/01/2029	455,000.000	466,016	424,069
80585RAS4 SCAGO EDL FACS CORP FOR CHESTERFIELD SCH	SEMI-ANN. 4.118% 12/01/2026	400,000.000	425,316	400,083
847177AQ5 SPARTANBURG S C STAD FACS CORP INSTALLME	SEMI-ANN. 6.033% 11/01/2044	310,000.000	323,925	321,448
847729AJ9 SPEEDWAY IND ECONOMIC DEV REV TAXABLE BD	SEMI-ANN. 5.000% 08/01/2034	150,000.000	150,000	150,358
798250CD8 ST CLAIR CNTY ILL HWY REV TAXABLE REF BD	SEMI-ANN. 1.910% 01/01/2027	235,000.000	236,549	230,331
788278MG1 ST CLAIR CNTY ILL PUB BLDG COMMN BLDG RE	SEMI-ANN. 3.010% 12/01/2033	290,000.000	307,261	271,757
788278MP1 ST CLAIR CNTY ILL PUB BLDG COMMN BLDG RE	SEMI-ANN. 3.010% 12/01/2033	275,000.000	291,368	246,626
788244GF2 ST CLAIR CNTY ILL TAXABLE GO REF BDS 202	SEMI-ANN. 2.246% 10/01/2028	520,000.000	524,498	498,602
790417AQ2 ST JOHNS CNTY FLA INDL DEV AUTH REV TAXA	SEMI-ANN. 2.538% 10/01/2030	435,000.000	393,553	400,649

JPMorgan Investor Services J.P.Morgan

BOILERMAKERS NATIONAL ANNUITY TRUST
E.I.N. 48-1029345 PLAN NO. 001
SCHEDULE H, LINE 4i—SCHEDULE OF ASSETS (HELD AT END OF YEAR) (CONTINUED)
DECEMBER 31, 2025

FD491 PAGE
SCHEDULE H (FORM 5500 - 4I-1) BANK OF LABOR - MONTHLY C 18661
SCHEDULE OF ASSETS HELD FOR
INVESTMENT PURPOSES AT END OF YEAR BASE CURRENCY: USD AS OF DECEMBER 31,2025

IDENTITY OF ISSUE, BORROWER, LESSOR	DESCRIPTION OF INVESTMENT	SHARES / PAR	COST	CURRENT VALUE
790450EQ9 ST JOHNS MICH PUB SCHS SCH BLDG AND SITE	SEMI-ANN. 6.500% 05/01/2027	500,000.000	502,500	503,256
88258MAA3 TEXAS NAT GAS SECURITIZATION FIN CORP RE	SEMI-ANN. 5.102% 04/01/2035	209,326.860	209,327	214,884
88275FNW5 TEXAS ST DEPT OF HSG & CMNTY AFFAIRS SIN	SEMI-ANN. 3.000% 03/01/2046	210,000.000	209,213	190,786
882722VN8 TEXAS ST G O HWY IMPT BDS 2010A 29/SEP/2	SEMI-ANN. 4.681% 04/01/2040	600,000.000	586,564	571,180
8827237V5 TEXAS ST GO AND REF BDS 2017 08/FEB/2017	SEMI-ANN. 3.721% 10/01/2031	1,000,000.000	1,167,030	984,768
88278PZC1 TEXAS ST UNIV SYS FING REV TAXABLE REF B	SEMI-ANN. 2.351% 03/15/2026	400,000.000	377,180	398,942
882806NT2 TEXAS TECH UNIV REVS TAXABLE FING SYS RE	SEMI-ANN. 2.748% 02/15/2040	1,700,000.000	1,751,000	1,317,633
88283LHU3 TEXAS TRANSN COMMN ST HWY FD REV REV BDS	SEMI-ANN. 5.178% 04/01/2030	1,500,000.000	1,550,490	1,534,768
889384FA6 TOLEDO OHIO SPL OBLIG INDL DEV REF BDS 2	SEMI-ANN. 3.375% 12/01/2039	460,000.000	475,957	379,735
897322CG6 TROY ALA INDL DEV BRD REV TAXABLE BDS 20	SEMI-ANN. 2.850% 11/01/2026	115,000.000	110,318	113,796
903674AU3 UKIAH CALIF PUB FING AUTH LEASE REV TAXA	SEMI-ANN. 3.206% 04/01/2031	350,000.000	370,041	332,582
9143534F1 UNIVERSITY ILL UNIV REVS TAXABLE AUXILIA	SEMI-ANN. 4.000% 04/01/2027	880,000.000	990,202	881,754
9143534Y0 UNIVERSITY ILL UNIV REVS TAXABLE AUXILIA	SEMI-ANN. 3.900% 04/01/2044	750,000.000	819,375	614,602
914729ST6 UNIVERSITY NORTH TEX UNIV REV REV FINC S	SEMI-ANN. 3.757% 04/15/2031	690,000.000	770,558	678,520
917437S55 UTAH HSG CORP SINGLE FAMILY MTG REV BDS	SEMI-ANN. 5.659% 07/01/2036	250,000.000	256,500	255,939
917437ZQ1 UTAH HSG CORP SINGLE FAMILY MTG REV TAXA	SEMI-ANN. 5.177% 01/01/2037	940,000.000	950,866	941,590

JPMorgan Investor Services J.P.Morgan

.

FD491 PAGE 53
SCHEDULE H (FORM 5500 - 42-1) BANK OF LABOR - MONTHLY C 18661
SCHEDULE OF ASSETS HELD FOR
INVESTMENT PURPOSES AT END OF YEAR BASE CURRENCY: USD AS OF DECEMBER 31,2025

IDENTITY OF ISSUE, BORROWER, LESSOR	DESCRIPTION OF INVESTMENT SHARES / PAR	COST	CURRENT VALUE
91756TAV3 UTAH ST MUN PWR AGY PWR SUPPLY SYS REV R	SEMI-ANN. 3.806% 07/01/2036 360,000.000	384,156	338,618
92812XRR5 VIRGINIA ST HSG DEV AUTH COMWLTH MTG TAX	SEMI-ANN. 4.114% 07/01/2031 1,790,000.000	1,800,131	1,782,863
92812XMV1 VIRGINIA ST HSG DEV AUTH COMWLTH MTG TAX	SEMI-ANN. 5.706% 07/01/2040 1,500,000.000	1,545,810	1,507,764
92812VFP6 VIRGINIA ST HSG DEV AUTH RENTAL HSG BDS	SEMI-ANN. 3.600% 12/01/2027 490,000.000	517,435	489,167
92812VK47 VIRGINIA ST HSG DEV AUTH RENTAL HSG TAXA	SEMI-ANN. 2.513% 09/01/2035 680,000.000	695,960	560,717
92812WUE2 VIRGINIA ST HSG DEV AUTH TAXABLE RENT BD	SEMI-ANN. 5.050% 10/01/2033 435,000.000	441,216	441,878
929833BQ3 WACO TEX EDL FIN CORP REV TAXABLE REF BD	SEMI-ANN. 1.686% 03/01/2028 250,000.000	220,640	238,883
939781SP5 WASHINGTON ST HIGHER ED FACS AUTH REV BD	SEMI-ANN. 2.689% 10/01/2030 865,000.000	912,220	661,903
93978PML8 WASHINGTON ST HSG FIN COMMN MULTIFAMILY	SEMI-ANN. 3.500% 07/01/2030 500,000.000	513,485	500,187
93978T4Z9 WASHINGTON ST HSG FIN COMMN SINGLE FAMIL	SEMI-ANN. 5.680% 12/01/2030 250,000.000	251,880	265,970
93978T5E5 WASHINGTON ST HSG FIN COMMN SINGLE FAMIL	SEMI-ANN. 5.678% 06/01/2033 290,000.000	290,000	306,061
960895YZ7 WESTMORELAND CNTY PA GO TAXABLE BDS 2021	SEMI-ANN. 1.710% 08/15/2028 750,000.000	755,445	711,856
963270HD8 WHEELING W VA WTRWKS & SEW SYS REV TAXAB	SEMI-ANN. 2.212% 06/01/2032 500,000.000	509,405	440,357
966257QQ1 WILKES-BARRE PA GO NTS 2017 B 27/JUL/201	SEMI-ANN. 4.959% 11/15/2032 400,000.000	456,520	399,910
970708AQ6 WILLISTON N D CTFS PARTN TAXABLE COPS 20	SEMI-ANN. 6.000% 11/01/2037 500,000.000	522,530	526,065
974450N95 WINNEBAGO CNTY ILL TAXABLE GO BDS 2018 0	SEMI-ANN. 4.340% 12/30/2028 190,000.000	193,099	190,722

JPMorgan Investor Services J.P.Morgan

BOILERMAKERS NATIONAL ANNUITY TRUST
E.I.N. 48-1029345 PLAN NO. 001
SCHEDULE H, LINE 4i—SCHEDULE OF ASSETS (HELD AT END OF YEAR) (CONTINUED)
DECEMBER 31, 2025



FD491 PAGE 94
SCHEDULE H (FORM 5500 - 42-1) BANK OF LABOR - MONTHLY C 18661
SCHEDULE OF ASSETS HELD FOR
INVESTMENT PURPOSES AT END OF YEAR BASE CURRENCY: USD AS OF DECEMBER 31,2025

IDENTITY OF ISSUE, BORROWER, LESSOR	DESCRIPTION OF INVESTMENT SHARES / PAR	COST	CURRENT VALUE
97689QYC4 WISCONSIN HSG & ECONOMIC DEV AUTH HOME O	SEMI-ANN. 5.525% 09/01/2035 540,000.000	548,311	556,845
977100GH3 WISCONSIN ST GEN FD ANNUAL APPROPRIATION	SEMI-ANN. 3.154% 05/01/2027 750,000.000	749,423	746,099
98267LAB1 WYANDOTTE CNTY/KANS CITY KANS UNI GOVT S	SEMI-ANN. 6.750% 12/01/2027 3,805,000.000	3,990,346	3,914,301
98464TAL3 YAMHILL CNTY ORE REV REF BDS 2020B 07/0C	SEMI-ANN. 4.500% 10/01/2030 555,000.000	574,166	531,631
98816PDE9 YSLETA TEX INDPT SCH DIST TAXABLE UNLTD	SEMI-ANN. 5.000% 08/15/2028 635,000.000	820,782	685,779
TOTAL STATE AND MUNICIPAL SECURITIES		126,654,161	119,130,407
FOREIGN GOVERNMENT AND AGENCY SECURITIES			
200447AL4 COMISION FEDERAL DE ELECTRICIDAD CALLABL	SEMI-ANN. 4.688% 05/15/2029 230,000.000	229,954	227,835
200447AH3 COMISION FEDERAL DE ELECTRICIDAD CALLABL	SEMI-ANN. 3.348% 02/09/2031 435,000.000	427,050	395,848
26951TAA8 EAGLE FUNDING LUXCO SARL CALLABLE NOTES	SEMI-ANN. 5.500% 08/17/2030 630,000.000	628,412	641,567
71654QCG5 PETROLEOS MEXICANOS CALLABLE BOND FIXED	SEMI-ANN. 6.500% 03/13/2027 620,000.000	666,623	629,114
195325DZ5 REPUBLIC OF COLOMBIA CALLABLE BOND FIXED	SEMI-ANN. 3.250% 04/22/2032 480,000.000	473,544	404,400
TOTAL FOREIGN GOVERNMENT AND AGENCY SECURITIES		2,425,583	2,298,764
FOREIGN CURRENCY CONTRACTS (WITH GAINS)			
CCTUSD CURRENCY CONTRACT - USD	VALUE DATE: 01/02/2026	0	3
TOTAL FOREIGN CURRENCY CONTRACTS (WITH GAINS)		0	3

JPMorgan Investor Services J.P.Morgan

BOILERMAKERS NATIONAL ANNUITY TRUST
E.I.N. 48-1029345 PLAN NO. 001
SCHEDULE H, LINE 4i—SCHEDULE OF ASSETS (HELD AT END OF YEAR) (CONTINUED)
DECEMBER 31, 2025



FD491 PAGE 85
SCHEDULE H (FORM 5500 - 41-1) BANK OF LABOR - MONTHLY C 18661
SCHEDULE OF ASSETS HELD FOR
INVESTMENT PURPOSES AT END OF YEAR BASE CURRENCY: USD AS OF DECEMBER 31,2025

IDENTITY OF ISSUE, BORROWER, LESSOR	DESCRIPTION OF INVESTMENT SHARES / PAR	COST	CURRENT VALUE
TOTAL GENERAL INVESTMENTS - OTHER		129,079,745	121,429,174
TOTAL GENERAL INVESTMENTS		1,123,177,374	1,387,333,062

JPMorgan Investor Services J.P.Morgan