Form 5500

Department of the Treasury
Internal Revenue Service

Department of Labor
Employee Benefits Security Administration

Pension Benefit Guaranty Corporation

Annual Return/Report of Employee Benefit Plan

This form is required to be filed for employee benefit plans under sections 104 and 4065 of the Employee Retirement Income Security Act of 1974 (ERISA) and sections 6057(b) and 6058(a) of the Internal Revenue Code (the Code).

▶ **Complete all entries in accordance with the instructions to the Form 5500.**

OMB Nos. 1210-0110
1210-0089

2025

This Form is Open to Public Inspection

Part I Annual Report Identification Information

For calendar plan year 2025 or fiscal plan year beginning 01/01/2025 and ending 12/31/2025

A This return/report is for:
- [ ] a multiemployer plan
- [ ] a multiple-employer plan (Filers checking this box must provide participating employer information in accordance with the form instructions.)
- [X] a single-employer plan
- [ ] a DFE (specify) _____

B This return/report is:
- [ ] the first return/report
- [ ] the final return/report
- [X] an amended return/report
- [ ] a short plan year return/report (less than 12 months)

C If the plan is a collectively-bargained plan, check here. . . . . ▶ [ ]

D Check box if filing under:
- [X] Form 5558
- [ ] automatic extension
- [ ] the DFVC program
- [ ] special extension (enter description)

E If this is a retroactively adopted plan permitted by SECURE Act section 201, check here. . . . . ▶ [ ]

Part II Basic Plan Information—enter all requested information

1a Name of plan
EXECUTECH 401(K) PLAN

1b Three-digit plan number (PN) ▶ 001

1c Effective date of plan 01/01/2015

2a Plan sponsor's name (employer, if for a single-employer plan)
Mailing address (include room, apt., suite no. and street, or P.O. Box)
City or town, state or province, country, and ZIP or foreign postal code (if foreign, see instructions)
EXECUTECH UTAH, LLC

10876 SOUTH RIVER FRONT PARKWAY
SUITE 100
SOUTH JORDAN, UT 84095

2b Employer Identification Number (EIN)
87-0679653

2c Plan Sponsor's telephone number
+80-167-9653

2d Business code (see instructions)
541519

Caution: A penalty for the late or incomplete filing of this return/report will be assessed unless reasonable cause is established.

Under penalties of perjury and other penalties set forth in the instructions, I declare that I have examined this return/report, including accompanying schedules, statements and attachments, as well as the electronic version of this return/report, and to the best of my knowledge and belief, it is true, correct, and complete.

SIGN HERE	Filed with authorized/valid electronic signature.	10/13/2026	DAVID OSOVSKY
	Signature of plan administrator	Date	Enter name of individual signing as plan administrator
SIGN HERE			
	Signature of employer/plan sponsor	Date	Enter name of individual signing as employer or plan sponsor
SIGN HERE			
	Signature of DFE	Date	Enter name of individual signing as DFE

3a	Plan administrator's name and address [X] Same as Plan Sponsor	**3b**	Administrator's EIN
		3c	Administrator's telephone number
4	If the name and/or EIN of the plan sponsor or the plan name has changed since the last return/report filed for this plan, enter the plan sponsor's name, EIN, the plan name and the plan number from the last return/report:	**4b**	EIN
a	Sponsor's name	**4d**	PN
c	Plan Name		

5	Total number of participants at the beginning of the plan year	**5**	274
6	Number of participants as of the end of the plan year unless otherwise stated (welfare plans complete only lines **6a(1), 6a(2), 6b, 6c,** and **6d**).		
a(1)	Total number of active participants at the beginning of the plan year	**6a(1)**	242
a(2)	Total number of active participants at the end of the plan year	**6a(2)**	223
b	Retired or separated participants receiving benefits	**6b**	3
c	Other retired or separated participants entitled to future benefits	**6c**	44
d	Subtotal. Add lines **6a(2)**, **6b**, and **6c**.	**6d**	270
e	Deceased participants whose beneficiaries are receiving or are entitled to receive benefits.	**6e**	0
f	Total. Add lines **6d** and **6e**.	**6f**	270
g(1)	Number of participants with account balances as of the beginning of the plan year (only defined contribution plans complete this item)	**6g(1)**	261
g(2)	Number of participants with account balances as of the end of the plan year (only defined contribution plans complete this item)	**6g(2)**	187
h	Number of participants who terminated employment during the plan year with accrued benefits that were less than 100% vested.	**6h**	0
7	Enter the total number of employers obligated to contribute to the plan (only multiemployer plans complete this item)	**7**	

8a If the plan provides pension benefits, enter the applicable pension feature codes from the List of Plan Characteristic Codes in the instructions:

2E 2F 2G 2J 2K 2T 3D

b If the plan provides welfare benefits, enter the applicable welfare feature codes from the List of Plan Characteristic Codes in the instructions:

9a Plan funding arrangement (check all that apply)		**9b** Plan benefit arrangement (check all that apply)	
(1)	[X] Insurance	**(1)**	[X] Insurance
(2)	[ ] Code section 412(e)(3) insurance contracts	**(2)**	[ ] Code section 412(e)(3) insurance contracts
(3)	[X] Trust	**(3)**	[X] Trust
(4)	[ ] General assets of the sponsor	**(4)**	[ ] General assets of the sponsor

10 Check all applicable boxes in 10a and 10b to indicate which schedules are attached, and, where indicated, enter the number attached. (See instructions)

a Pension Schedules

- **(1)** [X] **R** (Retirement Plan Information)
- **(2)** [ ] **MB** (Multiemployer Defined Benefit Plan and Certain Money Purchase Plan Actuarial Information) - signed by the plan actuary
- **(3)** [ ] **SB** (Single-Employer Defined Benefit Plan Actuarial Information) - signed by the plan actuary
- **(4)** [ ] **DCG** (Individual Plan Information) – Number Attached _____
- **(5)** [ ] **MEP** (Multiple-Employer Retirement Plan Information)

b General Schedules

- **(1)** [X] **H** (Financial Information)
- **(2)** [ ] **I** (Financial Information – Small Plan)
- **(3)** [X] **A** (Insurance Information) – Number Attached 1
- **(4)** [X] **C** (Service Provider Information)
- **(5)** [ ] **D** (DFE/Participating Plan Information)
- **(6)** [ ] **G** (Financial Transaction Schedules)

Part III Form M-1 Compliance Information (to be completed by welfare benefit plans)

11a If the plan provides welfare benefits, was the plan subject to the Form M-1 filing requirements during the plan year? (See instructions and 29 CFR 2520.101-2.) ..... ☐ Yes ☐ No

If "Yes" is checked, complete lines 11b and 11c.

11b Is the plan currently in compliance with the Form M-1 filing requirements? (See instructions and 29 CFR 2520.101-2.) ..... ☐ Yes ☐ No

11c Enter the Receipt Confirmation Code for the 2025 Form M-1 annual report. If the plan was not required to file the 2025 Form M-1 annual report, enter the Receipt Confirmation Code for the most recent Form M-1 that was required to be filed under the Form M-1 filing requirements. (Failure to enter a valid Receipt Confirmation Code will subject the Form 5500 filing to rejection as incomplete.)

Receipt Confirmation Code_____

SCHEDULE A
(Form 5500)

Department of the Treasury
Internal Revenue Service

Department of Labor
Employee Benefits Security Administration

Pension Benefit Guaranty Corporation

Insurance Information

This schedule is required to be filed under section 104 of the Employee Retirement Income Security Act of 1974 (ERISA).

▶ **File as an attachment to Form 5500.**

▶ Insurance companies are required to provide the information pursuant to ERISA section 103(a)(2).

OMB No. 1210-0110

2025

This Form is Open to Public Inspection

For calendar plan year 2025 or fiscal plan year beginning 01/01/2025 and ending 12/31/2025

A Name of plan
EXECUTECH 401(K) PLAN

B Three-digit plan number (PN) ▶ 001

C Plan sponsor's name as shown on line 2a of Form 5500
EXECUTECH UTAH, LLC

D Employer Identification Number (EIN)
87-0679653

Part I **Information Concerning Insurance Contract Coverage, Fees, and Commissions** Provide information for each contract on a separate Schedule A. Individual contracts grouped as a unit in Parts II and III can be reported on a single Schedule A.

1 Coverage Information:

(a) Name of insurance carrier
EMPOWER ANNUITY INSURANCE COMPANY OF AMERICA

(b) EIN	**(c)** NAIC code	**(d)** Contract or identification number	**(e)** Approximate number of persons covered at end of policy or contract year	Policy or contract year	
				(f) From	**(g)** To
84-0467907	68322	531182-01	158	01/01/2025	12/31/2025

2 Insurance fee and commission information. Enter the total fees and total commissions paid. List in line 3 the agents, brokers, and other persons in descending order of the amount paid.

(a) Total amount of commissions paid	**(b)** Total amount of fees paid

3 Persons receiving commissions and fees. (Complete as many entries as needed to report all persons).

(a) Name and address of the agent, broker, or other person to whom commissions or fees were paid

(b) Amount of sales and base commissions paid	Fees and other commissions paid		**(e)** Organization code
	(c) Amount	**(d)** Purpose	

(a) Name and address of the agent, broker, or other person to whom commissions or fees were paid

(b) Amount of sales and base commissions paid	Fees and other commissions paid		**(e)** Organization code
	(c) Amount	**(d)** Purpose	

(a) Name and address of the agent, broker, or other person to whom commissions or fees were paid

(b) Amount of sales and base commissions paid	Fees and other commissions paid		**(e)** Organization code
	(c) Amount	**(d)** Purpose	

(a) Name and address of the agent, broker, or other person to whom commissions or fees were paid

(b) Amount of sales and base commissions paid	Fees and other commissions paid		**(e)** Organization code
	(c) Amount	**(d)** Purpose	

(a) Name and address of the agent, broker, or other person to whom commissions or fees were paid

(b) Amount of sales and base commissions paid	Fees and other commissions paid		**(e)** Organization code
	(c) Amount	**(d)** Purpose	

(a) Name and address of the agent, broker, or other person to whom commissions or fees were paid

(b) Amount of sales and base commissions paid	Fees and other commissions paid		**(e)** Organization code
	(c) Amount	**(d)** Purpose	

(a) Name and address of the agent, broker, or other person to whom commissions or fees were paid

(b) Amount of sales and base commissions paid	Fees and other commissions paid		**(e)** Organization code
	(c) Amount	**(d)** Purpose	

Part II Investment and Annuity Contract Information

Where individual contracts are provided, the entire group of such individual contracts with each carrier may be treated as a unit for purposes of this report.

4	Current value of plan's interest under this contract in the general account at year end	4	52313
5	Current value of plan's interest under this contract in separate accounts at year end	5	0

6 Contracts With Allocated Funds:

a State the basis of premium rates ▶

b	Premiums paid to carrier	6b	
c	Premiums due but unpaid at the end of the year	6c	
d	If the carrier, service, or other organization incurred any specific costs in connection with the acquisition or retention of the contract or policy, enter amount.	6d	

Specify nature of costs ▶

e Type of contract: (1) ☐ individual policies (2) ☐ group deferred annuity

(3) ☐ other (specify) ▶

f If contract purchased, in whole or in part, to distribute benefits from a terminating plan, check here ▶ ☐

7 Contracts With Unallocated Funds (Do not include portions of these contracts maintained in separate accounts)

a Type of contract: (1) ☐ deposit administration (2) ☐ immediate participation guarantee

(3) ☐ guaranteed investment (4) ☒ other ▶ GROUP ANNUITY CONTRACT

b	Balance at the end of the previous year			7b	0
c	Additions: (1) Contributions deposited during the year	7c(1)	0		
	(2) Dividends and credits	7c(2)	0		
	(3) Interest credited during the year	7c(3)	699		
	(4) Transferred from separate account	7c(4)	56034		
	(5) Other (specify below)	7c(5)	0		
	▶ LOAN PAYMENTS				
	(6)Total additions			7c(6)	56733
d	Total of balance and additions (add lines **7b** and **7c(6)**).			7d	56733
e	Deductions:				
	(1) Disbursed from fund to pay benefits or purchase annuities during year	7e(1)	2620		
	(2) Administration charge made by carrier	7e(2)	7		
	(3) Transferred to separate account	7e(3)	1793		
	(4) Other (specify below)	7e(4)			
	▶				
	(5) Total deductions			7e(5)	4420
f	Balance at the end of the current year (subtract line **7e(5)** from line **7d**)			7f	52313

Part III Welfare Benefit Contract Information

If more than one contract covers the same group of employees of the same employer(s) or members of the same employee organizations(s), the information may be combined for reporting purposes if such contracts are experience-rated as a unit. Where contracts cover individual employees, the entire group of such individual contracts with each carrier may be treated as a unit for purposes of this report.

8 Benefit and contract type (check all applicable boxes)

- **a** ☐ Health (other than dental or vision)
- **b** ☐ Dental
- **c** ☐ Vision
- **d** ☐ Life insurance
- **e** ☐ Temporary disability (accident and sickness)
- **f** ☐ Long-term disability
- **g** ☐ Supplemental unemployment
- **h** ☐ Prescription drug
- **i** ☐ Stop loss (large deductible)
- **j** ☐ HMO contract
- **k** ☐ PPO contract
- **l** ☐ Indemnity contract
- **m** ☐ Other (specify) ▶

9 Experience-rated contracts:				
a Premiums: (1) Amount received	**9a(1)**			
(2) Increase (decrease) in amount due but unpaid	**9a(2)**			
(3) Increase (decrease) in unearned premium reserve	**9a(3)**			
(4) Earned (**(1)** + **(2)** - **(3)**)			**9a(4)**	0
b Benefit charges (1) Claims paid	**9b(1)**			
(2) Increase (decrease) in claim reserves	**9b(2)**			
(3) Incurred claims (add **(1)** and **(2)**)			**9b(3)**	0
(4) Claims charged			**9b(4)**	
c Remainder of premium: (1) Retention charges (on an accrual basis) --				
(A) Commissions	**9c(1)(A)**			
(B) Administrative service or other fees	**9c(1)(B)**			
(C) Other specific acquisition costs	**9c(1)(C)**			
(D) Other expenses	**9c(1)(D)**			
(E) Taxes	**9c(1)(E)**			
(F) Charges for risks or other contingencies	**9c(1)(F)**			
(G) Other retention charges	**9c(1)(G)**			
(H) Total retention			**9c(1)(H)**	0
(2) Dividends or retroactive rate refunds. (These amounts were ☐ paid in cash, or ☐ credited.)			**9c(2)**	
d Status of policyholder reserves at end of year: (1) Amount held to provide benefits after retirement			**9d(1)**	
(2) Claim reserves			**9d(2)**	
(3) Other reserves			**9d(3)**	
e Dividends or retroactive rate refunds due. (Do not include amount entered in line **9c(2)**.)			**9e**	
10 Nonexperience-rated contracts:				
a Total premiums or subscription charges paid to carrier			**10a**	
b If the carrier, service, or other organization incurred any specific costs in connection with the acquisition or retention of the contract or policy, other than reported in Part I, line 2 above, report amount.			**10b**	

Specify nature of costs.

Part IV Provision of Information

11 Did the insurance company fail to provide any information necessary to complete Schedule A? ☐ Yes ☒ No

12 If the answer to line 11 is "Yes," specify the information not provided. ▶

SCHEDULE C (Form 5500)	Service Provider Information	OMB No. 1210-0110
Department of the Treasury Internal Revenue Service Department of Labor Employee Benefits Security Administration Pension Benefit Guaranty Corporation	This schedule is required to be filed under section 104 of the Employee Retirement Income Security Act of 1974 (ERISA). ▶ **File as an attachment to Form 5500.**	**2025** **This Form is Open to Public Inspection.**

For calendar plan year 2025 or fiscal plan year beginning 01/01/2025 and ending 12/31/2025

A Name of plan
EXECUTECH 401(K) PLAN

B Three-digit plan number (PN) ▶ 001

C Plan sponsor's name as shown on line 2a of Form 5500
EXECUTECH UTAH, LLC

D Employer Identification Number (EIN)
87-0679653

Part I Service Provider Information (see instructions)

You must complete this Part, in accordance with the instructions, to report the information required for **each person** who received, directly or indirectly, $5,000 or more in total compensation (i.e., money or anything else of monetary value) in connection with services rendered to the plan or the person's position with the plan during the plan year. If a person received **only** eligible indirect compensation for which the plan received the required disclosures, you are required to answer line 1 but are not required to include that person when completing the remainder of this Part.

1 Information on Persons Receiving Only Eligible Indirect Compensation

a Check "Yes" or "No" to indicate whether you are excluding a person from the remainder of this Part because they received only eligible indirect compensation for which the plan received the required disclosures (see instructions for definitions and conditions).. . . . . [X] Yes [ ] No

b If you answered line 1a "Yes," enter the name and EIN or address of each person providing the required disclosures for the service providers who received only eligible indirect compensation. Complete as many entries as needed (see instructions).

(b) Enter name and EIN or address of person who provided you disclosures on eligible indirect compensation

ALLIANZ GLOBAL INVESTORS DISTRIBUTO
1345 AVENUE OF THE AMERICAS
NEW YORK, NY 10105

(b) Enter name and EIN or address of person who provided you disclosures on eligible indirect compensation

AMERICAN FUNDS DISTRIBUTORS, INC.

95-2769620

(b) Enter name and EIN or address of person who provided you disclosures on eligible indirect compensation

BLACKROCK INVESTMENTS, INC.

23-2784752

(b) Enter name and EIN or address of person who provided you disclosures on eligible indirect compensation

FIDELITY DISTRIBUTORS CORP.
500 SALEM STREET
MAIL ZONE O3N
SMITHFIELD, RI 02917

(b) Enter name and EIN or address of person who provided you disclosures on eligible indirect compensation

GOLDMAN SACHS

71 SOUTH WACKER DRIVE
SUITE 500
CHICAGO, IL 60606

(b) Enter name and EIN or address of person who provided you disclosures on eligible indirect compensation

HARTFORD INVESTMENT FINANCIAL SERVI

201 HOPMEADOW STREET
SIMSBURY, CT 06089

(b) Enter name and EIN or address of person who provided you disclosures on eligible indirect compensation

J.P. MORGAN INVESTMENT MANAGEMENT

13-3200244

(b) Enter name and EIN or address of person who provided you disclosures on eligible indirect compensation

PUTNAM RETAIL MANAGEMENT

ONE POST OFFICE SQUARE
BOSTON, MA 02109

(b) Enter name and EIN or address of person who provided you disclosures on eligible indirect compensation

T. ROWE PRICE

100 EAST PRATT STREET
BALTIMORE, MD 21202

(b) Enter name and EIN or address of person who provided you disclosures on eligible indirect compensation

VANGUARD

455 DEVON PARK DRIVE
WAYNE, PA 19087

(b) Enter name and EIN or address of person who provided you disclosures on eligible indirect compensation

(b) Enter name and EIN or address of person who provided you disclosures on eligible indirect compensation

2. Information on Other Service Providers Receiving Direct or Indirect Compensation. Except for those persons for whom you answered "Yes" to line 1a above, complete as many entries as needed to list each person receiving, directly or indirectly, $5,000 or more in total compensation (i.e., money or anything else of value) in connection with services rendered to the plan or their position with the plan during the plan year. (See instructions).

(a) Enter name and EIN or address (see instructions)

GLOBAL RETIREMENT PARTNERS

47-1411118

(b) Service Code(s)	(c) Relationship to employer, employee organization, or person known to be a party-in-interest	(d) Enter direct compensation paid by the plan. If none, enter -0-.	(e) Did service provider receive indirect compensation? (sources other than plan or plan sponsor)	(f) Did indirect compensation include eligible indirect compensation, for which the plan received the required disclosures?	(g) Enter total indirect compensation received by service provider excluding eligible indirect compensation for which you answered "Yes" to element (f). If none, enter -0-.	(h) Did the service provider give you a formula instead of an amount or estimated amount?
15 21 49 50 64 99	INVESTMENT/FINANCIAL ADV	48340	Yes [ ] No [X]	Yes [ ] No [ ]		Yes [ ] No [ ]

(a) Enter name and EIN or address (see instructions)

ADP, INC.

13-3036745

(b) Service Code(s)	(c) Relationship to employer, employee organization, or person known to be a party-in-interest	(d) Enter direct compensation paid by the plan. If none, enter -0-.	(e) Did service provider receive indirect compensation? (sources other than plan or plan sponsor)	(f) Did indirect compensation include eligible indirect compensation, for which the plan received the required disclosures?	(g) Enter total indirect compensation received by service provider excluding eligible indirect compensation for which you answered "Yes" to element (f). If none, enter -0-.	(h) Did the service provider give you a formula instead of an amount or estimated amount?
37 50 15 64	RECORD KEEPER	37434	Yes [X] No [ ]	Yes [X] No [ ]	0	Yes [ ] No [X]

(a) Enter name and EIN or address (see instructions)

(b) Service Code(s)	(c) Relationship to employer, employee organization, or person known to be a party-in-interest	(d) Enter direct compensation paid by the plan. If none, enter -0-.	(e) Did service provider receive indirect compensation? (sources other than plan or plan sponsor)	(f) Did indirect compensation include eligible indirect compensation, for which the plan received the required disclosures?	(g) Enter total indirect compensation received by service provider excluding eligible indirect compensation for which you answered "Yes" to element (f). If none, enter -0-.	(h) Did the service provider give you a formula instead of an amount or estimated amount?
			Yes [ ] No [ ]	Yes [ ] No [ ]		Yes [ ] No [ ]

Part I Service Provider Information (continued)

3. If you reported on line 2 receipt of indirect compensation, other than eligible indirect compensation, by a service provider, and the service provider is a fiduciary or provides contract administrator, consulting, custodial, investment advisory, investment management, broker, or recordkeeping services, answer the following questions for (a) each source from whom the service provider received $1,000 or more in indirect compensation and (b) each source for whom the service provider gave you a formula used to determine the indirect compensation instead of an amount or estimated amount of the indirect compensation. Complete as many entries as needed to report the required information for each source.

(a) Enter service provider name as it appears on line 2	**(b)** Service Codes (see instructions)	**(c)** Enter amount of indirect compensation
(d) Enter name and EIN (address) of source of indirect compensation	**(e)** Describe the indirect compensation, including any formula used to determine the service provider's eligibility for or the amount of the indirect compensation.	

(a) Enter service provider name as it appears on line 2	**(b)** Service Codes (see instructions)	**(c)** Enter amount of indirect compensation
(d) Enter name and EIN (address) of source of indirect compensation	**(e)** Describe the indirect compensation, including any formula used to determine the service provider's eligibility for or the amount of the indirect compensation.	

(a) Enter service provider name as it appears on line 2	**(b)** Service Codes (see instructions)	**(c)** Enter amount of indirect compensation
(d) Enter name and EIN (address) of source of indirect compensation	**(e)** Describe the indirect compensation, including any formula used to determine the service provider's eligibility for or the amount of the indirect compensation.	

Part II Service Providers Who Fail or Refuse to Provide Information

4 Provide, to the extent possible, the following information for each service provider who failed or refused to provide the information necessary to complete this Schedule.

(a) Enter name and EIN or address of service provider (see instructions)	**(b)** Nature of Service Code(s)	**(c)** Describe the information that the service provider failed or refused to provide

(a) Enter name and EIN or address of service provider (see instructions)	**(b)** Nature of Service Code(s)	**(c)** Describe the information that the service provider failed or refused to provide

(a) Enter name and EIN or address of service provider (see instructions)	**(b)** Nature of Service Code(s)	**(c)** Describe the information that the service provider failed or refused to provide

(a) Enter name and EIN or address of service provider (see instructions)	**(b)** Nature of Service Code(s)	**(c)** Describe the information that the service provider failed or refused to provide

(a) Enter name and EIN or address of service provider (see instructions)	**(b)** Nature of Service Code(s)	**(c)** Describe the information that the service provider failed or refused to provide

(a) Enter name and EIN or address of service provider (see instructions)	**(b)** Nature of Service Code(s)	**(c)** Describe the information that the service provider failed or refused to provide

Part III Termination Information on Accountants and Enrolled Actuaries (see instructions)

(complete as many entries as needed)

a Name:

b EIN:

c Position:

d Address:

e Telephone:

Explanation:

a Name:

b EIN:

c Position:

d Address:

e Telephone:

Explanation:

a Name:

b EIN:

c Position:

d Address:

e Telephone:

Explanation:

a Name:

b EIN:

c Position:

d Address:

e Telephone:

Explanation:

a Name:

b EIN:

c Position:

d Address:

e Telephone:

Explanation:

SCHEDULE H (Form 5500)

Department of the Treasury
Internal Revenue Service

Department of Labor
Employee Benefits Security Administration

Pension Benefit Guaranty Corporation

Financial Information

This schedule is required to be filed under section 104 of the Employee Retirement Income Security Act of 1974 (ERISA), and section 6058(a) of the Internal Revenue Code (the Code).

▶ **File as an attachment to Form 5500.**

OMB No. 1210-0110

2025

This Form is Open to Public Inspection

For calendar plan year 2025 or fiscal plan year beginning 01/01/2025 and ending 12/31/2025

A Name of plan
EXECUTECH 401(K) PLAN

B Three-digit plan number (PN) ▶ 001

C Plan sponsor's name as shown on line 2a of Form 5500
EXECUTECH UTAH, LLC

D Employer Identification Number (EIN)
87-0679653

Part I Asset and Liability Statement

1 Current value of plan assets and liabilities at the beginning and end of the plan year. Combine the value of plan assets held in more than one trust. Report the value of the plan's interest in a commingled fund containing the assets of more than one plan on a line-by-line basis unless the value is reportable on lines 1c(9) through 1c(14). Do not enter the value of that portion of an insurance contract which guarantees, during this plan year, to pay a specific dollar benefit at a future date. **Round off amounts to the nearest dollar.** MTIAs, CCTs, PSAs, and 103-12 IEs do not complete lines 1b(1), 1b(2), 1c(8), 1g, 1h, and 1i. CCTs, PSAs, and 103-12 IEs also do not complete lines 1d and 1e. See instructions.

Assets		(a) Beginning of Year	(b) End of Year
a Total noninterest-bearing cash	1a	0	0
b Receivables (less allowance for doubtful accounts):			
(1) Employer contributions	1b(1)	0	0
(2) Participant contributions	1b(2)	0	0
(3) Other	1b(3)	0	0
c General investments:			
(1) Interest-bearing cash (include money market accounts & certificates of deposit)	1c(1)	0	0
(2) U.S. Government securities	1c(2)	0	0
(3) Corporate debt instruments (other than employer securities):			
(A) Preferred	1c(3)(A)	0	0
(B) All other	1c(3)(B)	0	0
(4) Corporate stocks (other than employer securities):			
(A) Preferred	1c(4)(A)	0	0
(B) Common	1c(4)(B)	0	0
(5) Partnership/joint venture interests	1c(5)	0	0
(6) Real estate (other than employer real property)	1c(6)	0	0
(7) Loans (other than to participants)	1c(7)	0	0
(8) Participant loans	1c(8)	191313	169763
(9) Value of interest in common/collective trusts	1c(9)	0	0
(10) Value of interest in pooled separate accounts	1c(10)		
(11) Value of interest in master trust investment accounts	1c(11)	0	0
(12) Value of interest in 103-12 investment entities	1c(12)	0	0
(13) Value of interest in registered investment companies (e.g., mutual funds)	1c(13)	8131411	9396576
(14) Value of funds held in insurance company general account (unallocated contracts)	1c(14)	81865	52313
(15) Other	1c(15)	0	0

		(a) Beginning of Year	(b) End of Year
1d Employer-related investments:			
(1) Employer securities	1d(1)	0	0
(2) Employer real property	1d(2)	0	0
1e Buildings and other property used in plan operation	1e	0	0
1f Total assets (add all amounts in lines 1a through 1e)	1f	8404589	9618652
Liabilities			
1g Benefit claims payable	1g	0	0
1h Operating payables	1h		
1i Acquisition indebtedness	1i	0	0
1j Other liabilities	1j	0	0
1k Total liabilities (add all amounts in lines 1g through1j)	1k	0	0
Net Assets			
1l Net assets (subtract line 1k from line 1f)	1l	8404589	9618652

Part II Income and Expense Statement

2 Plan income, expenses, and changes in net assets for the year. Include all income and expenses of the plan, including any trust(s) or separately maintained fund(s) and any payments/receipts to/from insurance carriers. Round off amounts to the nearest dollar. MTIAs, CCTs, PSAs, and 103-12 IEs do not complete lines 2a, 2b(1)(E), 2e, 2f, and 2g.

Income		(a) Amount	(b) Total
a Contributions:			
(1) Received or receivable in cash from: **(A)** Employers	2a(1)(A)	434352	
(B) Participants	2a(1)(B)	933222	
(C) Others (including rollovers)	2a(1)(C)	301153	
(2) Noncash contributions	2a(2)	0	
(3) Total contributions. Add lines **2a(1)(A), (B), (C),** and line **2a(2)**	2a(3)		1668727
b Earnings on investments:			
(1) Interest:			
(A) Interest-bearing cash (including money market accounts and certificates of deposit)	2b(1)(A)	0	
(B) U.S. Government securities	2b(1)(B)	0	
(C) Corporate debt instruments	2b(1)(C)	0	
(D) Loans (other than to participants)	2b(1)(D)	0	
(E) Participant loans	2b(1)(E)	17350	
(F) Other	2b(1)(F)	699	
(G) Total interest. Add lines **2b(1)(A)** through **(F)**	2b(1)(G)		18049
(2) Dividends: **(A)** Preferred stock	2b(2)(A)	0	
(B) Common stock	2b(2)(B)	0	
(C) Registered investment company shares (e.g. mutual funds)	2b(2)(C)	292398	
(D) Total dividends. Add lines **2b(2)(A)**, **(B)**, and **(C)**	2b(2)(D)		292398
(3) Rents	2b(3)		0
(4) Net gain (loss) on sale of assets: **(A)** Aggregate proceeds	2b(4)(A)	0	
(B) Aggregate carrying amount (see instructions)	2b(4)(B)	0	
(C) Subtract line **2b(4)(B)** from line **2b(4)(A)** and enter result	2b(4)(C)		0
(5) Unrealized appreciation (depreciation) of assets: **(A)** Real estate	2b(5)(A)	0	
(B) Other	2b(5)(B)	0	
(C) Total unrealized appreciation of assets. Add lines **2b(5)(A)** and **(B)**	2b(5)(C)		0

		(a) Amount	(b) Total
(6) Net investment gain (loss) from common/collective trusts	2b(6)		0
(7) Net investment gain (loss) from pooled separate accounts	2b(7)		0
(8) Net investment gain (loss) from master trust investment accounts	2b(8)		0
(9) Net investment gain (loss) from 103-12 investment entities	2b(9)		0
(10) Net investment gain (loss) from registered investment companies (e.g., mutual funds)	2b(10)		1041153
c Other income	2c		69954
d Total income. Add all **income** amounts in column (b) and enter total	2d		3090281
Expenses			
e Benefit payment and payments to provide benefits:			
(1) Directly to participants or beneficiaries, including direct rollovers	2e(1)	1779158	
(2) To insurance carriers for the provision of benefits	2e(2)	0	
(3) Other	2e(3)	0	
(4) Total benefit payments. Add lines **2e(1)** through **(3)**	2e(4)		1779158
f Corrective distributions (see instructions)	2f		
g Certain deemed distributions of participant loans (see instructions)	2g		11287
h Interest expense	2h		0
i Administrative expenses:			
(1) Salaries and allowances	2i(1)	0	
(2) Contract administrator fees	2i(2)	0	
(3) Recordkeeping fees	2i(3)	37433	
(4) IQPA audit fees	2i(4)	0	
(5) Investment advisory and investment management fees	2i(5)	48340	
(6) Bank or trust company trustee/custodial fees	2i(6)	0	
(7) Actuarial fees	2i(7)	0	
(8) Legal fees	2i(8)	0	
(9) Valuation/appraisal fees	2i(9)	0	
(10) Other trustee fees and expenses	2i(10)	0	
(11) Other expenses	2i(11)	0	
(12) Total administrative expenses. Add lines **2i(1)** through **(11)**	2i(12)		85773
j Total expenses. Add all **expense** amounts in column (b) and enter total	2j		1876218
Net Income and Reconciliation			
k Net income (loss). Subtract line **2j** from line **2d**	2k		1214063
l Transfers of assets:			
(1) To this plan	2l(1)		
(2) From this plan	2l(2)		

Part III Accountant's Opinion

3 Complete lines 3a through 3c if the opinion of an independent qualified public accountant is attached to this Form 5500. Complete line 3d if an opinion is not attached.

a The attached opinion of an independent qualified public accountant for this plan is (see instructions):

(1) [X] Unmodified **(2)** [ ] Qualified **(3)** [ ] Disclaimer **(4)** [ ] Adverse

b Check the appropriate box(es) to indicate whether the IQPA performed an ERISA section 103(a)(3)(C) audit. Check both boxes (1) and (2) if the audit was performed pursuant to both 29 CFR 2520.103-8 and 29 CFR 2520.103-12(d). Check box (3) if pursuant to neither.

(1) [X] DOL Regulation 2520.103-8 **(2)** [ ] DOL Regulation 2520.103-12(d) **(3)** [ ] neither DOL Regulation 2520.103-8 nor DOL Regulation 2520.103-12(d).

c Enter the name and EIN of the accountant (or accounting firm) below:

(1) Name: RICHEY, MAY & CO., LLP **(2)** EIN: 71-0911208

d The opinion of an independent qualified public accountant is **not attached** as part of Schedule H because:

(1) [ ] This form is filed for a CCT, PSA, DCG or MTIA. **(2)** [ ] It will be attached to the next Form 5500 pursuant to 29 CFR 2520.104-50.

Part IV Compliance Questions

4 CCTs and PSAs do not complete Part IV. MTIAs, 103-12 IEs, and GIAs do not complete lines 4a, 4e, 4f, 4g, 4h, 4k, 4m, 4n, or 5. 103-12 IEs also do not complete lines 4j and 4l. MTIAs also do not complete line 4l. DCGs do not complete lines 4e, 4f, 4k, 4l, and 5, and DCGs generally complete the rest of Part IV collectively for all plans in the DCG, except as otherwise provided (see instructions).

During the plan year:

		Yes	No	Amount
a Was there a failure to transmit to the plan any participant contributions within the time period described in 29 CFR 2510.3-102? Continue to answer "Yes" for any prior year failures until fully corrected. (See instructions and DOL's Voluntary Fiduciary Correction Program.)	**4a**		X	
b Were any loans by the plan or fixed income obligations due the plan in default as of the close of the plan year or classified during the year as uncollectible? Disregard participant loans secured by participant's account balance. (Attach Schedule G (Form 5500) Part I if "Yes" is checked.)	**4b**		X	
c Were any leases to which the plan was a party in default or classified during the year as uncollectible? (Attach Schedule G (Form 5500) Part II if "Yes" is checked.)	**4c**		X	
d Were there any nonexempt transactions with any party-in-interest? (Do not include transactions reported on line 4a. Attach Schedule G (Form 5500) Part III if "Yes" is checked.)	**4d**		X	
e Was this plan covered by a fidelity bond?	**4e**	X		500000
f Did the plan have a loss, whether or not reimbursed by the plan's fidelity bond, that was caused by fraud or dishonesty?	**4f**		X	
g Did the plan hold any assets whose current value was neither readily determinable on an established market nor set by an independent third party appraiser?	**4g**		X	
h Did the plan receive any noncash contributions whose value was neither readily determinable on an established market nor set by an independent third party appraiser?	**4h**		X	
i Did the plan have assets held for investment? (Attach schedule(s) of assets if "Yes" is checked, and see instructions for format requirements.)	**4i**	X		
j Were any plan transactions or series of transactions in excess of 5% of the current value of plan assets? (Attach schedule of transactions if "Yes" is checked and see instructions for format requirements.)	**4j**		X	
k Were all the plan assets either distributed to participants or beneficiaries, transferred to another plan, or brought under the control of the PBGC?	**4k**		X	
l Has the plan failed to provide any benefit when due under the plan?	**4l**		X	
m If this is an individual account plan, was there a blackout period? (See instructions and 29 CFR 2520.101-3.)	**4m**		X	
n If 4m was answered "Yes," check the "Yes" box if you either provided the required notice or one of the exceptions to providing the notice applied under 29 CFR 2520.101-3.	**4n**			

5a Has a resolution to terminate the plan been adopted during the plan year or any prior plan year? [ ] Yes [X] No

If "Yes," enter the amount of any plan assets that reverted to the employer this year _____.

5b If, during this plan year, any assets or liabilities were transferred from this plan to another plan(s), identify the plan(s) to which assets or liabilities were transferred. (See instructions.)

5b(1) Name of plan(s)	**5b(2)** EIN(s)	**5b(3)** PN(s)

5c Was the plan a defined benefit plan covered under the PBGC insurance program at any time during this plan year? (See ERISA section 4021 and instructions.) ..... ☐ Yes ☐ No ☐ Not determined

If "Yes" is checked, enter the My PAA confirmation number from the PBGC premium filing for this plan year _____.

SCHEDULE R (Form 5500)

Department of the Treasury
Internal Revenue Service

Department of Labor
Employee Benefits Security Administration

Pension Benefit Guaranty Corporation

Retirement Plan Information

This schedule is required to be filed under sections 104 and 4065 of the Employee Retirement Income Security Act of 1974 (ERISA) and section 6058(a) of the Internal Revenue Code (the Code).

▶ **File as an attachment to Form 5500.**

OMB No. 1210-0110

2025

This Form is Open to Public Inspection.

For calendar plan year 2025 or fiscal plan year beginning 01/01/2025 and ending 12/31/2025

A Name of plan
EXECUTECH 401(K) PLAN

B Three-digit plan number (PN) ▶ 001

C Plan sponsor's name as shown on line 2a of Form 5500
EXECUTECH UTAH, LLC

D Employer Identification Number (EIN)
87-0679653

Part I Distributions

All references to distributions relate only to payments of benefits during the plan year.

1 Total value of distributions paid in property other than in cash or the forms of property specified in the instructions **1** 0

2 Enter the EIN(s) of payor(s) who paid benefits on behalf of the plan to participants or beneficiaries during the year (if more than two, enter EINs of the two payors who paid the greatest dollar amounts of benefits):

EIN(s): 84-1455663

Profit-sharing plans, ESOPs, and stock bonus plans, skip line 3.

3 Number of participants (living or deceased) whose benefits were distributed in a single sum, during the plan year **3**

Part II Funding Information (If the plan is not subject to the minimum funding requirements of section 412 of the Internal Revenue Code or ERISA section 302, skip this Part.)

4 Is the plan administrator making an election under Code section 412(d)(2) or ERISA section 302(d)(2)? ..... ☐ **Yes** ☐ **No** ☐ **N/A**

If the plan is a defined benefit plan, go to line 8.

5 If a waiver of the minimum funding standard for a prior year is being amortized in this plan year, see instructions and enter the date of the ruling letter granting the waiver. **Date:** Month _____ Day _____ Year _____

If you completed line 5, complete lines 3, 9, and 10 of Schedule MB and do not complete the remainder of this schedule.

6 **a** Enter the minimum required contribution for this plan year (include any prior year accumulated funding deficiency not waived) **6a**

b Enter the amount contributed by the employer to the plan for this plan year **6b**

c Subtract the amount in line 6b from the amount in line 6a. Enter the result (enter a minus sign to the left of a negative amount) **6c**

If you completed line 6c, skip lines 8 and 9.

7 Will the minimum funding amount reported on line 6c be met by the funding deadline? ..... ☐ **Yes** ☐ **No** ☐ **N/A**

8 If a change in actuarial cost method was made for this plan year pursuant to a revenue procedure or other authority providing automatic approval for the change or a class ruling letter, does the plan sponsor or plan administrator agree with the change? ..... ☐ **Yes** ☐ **No** ☐ **N/A**

Part III Amendments

9 If this is a defined benefit pension plan, were any amendments adopted during this plan year that increased or decreased the value of benefits? If yes, check the appropriate box. If no, check the "No" box. ..... ☐ **Increase** ☐ **Decrease** ☐ **Both** ☐ **No**

Part IV ESOPs (see instructions). If this is not a plan described under section 409(a) or 4975(e)(7) of the Internal Revenue Code, skip this Part.

10 Were unallocated employer securities or proceeds from the sale of unallocated securities used to repay any exempt loan? ..... ☐ **Yes** ☐ **No**

11 **a** Does the ESOP hold any preferred stock? ..... ☐ **Yes** ☐ **No**

b If the ESOP has an outstanding exempt loan with the employer as lender, is such loan part of a "back-to-back" loan? (See instructions for definition of "back-to-back" loan.) ..... ☐ **Yes** ☐ **No**

12 Does the ESOP hold any stock that is not readily tradable on an established securities market? ..... ☐ **Yes** ☐ **No**

Part V Additional Information for Multiemployer Defined Benefit Pension Plans

13 Enter the following information for each employer that (1) contributed more than 5% of total contributions to the plan during the plan year or (2) was one of the top-ten highest contributors (measured in dollars). See instructions. *Complete as many entries as needed to report all applicable employers.*

a Name of contributing employer

b EIN **c** Dollar amount contributed by employer

d Date collective bargaining agreement expires *(If employer contributes under more than one collective bargaining agreement, check box* ☐ *and see instructions regarding required attachment. Otherwise, enter the applicable date.)* Month _____ Day _____ Year _____

e Contribution rate information *(If more than one rate applies, check this box* ☐ *and see instructions regarding required attachment. Otherwise, complete lines 13e(1) and 13e(2).)*
(1) Contribution rate (in dollars and cents) _____
(2) Base unit measure: ☐ Hourly ☐ Weekly ☐ Unit of production ☐ Other (specify):

---

a Name of contributing employer

b EIN **c** Dollar amount contributed by employer

d Date collective bargaining agreement expires *(If employer contributes under more than one collective bargaining agreement, check box* ☐ *and see instructions regarding required attachment. Otherwise, enter the applicable date.)* Month _____ Day _____ Year _____

e Contribution rate information *(If more than one rate applies, check this box* ☐ *and see instructions regarding required attachment. Otherwise, complete lines 13e(1) and 13e(2).)*
(1) Contribution rate (in dollars and cents) _____
(2) Base unit measure: ☐ Hourly ☐ Weekly ☐ Unit of production ☐ Other (specify): _____

---

a Name of contributing employer

b EIN **c** Dollar amount contributed by employer

d Date collective bargaining agreement expires *(If employer contributes under more than one collective bargaining agreement, check box* ☐ *and see instructions regarding required attachment. Otherwise, enter the applicable date.)* Month _____ Day _____ Year _____

e Contribution rate information *(If more than one rate applies, check this box* ☐ *and see instructions regarding required attachment. Otherwise, complete lines 13e(1) and 13e(2).)*
(1) Contribution rate (in dollars and cents) _____
(2) Base unit measure: ☐ Hourly ☐ Weekly ☐ Unit of production ☐ Other (specify): _____

---

a Name of contributing employer

b EIN **c** Dollar amount contributed by employer

d Date collective bargaining agreement expires *(If employer contributes under more than one collective bargaining agreement, check box* ☐ *and see instructions regarding required attachment. Otherwise, enter the applicable date.)* Month _____ Day _____ Year _____

e Contribution rate information *(If more than one rate applies, check this box* ☐ *and see instructions regarding required attachment. Otherwise, complete lines 13e(1) and 13e(2).)*
(1) Contribution rate (in dollars and cents) _____
(2) Base unit measure: ☐ Hourly ☐ Weekly ☐ Unit of production ☐ Other (specify): _____

---

a Name of contributing employer

b EIN **c** Dollar amount contributed by employer

d Date collective bargaining agreement expires *(If employer contributes under more than one collective bargaining agreement, check box* ☐ *and see instructions regarding required attachment. Otherwise, enter the applicable date.)* Month _____ Day _____ Year _____

e Contribution rate information *(If more than one rate applies, check this box* ☐ *and see instructions regarding required attachment. Otherwise, complete lines 13e(1) and 13e(2).)*
(1) Contribution rate (in dollars and cents) _____
(2) Base unit measure: ☐ Hourly ☐ Weekly ☐ Unit of production ☐ Other (specify): _____

---

a Name of contributing employer

b EIN **c** Dollar amount contributed by employer

d Date collective bargaining agreement expires *(If employer contributes under more than one collective bargaining agreement, check box* ☐ *and see instructions regarding required attachment. Otherwise, enter the applicable date.)* Month _____ Day _____ Year _____

e Contribution rate information *(If more than one rate applies, check this box* ☐ *and see instructions regarding required attachment. Otherwise, complete lines 13e(1) and 13e(2).)*
(1) Contribution rate (in dollars and cents) _____
(2) Base unit measure: ☐ Hourly ☐ Weekly ☐ Unit of production ☐ Other (specify): _____

14 Enter the number of deferred vested and retired participants (inactive participants), as of the beginning of the plan year, whose contributing employer is no longer making contributions to the plan for:

a The current plan year. Check the box to indicate the counting method used to determine the number of inactive participants: ☐ last contributing employer ☐ alternative ☐ reasonable approximation (see instructions for required attachment)	**14a**	
b The plan year immediately preceding the current plan year. ☐ Check the box if the number reported is a change from what was previously reported (see instructions for required attachment)	**14b**	
c The second preceding plan year. ☐ Check the box if the number reported is a change from what was previously reported (see instructions for required attachment)	**14c**	

15 Enter the ratio of the number of participants under the plan on whose behalf no employer had an obligation to make an employer contribution during the current plan year to:

a The corresponding number for the plan year immediately preceding the current plan year	**15a**	
b The corresponding number for the second preceding plan year	**15b**	

16 Information with respect to any employers who withdrew from the plan during the preceding plan year:

a Enter the number of employers who withdrew during the preceding plan year	**16a**	
b If line 16a is greater than 0, enter the aggregate amount of withdrawal liability assessed or estimated to be assessed against such withdrawn employers	**16b**	

17 If assets and liabilities from another plan have been transferred to or merged with this plan during the plan year, check box and see instructions regarding supplemental information to be included as an attachment ☐

Part VI Additional Information for Single-Employer and Multiemployer Defined Benefit Pension Plans

18 If any liabilities to participants or their beneficiaries under the plan as of the end of the plan year consist (in whole or in part) of liabilities to such participants and beneficiaries under two or more pension plans as of immediately before such plan year, check box and see instructions regarding supplemental information to be included as an attachment ☐

19 If the total number of participants is 1,000 or more, complete lines (a) and (b):

a Enter the percentage of plan assets held as:
Public Equity: _____% Private Equity: _____% Investment-Grade Debt and Interest Rate Hedging Assets: _____%
High-Yield Debt: _____% Real Assets: _____% Cash or Cash Equivalents: _____% Other: _____%

b Provide the average duration of the Investment-Grade Debt and Interest Rate Hedging Assets:
☐ 0-5 years ☐ 5-10 years ☐ 10-15 years ☐ 15 years or more

20 **PBGC missed contribution reporting requirements.** If this is a multiemployer plan or a single-employer plan that is not covered by PBGC, skip line 20.

a Is the amount of unpaid minimum required contributions for all years from Schedule SB (Form 5500) line 40 greater than zero? ☐ Yes ☐ No

b If line 20a is "Yes," has PBGC been notified as required by ERISA sections 4043(c)(5) and/or 303(k)(4)? Check the applicable box:

☐ Yes.

☐ No. Reporting was waived under 29 CFR 4043.25(c)(2) because contributions equal to or exceeding the unpaid minimum required contribution were made by the 30th day after the due date.

☐ No. The 30-day period referenced in 29 CFR 4043.25(c)(2) has not yet ended, and the sponsor intends to make a contribution equal to or exceeding the unpaid minimum required contribution by the 30th day after the due date.

☐ No. Other. Provide explanation._____

Part VII IRS Compliance Questions

21a Does the plan satisfy the coverage and nondiscrimination tests of Code sections 410(b) and 401(a)(4) by combining this plan with any other plans under the permissive aggregation rules? ☐ Yes ☒ No

21b If this is a Code section 401(k) plan, check all boxes that apply to indicate how the plan is intended to satisfy the nondiscrimination requirements for employee deferrals and employer matching contributions (as applicable) under Code sections 401(k)(3) and 401(m)(2).

☐ Design-based safe harbor method

☐ "Prior year" ADP test

☐ "Current year" ADP test

☐ N/A

22 If the plan sponsor is an adopter of a pre-approved plan that received a favorable IRS Opinion Letter, enter the date of the Opinion Letter 11 / 14 / 2022 (MM/DD/YYYY) and the Opinion Letter serial number Q702518A .

Executech 401(k) Plan

Financial Statements and Supplemental Schedules
As of December 31, 2025 and 2024
and for the Year Ended December 31, 2025

Contents

	Page
Independent Auditors' Report	3
Financial Statements	
Statements of Net Assets Available for Benefits	7
Statement of Changes in Net Assets Available for Benefits	8
Notes to Financial Statements	9
Supplemental Schedules	
Schedule 1 - Schedule H, Line 4i - Schedule of Assets (Held at End of Year) December 31, 2025	13
Schedule 2 - Schedule H, Line 4a - Schedule of Delinquent Participant Contributions December 31, 2025	14

RICHEY MAY
RICHEY, MAY & CO., LLP

Independent Auditors' Report

To the Participants and Board of Trustees
Executech 401(k) Plan
Salt Lake City, Utah

Scope and Nature of the ERISA Section 103(a)(3)(C) Audits

We have performed audits of the financial statements of Executech 401(k) Plan (the Plan), an employee benefit plan subject to the Employee Retirement Income Security Act of 1974 (ERISA), as permitted by ERISA Section 103(a)(3)(C). The financial statements comprise the statements of net assets available for benefits as of December 31, 2025 and 2024, and the related statement of changes in net assets available for benefits for the year ended December 31, 2025, and the related notes to the financial statements.

Management, having determined it is permissible in the circumstances, has elected to have the audits of the Plan's financial statements performed in accordance with ERISA Section 103(a)(3)(C) pursuant to 29 CFR 2520.103-8 of the Department of Labor's (DOL) Rules and Regulations for Reporting and Disclosure under ERISA (ERISA Section 103(a)(3)(C) audit). As permitted by ERISA Section 103(a)(3)(C), our audits need not extend to any statements or information related to assets held for investment of the Plan (investment information) by a bank or similar institution or insurance carrier that is regulated, supervised, and subject to periodic examination by a state or federal agency (qualified institution), provided that the investment information is prepared and certified to by the qualified institution in accordance with 29 CFR 2520.103-5 of the DOL's Rules and Regulations for Reporting and Disclosure under ERISA.

Management has obtained a certification from a qualified institution as of December 31, 2025 and 2024, and for the year ended December 31, 2025, stating that the certified investment information, as described in Note 4 to the financial statements, is complete and accurate.

Opinion

In our opinion, based on our audits and the procedures performed as described in the Auditors' Responsibilities for the Audits of the Financial Statements section of our report:

- the amounts and disclosures in the accompanying financial statements, other than those agreed to or derived from the certified investment information, are presented fairly, in all material respects, in accordance with accounting principles generally accepted in the United States of America (GAAP); and
- the certified investment information in the accompanying financial statements agrees to, or is derived from, in all material respects, the information prepared and certified by a qualified institution that management determined meets the requirements of ERISA Section 103(a)(3)(C).

Basis for Opinion

We conducted our audits in accordance with auditing standards generally accepted in the United States of America (GAAS). Our responsibilities under those standards are further described in the Auditors' Responsibilities for the Audits of the Financial Statements section of our report. We are required to be independent of the Plan and to meet our other ethical responsibilities, in accordance with the relevant ethical requirements relating to our audits. We believe that the audit evidence we have obtained is sufficient and appropriate to provide a basis for our ERISA Section 103(a)(3)(C) audit opinion.

Responsibilities of Management for the Financial Statements

Management is responsible for the preparation and fair presentation of the financial statements in accordance with GAAP, and for the design, implementation, and maintenance of internal control relevant to the preparation and fair presentation of financial statements that are free from material misstatement, whether due to fraud or error. Management's election of the ERISA Section 103(a)(3)(C) audits does not affect management's responsibility for the financial statements.

In preparing the financial statements, management is required to evaluate whether there are conditions or events, considered in the aggregate, that raise substantial doubt about the Plan's ability to continue as a going concern within one year after the date that the financial statements are issued or available to be issued.

Management is responsible for maintaining a current plan instrument, including all plan amendments. Management is also responsible for administering the Plan and determining that the Plan's transactions that are presented and disclosed in the financial statements are in conformity with the Plan's provisions, including maintaining sufficient records with respect to each of the participants, to determine the benefits due or which may become due to such participants.

Auditors' Responsibilities for the Audits of the Financial Statements

Except as described in the Scope and Nature of the ERISA Section 103(a)(3)(C) Audits section of our report, our objectives are to obtain reasonable assurance about whether the financial statements as a whole are free from material misstatement, whether due to fraud or error, and to issue an auditors' report that includes our opinion. Reasonable assurance is a high level of assurance but is not absolute assurance and therefore is not a guarantee that an audit conducted in accordance with GAAS will always detect a material misstatement when it exists. The risk of not detecting a material misstatement resulting from fraud is higher than for one resulting from error, as fraud may involve collusion, forgery, intentional omissions, misrepresentations, or the override of internal control. Misstatements are considered material if, there is a substantial likelihood that, individually or in the aggregate, they would influence the judgment made by a reasonable user based on the financial statements.

In performing an audit in accordance with GAAS, we:

- Exercise professional judgment and maintain professional skepticism throughout the audit.
- Identify and assess the risks of material misstatement of the financial statements, whether due to fraud or error, and design and perform audit procedures responsive to those risks. Such procedures include examining, on a test basis, evidence regarding the amounts and disclosures in the financial statements.

- Obtain an understanding of internal control relevant to the audit in order to design audit procedures that are appropriate in the circumstances, but not for the purpose of expressing an opinion on the effectiveness of the Plan's internal control. Accordingly, no such opinion is expressed.
- Evaluate the appropriateness of accounting policies used and the reasonableness of significant accounting estimates made by management, as well as evaluate the overall presentation of the financial statements.
- Conclude whether, in our judgment, there are conditions or events, considered in the aggregate, that raise substantial doubt about the Plan's ability to continue as a going concern for a reasonable period of time.

Our audits did not extend to the certified investment information, except for obtaining and reading the certification, comparing the certified investment information with the related information presented and disclosed in the financial statements, and reading the disclosures relating to the certified investment information to assess whether they are in accordance with the presentation and disclosure requirements of GAAP.

Accordingly, the objective of an ERISA Section 103(a)(3)(C) audit is not to express an opinion about whether the financial statements as a whole are presented fairly, in all material respects, in accordance with GAAP.

We are required to communicate with those charged with governance regarding, among other matters, the planned scope and timing of the audits, significant audit findings, and certain internal control-related matters that we identified during the audits.

Other Matter - Supplemental Schedules Required by ERISA

The supplemental schedule (Schedule 1 & 2) are presented for purposes of additional analysis and are not a required part of the financial statements but is supplementary information required by the DOL's Rules and Regulations for Reporting and Disclosure under ERISA. Such information is the responsibility of management and was derived from and relates directly to the underlying accounting and other records used to prepare the financial statements. The information included in the supplemental schedules, other than that agreed to or derived from the certified investment information, has been subjected to auditing procedures applied in the audit of the financial statements and certain additional procedures, including comparing and reconciling such information directly to the underlying accounting and other records used to prepare the financial statements or to the financial statements themselves, and other additional procedures in accordance with GAAS. For information included in the supplemental schedules that agreed to or is derived from the certified investment information, we compared such information to the related certified investment information.

In forming our opinion on the supplemental schedules, we evaluated whether the supplemental schedules, other than the information agreed to or derived from the certified investment information, including its form and content, is presented in conformity with the DOL's Rules and Regulations for Reporting and Disclosure under ERISA.

In our opinion:

- the form and content of the supplemental schedules, other than the information in the supplemental schedules that agreed to or is derived from the certified investment information, is presented, in all material respects, in conformity with the DOL's Rules and Regulations for Reporting and Disclosure under ERISA.
- the certified investment information in the supplemental schedules agrees to, or is derived from, in all material respects, the information prepared and certified by a qualified institution that management determined meets the requirements of ERISA Section 103(a)(3)(C).

Richey, May & Co., LLP

Salt Lake City, Utah
August 17, 2026

Executech 401(k) Plan
Statements of Net Assets Available for Benefits

	December 31, 2025	December 31, 2024
Assets:		
Investments at fair value:		
Mutual funds	$ 9,396,576	$ 8,131,411
Common collective trusts	52,313	81,865
Total investments	9,448,889	8,213,276
Notes receivable from participants	169,763	191,313
Total receivables	169,763	191,313
Total assets	9,618,652	8,404,589
Net assets available for benefits	$ 9,618,652	$ 8,404,589

The accompanying notes are an integral part of the financial statements.

Executech 401(k) Plan
Statement of Changes in Net Assets Available for Benefits

	Year ended December 31, 2025
Additions:	
Investment income:	
Net appreciation in fair value of investments	$ 1,111,107
Interest income	292,398
Total net investment income	1,403,505
Interest income on notes receivable from participants	18,049
Contributions:	
Participant	933,222
Employer	434,352
Rollover	301,153
Total contributions	1,668,727
Total additions	3,090,281
Deductions:	
Benefits paid to participants	1,779,158
Deemed distributions	11,287
Administrative expenses	85,773
Total deductions	1,876,218
Net increase in net assets available for benefits	1,214,063
Net assets available for benefits:	
Beginning of the year	8,404,589
End of the year	$ 9,618,652

The accompanying notes are an integral part of the financial statements.

Executech 401(k) Plan
Notes to Financial Statements

Note 1 – Description of Plan

The following description of the Executech (the Sponsor) 401(k) Plan (the Plan) provides only general information. Participants should refer to the Plan agreement for a more complete description of the Plan's provisions.

General
The Plan is a defined contribution plan covering all full-time employees of the Sponsor who have 2 months of service and have attained age 21. It is subject to the provisions of the Employee Retirement Income Security Act of 1974 (ERISA).

Contributions
Each year, participants may contribute up to 100% of pretax annual compensation, as defined in the Plan. The Sponsor makes matching contributions equal to 100% of the first 3% of annual compensation that a participant contributes to the Plan, followed by 50% of the next 2%. The Sponsor may make discretionary profit sharing contributions at the option of the Sponsor's board of directors.

Participant Accounts
Each participant's account is credited with the participant's contributions and allocations of (a) the Sponsor's contributions and, (b) Plan earnings (losses), and charged with an allocation of administrative expenses. Allocations are based on participant earnings or account balances, as defined. The benefit to which a participant is entitled is the benefit that can be provided from the participant's vested account.

Vesting
Participants are immediately vested in their deferral contributions, plus actual earnings thereon. Vesting for the remainder of their accounts is as follows:

Years of service	Vested
Less than one year	0%
At least one year	33%
At least two years	66%
At least three years	100%

Payment of Benefits
On termination of service due to death, disability, or retirement, a participant may elect to receive either a lump-sum amount equal to the value of the participant's vested interest in his or her account, or a partial withdrawal. For termination of service due to other reasons, a participant may receive the value of the vested interest in his or her account as a lump-sum distribution.

Notes Receivable from Participants
Participants may borrow from their fund accounts a minimum of $1,000 up to a maximum equal to the lesser of $50,000 or 50% of their account balance. The loans are secured by the balance in the participant's account and bear interest at a rate commensurate with local prevailing rates as determined by the plan administrator.

Forfeited Accounts
The forfeited accounts of non-vested terminated participants may be used to pay administrative expenses. At December 31, 2025, there was $24,870 in account forfeitures.

Administrative Expenses
Significant administrative expenses of the Plan related to the third party administrator are paid by the Sponsor. Additional administrative expenses charged by the plan custodian and investment advisor are paid by the Plan.

Note 2 – Summary of Significant Accounting Policies

Basis of Accounting
The Plan's financial statements are presented on the accrual basis of accounting in accordance with generally accepted accounting principles.

Use of Estimates
The preparation of financial statements in conformity with accounting principles generally accepted in the United States of America requires the plan administrator to make estimates and assumptions that affect certain reported amounts and disclosures. Actual results could differ from those estimates.

Investment Valuation
Investments are reported at fair value. Fair value is based on quoted prices for identical assets in active markets. Purchases and sales of securities are recorded on a trade-date basis. Dividends are recorded on the ex-dividend date.

Payment of Benefits
Benefits are recorded when paid by the Plan.

Notes Receivable from Participants
Notes receivable from participants are reported at their unpaid principal balances plus any accrued but unpaid interest. Interest income is recorded on the accrual basis. Related fees are charged directly to the borrowing participant's account and are included in administrative expenses when incurred. Delinquent notes receivable from participants are recorded as a distribution based upon the terms of the Plan document. Management of the Plan estimates that these notes are fully collectible and therefore has no reserve for bad debt.

Concentrations of Credit Risk
Financial instruments, which potentially subject the Plan to concentrations of credit risk, consist primarily of marketable securities. Marketable securities are subject to daily changes in market valuations. The Plan has not experienced any losses in such accounts and believes it is not exposed to any significant credit risk on cash and cash funds.

Subsequent Events
Management of the Plan has evaluated subsequent events through August 17, 2026, which is also the date the financial statements were available to be issued. No subsequent events were noted during this evaluation that require recognition or disclosure in these financial statements.

Note 3 – Fair Value Measurements

The Plan discloses and recognizes the fair value of its assets and liabilities in accordance with Accounting Standards Codification (ASC) 820, Fair Value Measurement and Disclosures (ASC 820) which among other things, defines fair value and provides enhanced disclosures about investments that are measured and reported at fair value. ASC 820 establishes a hierarchal disclosure framework, which prioritizes and ranks the level of market price observability used

in measuring investments at fair value. A number of factors, including the type of investment and the characteristics specific to the investment, impact market price observability. Investments with readily available active quoted prices generally will have a higher degree of market price observability and a lesser degree of judgment used in measuring fair value.

Investments measured and reported at fair value are classified and disclosed in one of the following categories:

- Level 1 inputs, which have the highest priority, are quoted prices for identical assets in active markets.
- Level 2 inputs are observable inputs other than quoted prices included in Level 1, such as quoted prices for similar assets in active markets or quoted prices for identical or similar assets in markets that are not active.
- Level 3 inputs, which have the lowest priority, are unobservable inputs that reflect the Plan's own assumptions, consistent with reasonably available assumptions made by other market participants.

Inputs are used in applying the various valuation techniques and broadly refer to the assumptions that market participants use to make valuation decisions, including assumptions about risk. Inputs may include price information, volatility statistics, specific and broad credit data, liquidity statistics, and other factors. An investment's level within the fair value hierarchy is based on the lowest level of any input that is significant to the fair value measurement.

The following is a description of the valuation methodologies used for investments measured at fair value, including the general classification of such instruments pursuant to the valuation hierarchy:

Mutual Funds - These investments are valued at the net asset value (NAV) of shares held by the fund based on closing prices reported in an active market and classified within Level 1 of the valuation hierarchy. The investments can be redeemed on a daily basis and there is no restriction on redemption.

The fair value measurements for the Plan's investments are as follows:

2025	**Fair value**	**Level 1**	**Level 2**	**Level 3**
Mutual funds	$ 9,396,576	$ 9,396,576	$ -	$ -
Total assets in fair value hierarchy	9,396,576	$ 9,396,576	$ -	$ -
Collective trust funds *	52,313			
Investments at fair value	$ 9,448,889			

2024	**Fair value**	**Level 1**	**Level 2**	**Level 3**
Mutual funds	$ 8,131,411	$ 8,131,411	$ -	$ -
Total assets in fair value hierarchy	8,131,411	$ 8,131,411	$ -	$ -
Collective trust funds *	81,865			
Investments at fair value	$ 8,213,276			

* These investments are valued based on the net asset value (NAV) per unit, as provided by the trustee of the fund as a practical expedient, and have not been classified in the fair value hierarchy. The fair value amounts are proved to reconcile to the statement of net assets available for benefits.

Note 4 – Certified Information

Certain information related to investments and notes receivable from participants disclosed in the accompanying financial statements and ERISA required supplemental schedule, including investments and notes receivable from participants held at December 31, 2025 and 2024, and net appreciation in fair value of investments, interest and dividend income for the year ended December 31, 2025, was obtained by management and agreed to or derived from information certified as complete and accurate by Empower Trust Company (the trustee of the Plan).

Note 5 – Plan Termination

Although it has not expressed any intent to do so, the Sponsor has the right under the Plan to discontinue its contributions at any time and to terminate the Plan subject to the provisions of ERISA. In the event of Plan termination, participants would become 100% vested in their employer contributions.

Note 6 – Income Tax Status

The Plan participates in a prototype plan sponsored by Automatic Data Processing, Inc. (ADP). The Internal Revenue Service has determined and informed ADP by a letter dated October 6, 2020, that the Plan and related trust are designed in accordance with applicable sections of the Internal Revenue Code. The Plan has not obtained a separate determination letter from the Internal Revenue Service. Although the Plan has been amended since the date of the determination letter received by ADP, the plan administrator and the Plan's tax counsel believe that the Plan is designed and is currently being operated in accordance with the requirements to qualify for tax-exempt status.

Note 7 – Risks and Uncertainties

The Plan invests in various securities. Investment securities are exposed to various risks such as interest rate, market, and credit risks. Due to the level of risk associated with certain investment securities, it is at least reasonably possible that changes in the values of investment securities will occur in the near term and that such changes could materially affect participants' account balances and the amounts reported in the statements of net assets available for benefits.

Note 8 – Party-in-Interest Transactions

Notes receivable from participants represent party-in-interest transactions. Fees paid by the Plan for recordkeeping investment management services amounted to $85,773 for the year ended December 31, 2025. These party-in-interest transactions are exempt from the prohibited transactions rules of ERISA.

Executech 401(k) Plan
EIN #87-0679653 – Plan #001
Schedule 1 – Schedule H, Line 4i – Schedule of Assets
(Held at End of Year)

December 31, 2025

(a)	(b) Identity of issuer, borrower, lessor or similar party	(c) Description of investment including maturing date, rate of interest, collateral and par or maturity value	(d) Cost	(e) Current value
	Mutual funds			
	American Funds	American Balanced R6	**	$ 23,739
	American Funds	New World R6	**	5,449
	BlackRock	40/60 Target Allocation K	**	31,178
	BlackRock	60/40 Target Allocation K	**	10,527
	BlackRock	80/20 Target Allocation K	**	34,050
	DFA	US Small Cap Growth Instl	**	38,619
	Fidelity	500 Index	**	794,496
	Fidelity	Advisor Strategic Income Z	**	3,863
	Fidelity	Freedom Index 2015 Instl Prem	**	9,787
	Fidelity	Freedom Index 2025 Instl Prem	**	916,399
	Fidelity	Freedom Index 2030 Instl Prem	**	721,282
	Fidelity	Freedom Index 2035 Instl Prem	**	1,333,381
	Fidelity	Freedom Index 2040 Instl Prem	**	877,217
	Fidelity	Freedom Index 2045 Instl Prem	**	1,221,864
	Fidelity	Freedom Index 2050 Instl Prem	**	1,205,436
	Fidelity	Freedom Index 2055 Instl Prem	**	1,106,243
	Fidelity	Freedom Index 2060 Instl Prem	**	352,247
	Fidelity	Freedom Index 2065 Instl Prem	**	97,816
	Fidelity	Mid Cap Index	**	63,120
	Fidelity	Small Cap Index	**	16,013
	Franklin	High Income R6	**	630
	JPMorgan	Large Cap Growth R6	**	443,129
	JPMorgan	Mid Cap Growth R6	**	51,581
	MassMutual	Overseas I	**	22,574
	T. Rowe	Price Mid-Cap Value I	**	12,718
	T. Rowe	Price Value I	**	3,218
	Fixed annuities			
*	Empower Fixed Account	Series Class I	**	52,313
*	**Participant loans**	Interest rate 4.25% - 9.50%		169,763
				$ 9,618,652

* Denotes party-in-interest

** Cost information is not required for participant-direct investments

See independent auditors' report.

Executech 401(k) Plan
EIN #87-0679653 – Plan #001
Schedule 2 – Schedule H, Line 4a – Schedule of Delinquent Participant Contributions

December 31, 2025

		Nonexempt prohibited transactions			
Participant contributions transferred late to plan	**Late participant loan payments are included**	**Contributions not corrected**	**Contributions corrected outside VFCP**	**Contributions pending correction in VFCP**	**Total fully corrected under VFCP and PTE 2002-51**
$ 165,162	☐	$ -	$ -	$ -	$ 165,162

See independent auditors' report.

July 13, 2026

Plan Number: 531182-01
Plan Name: Executech 401(k) Plan

Enclosed is your Plan Summary for the period January 1, 2025 through December 31, 2025. Included are the following reports:

Summary Reports

Account Summary - A summary of plan transactions and balances.

Participant Summary by Investment Option - A summary of participant activity reported by fund, in dollars and units/shares.

Fair Value Measurements for FASB ASC 820 - A summary of investment-related information to assist in meeting the FASB ASC 820 reporting requirements (applicable only to large plan Form 5500 filers).

Participant Summary by Investment Option and Money Source - A summary of participant activity reported by money source and fund, in dollars and units/shares.

Forfeiture/Asset Holding Account - Forfeiture and/or asset holding account balances and activity.

Transaction Reports

Contributions - May include payroll deposits and/or loan repayments.

Additional Deposits - May include provider transfers, rollovers, conversions, forfeiture reallocation and mergers.

Additional Activity - May include beginning balance conversions and/or adjustments to earnings, fees and expenses.

Refunds - Plan and/or participant refund activity.

Withdrawals - Participant distribution activity.

Fees/Withdrawal Charges - Participant Fee and/or Withdrawal Charge activity.

Participant Reports

Loan Summary - Participant loan information, balances and activity.

Deemed Distributed Loans - Participant deemed distributed loan information, balances along with deemed and active loan summary.

Summary by Participant - Participant investment account balances and activity.

Supplemental Reports

Realized and Unrealized Gains/(Losses) - A summary of the realized and unrealized gains and/or losses, reported by fund and based upon the market value at the beginning of the period.

Assets Acquired and Disposed of in the Plan Year - Reports applicable investment assets that were both acquired and disposed of within the plan year. Part of the Assets Held reporting requirement for Schedule H, 4i.

Assets Held for Investment Purposes - Reports investment assets held by the plan on the last day of the plan year. Required information if Schedule H, 4i has been answered as yes.

Transactions for Review (5% Reportable) - Reports all transactions to assist in determining reportable transactions. Note: current 5500 filing instructions do not require this information for certain participant directed transactions.

Information for Completing Form 5500 Schedule A, C, D, H and I - Provides information required to complete the Schedule A, C, D, H and I attachments to the Form 5500.

Information for Completing Form 8955-SSA - Provides information to complete Form 8955-SSA that is required to be filed with the IRS.

July 13, 2026

Dear Recipient:

RE: 531182-01 Executech 401(k) Plan

Plan Year Ending December 31, 2025

Enclosed please find a Summary Report for Executech 401(k) Plan to assist in the preparation of annual reporting requirements.

We hereby certify that the statement of transactions and list of securities, which are being furnished pursuant to 29 C.F.R. 2520.103-5(c) are complete and accurate. This information has been prepared on a cash basis method of accounting. During this Plan Year the sales and purchase transactions were conducted using the appropriate market values.

For Plans that invest in certain trusts or separate accounts that file as a Direct Filing Entity, a filing pursuant to 29 C.F.R. 2520.103-9 will be made for the trusts or separate accounts for the year ending December 31, 2025, on or before the filing due date for such accounts in accordance with the Form 5500 filing instructions.

If you have any questions on the information included please contact Plan Services at 1-877-694-4015.

Sincerely,

Hugo Breton
SVP Transformation & Plan Services

If the Plan utilizes an insurance product and the contract was sold in a state other than New York, this certification is provided by Empower Annuity Insurance Company of America (EAICA). If trustee or custodial services are provided by Empower Trust Company, LLC, this certification is provided by Empower Trust Company, LLC. If trustee or custodial services are provided along with an insurance product, this certification is provided by both EAICA and Empower Trust Company, LLC. If the Plan utilizes an insurance product and the contract was issued by Empower Annuity Insurance Company (EAIC), any applicable certification is being provided to you by EAIC.

Empower refers to the products and services offered by Empower Annuity Insurance Company of America and its subsidiaries, including Empower Retirement, LLC and Empower Annuity Insurance Company.

FAIR VALUE INFORMATION NOTICE FOR PLAN NUMBER 531182-01

SOP 94-4-1 reporting is required for large plan filings (generally defined as plans with more than 100 participants at the beginning of the plan year) which are required to file a Schedule H and where independent audits are required to be performed.

The values reported in this annual plan summary are contract values.

The **Empower Fixed Account - Series Class I** in your plan is benefit responsive for participant-initiated transactions. However SOP 94-4-1 includes a definition of benefit responsiveness that pertains to benefit responsiveness at the plan level .Your contract may not be considered fully benefit responsive at the plan level based upon this definition. The definition is as follows:

An event that limits the ability of the plan to transact at contract value with the issuer (for example, premature termination of the contracts by the plan, plant closings, layoffs, plan termination, bankruptcy, mergers, and early retirement incentives) and that also limits the ability of the plan to transact at contract value with the participants in the plan must be probable of not occurring.

You have a provision in your investment contract that prevents the immediate and full payout of the contract value for plan-initiated transactions. Because of this definition, it is our opinion that the plan must determine which benefit responsive provisions are appropriate for the plan.

If you determine that your investment contract is benefit responsive, you will need to provide the following disclosures on your financial statements:

1) A general description of how the investment contract operates - please refer to your contract for this information. The methodology for calculating interest crediting rate - please use the following:

The **Empower Fixed Account - Series Class I** is a general account product. The methodology for calculating the interest crediting rate is based on the earnings of the underlying assets in the entire medium-long term new portfolio compared to the minimum interest crediting rate, as stated in the contract, and prevailing market conditions. Interest crediting rate is reset quarterly.

2) The average yield earned by the fund - please use the following:

The average yield earned by the plan for the benefit responsive fund can be derived by averaging the quarterly gross interest rates for the fund over the year. The average for 2025 is 1.45%

3) The actual average yield earned by the plan for the benefit responsive fund - this can be derived by averaging the plan's quarterly interest rates. That average for 2025 is 1.45%

4) A description of the events that limit the fund's ability to transact at contract value - please refer to your contract for this information.

5) A description of the events that permit the issuer to terminate the contract - please refer to your contract for this information.

If you determine that your contract is not benefit responsive, you will need to report the Fair Value of the investment contract on your financial statements. Using a discounted cash flow valuation methodology where the interest rate for this portfolio investment contract is reset at least as frequently as annually, Fair Value of the investment contract, prior to contract termination, equals the Contract Value (Ending Balance) presented in your Annual Plan Summary.

SUMMARY REPORTS

ACCOUNT SUMMARY

Executech 401(k) Plan
01-JAN-25 to 31-DEC-25

ACCOUNT BALANCE AS OF JANUARY 1, 2025 — 0.00

PARTICIPANT ACCOUNT SUMMARY

Beginning Balance	0.00	
Contributions/Deposits	1,438,612.57	
Additional Deposits	8,489,948.72	
Transfers In	23,602,606.47	
Interest/Dividends	292,708.05	
Change in Value	1,041,152.86	
Transfers Out	(23,602,606.47)	
Fees	(33,283.63)	
Withdrawals	(1,805,119.41)	
ENDING PARTICIPANT BALANCE		**9,424,019.16**

FORFEITURE/ASSET HOLDING ACCOUNT SUMMARY

Beginning Balance	0.00	
Transfers In	8,262,290.83	
Interest/Dividends	389.31	
Transfers Out	(8,237,810.28)	
ENDING FORFEITURE/ASSET HOLDING BALANCE		**24,869.86**

ACCOUNT BALANCE AS OF DECEMBER 31, 2025 — 9,448,889.02

PARTICIPANT LOAN ACCOUNT SUMMARY

Beginning Balance	0.00	
(Refinanced)/Loans Issued	78,035.14	
Transferred Loans	212,926.79	
Interest Assessed	17,462.57	
Loan Payments	(71,037.96)	
Distributed Loans	(56,336.69)	
ENDING OUTSTANDING LOAN BALANCE		**181,049.85**

TOTAL PLAN ASSETS AS OF DECEMBER 31, 2025 — 9,629,938.87

DEEMED DISTRIBUTED LOAN SUMMARY

DEEMED DISTRIBUTED LOAN SUMMARY	**11,286.52**
NET FORM 5500 REPORTING BALANCE	**9,618,652.35**

PARTICIPANT SUMMARY BY INVESTMENT OPTION

Executech 401(k) Plan

01-JAN-25 to 31-DEC-25

SUMMARY OF DOLLAR ACTIVITY

INVESTMENT OPTION	BEGINNING BALANCE	CONTRIBUTIONS/ DEPOSITS	ADDITIONAL DEPOSITS	TRANSFERS IN	INTEREST/ DIVIDENDS	CHANGE IN VALUE	TRANSFERS OUT	FEES	WITHDRAWALS	ENDING BALANCE
1BKCPX	0.00	452.07	0.00	0.00	0.00	7.59	0.00	(0.03)	(459.63)	0.00
1BKMPX	0.00	8,354.62	0.00	46,274.63	1,658.70	2,310.80	(27,304.00)	(116.95)	0.00	31,177.80
1BKGPX	0.00	12,716.31	0.00	0.00	699.97	(217.48)	0.00	(17.93)	(2,653.62)	10,527.25
1BKAPX	0.00	3,059.02	18,724.06	9,869.99	1,904.65	535.14	0.00	(42.99)	0.00	34,049.87
1FLIFX	0.00	907.69	0.00	8,322.51	74.68	712.07	(9,993.77)	(23.18)	0.00	0.00
1FQIFX	0.00	57,328.90	0.00	875,631.55	6,986.39	73,887.91	(875,716.85)	(2,040.58)	(136,077.32)	0.00
1FXIFX	0.00	51,062.86	0.00	665,273.09	2,995.22	63,927.64	(761,499.21)	(1,547.99)	(20,211.61)	0.00
1FIHFX	0.00	158,582.49	0.00	1,448,166.89	6,339.49	153,478.27	(1,354,422.64)	(3,875.61)	(408,268.89)	0.00
1FBIFX	0.00	93,430.59	3,615.39	940,751.69	2,801.82	109,117.10	(823,484.24)	(2,494.63)	(323,737.72)	0.00
1FIOFX	0.00	161,425.33	0.00	1,309,757.31	1,163.11	132,513.93	(1,375,807.65)	(2,759.86)	(226,292.17)	0.00
1FIPFX	0.00	167,692.97	0.00	1,446,088.34	888.58	143,014.33	(1,589,242.11)	(2,606.82)	(165,835.29)	0.00
1FDEWX	0.00	107,216.64	0.00	1,241,133.04	731.30	119,769.79	(1,360,232.49)	(2,333.14)	(106,285.14)	0.00
1FDKLX	0.00	78,392.47	0.00	249,691.65	196.05	38,972.39	(347,998.62)	(1,065.95)	(18,187.99)	0.00
1FFIJX	0.00	32,321.15	0.00	55,265.69	32.59	10,269.53	(94,140.37)	(179.12)	(3,569.47)	0.00
1FIWFX	0.00	0.00	0.00	19,993.97	437.22	(268.29)	(10,000.20)	(12.49)	(362.76)	9,787.45
1FFEDX	0.00	22,301.86	0.00	1,753,125.90	35,950.57	(16,468.36)	(877,409.05)	(1,101.79)	0.00	916,399.13
1FFEGX	0.00	21,283.78	0.00	1,348,883.43	20,369.40	(3,828.82)	(664,560.65)	(864.82)	0.00	721,282.32
1FFEZX	0.00	39,364.05	0.00	2,389,219.41	31,068.68	3,234.99	(1,120,432.94)	(1,606.03)	(7,467.58)	1,333,380.58
1FFIZX	0.00	28,495.21	0.00	1,518,102.35	17,973.51	8,301.93	(694,618.11)	(1,037.54)	(0.72)	877,216.63
1FFOLX	0.00	57,282.47	0.00	2,318,553.29	23,396.36	16,964.88	(1,125,670.98)	(1,545.77)	(67,116.61)	1,221,863.64
1FFOPX	0.00	57,392.73	0.00	2,060,801.55	22,767.98	16,005.56	(946,910.22)	(1,383.11)	(3,238.70)	1,205,435.79
1FFLDX	0.00	41,180.81	0.00	2,017,181.66	20,773.09	15,344.29	(981,098.58)	(1,290.27)	(5,848.31)	1,106,242.69
1FFLEX	0.00	24,396.98	18,724.06	539,011.80	6,586.83	4,627.62	(233,885.55)	(372.29)	(6,842.67)	352,246.78
1FFIKX	0.00	11,172.44	1,785.37	174,857.67	1,803.81	1,294.69	(86,235.98)	(119.94)	(6,741.97)	97,816.09
1RNWGX	0.00	5,073.82	0.00	34,919.70	310.36	8,142.07	(3,279.74)	(141.11)	(39,576.02)	5,449.08
1MOSZX	0.00	5,971.25	0.00	48,010.15	3,495.78	5,232.36	(2,720.81)	(192.02)	(37,223.20)	22,573.51
1DSCGX	0.00	4,898.97	0.00	32,952.88	218.58	700.81	(28.01)	(124.62)	0.00	38,618.61
1FSSNX	0.00	5,829.06	0.00	34,336.25	169.52	5,062.67	(2,030.20)	(125.35)	(27,229.40)	16,012.55
1FSMDX	0.00	8,336.75	0.00	76,102.58	739.11	6,523.22	(261.08)	(261.28)	(28,059.68)	63,119.62
1JMGMX	0.00	15,693.00	0.00	37,370.75	4,206.69	(2,970.88)	(2,591.21)	(127.63)	0.00	51,580.72
1TRMIX	0.00	2,499.89	0.00	580.50	161.50	(15.28)	0.00	(6.06)	0.00	3,220.55
1FXAIX	0.00	115,101.02	0.00	650,807.10	8,665.79	118,287.22	(9,185.24)	(2,670.48)	(86,509.12)	794,496.29
1JLGMX	0.00	25,860.74	258,304.84	124,264.20	44,016.01	3,552.46	0.00	(869.46)	(12,000.00)	443,128.79
1TRPIX	0.00	1,230.32	0.00	10,527.98	571.02	430.95	0.00	(41.78)	0.00	12,718.49
1RLBGX	0.00	5,082.58	0.00	28,058.20	1,785.60	1,291.19	(12,422.64)	(55.66)	0.00	23,739.27
1RBFGX	0.00	2,406.65	0.00	19,744.61	692.73	517.68	(554.68)	(73.78)	(22,733.21)	0.00
1FIWDX	0.00	1,805.05	0.00	18,017.67	613.13	653.11	(195.89)	(74.03)	(16,956.41)	3,862.63
1FHRRX	0.00	3,010.03	0.00	19,457.24	975.12	237.79	(319.24)	(74.27)	(22,656.62)	630.05
1DGCXX	0.00	0.00	8,188,795.00	0.00	18,123.03	(0.01)	(8,206,560.68)	(0.04)	(357.30)	0.00
1GWAQ35	0.00	0.00	0.00	31,499.25	364.08	0.00	(1,792.84)	(7.23)	(2,620.28)	27,442.98
TOTALS	**0.00**	**1,438,612.57**	**8,489,948.72**	**23,602,606.47**	**292,708.05**	**1,041,152.86**	**(23,602,606.47)**	**(33,283.63)**	**(1,805,119.41)**	**9,424,019.16**

PARTICIPANT SUMMARY BY INVESTMENT OPTION

Executech 401(k) Plan

01-JAN-25 to 31-DEC-25

SUMMARY OF DOLLAR ACTIVITY

INVESTMENT OPTION	BEGINNING BALANCE	CONTRIBUTIONS/ DEPOSITS	ADDITIONAL DEPOSITS	TRANSFERS IN	INTEREST/ DIVIDENDS	CHANGE IN VALUE	TRANSFERS OUT	FEES	WITHDRAWALS	ENDING BALANCE

PARTICIPANT COUNTS:

PARTICIPANTS WHO ARE CURRENTLY EMPLOYED AND HAVE AN ENDING ACCOUNT BALANCE:	141
PARTICIPANTS WHO TERMINATED EMPLOYMENT AND HAVE AN ENDING ACCOUNT BALANCE:	47
PARTICIPANTS WITH A ZERO ENDING ACCOUNT BALANCE:	31

PARTICIPANT SUMMARY BY INVESTMENT OPTION

Executech 401(k) Plan

01-JAN-25 to 31-DEC-25

SUMMARY OF UNIT/SHARE ACTIVITY

INVESTMENT OPTION	BEGINNING UNITS/ SHARES	CONTRIBUTIONS/ DEPOSITS	ADDITIONAL DEPOSITS	TRANSFERS IN	DIVIDENDS	EARNINGS	TRANSFERS OUT	FEES	WITHDRAWALS	ENDING UNITS/ SHARES	ENDING VALUE/ PRICE
1BKCPX	0.000000	40.017362	0.000000	0.000000	0.000000	0.021794	0.000000	(0.002778)	(40.036378)	0.000000	0.000000
1BKMPX	0.000000	596.549484	0.000000	3,623.523824	120.457517	0.112368	(2,057.573474)	(8.978957)	0.000000	2,274.090762	13.710000
1BKGPX	0.000000	763.778985	0.000000	0.000000	42.995703	0.215004	0.000000	(1.064076)	(155.693225)	650.232391	16.190000
1BKAPX	0.000000	163.931313	956.351657	593.505111	100.721839	0.073705	0.000000	(2.456471)	0.000000	1,812.127154	18.790000
1FLIFX	0.000000	62.772477	0.000000	576.351108	5.164592	0.000000	(642.685809)	(1.602368)	0.000000	0.000000	0.000000
1FQIFX	0.000000	2,952.616555	0.000000	46,305.211527	371.418925	0.000000	(42,284.734268)	(109.028633)	(7,235.484106)	0.000000	0.000000
1FXIFX	0.000000	2,414.922260	0.000000	32,357.640566	146.179603	0.000000	(33,877.608277)	(76.132222)	(965.001930)	0.000000	0.000000
1FIHFX	0.000000	6,480.680385	0.000000	60,740.476991	267.601943	0.000000	(51,385.184675)	(164.568672)	(15,939.005972)	0.000000	0.000000
1FBIFX	0.000000	3,595.804985	135.876868	37,227.017356	111.849101	0.000000	(28,843.582332)	(100.873019)	(12,126.092959)	0.000000	0.000000
1FIOFX	0.000000	5,844.450877	0.000000	49,146.615760	44.023863	0.000000	(46,614.280609)	(106.409787)	(8,314.400104)	0.000000	0.000000
1FIPFX	0.000000	6,059.067660	0.000000	54,146.204190	33.543985	0.000000	(54,270.591005)	(100.641548)	(5,867.583282)	0.000000	0.000000
1FDEWX	0.000000	4,701.923218	0.000000	56,517.897991	33.576684	0.000000	(56,263.811105)	(109.923285)	(4,879.663503)	0.000000	0.000000
1FDKLX	0.000000	4,057.434665	0.000000	13,383.003839	10.620260	0.000000	(16,512.015475)	(56.559840)	(882.483449)	0.000000	0.000000
1FFIJX	0.000000	2,063.261884	0.000000	3,669.700530	2.181392	0.000000	(5,494.381137)	(12.184153)	(228.578516)	0.000000	0.000000
1FIWFX	0.000000	0.000000	0.000000	1,286.199421	28.878468	0.000000	(643.099743)	(0.799616)	(23.003170)	648.175360	15.100000
1FFEDX	0.000000	1,060.483893	0.000000	84,610.323358	1,762.282844	1.039300	(42,305.161834)	(52.767719)	0.000000	45,076.199842	20.330000
1FFEGX	0.000000	920.858264	0.000000	59,305.639967	897.330401	0.700882	(29,185.798415)	(37.699216)	0.000000	31,901.031883	22.610000
1FFEZX	0.000000	1,456.601295	0.000000	89,912.283732	1,162.315003	3.048594	(42,105.710251)	(59.837183)	(279.274105)	50,089.427085	26.620000
1FFIZX	0.000000	977.879734	0.000000	53,125.697876	620.418015	1.005314	(24,261.896250)	(35.863811)	(0.025504)	30,427.215374	28.830000
1FFOLX	0.000000	1,842.785949	0.000000	76,134.698148	754.964833	2.153178	(36,895.148355)	(50.067957)	(2,169.942851)	39,619.442945	30.840000
1FFOPX	0.000000	1,844.284473	0.000000	67,534.003547	732.796262	2.136243	(30,965.016087)	(44.702970)	(105.255118)	38,998.246350	30.910000
1FFLDX	0.000000	1,606.076694	0.000000	80,306.492672	812.083268	1.734249	(38,978.887514)	(50.678264)	(229.525680)	43,467.295425	25.450000
1FFLEX	0.000000	1,124.034100	869.653705	25,335.884215	303.960776	1.742134	(10,970.241999)	(17.251938)	(317.379371)	16,330.401622	21.570000
1FFIKX	0.000000	635.289362	100.189113	10,152.483187	102.839795	0.753829	(4,995.743481)	(6.869414)	(386.644235)	5,602.298156	17.460000
1RNWGX	0.000000	59.433041	0.000000	440.157201	3.412046	0.023247	(37.136664)	(1.661928)	(405.741534)	58.485409	93.170000
1MOSZX	0.000000	634.638216	0.000000	5,558.631421	403.669747	0.242610	(294.778982)	(20.920291)	(3,692.777340)	2,588.705381	8.720000
1DSCGX	0.000000	168.118128	0.000000	1,104.689238	7.529224	0.052219	(0.937103)	(4.489215)	0.000000	1,274.962491	30.290000
1FSSNX	0.000000	209.626140	0.000000	1,282.821478	5.381587	0.073519	(66.216224)	(4.517742)	(909.465661)	517.703097	30.930000
1FSMDX	0.000000	235.316585	0.000000	2,236.406700	20.168079	0.083976	(7.360587)	(7.528838)	(767.916812)	1,709.169103	36.930000
1JMGMX	0.000000	288.902513	0.000000	687.218512	78.556304	0.077954	(55.486246)	(2.347162)	0.000000	996.921875	51.740000
1TRMIX	0.000000	78.161923	0.000000	17.511475	4.917784	0.023285	0.000000	(0.191867)	0.000000	100.422600	32.070000
1FXAIX	0.000000	529.920648	0.000000	3,197.981514	39.880786	0.159771	(43.621419)	(12.851407)	(369.318290)	3,342.151603	237.720000
1JLGMX	0.000000	290.000565	3,054.692999	1,433.242032	498.257255	0.090114	0.000000	(9.549329)	(140.301649)	5,126.431987	86.440000
1TRPIX	0.000000	25.754226	0.000000	230.019227	11.873986	0.010310	0.000000	(0.910997)	0.000000	266.746752	47.680000
1RLBGX	0.000000	137.098262	0.000000	800.247013	48.307672	0.060984	(351.318943)	(1.517177)	0.000000	632.877811	37.510000
1RBFGX	0.000000	213.730934	0.000000	1,764.765050	60.950762	0.094783	(49.348754)	(6.506684)	(1,983.686091)	0.000000	0.000000
1FIWDX	0.000000	153.628966	0.000000	1,538.727612	51.599012	0.068595	(16.901639)	(6.283437)	(1,401.348217)	319.490892	12.090000
1FHRRX	0.000000	1,725.402234	0.000000	11,172.744910	558.730749	0.715909	(185.604652)	(42.946106)	(12,873.081550)	355.961494	1.770000
1DGCXX	0.000000	0.000000	8,188,795.000000	0.000000	18,123.030000	0.000000	(8,206,560.690000)	(0.040000)	(357.300000)	0.000000	0.000000

PARTICIPANT SUMMARY BY INVESTMENT OPTION

Executech 401(k) Plan

01-JAN-25 to 31-DEC-25

SUMMARY OF UNIT/SHARE ACTIVITY

INVESTMENT OPTION	BEGINNING UNITS/ SHARES	CONTRIBUTIONS/ DEPOSITS	ADDITIONAL DEPOSITS	TRANSFERS IN	DIVIDENDS	EARNINGS	TRANSFERS OUT	FEES	WITHDRAWALS	ENDING UNITS/ SHARES	ENDING VALUE/ PRICE

LEGEND

INVESTMENT OPTION:

1BKCPX	BLACKROCK 20/80 TARGET ALLOCATION K	1BKMPX	BLACKROCK 40/60 TARGET ALLOCATION K
1BKGPX	BLACKROCK 60/40 TARGET ALLOCATION K	1BKAPX	BLACKROCK 80/20 TARGET ALLOCATION K
1FLIFX	FIDELITY FREEDOM INDEX 2015 INVESTOR	1FQIFX	FIDELITY FREEDOM INDEX 2025 INVESTOR
1FXIFX	FIDELITY FREEDOM INDEX 2030 INVESTOR	1FIHFX	FIDELITY FREEDOM INDEX 2035 INVESTOR
1FBIFX	FIDELITY FREEDOM INDEX 2040 INVESTOR	1FIOFX	FIDELITY FREEDOM INDEX 2045 INVESTOR
1FIPFX	FIDELITY FREEDOM INDEX 2050 INVESTOR	1FDEWX	FIDELITY FREEDOM INDEX 2055 INVESTOR
1FDKLX	FIDELITY FREEDOM INDEX 2060 INVESTOR	1FFIJX	FIDELITY FREEDOM INDEX 2065 INVESTOR
1FIWFX	FIDELITY FREEDOM INDEX 2015 INSTL PREM	1FFEDX	FIDELITY FREEDOM INDEX 2025 INSTL PREM
1FFEGX	FIDELITY FREEDOM INDEX 2030 INSTL PREM	1FFEZX	FIDELITY FREEDOM INDEX 2035 INSTL PREM
1FFIZX	FIDELITY FREEDOM INDEX 2040 INSTL PREM	1FFOLX	FIDELITY FREEDOM INDEX 2045 INSTL PREM
1FFOPX	FIDELITY FREEDOM INDEX 2050 INSTL PREM	1FFLDX	FIDELITY FREEDOM INDEX 2055 INSTL PREM
1FFLEX	FIDELITY FREEDOM INDEX 2060 INSTL PREM	1FFIKX	FIDELITY FREEDOM INDEX 2065 INSTL PRM
1RNWGX	AMERICAN FUNDS NEW WORLD R6	1MOSZX	MASSMUTUAL OVERSEAS I
1DSCGX	DFA US SMALL CAP GROWTH INSTL	1FSSNX	FIDELITY SMALL CAP INDEX
1FSMDX	FIDELITY MID CAP INDEX	1JMGMX	JPMORGAN MID CAP GROWTH R6
1TRMIX	T. ROWE PRICE MID-CAP VALUE I	1FXAIX	FIDELITY 500 INDEX
1JLGMX	JPMORGAN LARGE CAP GROWTH R6	1TRPIX	T. ROWE PRICE VALUE I
1RLBGX	AMERICAN FUNDS AMERICAN BALANCED R6	1RBFGX	AMERICAN FUNDS BOND FUND OF AMER R6
1FIWDX	FIDELITY ADVISOR STRATEGIC INCOME Z	1FHRRX	FRANKLIN HIGH INCOME R6
1DGCXX	DREYFUS GOVERNMENT CASH MGMT INSTL	1GWAQ35	EMPOWER FIXED ACCOUNT - SERIES CLASS I

FAIR VALUE MEASUREMENTS FOR FASB ASC 820

Executech 401(k) Plan

01-JAN-25 to 31-DEC-25

08-JAN-26 15:03:37

INV OPTION CODE	INV OPTION NAME	INV OPTION TYPE	SUGGESTED FASB ASC 820 CATEGORY CODE	TOTAL VALUE
1RLBGX	AMERICAN FUNDS AMERICAN BALANCED R6	Mutual Funds	1	23,739.27
1RBFGX	AMERICAN FUNDS BOND FUND OF AMER R6	Mutual Funds	1	0.00
1RNWGX	AMERICAN FUNDS NEW WORLD R6	Mutual Funds	1	5,449.08
1BKCPX	BLACKROCK 20/80 TARGET ALLOCATION K	Mutual Funds	1	0.00
1BKMPX	BLACKROCK 40/60 TARGET ALLOCATION K	Mutual Funds	1	31,177.80
1BKGPX	BLACKROCK 60/40 TARGET ALLOCATION K	Mutual Funds	1	10,527.25
1BKAPX	BLACKROCK 80/20 TARGET ALLOCATION K	Mutual Funds	1	34,049.87
1DSCGX	DFA US SMALL CAP GROWTH INSTL	Mutual Funds	1	38,618.61
1DGCXX	DREYFUS GOVERNMENT CASH MGMT INSTL	Mutual Funds	1	0.00
1FXAIX	FIDELITY 500 INDEX	Mutual Funds	1	794,496.29
1FIWDX	FIDELITY ADVISOR STRATEGIC INCOME Z	Mutual Funds	1	3,862.63
1FIWFX	FIDELITY FREEDOM INDEX 2015 INSTL PREM	Mutual Funds	1	9,787.45
1FLIFX	FIDELITY FREEDOM INDEX 2015 INVESTOR	Mutual Funds	1	0.00
1FFEDX	FIDELITY FREEDOM INDEX 2025 INSTL PREM	Mutual Funds	1	916,399.13
1FQIFX	FIDELITY FREEDOM INDEX 2025 INVESTOR	Mutual Funds	1	0.00
1FFEGX	FIDELITY FREEDOM INDEX 2030 INSTL PREM	Mutual Funds	1	721,282.32
1FXIFX	FIDELITY FREEDOM INDEX 2030 INVESTOR	Mutual Funds	1	0.00
1FFEZX	FIDELITY FREEDOM INDEX 2035 INSTL PREM	Mutual Funds	1	1,333,380.58
1FIHFX	FIDELITY FREEDOM INDEX 2035 INVESTOR	Mutual Funds	1	0.00
1FFIZX	FIDELITY FREEDOM INDEX 2040 INSTL PREM	Mutual Funds	1	877,216.63
1FBIFX	FIDELITY FREEDOM INDEX 2040 INVESTOR	Mutual Funds	1	0.00
1FFOLX	FIDELITY FREEDOM INDEX 2045 INSTL PREM	Mutual Funds	1	1,221,863.64
1FIOFX	FIDELITY FREEDOM INDEX 2045 INVESTOR	Mutual Funds	1	0.00
1FFOPX	FIDELITY FREEDOM INDEX 2050 INSTL PREM	Mutual Funds	1	1,205,435.79
1FIPFX	FIDELITY FREEDOM INDEX 2050 INVESTOR	Mutual Funds	1	0.00
1FFLDX	FIDELITY FREEDOM INDEX 2055 INSTL PREM	Mutual Funds	1	1,106,242.69
1FDEWX	FIDELITY FREEDOM INDEX 2055 INVESTOR	Mutual Funds	1	0.00
1FFLEX	FIDELITY FREEDOM INDEX 2060 INSTL PREM	Mutual Funds	1	352,246.78
1FDKLX	FIDELITY FREEDOM INDEX 2060 INVESTOR	Mutual Funds	1	0.00
1FFIKX	FIDELITY FREEDOM INDEX 2065 INSTL PRM	Mutual Funds	1	97,816.09
1FFIJX	FIDELITY FREEDOM INDEX 2065 INVESTOR	Mutual Funds	1	0.00
1FSMDX	FIDELITY MID CAP INDEX	Mutual Funds	1	63,119.62
1FSSNX	FIDELITY SMALL CAP INDEX	Mutual Funds	1	16,012.55
1FHRRX	FRANKLIN HIGH INCOME R6	Mutual Funds	1	630.05
1JLGMX	JPMORGAN LARGE CAP GROWTH R6	Mutual Funds	1	443,128.79
1JMGMX	JPMORGAN MID CAP GROWTH R6	Mutual Funds	1	51,580.72
1MOSZX	MASSMUTUAL OVERSEAS I	Mutual Funds	1	22,573.51
1TRMIX	T. ROWE PRICE MID-CAP VALUE I	Mutual Funds	1	3,220.55
1TRPIX	T. ROWE PRICE VALUE I	Mutual Funds	1	12,718.49
			FASB ASC 820 CATEGORY CODE 1 SUB-TOTAL	**9,396,576.18**
1GWAQ35	EMPOWER FIXED ACCOUNT - SERIES CLASS I	Fixed Annuities	2	27,442.98
			FASB ASC 820 CATEGORY CODE 2 SUB-TOTAL	**27,442.98**
			PLAN TOTAL	**9,424,019.16 ****

** Participant Loans - reported separately as notes receivable from participants and not included in this total. Please refer to the Loan Summary for details.

** Forfeitures / Unallocated Plan Assets - For fund types and balances, please refer to the Forfeiture / Asset Holding Account report.

FAIR VALUE MEASUREMENTS FOR FASB ASC 820

Executech 401(k) Plan

01-JAN-25 to 31-DEC-25

NOTE: The investments reported above include any investment in the plan recordkept by the provider that had a value as of the report begin date, a value as of the report end date or any activity (e.g., purchases or sales) during the reporting period. The values reported above are the values used for plan and participant reporting purposes. These values do not factor in liquidation restrictions such as redemption fees, market timing fees or contract termination fees. Please refer to each investment's prospectus or contract for more information on any potential liquidation restrictions.

Inv Option Type	Valuation Methodology/Source	Observable Input	Unobservable Input	Suggested FASB ASC 820 Category Code
Mutual Funds	Share Prices/Net Asset Values (NAVs) reported on the Plan Summary Reports for NAV mutual funds are generally obtained from a file feed from the National Securities Clearing Corporation, and/or directly from the fund house, or a secondary pricing source, such as Interactive Data Corporation (IDC).	An attempt is made to receive share prices from more than one source, and before the share price is entered into the recordkeeping system, a systematic comparison is performed and any difference in quoted share prices for the same fund is resolved by contacting the fund house directly to ensure the correct share price is recorded. Variance reports are also reviewed showing percentage of share price changes from the prior day. The internal pricing analyst and management will review the overall movement of market indices and will apply judgment in determining whether any further research with fund houses will be pursued for share price variances from the prior day. Daily, after all research and validation has been performed, and variances have been resolved, share prices are closed and loaded to the recordkeeping system.	None.	1
Fixed Annuities	The reported values for fixed annuity options are reported daily based on the valuation method disclosed in the annuity contract, as calculated by the annuity provider.	Plan sponsors should evaluate the general financial condition of the issuer of the annuity contract that is owned by the plan sponsor as a component of validating whether the calculated contract value of the guaranteed contract is an accurate value. All of these inputs are generally considered obtainable/observable through the review of existing contracts and readily available financial information on the Web sites of the issuing financial institutions. Information related to Great-West Life and Annuity Insurance Company financial results can be found at: http://www.greatwest.com/ratings.shtml.	None.	2
Participant Loans	The stated value of participant loans represents the outstanding principal balance of the loan, taking into account the applicable interest rate, amortization schedule and repayments made for each loan. Loans are notes receivable from the participants.	The loan agreement is a contract which indicates that the mortgagee (plan participant) will pay a certain cash flow stream at an agreed upon interest rate. Participant loans must operate within the structure of the plan's written loan program, are generally repaid via payroll deduction, are generally collateralized using the participant's vested account balance in the plan (limited to no more than 50% of the participant's vested balance, or $50,000 if less, at the date of the loan application) and are generally segregated investments of the participants borrowing the money.	Each plan fiduciary will need to consider specifics of the plan's loan policies, and default rates of its participants for determining fair value. In the 'normal' loan market, the interest rate environment moves daily, and values of a fixed income security fluctuate based on the relationship of the stated face interest rate on the security vs. the current rate a new loan would have. However, participant loans in retirement plans cannot be readily 're-sold' into a secondary market in the manner a bond or mortgage can.	Review Required by Plan Sponsor

Level 1: Valuations are based on quoted prices in active markets for identical assets or liabilities. Example: NYSE closing prices used to value mutual funds and publicly traded stocks.

Level 2: Valuations are based on observable inputs (assumptions obtained from independent sources) for the asset or liability, either directly or indirectly. Example: Quoted prices used to value similar instruments in active markets such as bonds.

Level 3: Valuations are based on unobservable inputs (assumptions based on the best information available) that are significant to the fair value of the assets or liabilities. Example: Situations where there is little, if any, market activity for the asset or liability.

The information contained in the FASB ASC 820 Summary report is provided for your convenience and informational purposes only, and should not be construed as investment, legal, tax or accounting advice. Plan sponsors, as the plan fiduciary, are responsible for understanding the methods used to determine the fair value of each of their Plan's investment options and are accountable for the FASB ASC 820 valuation and categorization of assets within the financial statements. Please consult with your financial advisor, attorney, accountant and/or tax adviser, as needed. Empower Trust Company, LLC disclaims any responsibility to update the views provided herein, does not guarantee that the information supplied is accurate, complete or timely and does not make any warranties with regard to the results obtained from its use.

PARTICIPANT SUMMARY BY INVESTMENT OPTION AND MONEY SOURCE

Executech 401(k) Plan

01-JAN-25 to 31-DEC-25

EMPLOYEE BEFORE TAX 01

SUMMARY OF DOLLAR ACTIVITY

INVESTMENT OPTION	BEGINNING BALANCE	CONTRIBUTIONS/ DEPOSITS	ADDITIONAL DEPOSITS	TRANSFERS IN	INTEREST/ DIVIDENDS	CHANGE IN VALUE	TRANSFERS OUT	FEES	WITHDRAWALS	ENDING BALANCE
1BKMPX	0.00	0.00	0.00	6,048.60	181.88	318.42	(3,156.85)	(17.04)	0.00	3,375.01
1BKGPX	0.00	5,167.18	0.00	0.00	302.20	(91.25)	0.00	(7.93)	(801.34)	4,568.86
1BKAPX	0.00	1,123.42	0.00	4,595.56	370.67	609.90	0.00	(19.90)	0.00	6,679.65
1FLIFX	0.00	615.38	0.00	6,087.83	54.24	517.19	(7,257.81)	(16.83)	0.00	0.00
1FQIFX	0.00	37,116.90	0.00	312,598.75	2,589.11	27,781.55	(337,413.13)	(768.68)	(41,904.50)	0.00
1FXIFX	0.00	22,747.65	0.00	276,013.57	1,224.57	26,216.66	(320,566.80)	(635.81)	(4,999.84)	0.00
1FIHFX	0.00	101,882.66	0.00	567,371.58	2,512.25	60,546.24	(494,458.40)	(1,606.61)	(236,247.72)	0.00
1FBIFX	0.00	49,299.32	0.00	382,911.27	1,273.74	49,520.29	(335,758.09)	(1,104.84)	(146,141.69)	0.00
1FIOFX	0.00	82,036.34	0.00	418,985.56	450.89	56,286.39	(495,040.59)	(1,050.31)	(61,668.28)	0.00
1FIPFX	0.00	75,589.27	0.00	571,139.72	311.88	47,743.14	(597,768.49)	(896.10)	(96,119.42)	0.00
1FDEWX	0.00	39,591.18	0.00	288,209.32	200.17	33,719.42	(323,388.66)	(634.38)	(37,697.05)	0.00
1FDKLX	0.00	15,482.79	0.00	30,470.20	24.89	5,362.63	(47,642.58)	(85.48)	(3,612.45)	0.00
1FFIJX	0.00	12,417.93	0.00	24,492.79	14.36	4,430.63	(40,161.03)	(80.39)	(1,114.29)	0.00
1FIWFX	0.00	0.00	0.00	14,520.29	317.52	(194.84)	(7,262.48)	(9.07)	(263.45)	7,107.97
1FFEDX	0.00	15,174.53	0.00	675,478.27	14,111.81	(6,557.25)	(338,065.14)	(424.53)	0.00	359,717.69
1FFEGX	0.00	10,975.66	0.00	563,662.49	8,590.85	(1,646.97)	(277,021.50)	(358.15)	0.00	304,202.38
1FFEZX	0.00	19,813.33	0.00	852,497.77	11,121.57	1,105.25	(401,235.42)	(580.90)	(5,415.29)	477,306.31
1FFIZX	0.00	16,481.78	0.00	560,841.56	7,429.01	3,331.43	(225,083.47)	(420.20)	(0.27)	362,579.84
1FFOLX	0.00	28,353.17	0.00	907,383.85	9,191.25	6,648.78	(447,400.75)	(587.75)	(23,580.27)	480,008.28
1FFOPX	0.00	26,348.65	0.00	666,848.36	7,504.97	5,123.76	(306,640.66)	(456.62)	(1,382.99)	397,345.47
1FFLDX	0.00	15,770.13	0.00	572,125.57	5,912.62	4,271.58	(281,659.95)	(359.87)	(1,191.25)	314,868.83
1FFLEX	0.00	5,425.79	0.00	85,763.51	958.03	650.89	(41,512.99)	(51.92)	(0.50)	51,232.81
1FFIKX	0.00	4,237.07	0.00	75,786.18	740.50	573.66	(37,590.19)	(52.89)	(3,538.42)	40,155.91
1RNWGX	0.00	3,290.03	0.00	6,013.28	93.70	1,650.19	(607.17)	(29.25)	(8,775.84)	1,634.94
1MOSZX	0.00	4,184.37	0.00	13,335.87	1,778.82	943.88	(439.87)	(60.49)	(8,254.11)	11,488.47
1DSCGX	0.00	2,085.96	0.00	11,609.77	78.14	262.71	(13.15)	(44.69)	0.00	13,978.74
1FSSNX	0.00	2,350.04	0.00	3,607.53	0.30	549.47	(423.25)	(18.53)	(6,038.02)	27.54
1FSMDX	0.00	4,436.03	0.00	15,320.17	167.20	948.11	(48.55)	(64.26)	(6,222.14)	14,536.56
1JMGMX	0.00	5,609.40	0.00	8,062.38	929.38	(1,059.95)	(2,100.95)	(30.53)	0.00	11,409.73
1TRMIX	0.00	0.00	0.00	206.88	11.25	(7.03)	0.00	(0.59)	0.00	210.51
1FXAIX	0.00	50,249.90	0.00	245,643.02	3,398.41	36,584.22	(3,174.12)	(993.93)	(19,183.09)	312,524.41
1JLGMX	0.00	9,115.45	0.00	44,288.90	5,828.47	22.86	0.00	(178.00)	0.00	59,077.68
1TRPIX	0.00	426.17	0.00	4,901.93	258.84	201.68	0.00	(19.31)	0.00	5,769.31
1RLBGX	0.00	1,096.27	0.00	6,369.67	123.70	39.66	(5,832.81)	(2.22)	0.00	1,794.27
1RBFGX	0.00	1,879.98	0.00	3,020.05	135.23	104.36	(84.02)	(14.57)	(5,041.03)	0.00
1FIWDX	0.00	1,410.05	0.00	3,563.61	149.17	159.74	(28.91)	(18.13)	(3,760.05)	1,475.48
1FHRRX	0.00	1,879.84	0.00	2,969.64	187.74	49.73	(48.43)	(14.49)	(5,024.03)	0.00
1DGCXX	0.00	0.00	2,859,371.08	0.00	6,328.20	(0.01)	(2,865,615.80)	0.00	(83.47)	0.00
1GWAQ35	0.00	0.00	0.00	12,330.98	143.38	0.00	(574.27)	(2.44)	(1,196.65)	10,701.00
TOTALS	**0.00**	**673,663.62**	**2,859,371.08**	**8,245,076.28**	**95,000.91**	**366,717.12**	**(8,245,076.28)**	**(11,717.63)**	**(729,257.45)**	**3,253,777.65**

EMPLOYEE BEFORE TAX 01

SUMMARY OF UNIT/SHARE ACTIVITY

INVESTMENT OPTION	BEGINNING UNITS/ SHARES	CONTRIBUTIONS/ DEPOSITS	ADDITIONAL DEPOSITS	TRANSFERS IN	DIVIDENDS	EARNINGS	TRANSFERS OUT	FEES	WITHDRAWALS	ENDING UNITS/ SHARES	ENDING VALUE/ PRICE
1BKMPX	0.000000	0.000000	0.000000	472.161946	13.208424	0.000000	(237.893746)	(1.305847)	0.000000	246.170777	13.710000
1BKGPX	0.000000	310.646259	0.000000	0.000000	18.562654	0.108093	0.000000	(0.470248)	(46.643772)	282.202986	16.190000
1BKAPX	0.000000	60.647842	0.000000	276.341551	19.601797	0.036069	0.000000	(1.137597)	0.000000	355.489662	18.790000
1FLIFX	0.000000	42.557400	0.000000	421.594875	3.751037	0.000000	(466.739888)	(1.163424)	0.000000	0.000000	0.000000
1FQIFX	0.000000	1,909.610627	0.000000	16,530.869909	137.645401	0.000000	(16,292.280464)	(41.072628)	(2,244.772845)	0.000000	0.000000
1FXIFX	0.000000	1,072.624826	0.000000	13,424.784533	59.764276	0.000000	(14,268.975686)	(31.268864)	(256.929085)	0.000000	0.000000
1FIHFX	0.000000	4,171.130222	0.000000	23,797.175037	106.046854	0.000000	(18,808.203141)	(68.001169)	(9,198.147803)	0.000000	0.000000
1FBIFX	0.000000	1,897.099917	0.000000	15,151.937996	50.847904	0.000000	(11,760.353553)	(44.513953)	(5,295.018311)	0.000000	0.000000
1FIOFX	0.000000	2,973.248036	0.000000	15,721.784617	17.066244	0.000000	(16,459.808918)	(40.474484)	(2,211.815495)	0.000000	0.000000
1FIPFX	0.000000	2,726.794951	0.000000	21,385.725025	11.773502	0.000000	(20,668.010437)	(34.690870)	(3,421.592171)	0.000000	0.000000
1FDEWX	0.000000	1,735.487620	0.000000	13,124.285973	9.190543	0.000000	(13,102.598524)	(29.840505)	(1,736.525107)	0.000000	0.000000
1FDKLX	0.000000	804.786622	0.000000	1,637.302525	1.348318	0.000000	(2,263.478998)	(4.682012)	(175.276455)	0.000000	0.000000
1FFIJX	0.000000	794.786356	0.000000	1,626.347278	0.961178	0.000000	(2,342.727810)	(5.475092)	(73.891910)	0.000000	0.000000
1FIWFX	0.000000	0.000000	0.000000	934.081055	20.972259	0.000000	(467.040541)	(0.580666)	(16.705770)	470.726337	15.100000
1FFEDX	0.000000	721.558256	0.000000	32,600.302606	691.755391	0.801552	(16,300.151207)	(20.331896)	0.000000	17,693.934702	20.330000
1FFEGX	0.000000	474.896145	0.000000	24,782.314537	378.451541	0.353097	(12,166.073502)	(15.612467)	0.000000	13,454.329351	22.610000
1FFEZX	0.000000	733.148344	0.000000	32,081.472648	416.070708	2.208427	(15,078.370008)	(21.643071)	(202.523014)	17,930.364034	26.620000
1FFIZX	0.000000	565.413760	0.000000	19,630.402368	256.438039	0.562167	(7,861.804766)	(14.524714)	(0.009564)	12,576.477290	28.830000
1FFOLX	0.000000	911.995442	0.000000	29,795.092183	296.587609	1.200465	(14,664.068749)	(19.033341)	(757.302713)	15,564.470896	30.840000
1FFOPX	0.000000	846.467065	0.000000	21,853.088022	241.550371	1.005977	(10,027.490478)	(14.758239)	(44.946051)	12,854.916667	30.910000
1FFLDX	0.000000	614.980261	0.000000	22,776.487418	231.142300	0.637320	(11,190.303948)	(14.134708)	(46.752518)	12,372.056125	25.450000
1FFLEX	0.000000	249.692282	0.000000	4,030.496184	44.209968	0.357959	(1,947.138890)	(2.405932)	(0.023832)	2,375.187739	21.570000
1FFIKX	0.000000	240.866198	0.000000	4,400.141112	42.217788	0.292110	(2,177.684747)	(3.029209)	(202.922527)	2,299.880725	17.460000
1RNWGX	0.000000	38.757890	0.000000	74.842462	1.030122	0.016209	(6.786568)	(0.340439)	(89.971753)	17.547923	93.170000
1MOSZX	0.000000	445.371179	0.000000	1,539.609115	205.406466	0.175332	(47.656554)	(6.560215)	(818.859933)	1,317.485390	8.720000
1DSCGX	0.000000	71.635762	0.000000	389.197787	2.690184	0.022526	(0.439946)	(1.609321)	0.000000	461.496992	30.290000
1FSSNX	0.000000	86.936932	0.000000	130.018798	0.009524	0.035928	(13.767873)	(0.672054)	(201.670706)	0.890549	30.930000
1FSMDX	0.000000	126.595906	0.000000	435.959507	4.558857	0.047513	(1.368762)	(1.885286)	(170.282929)	393.624806	36.930000
1JMGMX	0.000000	102.257383	0.000000	146.455896	17.355369	0.016541	(44.988303)	(0.576160)	0.000000	220.520726	51.740000
1TRMIX	0.000000	0.000000	0.000000	6.240724	0.342571	0.000000	0.000000	(0.019173)	0.000000	6.564122	32.070000
1FXAIX	0.000000	231.755199	0.000000	1,169.524793	15.743741	0.068920	(15.741245)	(4.781950)	(81.895004)	1,314.674454	237.720000
1JLGMX	0.000000	102.866950	0.000000	516.661006	65.977972	0.034893	0.000000	(2.087746)	0.000000	683.453075	86.440000
1TRPIX	0.000000	8.934433	0.000000	107.099192	5.382408	0.005682	0.000000	(0.421233)	0.000000	121.000482	47.680000
1RLBGX	0.000000	29.468184	0.000000	180.023188	3.338753	0.018764	(164.955126)	(0.059526)	0.000000	47.834237	37.510000
1RBFGX	0.000000	166.959776	0.000000	269.709625	11.892109	0.074782	(7.475088)	(1.284161)	(439.877043)	0.000000	0.000000
1FIWDX	0.000000	120.018297	0.000000	304.213914	12.532884	0.053719	(2.494392)	(1.536390)	(310.746353)	122.041679	12.090000
1FHRRX	0.000000	1,078.422019	0.000000	1,704.701585	107.468947	0.482955	(28.156977)	(8.357023)	(2,854.561506)	0.000000	0.000000
1DGCXX	0.000000	0.000000	2,859,371.080000	0.000000	6,328.200000	0.000000	(2,865,615.810000)	0.000000	(83.470000)	0.000000	0.000000

EMPLOYEE ROLLOVER BEFORE TAX 01

SUMMARY OF DOLLAR ACTIVITY

INVESTMENT OPTION	BEGINNING BALANCE	CONTRIBUTIONS/ DEPOSITS	ADDITIONAL DEPOSITS	TRANSFERS IN	INTEREST/ DIVIDENDS	CHANGE IN VALUE	TRANSFERS OUT	FEES	WITHDRAWALS	ENDING BALANCE
1BKMPX	0.00	0.00	0.00	1,095.95	65.38	57.61	0.00	(5.75)	0.00	1,213.19
1BKGPX	0.00	981.16	0.00	0.00	3.81	14.92	0.00	(0.65)	(896.35)	102.89
1FQIFX	0.00	7,200.43	0.00	447,098.33	3,589.09	37,699.74	(433,387.42)	(1,007.91)	(61,192.26)	0.00
1FXIFX	0.00	0.00	0.00	202,670.45	977.46	20,679.64	(223,833.06)	(494.49)	0.00	0.00
1FIHFX	0.00	3,016.26	0.00	476,325.19	2,128.32	52,750.35	(521,391.51)	(1,192.53)	(11,636.08)	0.00
1FBIFX	0.00	2,907.58	2,460.26	148,477.58	438.52	18,514.02	(162,128.57)	(367.95)	(10,301.44)	0.00
1FIOFX	0.00	0.00	0.00	241,643.19	180.70	12,029.21	(253,462.93)	(390.17)	0.00	0.00
1FIPFX	0.00	361.48	0.00	173,215.05	86.13	14,094.25	(178,803.85)	(252.62)	(8,700.44)	0.00
1FDEWX	0.00	0.00	0.00	328,919.46	118.35	18,124.87	(346,809.64)	(353.04)	0.00	0.00
1FFIJX	0.00	0.00	0.00	280.28	0.15	39.54	(319.26)	(0.71)	0.00	0.00
1FFEDX	0.00	2,652.79	0.00	867,612.30	17,460.44	(7,880.33)	(434,224.88)	(544.13)	0.00	445,076.19
1FFEGX	0.00	0.00	0.00	433,529.91	6,253.69	(1,069.27)	(217,003.21)	(267.37)	0.00	221,443.75
1FFEZX	0.00	781.48	0.00	1,013,323.73	12,478.00	1,513.77	(491,932.22)	(644.82)	0.00	535,519.94
1FFIZX	0.00	0.00	0.00	324,825.41	3,422.43	1,688.98	(162,696.84)	(204.83)	0.00	167,035.15
1FFOLX	0.00	0.00	0.00	355,049.02	3,504.86	2,548.05	(177,845.11)	(216.49)	0.00	183,040.33
1FFOPX	0.00	0.00	0.00	197,383.02	2,150.27	1,617.24	(87,172.88)	(132.57)	0.00	113,845.08
1FFLDX	0.00	0.00	0.00	306,388.28	3,027.10	2,349.51	(150,371.85)	(189.11)	0.00	161,203.93
1FFIKX	0.00	0.00	0.00	639.82	6.09	4.99	(320.56)	(0.39)	0.00	329.95
1RNWGX	0.00	0.00	0.00	25,742.28	26.10	5,966.79	(2,528.59)	(100.76)	(28,650.51)	455.31
1MOSZX	0.00	0.00	0.00	25,141.49	0.00	4,075.22	(2,179.30)	(90.19)	(26,947.22)	0.00
1DSCGX	0.00	0.00	0.00	9,458.43	57.71	145.17	(10.71)	(33.53)	0.00	9,617.07
1FSSNX	0.00	0.00	0.00	22,035.20	31.21	2,138.73	(1,505.05)	(75.74)	(19,712.34)	2,912.01
1FSMDX	0.00	0.00	0.00	35,244.76	232.65	2,233.15	(201.08)	(118.82)	(20,313.40)	17,077.26
1FXAIX	0.00	0.00	0.00	170,164.76	1,866.37	38,714.21	(3,130.29)	(684.76)	(62,627.08)	144,303.21
1JLGMX	0.00	0.00	257,471.30	14,251.64	29,309.59	4,953.50	0.00	(497.17)	(12,000.00)	293,488.86
1RLBGX	0.00	0.00	0.00	6,265.07	139.27	172.00	(4,751.97)	(4.06)	0.00	1,820.31
1RBFGX	0.00	0.00	0.00	16,051.12	525.16	388.30	(451.52)	(55.71)	(16,457.35)	0.00
1FIWDX	0.00	0.00	0.00	12,837.28	393.25	427.75	(160.44)	(47.33)	(12,275.33)	1,175.18
1FHRRX	0.00	0.00	0.00	15,826.14	721.95	168.75	(259.72)	(55.18)	(16,401.94)	0.00
1DGCXX	0.00	0.00	2,014,976.35	0.00	4,459.43	0.00	(2,019,304.83)	0.00	(130.95)	0.00
1GWAQ35	0.00	0.00	0.00	5,320.19	62.80	0.00	(628.04)	(1.76)	(46.63)	4,706.56
TOTALS	**0.00**	**17,901.18**	**2,274,907.91**	**5,876,815.33**	**93,716.28**	**234,160.66**	**(5,876,815.33)**	**(8,030.54)**	**(308,289.32)**	**2,304,366.17**

PARTICIPANT SUMMARY BY INVESTMENT OPTION AND MONEY SOURCE

Executech 401(k) Plan

01-JAN-25 to 31-DEC-25

EMPLOYEE ROLLOVER BEFORE TAX 01

SUMMARY OF UNIT/SHARE ACTIVITY

INVESTMENT OPTION	BEGINNING UNITS/ SHARES	CONTRIBUTIONS/ DEPOSITS	ADDITIONAL DEPOSITS	TRANSFERS IN	DIVIDENDS	EARNINGS	TRANSFERS OUT	FEES	WITHDRAWALS	ENDING UNITS/ SHARES	ENDING VALUE/ PRICE
1BKMPX	0.000000	0.000000	0.000000	84.174347	4.748002	0.000000	0.000000	(0.432805)	0.000000	88.489544	13.710000
1BKGPX	0.000000	59.568323	0.000000	0.000000	0.234030	0.000000	0.000000	(0.039734)	(53.407427)	6.355192	16.190000
1FQIFX	0.000000	371.267661	0.000000	23,643.486516	190.807548	0.000000	(20,926.481094)	(53.824850)	(3,225.255781)	0.000000	0.000000
1FXIFX	0.000000	0.000000	0.000000	9,857.512160	47.704247	0.000000	(9,880.881686)	(24.334721)	0.000000	0.000000	0.000000
1FIHFX	0.000000	123.021564	0.000000	19,979.826794	89.840442	0.000000	(19,645.497810)	(50.982888)	(496.208102)	0.000000	0.000000
1FBIFX	0.000000	110.518905	94.190659	5,875.646221	17.505789	0.000000	(5,678.759505)	(14.965545)	(404.136524)	0.000000	0.000000
1FIOFX	0.000000	0.000000	0.000000	9,067.286679	6.839518	0.000000	(9,059.021445)	(15.104752)	0.000000	0.000000	0.000000
1FIPFX	0.000000	13.696261	0.000000	6,485.026206	3.251415	0.000000	(6,174.562429)	(9.769180)	(317.642273)	0.000000	0.000000
1FDEWX	0.000000	0.000000	0.000000	14,978.117486	5.433885	0.000000	(14,966.912156)	(16.639215)	0.000000	0.000000	0.000000
1FFIJX	0.000000	0.000000	0.000000	18.610890	0.010040	0.000000	(18.572347)	(0.048583)	0.000000	0.000000	0.000000
1FFEDX	0.000000	126.148016	0.000000	41,873.180502	855.903923	0.000000	(20,936.590338)	(26.059866)	0.000000	21,892.582237	20.330000
1FFEGX	0.000000	0.000000	0.000000	19,060.448890	275.492954	0.000000	(9,530.224472)	(11.655188)	0.000000	9,794.062184	22.610000
1FFEZX	0.000000	28.913308	0.000000	38,132.240317	466.816312	0.000000	(18,486.742653)	(24.024589)	0.000000	20,117.202695	26.620000
1FFIZX	0.000000	0.000000	0.000000	11,365.479705	118.137038	0.000000	(5,682.739923)	(7.080193)	0.000000	5,793.796627	28.830000
1FFOLX	0.000000	0.000000	0.000000	11,658.152028	113.096483	0.000000	(5,829.075987)	(7.012958)	0.000000	5,935.159566	30.840000
1FFOPX	0.000000	0.000000	0.000000	6,468.842482	69.207273	0.000000	(2,850.650033)	(4.284744)	0.000000	3,683.114978	30.910000
1FFLDX	0.000000	0.000000	0.000000	12,197.481255	118.338545	0.000000	(5,974.249301)	(7.427730)	0.000000	6,334.142769	25.450000
1FFIKX	0.000000	0.000000	0.000000	37.144848	0.347207	0.000000	(18.572426)	(0.022337)	0.000000	18.897292	17.460000
1RNWGX	0.000000	0.000000	0.000000	328.268152	0.286939	0.000000	(28.744379)	(1.192900)	(293.730886)	4.886926	93.170000
1MOSZX	0.000000	0.000000	0.000000	2,919.308587	0.000000	0.000000	(236.110510)	(9.863084)	(2,673.334993)	0.000000	0.000000
1DSCGX	0.000000	0.000000	0.000000	317.077774	1.992661	0.000000	(0.358314)	(1.212242)	0.000000	317.499879	30.290000
1FSSNX	0.000000	0.000000	0.000000	803.466055	0.990794	0.000000	(49.134999)	(2.778784)	(658.394680)	94.148386	30.930000
1FSMDX	0.000000	0.000000	0.000000	1,021.097114	6.385520	0.000000	(5.669016)	(3.468766)	(555.922358)	462.422494	36.930000
1FXAIX	0.000000	0.000000	0.000000	883.104566	8.512435	0.000000	(13.918042)	(3.305936)	(267.362865)	607.030158	237.720000
1JLGMX	0.000000	0.000000	3,044.835620	164.236688	331.781101	0.000000	0.000000	(5.261916)	(140.301649)	3,395.289844	86.440000
1RLBGX	0.000000	0.000000	0.000000	179.259767	3.764319	0.000000	(134.388242)	(0.107120)	0.000000	48.528724	37.510000
1RBFGX	0.000000	0.000000	0.000000	1,434.928797	46.214954	0.000000	(40.170819)	(4.914077)	(1,436.058855)	0.000000	0.000000
1FIWDX	0.000000	0.000000	0.000000	1,096.421907	33.128090	0.000000	(13.842968)	(4.020041)	(1,014.483953)	97.203035	12.090000
1FHRRX	0.000000	0.000000	0.000000	9,088.373244	413.853425	0.000000	(151.000000)	(31.941818)	(9,319.284851)	0.000000	0.000000
1DGCXX	0.000000	0.000000	2,014,976.350000	0.000000	4,459.430000	0.000000	(2,019,304.830000)	0.000000	(130.950000)	0.000000	0.000000

EMPLOYER MATCH 01

SUMMARY OF DOLLAR ACTIVITY

INVESTMENT OPTION	BEGINNING BALANCE	CONTRIBUTIONS/ DEPOSITS	ADDITIONAL DEPOSITS	TRANSFERS IN	INTEREST/ DIVIDENDS	CHANGE IN VALUE	TRANSFERS OUT	FEES	WITHDRAWALS	ENDING BALANCE
1FIHFX	0.00	0.00	0.00	37,213.61	93.07	1,768.11	(16,894.51)	(64.21)	(22,116.07)	0.00
1FBIFX	0.00	1,465.71	0.00	31,024.08	71.97	2,760.39	(26,161.94)	(72.73)	(9,087.48)	0.00
1FIOFX	0.00	3,353.69	0.00	37,515.92	15.99	2,215.21	(17,949.88)	(51.47)	(25,099.46)	0.00
1FIPFX	0.00	0.00	0.00	1,256.55	1.08	176.97	(1,431.52)	(3.08)	0.00	0.00
1FDEWX	0.00	0.00	0.00	45,408.25	36.18	5,902.83	(47,695.54)	(105.98)	(3,545.74)	0.00
1FFIZX	0.00	0.00	0.00	52,415.58	552.29	272.54	(26,253.64)	(32.03)	0.00	26,954.74
1FFOLX	0.00	1,235.57	0.00	35,964.71	378.93	248.13	(18,014.83)	(22.80)	0.00	19,789.71
1FFOPX	0.00	0.00	0.00	2,868.68	27.93	21.01	(1,437.16)	(1.70)	0.00	1,478.76
1FFLDX	0.00	0.00	0.00	95,581.33	925.38	718.27	(47,885.79)	(58.76)	0.00	49,280.43
1MOSZX	0.00	0.00	0.00	3,378.90	623.78	24.45	0.00	(13.52)	0.00	4,013.61
1FXAIX	0.00	0.00	0.00	13,515.61	170.23	1,736.66	0.00	(50.53)	0.00	15,371.97
1DGCXX	0.00	0.00	152,418.41	0.00	337.33	0.00	(152,728.76)	(0.01)	(26.97)	0.00
1GWAQ35	0.00	0.00	0.00	310.35	3.19	0.00	0.00	(0.02)	(100.50)	213.02
TOTALS	**0.00**	**6,054.97**	**152,418.41**	**356,453.57**	**3,237.35**	**15,844.57**	**(356,453.57)**	**(476.84)**	**(59,976.22)**	**117,102.24**

EMPLOYER MATCH 01

SUMMARY OF UNIT/SHARE ACTIVITY

INVESTMENT OPTION	BEGINNING UNITS/ SHARES	CONTRIBUTIONS/ DEPOSITS	ADDITIONAL DEPOSITS	TRANSFERS IN	DIVIDENDS	EARNINGS	TRANSFERS OUT	FEES	WITHDRAWALS	ENDING UNITS/ SHARES	ENDING VALUE/ PRICE
1FIHFX	0.000000	0.000000	0.000000	1,560.973574	3.928662	0.000000	(705.997064)	(2.688830)	(856.216342)	0.000000	0.000000
1FBIFX	0.000000	57.243960	0.000000	1,227.703996	2.873054	0.000000	(916.355478)	(2.954474)	(368.511058)	0.000000	0.000000
1FIOFX	0.000000	121.444531	0.000000	1,407.726829	0.605224	0.000000	(590.456288)	(1.965443)	(937.354853)	0.000000	0.000000
1FIPFX	0.000000	0.000000	0.000000	47.044178	0.040771	0.000000	(46.965966)	(0.118983)	0.000000	0.000000	0.000000
1FDEWX	0.000000	0.000000	0.000000	2,067.770946	1.661158	0.000000	(1,904.013667)	(4.977636)	(160.440801)	0.000000	0.000000
1FFIZX	0.000000	0.000000	0.000000	1,833.995102	19.064204	0.000000	(916.997547)	(1.107155)	0.000000	934.954604	28.830000
1FFOLX	0.000000	39.744070	0.000000	1,180.913151	12.227493	0.000000	(590.456579)	(0.738582)	0.000000	641.689553	30.840000
1FFOPX	0.000000	0.000000	0.000000	93.993447	0.898938	0.000000	(46.996717)	(0.054945)	0.000000	47.840723	30.910000
1FFLDX	0.000000	0.000000	0.000000	3,804.989252	36.175918	0.000000	(1,902.494615)	(2.307935)	0.000000	1,936.362620	25.450000
1MOSZX	0.000000	0.000000	0.000000	389.723183	72.030024	0.000000	0.000000	(1.476696)	0.000000	460.276511	8.720000
1FXAIX	0.000000	0.000000	0.000000	64.115797	0.792633	0.000000	0.000000	(0.244258)	0.000000	64.664172	237.720000
1DGCXX	0.000000	0.000000	152,418.410000	0.000000	337.330000	0.000000	(152,728.760000)	(0.010000)	(26.970000)	0.000000	0.000000

PARTICIPANT SUMMARY BY INVESTMENT OPTION AND MONEY SOURCE

Executech 401(k) Plan

01-JAN-25 to 31-DEC-25

IRA ROLLOVER 01

SUMMARY OF DOLLAR ACTIVITY

INVESTMENT OPTION	BEGINNING BALANCE	CONTRIBUTIONS/ DEPOSITS	ADDITIONAL DEPOSITS	TRANSFERS IN	INTEREST/ DIVIDENDS	CHANGE IN VALUE	TRANSFERS OUT	FEES	WITHDRAWALS	ENDING BALANCE
1FBIFX	0.00	0.00	1,155.13	0.00	0.00	35.01	(1,190.14)	0.00	0.00	0.00
1FFIZX	0.00	0.00	0.00	2,384.45	25.13	12.40	(1,194.31)	(1.09)	0.00	1,226.58
1FFIKX	0.00	0.00	1,785.37	0.00	32.86	(36.22)	0.00	0.00	0.00	1,782.01
TOTALS	**0.00**	**0.00**	**2,940.50**	**2,384.45**	**57.99**	**11.19**	**(2,384.45)**	**(1.09)**	**0.00**	**3,008.59**

PARTICIPANT SUMMARY BY INVESTMENT OPTION AND MONEY SOURCE

Executech 401(k) Plan

01-JAN-25 to 31-DEC-25

IRA ROLLOVER 01

SUMMARY OF UNIT/SHARE ACTIVITY

INVESTMENT OPTION	BEGINNING UNITS/ SHARES	CONTRIBUTIONS/ DEPOSITS	ADDITIONAL DEPOSITS	TRANSFERS IN	DIVIDENDS	EARNINGS	TRANSFERS OUT	FEES	WITHDRAWALS	ENDING UNITS/ SHARES	ENDING VALUE/ PRICE
1FBIFX	0.000000	0.000000	41.686209	0.000000	0.000000	0.000000	(41.686209)	0.000000	0.000000	0.000000	0.000000
1FFIZX	0.000000	0.000000	0.000000	83.430721	0.867448	0.000000	(41.715387)	(0.037677)	0.000000	42.545105	28.830000
1FFIKX	0.000000	0.000000	100.189113	0.000000	1.873432	0.000000	0.000000	0.000000	0.000000	102.062545	17.460000

PARTICIPANT SUMMARY BY INVESTMENT OPTION AND MONEY SOURCE

Executech 401(k) Plan

01-JAN-25 to 31-DEC-25

401 ROLLOVER 01

SUMMARY OF DOLLAR ACTIVITY

INVESTMENT OPTION	BEGINNING BALANCE	CONTRIBUTIONS/ DEPOSITS	ADDITIONAL DEPOSITS	TRANSFERS IN	INTEREST/ DIVIDENDS	CHANGE IN VALUE	TRANSFERS OUT	FEES	WITHDRAWALS	ENDING BALANCE
1BKAPX	0.00	0.00	6,941.72	0.00	399.49	(283.96)	0.00	0.00	0.00	7,057.25
1FFLEX	0.00	0.00	6,941.70	0.00	132.47	10.04	0.00	0.00	0.00	7,084.21
TOTALS	**0.00**	**0.00**	**13,883.42**	**0.00**	**531.96**	**(273.92)**	**0.00**	**0.00**	**0.00**	**14,141.46**

PARTICIPANT SUMMARY BY INVESTMENT OPTION AND MONEY SOURCE

Executech 401(k) Plan

01-JAN-25 to 31-DEC-25

401 ROLLOVER 01

SUMMARY OF UNIT/SHARE ACTIVITY

INVESTMENT OPTION	BEGINNING UNITS/ SHARES	CONTRIBUTIONS/ DEPOSITS	ADDITIONAL DEPOSITS	TRANSFERS IN	DIVIDENDS	EARNINGS	TRANSFERS OUT	FEES	WITHDRAWALS	ENDING UNITS/ SHARES	ENDING VALUE/ PRICE
1BKAPX	0.000000	0.000000	354.459471	0.000000	21.125859	0.000000	0.000000	0.000000	0.000000	375.585330	18.790000
1FFLEX	0.000000	0.000000	322.315990	0.000000	6.113059	0.000000	0.000000	0.000000	0.000000	328.429049	21.570000

ROTH 401K ROLLOVER 01

SUMMARY OF DOLLAR ACTIVITY

INVESTMENT OPTION	BEGINNING BALANCE	CONTRIBUTIONS/ DEPOSITS	ADDITIONAL DEPOSITS	TRANSFERS IN	INTEREST/ DIVIDENDS	CHANGE IN VALUE	TRANSFERS OUT	FEES	WITHDRAWALS	ENDING BALANCE
1BKAPX	0.00	0.00	11,782.34	0.00	678.34	(477.09)	0.00	0.00	0.00	11,983.59
1FFLEX	0.00	0.00	11,782.36	0.00	224.96	22.68	0.00	0.00	0.00	12,030.00
TOTALS	**0.00**	**0.00**	**23,564.70**	**0.00**	**903.30**	**(454.41)**	**0.00**	**0.00**	**0.00**	**24,013.59**

PARTICIPANT SUMMARY BY INVESTMENT OPTION AND MONEY SOURCE

Executech 401(k) Plan

01-JAN-25 to 31-DEC-25

ROTH 401K ROLLOVER 01

SUMMARY OF UNIT/SHARE ACTIVITY

INVESTMENT OPTION	BEGINNING UNITS/ SHARES	CONTRIBUTIONS/ DEPOSITS	ADDITIONAL DEPOSITS	TRANSFERS IN	DIVIDENDS	EARNINGS	TRANSFERS OUT	FEES	WITHDRAWALS	ENDING UNITS/ SHARES	ENDING VALUE/ PRICE
1BKAPX	0.000000	0.000000	601.892186	0.000000	35.872025	0.000000	0.000000	0.000000	0.000000	637.764211	18.790000
1FFLEX	0.000000	0.000000	547.337715	0.000000	10.381172	0.000000	0.000000	0.000000	0.000000	557.718887	21.570000

ROTH 401K ROLLOVER 01

SUMMARY OF DOLLAR ACTIVITY

INVESTMENT OPTION	BEGINNING BALANCE	CONTRIBUTIONS/ DEPOSITS	ADDITIONAL DEPOSITS	TRANSFERS IN	INTEREST/ DIVIDENDS	CHANGE IN VALUE	TRANSFERS OUT	FEES	WITHDRAWALS	ENDING BALANCE
1FXIFX	0.00	0.00	0.00	14,434.87	72.21	1,527.09	(15,997.67)	(36.50)	0.00	0.00
1FIOFX	0.00	0.00	0.00	29,036.71	33.72	4,077.93	(33,074.89)	(73.47)	0.00	0.00
1FIPFX	0.00	0.00	0.00	4,076.06	3.50	574.08	(4,643.69)	(9.95)	0.00	0.00
1FDEWX	0.00	0.00	0.00	43,936.36	24.29	3,634.69	(47,505.91)	(89.43)	0.00	0.00
1FFEGX	0.00	0.00	0.00	32,030.55	462.04	(79.00)	(16,032.88)	(19.74)	0.00	16,360.97
1FFOLX	0.00	0.00	0.00	66,269.46	654.18	475.59	(33,194.57)	(40.74)	0.00	34,163.92
1FFOPX	0.00	0.00	0.00	7,145.06	90.60	68.15	(2,501.37)	(5.55)	0.00	4,796.89
1FFLDX	0.00	0.00	0.00	54,372.95	621.10	482.08	(22,361.69)	(38.82)	0.00	33,075.62
1FSSNX	0.00	0.00	0.00	3,588.18	48.69	916.43	0.00	(10.15)	0.00	4,543.15
1FSMDX	0.00	0.00	0.00	9,568.49	120.57	1,371.87	0.00	(25.69)	0.00	11,035.24
1JLGMX	0.00	0.00	833.54	0.00	94.16	16.65	0.00	(1.51)	0.00	942.84
1RLBGX	0.00	0.00	0.00	2,392.12	217.26	236.90	0.00	(6.34)	0.00	2,839.94
1DGCXX	0.00	0.00	91,484.00	0.00	202.47	0.00	(91,686.47)	0.00	0.00	0.00
1GWAQ35	0.00	0.00	0.00	202.47	2.15	0.00	(54.14)	0.00	0.00	150.48
TOTALS	**0.00**	**0.00**	**92,317.54**	**267,053.28**	**2,646.94**	**13,302.46**	**(267,053.28)**	**(357.89)**	**0.00**	**107,909.05**

ROTH 401K ROLLOVER 01

SUMMARY OF UNIT/SHARE ACTIVITY

INVESTMENT OPTION	BEGINNING UNITS/ SHARES	CONTRIBUTIONS/ DEPOSITS	ADDITIONAL DEPOSITS	TRANSFERS IN	DIVIDENDS	EARNINGS	TRANSFERS OUT	FEES	WITHDRAWALS	ENDING UNITS/ SHARES	ENDING VALUE/ PRICE
1FXIFX	0.000000	0.000000	0.000000	702.085117	3.524159	0.000000	(703.813064)	(1.796212)	0.000000	0.000000	0.000000
1FIOFX	0.000000	0.000000	0.000000	1,089.557598	1.276305	0.000000	(1,087.989792)	(2.844111)	0.000000	0.000000	0.000000
1FIPFX	0.000000	0.000000	0.000000	152.604268	0.132127	0.000000	(152.352128)	(0.384267)	0.000000	0.000000	0.000000
1FDEWX	0.000000	0.000000	0.000000	2,000.744990	1.115243	0.000000	(1,997.572055)	(4.288178)	0.000000	0.000000	0.000000
1FFEGX	0.000000	0.000000	0.000000	1,408.245768	20.354185	0.000000	(704.122799)	(0.860506)	0.000000	723.616648	22.610000
1FFOLX	0.000000	0.000000	0.000000	2,175.979642	21.109391	0.000000	(1,087.989803)	(1.319728)	0.000000	1,107.779502	30.840000
1FFOPX	0.000000	0.000000	0.000000	234.249648	2.915997	0.000000	(81.797439)	(0.179379)	0.000000	155.188827	30.910000
1FFLDX	0.000000	0.000000	0.000000	2,165.301451	24.280687	0.000000	(888.426007)	(1.524745)	0.000000	1,299.631386	25.450000
1FSSNX	0.000000	0.000000	0.000000	145.683313	1.545714	0.000000	0.000000	(0.344258)	0.000000	146.884769	30.930000
1FSMDX	0.000000	0.000000	0.000000	296.238081	3.278947	0.000000	0.000000	(0.702014)	0.000000	298.815014	36.930000
1JLGMX	0.000000	0.000000	9.857379	0.000000	1.065879	0.000000	0.000000	(0.015760)	0.000000	10.907498	86.440000
1RLBGX	0.000000	0.000000	0.000000	70.006438	5.872293	0.000000	0.000000	(0.167269)	0.000000	75.711462	37.510000
1DGCXX	0.000000	0.000000	91,484.000000	0.000000	202.470000	0.000000	(91,686.470000)	0.000000	0.000000	0.000000	0.000000

ROTH CONTRIBUTION 01

SUMMARY OF DOLLAR ACTIVITY

INVESTMENT OPTION	BEGINNING BALANCE	CONTRIBUTIONS/ DEPOSITS	ADDITIONAL DEPOSITS	TRANSFERS IN	INTEREST/ DIVIDENDS	CHANGE IN VALUE	TRANSFERS OUT	FEES	WITHDRAWALS	ENDING BALANCE
1BKCPX	0.00	229.76	0.00	0.00	0.00	7.59	0.00	(0.03)	(237.32)	0.00
1BKMPX	0.00	4,945.51	0.00	25,235.08	856.89	1,255.55	(16,002.85)	(58.40)	0.00	16,231.78
1BKGPX	0.00	2,360.28	0.00	0.00	138.88	(83.90)	0.00	(1.88)	(192.27)	2,221.11
1BKAPX	0.00	1,275.98	0.00	2,748.38	252.85	353.62	0.00	(12.22)	0.00	4,618.61
1FQIFX	0.00	692.40	0.00	9,657.00	5.06	69.27	(607.28)	(9.86)	(9,806.59)	0.00
1FXIFX	0.00	11,236.21	0.00	54,611.95	233.31	5,008.60	(60,986.82)	(118.49)	(9,984.76)	0.00
1FIHFX	0.00	11,070.37	0.00	108,732.98	512.07	11,088.58	(56,004.34)	(326.60)	(75,073.06)	0.00
1FBIFX	0.00	7,856.90	0.00	185,239.12	416.06	13,841.33	(102,058.61)	(410.43)	(104,884.37)	0.00
1FIOFX	0.00	15,094.97	0.00	260,925.99	170.87	19,843.68	(223,750.62)	(436.16)	(71,848.73)	0.00
1FIPFX	0.00	38,325.59	0.00	310,137.50	223.35	37,481.87	(369,113.14)	(662.39)	(16,392.78)	0.00
1FDEWX	0.00	31,004.53	0.00	281,643.82	186.19	30,652.89	(313,928.60)	(603.31)	(28,955.52)	0.00
1FDKLX	0.00	38,172.83	0.00	132,314.97	103.38	20,161.28	(182,673.16)	(581.22)	(7,498.08)	0.00
1FFIJX	0.00	8,017.68	0.00	10,598.69	6.58	2,144.16	(19,954.59)	(31.69)	(780.83)	0.00
1FFEDX	0.00	0.00	0.00	1,215.73	24.32	(10.92)	(608.45)	(0.81)	0.00	619.87
1FFEGX	0.00	2,329.87	0.00	85,843.31	1,374.57	(273.56)	(40,537.98)	(62.29)	0.00	48,673.92
1FFEZX	0.00	4,588.36	0.00	85,619.67	1,446.27	98.52	(29,615.33)	(67.42)	0.00	62,070.07
1FFIZX	0.00	1,473.99	0.00	203,659.57	2,184.89	1,049.25	(101,600.96)	(129.27)	(0.27)	106,637.20
1FFOLX	0.00	6,810.58	0.00	323,284.07	3,420.26	2,389.87	(144,731.26)	(229.60)	(12,322.96)	178,620.96
1FFOPX	0.00	12,932.68	0.00	561,546.72	6,126.60	4,365.12	(259,439.69)	(365.23)	(797.72)	324,368.48
1FFLDX	0.00	11,711.76	0.00	517,309.37	5,340.39	3,947.60	(250,441.50)	(337.64)	(3,135.60)	284,394.38
1FFLEX	0.00	10,712.14	0.00	257,548.52	3,104.73	2,338.85	(103,542.38)	(185.35)	(3,943.76)	166,032.75
1FFIKX	0.00	2,723.24	0.00	34,974.54	393.82	272.38	(16,985.02)	(22.27)	(0.70)	21,355.99
1RNWGX	0.00	515.30	0.00	1,028.20	96.05	58.65	0.00	(1.89)	0.00	1,696.31
1DSCGX	0.00	1,187.54	0.00	4,609.72	32.30	118.39	0.00	(17.94)	0.00	5,930.01
1FSSNX	0.00	1,736.96	0.00	2,291.90	49.66	712.74	0.00	(8.96)	0.00	4,782.30
1FSMDX	0.00	1,581.89	0.00	6,111.72	90.09	898.82	0.00	(17.87)	0.00	8,664.65
1JMGMX	0.00	5,854.23	0.00	18,456.42	2,038.74	(1,124.85)	(168.78)	(60.08)	0.00	24,995.68
1TRMIX	0.00	1,494.56	0.00	206.88	88.83	(3.68)	0.00	(3.22)	0.00	1,783.37
1FXAIX	0.00	34,843.04	0.00	94,895.72	1,433.18	19,511.18	(1,524.62)	(413.55)	0.00	148,744.95
1JLGMX	0.00	9,810.45	0.00	39,665.66	5,238.41	(1,148.45)	0.00	(101.23)	0.00	53,464.84
1TRPIX	0.00	358.85	0.00	2,931.60	158.77	118.17	0.00	(11.59)	0.00	3,555.80
1RLBGX	0.00	2,297.25	0.00	6,186.41	726.81	457.96	0.00	(23.86)	0.00	9,644.57
1FIWDX	0.00	0.00	0.00	131.60	5.75	4.45	0.00	(0.70)	0.00	141.10
1FHRRX	0.00	360.71	0.00	0.00	12.17	4.43	0.00	(0.67)	0.00	376.64
1DGCXX	0.00	0.00	1,337,863.73	0.00	2,960.92	0.00	(1,340,768.60)	(0.02)	(56.03)	0.00
1GWAQ35	0.00	0.00	0.00	5,938.16	65.99	0.00	(256.39)	(0.90)	(656.60)	5,090.26
TOTALS	**0.00**	**283,606.41**	**1,337,863.73**	**3,635,300.97**	**39,519.01**	**175,609.44**	**(3,635,300.97)**	**(5,315.04)**	**(346,567.95)**	**1,484,715.60**

ROTH CONTRIBUTION 01

SUMMARY OF UNIT/SHARE ACTIVITY

INVESTMENT OPTION	BEGINNING UNITS/ SHARES	CONTRIBUTIONS/ DEPOSITS	ADDITIONAL DEPOSITS	TRANSFERS IN	DIVIDENDS	EARNINGS	TRANSFERS OUT	FEES	WITHDRAWALS	ENDING UNITS/ SHARES	ENDING VALUE/ PRICE
1BKCPX	0.000000	20.652379	0.000000	0.000000	0.000000	0.021794	0.000000	(0.002778)	(20.671395)	0.000000	0.000000
1BKMPX	0.000000	353.067424	0.000000	1,979.007919	62.228759	0.074205	(1,205.941974)	(4.499573)	0.000000	1,183.936760	13.710000
1BKGPX	0.000000	139.940637	0.000000	0.000000	8.530713	0.021855	0.000000	(0.111400)	(11.191502)	137.190303	16.190000
1BKAPX	0.000000	67.832392	0.000000	165.266386	13.371232	0.028750	0.000000	(0.697185)	0.000000	245.801575	18.790000
1FQIFX	0.000000	36.532213	0.000000	510.682179	0.269006	0.000000	(29.323192)	(0.522817)	(517.637389)	0.000000	0.000000
1FXIFX	0.000000	538.824825	0.000000	2,656.223250	11.386531	0.000000	(2,761.144146)	(5.820390)	(439.470070)	0.000000	0.000000
1FIHFX	0.000000	449.385013	0.000000	4,559.371625	21.615449	0.000000	(2,110.186431)	(13.756559)	(2,906.429097)	0.000000	0.000000
1FBIFX	0.000000	307.057327	0.000000	7,330.396518	16.609181	0.000000	(3,574.732404)	(16.668785)	(4,062.661837)	0.000000	0.000000
1FIOFX	0.000000	542.829297	0.000000	9,790.843904	6.467454	0.000000	(7,641.344138)	(16.806348)	(2,681.990169)	0.000000	0.000000
1FIPFX	0.000000	1,388.801302	0.000000	11,612.922314	8.431482	0.000000	(12,423.260096)	(25.498487)	(561.396515)	0.000000	0.000000
1FDEWX	0.000000	1,361.606991	0.000000	12,825.310565	8.548674	0.000000	(12,840.154752)	(28.407933)	(1,326.903545)	0.000000	0.000000
1FDKLX	0.000000	1,972.620891	0.000000	7,090.270731	5.600217	0.000000	(8,673.889192)	(30.794816)	(363.807831)	0.000000	0.000000
1FFIJX	0.000000	512.458077	0.000000	703.764275	0.440427	0.000000	(1,167.250879)	(2.145947)	(47.265953)	0.000000	0.000000
1FFEDX	0.000000	0.000000	0.000000	58.674228	1.192157	0.000000	(29.337198)	(0.038793)	0.000000	30.490394	20.330000
1FFEGX	0.000000	100.737754	0.000000	3,774.396734	60.553744	0.111947	(1,780.323944)	(2.715345)	0.000000	2,152.760890	22.610000
1FFEZX	0.000000	169.742282	0.000000	3,223.126006	54.106622	0.184889	(1,112.940091)	(2.511922)	0.000000	2,331.707786	26.620000
1FFIZX	0.000000	50.583901	0.000000	7,125.996992	75.419054	0.063763	(3,548.758500)	(4.468373)	(0.009564)	3,698.827273	28.830000
1FFOLX	0.000000	219.050871	0.000000	10,617.179590	110.366571	0.198801	(4,743.731579)	(7.437642)	(403.766849)	5,791.859763	30.840000
1FFOPX	0.000000	415.893081	0.000000	18,402.122262	197.186994	0.458956	(8,483.966186)	(11.804460)	(25.925252)	10,493.965395	30.910000
1FFLDX	0.000000	456.731326	0.000000	20,594.909055	208.772086	0.542811	(9,950.000399)	(13.261557)	(123.061057)	11,174.632265	25.450000
1FFLEX	0.000000	493.936692	0.000000	12,107.344315	143.273189	0.931841	(4,856.584746)	(8.588971)	(182.920347)	7,697.391973	21.570000
1FFIKX	0.000000	154.815425	0.000000	2,030.852388	22.452680	0.209659	(983.874385)	(1.275486)	(0.041225)	1,223.139056	17.460000
1RNWGX	0.000000	5.865136	0.000000	11.305519	1.055957	0.001599	0.000000	(0.021654)	0.000000	18.206557	93.170000
1DSCGX	0.000000	40.761552	0.000000	154.533020	1.110791	0.013311	0.000000	(0.644098)	0.000000	195.774576	30.290000
1FSSNX	0.000000	60.275974	0.000000	93.053187	1.576507	0.016633	0.000000	(0.305429)	0.000000	154.616872	30.930000
1FSMDX	0.000000	43.434527	0.000000	189.217338	2.446846	0.012708	0.000000	(0.487975)	0.000000	234.623444	36.930000
1JMGMX	0.000000	108.694530	0.000000	341.003822	38.071709	0.038008	(3.614109)	(1.092269)	0.000000	483.101691	51.740000
1TRMIX	0.000000	46.750290	0.000000	6.240724	2.704934	0.014281	0.000000	(0.101594)	0.000000	55.608635	32.070000
1FXAIX	0.000000	159.864245	0.000000	468.623474	6.552221	0.053677	(7.396816)	(1.981847)	0.000000	625.714954	237.720000
1JLGMX	0.000000	109.938474	0.000000	450.373378	59.298691	0.036571	0.000000	(1.127517)	0.000000	618.519597	86.440000
1TRPIX	0.000000	7.476969	0.000000	64.050688	3.301518	0.000000	0.000000	(0.252745)	0.000000	74.576430	47.680000
1RLBGX	0.000000	61.949250	0.000000	176.126621	19.672011	0.027885	0.000000	(0.656001)	0.000000	257.119766	37.510000
1FIWDX	0.000000	0.000000	0.000000	11.247863	0.482728	0.000000	0.000000	(0.059475)	0.000000	11.671116	12.090000
1FHRRX	0.000000	206.182938	0.000000	0.000000	6.941827	0.051136	0.000000	(0.383672)	0.000000	212.792229	1.770000
1DGCXX	0.000000	0.000000	1,337,863.730000	0.000000	2,960.920000	0.000000	(1,340,768.600000)	(0.020000)	(56.030000)	0.000000	0.000000

SAFE HARBOR MATCH 01

SUMMARY OF DOLLAR ACTIVITY

INVESTMENT OPTION	BEGINNING BALANCE	CONTRIBUTIONS/ DEPOSITS	ADDITIONAL DEPOSITS	TRANSFERS IN	INTEREST/ DIVIDENDS	CHANGE IN VALUE	TRANSFERS OUT	FEES	WITHDRAWALS	ENDING BALANCE
1BKCPX	0.00	222.31	0.00	0.00	0.00	0.00	0.00	0.00	(222.31)	0.00
1BKMPX	0.00	3,409.11	0.00	13,895.00	554.55	679.22	(8,144.30)	(35.76)	0.00	10,357.82
1BKGPX	0.00	4,207.69	0.00	0.00	255.08	(57.25)	0.00	(7.47)	(763.66)	3,634.39
1BKAPX	0.00	659.62	0.00	2,526.05	203.30	332.67	0.00	(10.87)	0.00	3,710.77
1FLIFX	0.00	292.31	0.00	2,234.68	20.44	194.88	(2,735.96)	(6.35)	0.00	0.00
1FQIFX	0.00	12,319.17	0.00	106,277.47	803.13	8,337.35	(104,309.02)	(254.13)	(23,173.97)	0.00
1FXIFX	0.00	17,079.00	0.00	117,542.25	487.67	10,495.65	(140,114.86)	(262.70)	(5,227.01)	0.00
1FIHFX	0.00	42,613.20	0.00	258,523.53	1,093.78	27,324.99	(265,673.88)	(685.66)	(63,195.96)	0.00
1FBIFX	0.00	31,901.08	0.00	193,099.64	601.53	24,446.06	(196,186.89)	(538.68)	(53,322.74)	0.00
1FIOFX	0.00	60,940.33	0.00	321,649.94	310.94	38,061.51	(352,528.74)	(758.28)	(67,675.70)	0.00
1FIPFX	0.00	53,416.63	0.00	386,263.46	262.64	42,944.02	(437,481.42)	(782.68)	(44,622.65)	0.00
1FDEWX	0.00	36,620.93	0.00	253,015.83	166.12	27,735.09	(280,904.14)	(547.00)	(36,086.83)	0.00
1FDKLX	0.00	24,736.85	0.00	86,906.48	67.78	13,448.48	(117,682.88)	(399.25)	(7,077.46)	0.00
1FFIJX	0.00	11,885.54	0.00	19,893.93	11.50	3,655.20	(33,705.49)	(66.33)	(1,674.35)	0.00
1FIWFX	0.00	0.00	0.00	5,473.68	119.70	(73.45)	(2,737.72)	(3.42)	(99.31)	2,679.48
1FFEDX	0.00	4,474.54	0.00	208,819.60	4,354.00	(2,019.86)	(104,510.58)	(132.32)	0.00	110,985.38
1FFEGX	0.00	7,978.25	0.00	233,817.17	3,688.25	(760.02)	(113,965.08)	(157.27)	0.00	130,601.30
1FFEZX	0.00	14,180.88	0.00	437,778.24	6,022.84	517.45	(197,649.97)	(312.89)	(2,052.29)	258,484.26
1FFIZX	0.00	10,539.44	0.00	373,975.78	4,359.76	1,947.33	(177,788.89)	(250.12)	(0.18)	212,783.12
1FFOLX	0.00	20,883.15	0.00	630,602.18	6,246.88	4,654.46	(304,484.46)	(448.39)	(31,213.38)	326,240.44
1FFOPX	0.00	18,111.40	0.00	625,009.71	6,867.61	4,810.28	(289,718.46)	(421.44)	(1,057.99)	363,601.11
1FFLDX	0.00	13,698.92	0.00	471,404.16	4,946.50	3,575.25	(228,377.80)	(306.07)	(1,521.46)	263,419.50
1FFLEX	0.00	8,259.05	0.00	195,699.77	2,166.64	1,605.16	(88,830.18)	(135.02)	(2,898.41)	115,867.01
1FFIKX	0.00	4,212.13	0.00	63,457.13	630.54	479.88	(31,340.21)	(44.39)	(3,202.85)	34,192.23
1RNWGX	0.00	1,268.49	0.00	2,135.94	94.51	466.44	(143.98)	(9.21)	(2,149.67)	1,662.52
1MOSZX	0.00	1,786.88	0.00	6,153.89	1,093.18	188.81	(101.64)	(27.82)	(2,021.87)	7,071.43
1DSCGX	0.00	1,625.47	0.00	7,274.96	50.43	174.54	(4.15)	(28.46)	0.00	9,092.79
1FSSNX	0.00	1,742.06	0.00	2,813.44	39.66	745.30	(101.90)	(11.97)	(1,479.04)	3,747.55
1FSMDX	0.00	2,318.83	0.00	9,857.44	128.60	1,071.27	(11.45)	(34.64)	(1,524.14)	11,805.91
1JMGMX	0.00	4,229.37	0.00	10,851.95	1,238.57	(786.08)	(321.48)	(37.02)	0.00	15,175.31
1TRMIX	0.00	1,005.33	0.00	166.74	61.42	(4.57)	0.00	(2.25)	0.00	1,226.67
1FXAIX	0.00	30,008.08	0.00	126,587.99	1,797.60	21,740.95	(1,356.21)	(527.71)	(4,698.95)	173,551.75
1JLGMX	0.00	6,934.84	0.00	26,058.00	3,545.38	(292.10)	0.00	(91.55)	0.00	36,154.57
1TRPIX	0.00	445.30	0.00	2,694.45	153.41	111.10	0.00	(10.88)	0.00	3,393.38
1RLBGX	0.00	1,689.06	0.00	6,844.93	578.56	384.67	(1,837.86)	(19.18)	0.00	7,640.18
1RBFGX	0.00	526.67	0.00	673.44	32.34	25.02	(19.14)	(3.50)	(1,234.83)	0.00
1FIWDX	0.00	395.00	0.00	1,485.18	64.96	61.17	(6.54)	(7.87)	(921.03)	1,070.87
1FHRRX	0.00	769.48	0.00	661.46	53.26	14.88	(11.09)	(3.93)	(1,230.65)	253.41
1DGCXX	0.00	0.00	1,732,681.43	0.00	3,834.68	0.00	(1,736,456.22)	(0.01)	(59.88)	0.00
1GWAQ35	0.00	0.00	0.00	7,397.10	86.57	0.00	(280.00)	(2.11)	(619.90)	6,581.66
TOTALS	**0.00**	**457,386.39**	**1,732,681.43**	**5,219,522.59**	**57,094.31**	**236,235.75**	**(5,219,522.59)**	**(7,384.60)**	**(361,028.47)**	**2,114,984.81**

PARTICIPANT SUMMARY BY INVESTMENT OPTION AND MONEY SOURCE

Executech 401(k) Plan

01-JAN-25 to 31-DEC-25

SAFE HARBOR MATCH 01

SUMMARY OF UNIT/SHARE ACTIVITY

INVESTMENT OPTION	BEGINNING UNITS/ SHARES	CONTRIBUTIONS/ DEPOSITS	ADDITIONAL DEPOSITS	TRANSFERS IN	DIVIDENDS	EARNINGS	TRANSFERS OUT	FEES	WITHDRAWALS	ENDING UNITS/ SHARES	ENDING VALUE/ PRICE
1BKCPX	0.000000	19.364983	0.000000	0.000000	0.000000	0.000000	0.000000	0.000000	(19.364983)	0.000000	0.000000
1BKMPX	0.000000	243.482060	0.000000	1,088.179612	40.272332	0.038163	(613.737754)	(2.740732)	0.000000	755.493681	13.710000
1BKGPX	0.000000	253.623766	0.000000	0.000000	15.668306	0.085056	0.000000	(0.442694)	(44.450524)	224.483910	16.190000
1BKAPX	0.000000	35.451079	0.000000	151.897174	10.750926	0.008886	0.000000	(0.621689)	0.000000	197.486376	18.790000
1FLIFX	0.000000	20.215077	0.000000	154.756233	1.413555	0.000000	(175.945921)	(0.438944)	0.000000	0.000000	0.000000
1FQIFX	0.000000	635.206054	0.000000	5,620.172923	42.696970	0.000000	(5,036.649518)	(13.608338)	(1,247.818091)	0.000000	0.000000
1FXIFX	0.000000	803.472609	0.000000	5,717.035506	23.800390	0.000000	(6,262.793695)	(12.912035)	(268.602775)	0.000000	0.000000
1FIHFX	0.000000	1,737.143586	0.000000	10,843.129961	46.170536	0.000000	(10,115.300229)	(29.139226)	(2,482.004628)	0.000000	0.000000
1FBIFX	0.000000	1,223.884876	0.000000	7,641.332625	24.013173	0.000000	(6,871.695183)	(21.770262)	(1,995.765229)	0.000000	0.000000
1FIOFX	0.000000	2,206.929013	0.000000	12,069.416133	11.769118	0.000000	(11,775.660028)	(29.214649)	(2,483.239587)	0.000000	0.000000
1FIPFX	0.000000	1,929.775146	0.000000	14,462.882199	9.914688	0.000000	(14,805.439949)	(30.179761)	(1,566.952323)	0.000000	0.000000
1FDEWX	0.000000	1,604.828607	0.000000	11,521.668031	7.627181	0.000000	(11,452.559951)	(25.769818)	(1,655.794050)	0.000000	0.000000
1FDKLX	0.000000	1,280.027152	0.000000	4,655.430583	3.671725	0.000000	(5,574.647285)	(21.083012)	(343.399163)	0.000000	0.000000
1FFIJX	0.000000	756.017451	0.000000	1,320.978087	0.769747	0.000000	(1,965.830101)	(4.514531)	(107.420653)	0.000000	0.000000
1FIWFX	0.000000	0.000000	0.000000	352.118366	7.906209	0.000000	(176.059202)	(0.218950)	(6.297400)	177.449023	15.100000
1FFEDX	0.000000	212.777621	0.000000	10,078.166022	213.431373	0.237748	(5,039.083091)	(6.337164)	0.000000	5,459.192509	20.330000
1FFEGX	0.000000	345.224365	0.000000	10,280.234038	162.477977	0.235838	(5,005.053698)	(6.855710)	0.000000	5,776.262810	22.610000
1FFEZX	0.000000	524.797361	0.000000	16,475.444761	225.321361	0.655278	(7,427.657499)	(11.657601)	(76.751091)	9,710.152570	26.620000
1FFIZX	0.000000	361.882073	0.000000	13,086.392988	150.492232	0.379384	(6,209.880127)	(8.645699)	(0.006376)	7,380.614475	28.830000
1FFOLX	0.000000	671.995566	0.000000	20,707.381554	201.577286	0.753912	(9,979.825658)	(14.525706)	(1,008.873289)	10,578.483665	30.840000
1FFOPX	0.000000	581.924327	0.000000	20,481.707686	221.036689	0.671310	(9,474.115234)	(13.621203)	(34.383815)	11,763.219760	30.910000
1FFLDX	0.000000	534.365107	0.000000	18,767.324241	193.373732	0.554118	(9,073.413244)	(12.021589)	(59.712105)	10,350.470260	25.450000
1FFLEX	0.000000	380.405126	0.000000	9,198.043716	99.983388	0.452334	(4,166.518363)	(6.257035)	(134.435192)	5,371.673974	21.570000
1FFIKX	0.000000	239.607739	0.000000	3,684.344839	35.948688	0.252060	(1,815.611923)	(2.542382)	(183.680483)	1,958.318538	17.460000
1RNWGX	0.000000	14.810015	0.000000	25.741068	1.039028	0.005439	(1.605717)	(0.106935)	(22.038895)	17.844003	93.170000
1MOSZX	0.000000	189.267037	0.000000	709.990536	126.233257	0.067278	(11.011918)	(3.020296)	(200.582414)	810.943480	8.720000
1DSCGX	0.000000	55.720814	0.000000	243.880657	1.735588	0.016382	(0.138843)	(1.023554)	0.000000	300.191044	30.290000
1FSSNX	0.000000	62.413234	0.000000	110.600125	1.259048	0.020958	(3.313352)	(0.417217)	(49.400275)	121.162521	30.930000
1FSMDX	0.000000	65.286152	0.000000	293.894660	3.497909	0.023755	(0.322809)	(0.984797)	(41.711525)	319.683345	36.930000
1JMGMX	0.000000	77.950600	0.000000	199.758794	23.129226	0.023405	(6.883834)	(0.678733)	0.000000	293.299458	51.740000
1TRMIX	0.000000	31.411633	0.000000	5.030027	1.870279	0.009004	0.000000	(0.071100)	0.000000	38.249843	32.070000
1FXAIX	0.000000	138.301204	0.000000	612.612884	8.279756	0.037174	(6.565316)	(2.537416)	(20.060421)	730.067865	237.720000
1JLGMX	0.000000	77.195141	0.000000	301.970960	40.133612	0.018650	0.000000	(1.056390)	0.000000	418.261973	86.440000
1TRPIX	0.000000	9.342824	0.000000	58.869347	3.190060	0.004628	0.000000	(0.237019)	0.000000	71.169840	47.680000
1RLBGX	0.000000	45.680828	0.000000	194.830999	15.660296	0.014335	(51.975575)	(0.527261)	0.000000	203.683622	37.510000
1RBFGX	0.000000	46.771158	0.000000	60.126628	2.843699	0.020001	(1.702847)	(0.308446)	(107.750193)	0.000000	0.000000
1FIWDX	0.000000	33.610669	0.000000	126.843928	5.455310	0.014876	(0.564279)	(0.667531)	(76.117911)	88.575062	12.090000
1FHRRX	0.000000	440.797277	0.000000	379.670081	30.466550	0.181818	(6.447675)	(2.263593)	(699.235193)	143.169265	1.770000
1DGCXX	0.000000	0.000000	1,732,681.430000	0.000000	3,834.680000	0.000000	(1,736,456.220000)	(0.010000)	(59.880000)	0.000000	0.000000

SUMMARY OF UNIT/SHARE ACTIVITY

INVESTMENT OPTION	BEGINNING UNITS/ SHARES	CONTRIBUTIONS/ DEPOSITS	ADDITIONAL DEPOSITS	TRANSFERS IN	DIVIDENDS	EARNINGS	TRANSFERS OUT	FEES	WITHDRAWALS	ENDING UNITS/ SHARES	ENDING VALUE/ PRICE

LEGEND

INVESTMENT OPTION:

1BKCPX	BLACKROCK 20/80 TARGET ALLOCATION K	1BKMPX	BLACKROCK 40/60 TARGET ALLOCATION K
1BKGPX	BLACKROCK 60/40 TARGET ALLOCATION K	1BKAPX	BLACKROCK 80/20 TARGET ALLOCATION K
1FLIFX	FIDELITY FREEDOM INDEX 2015 INVESTOR	1FQIFX	FIDELITY FREEDOM INDEX 2025 INVESTOR
1FXIFX	FIDELITY FREEDOM INDEX 2030 INVESTOR	1FIHFX	FIDELITY FREEDOM INDEX 2035 INVESTOR
1FBIFX	FIDELITY FREEDOM INDEX 2040 INVESTOR	1FIOFX	FIDELITY FREEDOM INDEX 2045 INVESTOR
1FIPFX	FIDELITY FREEDOM INDEX 2050 INVESTOR	1FDEWX	FIDELITY FREEDOM INDEX 2055 INVESTOR
1FDKLX	FIDELITY FREEDOM INDEX 2060 INVESTOR	1FFIJX	FIDELITY FREEDOM INDEX 2065 INVESTOR
1FIWFX	FIDELITY FREEDOM INDEX 2015 INSTL PREM	1FFEDX	FIDELITY FREEDOM INDEX 2025 INSTL PREM
1FFEGX	FIDELITY FREEDOM INDEX 2030 INSTL PREM	1FFEZX	FIDELITY FREEDOM INDEX 2035 INSTL PREM
1FFIZX	FIDELITY FREEDOM INDEX 2040 INSTL PREM	1FFOLX	FIDELITY FREEDOM INDEX 2045 INSTL PREM
1FFOPX	FIDELITY FREEDOM INDEX 2050 INSTL PREM	1FFLDX	FIDELITY FREEDOM INDEX 2055 INSTL PREM
1FFLEX	FIDELITY FREEDOM INDEX 2060 INSTL PREM	1FFIKX	FIDELITY FREEDOM INDEX 2065 INSTL PRM
1RNWGX	AMERICAN FUNDS NEW WORLD R6	1MOSZX	MASSMUTUAL OVERSEAS I
1DSCGX	DFA US SMALL CAP GROWTH INSTL	1FSSNX	FIDELITY SMALL CAP INDEX
1FSMDX	FIDELITY MID CAP INDEX	1JMGMX	JPMORGAN MID CAP GROWTH R6
1TRMIX	T. ROWE PRICE MID-CAP VALUE I	1FXAIX	FIDELITY 500 INDEX
1JLGMX	JPMORGAN LARGE CAP GROWTH R6	1TRPIX	T. ROWE PRICE VALUE I
1RLBGX	AMERICAN FUNDS AMERICAN BALANCED R6	1RBFGX	AMERICAN FUNDS BOND FUND OF AMER R6
1FIWDX	FIDELITY ADVISOR STRATEGIC INCOME Z	1FHRRX	FRANKLIN HIGH INCOME R6
1DGCXX	DREYFUS GOVERNMENT CASH MGMT INSTL	1GWAQ35	EMPOWER FIXED ACCOUNT - SERIES CLASS I

FORFEITURE/ASSET HOLDING ACCOUNT

Executech 401(k) Plan

01-JAN-25 to 31-DEC-25

ASSET HOLDING ACCT - 01

INVESTMENT OPTION	BEGINNING BALANCE	CONTRIBUTIONS	FORFEITURES	TRANSFERS IN	INTEREST/ DIVIDENDS	CHANGE IN VALUE	TRANSFERS OUT	FEES	WITHDRAWALS	ENDING BALANCE
2DGCXX	0.00	0.00	0.00	8,213,275.55	0.00	0.00	(8,213,275.55)	0.00	0.00	0.00
TOTALS	**0.00**	**0.00**	**0.00**	**8,213,275.55**	**0.00**	**0.00**	**(8,213,275.55)**	**0.00**	**0.00**	**0.00**

INVESTMENT OPTION	BEGINNING UNITS/ SHARES	CONTRIBUTIONS	FORFEITURES	TRANSFERS IN	DIVIDENDS	EARNINGS	TRANSFERS OUT	FEES	WITHDRAWALS	ENDING UNITS/ SHARES
2DGCXX	0.000000	0.000000	0.000000	8,213,275.550000	0.000000	0.000000	(8,213,275.550000)	0.000000	0.000000	0.000000

EMPLOYER MATCH - 01

INVESTMENT OPTION	BEGINNING BALANCE	CONTRIBUTIONS	FORFEITURES	TRANSFERS IN	INTEREST/ DIVIDENDS	CHANGE IN VALUE	TRANSFERS OUT	FEES	WITHDRAWALS	ENDING BALANCE
3DGCXX	0.00	0.00	0.00	1,542.81	3.41	0.00	(1,546.22)	0.00	0.00	0.00
3GWAQ35	0.00	0.00	0.00	1,546.22	21.12	0.00	0.00	0.00	0.00	1,567.34
TOTALS	**0.00**	**0.00**	**0.00**	**3,089.03**	**24.53**	**0.00**	**(1,546.22)**	**0.00**	**0.00**	**1,567.34**

INVESTMENT OPTION	BEGINNING UNITS/ SHARES	CONTRIBUTIONS	FORFEITURES	TRANSFERS IN	DIVIDENDS	EARNINGS	TRANSFERS OUT	FEES	WITHDRAWALS	ENDING UNITS/ SHARES
3DGCXX	0.000000	0.000000	0.000000	1,542.810000	3.410000	0.000000	(1,546.220000)	0.000000	0.000000	0.000000

EMPLOYER PROFIT SHARING - 01

INVESTMENT OPTION	BEGINNING BALANCE	CONTRIBUTIONS	FORFEITURES	TRANSFERS IN	INTEREST/ DIVIDENDS	CHANGE IN VALUE	TRANSFERS OUT	FEES	WITHDRAWALS	ENDING BALANCE
3DGCXX	0.00	0.00	0.00	22,926.33	50.74	0.00	(22,977.07)	0.00	0.00	0.00
3GWAQ35	0.00	(22,963.63)	0.00	22,977.07	9.34	0.00	0.00	0.00	0.00	22.78
TOTALS	**0.00**	**(22,963.63)**	**0.00**	**45,903.40**	**60.08**	**0.00**	**(22,977.07)**	**0.00**	**0.00**	**22.78**

INVESTMENT OPTION	BEGINNING UNITS/ SHARES	CONTRIBUTIONS	FORFEITURES	TRANSFERS IN	DIVIDENDS	EARNINGS	TRANSFERS OUT	FEES	WITHDRAWALS	ENDING UNITS/ SHARES
3DGCXX	0.000000	0.000000	0.000000	22,926.330000	50.740000	0.000000	(22,977.070000)	0.000000	0.000000	0.000000

PLAN EXPENSE ACCOUNT - 02

INVESTMENT OPTION	BEGINNING BALANCE	CONTRIBUTIONS	FORFEITURES	TRANSFERS IN	INTEREST/ DIVIDENDS	CHANGE IN VALUE	TRANSFERS OUT	FEES	WITHDRAWALS	ENDING BALANCE
4GWAQ35	0.00	0.00	0.00	0.00	0.00	0.00	0.00	0.00	0.00	0.00
TOTALS	**0.00**	**0.00**	**0.00**	**0.00**	**0.00**	**0.00**	**0.00**	**0.00**	**0.00**	**0.00**

SAFE HARBOR MATCH - 01

INVESTMENT OPTION	BEGINNING BALANCE	CONTRIBUTIONS	FORFEITURES	TRANSFERS IN	INTEREST/ DIVIDENDS	CHANGE IN VALUE	TRANSFERS OUT	FEES	WITHDRAWALS	ENDING BALANCE
3DGCXX	0.00	0.00	0.00	11.41	0.03	0.00	(11.44)	0.00	0.00	0.00
3GWAQ35	0.00	0.00	0.00	11.44	0.16	0.00	0.00	0.00	0.00	11.60
TOTALS	**0.00**	**0.00**	**0.00**	**22.85**	**0.19**	**0.00**	**(11.44)**	**0.00**	**0.00**	**11.60**

INVESTMENT OPTION	BEGINNING UNITS/ SHARES	CONTRIBUTIONS	FORFEITURES	TRANSFERS IN	DIVIDENDS	EARNINGS	TRANSFERS OUT	FEES	WITHDRAWALS	ENDING UNITS/ SHARES
3DGCXX	0.000000	0.000000	0.000000	11.410000	0.030000	0.000000	(11.440000)	0.000000	0.000000	0.000000

UNCLAIMED PROPERTY - 01

INVESTMENT OPTION	BEGINNING BALANCE	CONTRIBUTIONS	FORFEITURES	TRANSFERS IN	INTEREST/ DIVIDENDS	CHANGE IN VALUE	TRANSFERS OUT	FEES	WITHDRAWALS	ENDING BALANCE
4GWAQ35	0.00	22,963.63	0.00	0.00	304.51	0.00	0.00	0.00	0.00	23,268.14
TOTALS	**0.00**	**22,963.63**	**0.00**	**0.00**	**304.51**	**0.00**	**0.00**	**0.00**	**0.00**	**23,268.14**

GRAND TOTALS

INVESTMENT OPTION	BEGINNING BALANCE	CONTRIBUTIONS	FORFEITURES	TRANSFERS IN	INTEREST/ DIVIDENDS	CHANGE IN VALUE	TRANSFERS OUT	FEES	WITHDRAWALS	ENDING BALANCE
2DGCXX	0.00	0.00	0.00	8,213,275.55	0.00	0.00	(8,213,275.55)	0.00	0.00	0.00
3DGCXX	0.00	0.00	0.00	24,480.55	54.18	0.00	(24,534.73)	0.00	0.00	0.00
3GWAQ35	0.00	(22,963.63)	0.00	24,534.73	30.62	0.00	0.00	0.00	0.00	1,601.72
4GWAQ35	0.00	22,963.63	0.00	0.00	304.51	0.00	0.00	0.00	0.00	23,268.14
TOTALS	**0.00**	**0.00**	**0.00**	**8,262,290.83**	**389.31**	**0.00**	**(8,237,810.28)**	**0.00**	**0.00**	**24,869.86**

INVESTMENT OPTION	BEGINNING UNITS/ SHARES	CONTRIBUTIONS	FORFEITURES	TRANSFERS IN	DIVIDENDS	EARNINGS	TRANSFERS OUT	FEES	WITHDRAWALS	ENDING UNITS/ SHARES
2DGCXX	0.000000	0.000000	0.000000	8,213,275.550000	0.000000	0.000000	(8,213,275.550000)	0.000000	0.000000	0.000000
3DGCXX	0.000000	0.000000	0.000000	24,480.550000	54.180000	0.000000	(24,534.730000)	0.000000	0.000000	0.000000

TRANSACTION	EVENT	DATE	AMOUNT	INVESTMENT OPTION	UNITS/ SHARES	NAME	PARTICIPANT IDENTIFIER	DIVISION, LOCATION/ UNCASHED CHECK INFORMATION
ASSET HOLDING ACCT - 01								
TRANSFERS IN								
Assets Within Plan	132136177	02-JAN-25	8,213,275.55	2DGCXX	8,213,275.550000			
Total			**8,213,275.55**					
TRANSFERS OUT								
Conversion	135721493	02-JAN-25	(8,213,275.55)	2DGCXX	(8,213,275.550000)			
Total			**(8,213,275.55)**					

TRANSACTION	EVENT	DATE	AMOUNT	INVESTMENT OPTION	UNITS/ SHARES	NAME	PARTICIPANT IDENTIFIER	DIVISION, LOCATION/ UNCASHED CHECK INFORMATION
EMPLOYER MATCH - 01								
TRANSFERS IN								
Conversion	135721493	02-JAN-25	1,542.81	3DGCXX	1,542.810000			
Assets Within Plan	135722536	21-JAN-25	1,542.81	3GWAQ35				
Transfer In	138010235	31-JAN-25	3.41	3GWAQ35				
Total			**3,089.03**					
DIVIDENDS								
Dividend	137981684	31-JAN-25	3.41	3DGCXX	3.410000			
Total			**3.41**					
TRANSFERS OUT								
Assets Within Plan	135722536	21-JAN-25	(1,542.81)	3DGCXX	(1,542.810000)			
Transfer Out	138010235	31-JAN-25	(3.41)	3DGCXX	(3.410000)			
Total			**(1,546.22)**					

TRANSACTION	EVENT	DATE	AMOUNT	INVESTMENT OPTION	UNITS/ SHARES	NAME	PARTICIPANT IDENTIFIER	DIVISION, LOCATION/ UNCASHED CHECK INFORMATION
EMPLOYER PROFIT SHARING - 01								
CONTRIBUTIONS								
Uncashed Checks	195952426	31-JAN-25	(22,963.63)	3GWAQ35				
Total			**(22,963.63)**					
TRANSFERS IN								
Conversion	135721493	02-JAN-25	22,926.33	3DGCXX	22,926.330000			
Assets Within Plan	135722536	21-JAN-25	22,926.33	3GWAQ35				
Transfer In	138010256	31-JAN-25	50.74	3GWAQ35				
Total			**45,903.40**					
DIVIDENDS								
Dividend	137981684	31-JAN-25	50.74	3DGCXX	50.740000			
Total			**50.74**					
TRANSFERS OUT								
Assets Within Plan	135722536	21-JAN-25	(22,926.33)	3DGCXX	(22,926.330000)			
Transfer Out	138010256	31-JAN-25	(50.74)	3DGCXX	(50.740000)			
Total			**(22,977.07)**					

TRANSACTION	EVENT	DATE	AMOUNT	INVESTMENT OPTION	UNITS/ SHARES	NAME	PARTICIPANT IDENTIFIER	DIVISION, LOCATION/ UNCASHED CHECK INFORMATION
SAFE HARBOR MATCH - 01								
TRANSFERS IN								
Conversion	135721493	02-JAN-25	11.41	3DGCXX	11.410000			
Assets Within Plan	135722536	21-JAN-25	11.41	3GWAQ35				
Transfer In	138010252	31-JAN-25	0.03	3GWAQ35				
Total			**22.85**					
DIVIDENDS								
Dividend	137981684	31-JAN-25	0.03	3DGCXX	0.030000			
Total			**0.03**					
TRANSFERS OUT								
Assets Within Plan	135722536	21-JAN-25	(11.41)	3DGCXX	(11.410000)			
Transfer Out	138010252	31-JAN-25	(0.03)	3DGCXX	(0.030000)			
Total			**(11.44)**					

TRANSACTION	EVENT	DATE	AMOUNT	INVESTMENT OPTION	UNITS/ SHARES	NAME	PARTICIPANT IDENTIFIER	DIVISION, LOCATION/ UNCASHED CHECK INFORMATION

UNCLAIMED PROPERTY - 01

[redacted]

PLAN EXPENSE ACCOUNT - 02

Expense Account Deposit

TRANSACTION	EVENT	DATE	AMOUNT	INVESTMENT OPTION	RECOVERY ID	RECOVERY NAME	RATE/ AMOUNT	BASIS	PPT
Expense Account Deposit	136088511	22-JAN-25	24,693.59	4GWAQ35	RIACUSTRI	RIA PAYMENT	0.003000	8,231,175.52	195
Expense Account Deposit	140289802	14-FEB-25	1,981.24	4GWAQ35	RIAZMR	RIA PAYMENT	0.000250	7,924,958.40	195
Expense Account Deposit	145287613	14-MAR-25	2,052.28	4GWAQ35	RIAZMR	RIA PAYMENT	0.000250	8,209,196.65	192
Expense Account Deposit	150450047	14-APR-25	1,993.55	4GWAQ35	RIAZMR	RIA PAYMENT	0.000250	7,974,521.40	193
Expense Account Deposit	155676231	14-MAY-25	1,911.10	4GWAQ35	RIAZMR	RIA PAYMENT	0.000250	7,644,496.39	190
Expense Account Deposit	162967600	16-JUN-25	2,046.94	4GWAQ35	RIAZMR	RIA PAYMENT	0.000250	8,187,806.15	191
Expense Account Deposit	168808307	14-JUL-25	2,197.16	4GWAQ35	RIAZMR	RIA PAYMENT	0.000250	8,788,872.18	192
Expense Account Deposit	174777111	14-AUG-25	2,290.37	4GWAQ35	RIAZMR	RIA PAYMENT	0.000250	9,161,402.51	194
Expense Account Deposit	182019673	15-SEP-25	2,252.39	4GWAQ35	RIAZMR	RIA PAYMENT	0.000250	9,009,392.25	193
Expense Account Deposit	188432479	14-OCT-25	2,271.43	4GWAQ35	RIAZMR	RIA PAYMENT	0.000250	9,085,806.82	190
Expense Account Deposit	196070659	14-NOV-25	2,333.21	4GWAQ35	RIAZMR	RIA PAYMENT	0.000250	9,332,983.76	191
Expense Account Deposit	203149129	15-DEC-25	2,316.70	4GWAQ35	RIAZMR	RIA PAYMENT	0.000250	9,266,940.52	190
Total			**48,339.96**						

Expense Account Payment

Expense Account Payment	136088511	22-JAN-25	(24,693.59)	4GWAQ35	RIACUSTRI	RIA PAYMENT			195
					** PAYEE:	GLOBAL RETIREMENT PARTNERS LLC	$24,693.59		
Expense Account Payment	140289802	14-FEB-25	(1,981.24)	4GWAQ35	RIAZMR	RIA PAYMENT			195
					** PAYEE:	GLOBAL RETIREMENT PARTNERS LLC	$1,981.24		
Expense Account Payment	145287613	14-MAR-25	(2,052.28)	4GWAQ35	RIAZMR	RIA PAYMENT			192
					** PAYEE:	GLOBAL RETIREMENT PARTNERS LLC	$2,052.28		
Expense Account Payment	150450047	14-APR-25	(1,993.55)	4GWAQ35	RIAZMR	RIA PAYMENT			193
					** PAYEE:	GLOBAL RETIREMENT PARTNERS LLC	$1,993.55		
Expense Account Payment	155676231	14-MAY-25	(1,911.10)	4GWAQ35	RIAZMR	RIA PAYMENT			190
					** PAYEE:	GLOBAL RETIREMENT PARTNERS LLC	$1,911.10		
Expense Account Payment	162967600	16-JUN-25	(2,046.94)	4GWAQ35	RIAZMR	RIA PAYMENT			191
					** PAYEE:	GLOBAL RETIREMENT PARTNERS LLC	$2,046.94		
Expense Account Payment	168808307	14-JUL-25	(2,197.16)	4GWAQ35	RIAZMR	RIA PAYMENT			192
					** PAYEE:	GLOBAL RETIREMENT PARTNERS LLC	$2,197.16		
Expense Account Payment	174777111	14-AUG-25	(2,290.37)	4GWAQ35	RIAZMR	RIA PAYMENT			194
					** PAYEE:	GLOBAL RETIREMENT PARTNERS LLC	$2,290.37		
Expense Account Payment	182019673	15-SEP-25	(2,252.39)	4GWAQ35	RIAZMR	RIA PAYMENT			193
					** PAYEE:	GLOBAL RETIREMENT PARTNERS LLC	$2,252.39		
Expense Account Payment	188432479	14-OCT-25	(2,271.43)	4GWAQ35	RIAZMR	RIA PAYMENT			190
					** PAYEE:	GLOBAL RETIREMENT PARTNERS LLC	$2,271.43		
Expense Account Payment	196070659	14-NOV-25	(2,333.21)	4GWAQ35	RIAZMR	RIA PAYMENT			191
					** PAYEE:	GLOBAL RETIREMENT PARTNERS LLC	$2,333.21		
Expense Account Payment	203149129	15-DEC-25	(2,316.70)	4GWAQ35	RIAZMR	RIA PAYMENT			190
					** PAYEE:	GLOBAL RETIREMENT PARTNERS LLC	$2,316.70		
Total			**(48,339.96)**						

FORFEITURE/ASSET HOLDING ACCOUNT

Executech 401(k) Plan

01-JAN-25 to 31-DEC-25

TRANSACTION	EVENT	DATE	AMOUNT	INVESTMENT OPTION	RECOVERY ID	RECOVERY NAME	RATE/ AMOUNT	BASIS	PPT

LEGEND

INVESTMENT OPTION:

2DGCXX	Dreyfus Government Cash Mgmt Instl	3DGCXX	Dreyfus Government Cash Mgmt Instl
3GWAQ35	Empower Fixed Account - Series Class I	4GWAQ35	Empower Fixed Account - Series Class I

CONTRIBUTIONS: Client directed deposits into the forfeiture account.
FORFEITURES: Non-vested portion of participant withdrawals.
WITHDRAWALS: Client directed withdrawals from the forfeiture account.

TRANSACTION REPORTS

EFFECTIVE	MONEY	DEPOSIT	PAYROLL	DATE	OUTSTANDING FROM PRIOR	CURRENT	OTHER	ALLOCATED TO

EFFECTIVE DATE	EVENT	MONEY SOURCE	DEPOSIT TYPE	PAYROLL DATE	DATE PROCESSED	OUTSTANDING FROM PRIOR PERIOD	CURRENT PERIOD	UNALLOCATED	OTHER ACTIVITY	REFUNDS	ALLOCATED TO PARTICIPANTS

EFFECTIVE DATE	EVENT	MONEY SOURCE	DEPOSIT TYPE	PAYROLL DATE	DATE PROCESSED	OUTSTANDING FROM PRIOR PERIOD	CURRENT PERIOD	UNALLOCATED	OTHER ACTIVITY	REFUNDS	ALLOCATED TO PARTICIPANTS

EFFECTIVE	MONEY	DEPOSIT	PAYROLL	DATE	OUTSTANDING FROM PRIOR	CURRENT	OTHER	ALLOCATED TO

EFFECTIVE DATE	EVENT	MONEY SOURCE	DEPOSIT TYPE	PAYROLL DATE	DATE PROCESSED	OUTSTANDING FROM PRIOR PERIOD	CURRENT PERIOD	UNALLOCATED	OTHER ACTIVITY	REFUNDS	ALLOCATED TO PARTICIPANTS

CONTRIBUTIONS/DEPOSITS

Executech 401(k) Plan

01-JAN-25 to 31-DEC-25

EFFECTIVE	MONEY	DEPOSIT	PAYROLL	DATE	OUTSTANDING FROM PRIOR	CURRENT	OTHER	ALLOCATED TO

[redacted]

LEGEND

MONEY SOURCE

BTK-01	EMPLOYEE BEFORE TAX	RTH-01	ROTH CONTRIBUTION
SHM-01	SAFE HARBOR MATCH	EER-01	EMPLOYEE ROLLOVER BEFORE TAX
ERM-01	EMPLOYER MATCH		

OUTSTANDING FROM PRIOR PERIOD: Contributions and/or deposits received in a prior period that were not effective in that period or were unallocated from a prior period.
UNALLOCATED: Contributions and/or deposits not allocated.

ADDITIONAL DEPOSITS

Executech 401(k) Plan

01-JAN-25 to 31-DEC-25

EFFECTIVE	MONEY	PARTICIPANT	OUTSTANDING FROM PRIOR	CURRENT	ALLOCATED TO

ADDITIONAL DEPOSITS

Executech 401(k) Plan

01-JAN-25 to 31-DEC-25

EFFECTIVE DATE	EVENT	MONEY SOURCE	NAME	PARTICIPANT IDENTIFIER	OUTSTANDING FROM PRIOR PERIOD	CURRENT PERIOD	UNALLOCATED	REFUNDS	ALLOCATED TO PARTICIPANTS

ADDITIONAL DEPOSITS

Executech 401(k) Plan

01-JAN-25 to 31-DEC-25

EFFECTIVE DATE	EVENT	MONEY SOURCE	NAME	PARTICIPANT IDENTIFIER	OUTSTANDING FROM PRIOR PERIOD	CURRENT PERIOD	UNALLOCATED	REFUNDS	ALLOCATED TO PARTICIPANTS

OUTSTANDING

[redacted]

ADDITIONAL DEPOSITS

Executech 401(k) Plan

01-JAN-25 to 31-DEC-25

EFFECTIVE DATE	EVENT	MONEY SOURCE	NAME	PARTICIPANT IDENTIFIER	OUTSTANDING FROM PRIOR PERIOD	CURRENT PERIOD	UNALLOCATED	REFUNDS	ALLOCATED TO PARTICIPANTS

ADDITIONAL DEPOSITS

Executech 401(k) Plan

01-JAN-25 to 31-DEC-25

EFFECTIVE DATE	EVENT	MONEY SOURCE	NAME	PARTICIPANT IDENTIFIER	OUTSTANDING FROM PRIOR PERIOD	CURRENT PERIOD	UNALLOCATED	REFUNDS	ALLOCATED TO PARTICIPANTS

ADDITIONAL DEPOSITS

Executech 401(k) Plan

01-JAN-25 to 31-DEC-25

EFFECTIVE DATE	EVENT	MONEY SOURCE	NAME	PARTICIPANT IDENTIFIER	OUTSTANDING FROM PRIOR PERIOD	CURRENT PERIOD	UNALLOCATED	REFUNDS	ALLOCATED TO PARTICIPANTS

EFFECTIVE	MONEY	PARTICIPANT	OUTSTANDING FROM PRIOR	CURRENT	ALLOCATED TO

ADDITIONAL DEPOSITS

Executech 401(k) Plan

01-JAN-25 to 31-DEC-25

EFFECTIVE	MONEY	PARTICIPANT	OUTSTANDING FROM PRIOR	CURRENT	ALLOCATED TO

ADDITIONAL DEPOSITS

Executech 401(k) Plan

01-JAN-25 to 31-DEC-25

EFFECTIVE DATE	EVENT	MONEY SOURCE	NAME	PARTICIPANT IDENTIFIER	OUTSTANDING FROM PRIOR PERIOD	CURRENT PERIOD	UNALLOCATED	REFUNDS	ALLOCATED TO PARTICIPANTS

ADDITIONAL DEPOSITS

Executech 401(k) Plan

01-JAN-25 to 31-DEC-25

08-JAN-26 15:03:31

EFFECTIVE	MONEY	PARTICIPANT	OUTSTANDING FROM PRIOR	CURRENT	ALLOCATED TO
[redacted]					

LEGEND

MONEY SOURCE

BTK-01	EMPLOYEE BEFORE TAX	EER-01	EMPLOYEE ROLLOVER BEFORE TAX
ERM-01	EMPLOYER MATCH	RRO-01	ROTH 401K ROLLOVER
RTH-01	ROTH CONTRIBUTION	SHM-01	SAFE HARBOR MATCH
IRR-01	IRA ROLLOVER	QPR-01	401 ROLLOVER
RRK-01	ROTH 401K ROLLOVER		

OUTSTANDING FROM PRIOR PERIOD: Contributions and/or deposits received in a prior period that were not effective in that period or were unallocated from a prior period.
UNALLOCATED: Contributions and/or deposits not allocated.

ADDITIONAL ACTIVITY

Executech 401(k) Plan

01-JAN-25 to 31-DEC-25

EFFECTIVE DATE	EVENT	MONEY SOURCE	NAME	PARTICIPANT IDENTIFIER	OUTSTANDING FROM PRIOR PERIOD	CURRENT PERIOD	UNALLOCATED	REFUNDS	ALLOCATED TO PARTICIPANTS

ADDITIONAL ACTIVITY

Executech 401(k) Plan

01-JAN-25 to 31-DEC-25

EFFECTIVE DATE	EVENT	MONEY SOURCE	NAME	PARTICIPANT IDENTIFIER	OUTSTANDING FROM PRIOR PERIOD	CURRENT PERIOD	UNALLOCATED	REFUNDS	ALLOCATED TO PARTICIPANTS

ADDITIONAL ACTIVITY

Executech 401(k) Plan

01-JAN-25 to 31-DEC-25

EFFECTIVE DATE	EVENT	MONEY SOURCE	NAME	PARTICIPANT IDENTIFIER	OUTSTANDING FROM PRIOR PERIOD	CURRENT PERIOD	UNALLOCATED	REFUNDS	ALLOCATED TO PARTICIPANTS

ADDITIONAL ACTIVITY

Executech 401(k) Plan

01-JAN-25 to 31-DEC-25

EFFECTIVE	MONEY	PARTICIPANT	OUTSTANDING FROM PRIOR	CURRENT	ALLOCATED TO

ADDITIONAL ACTIVITY

Executech 401(k) Plan

01-JAN-25 to 31-DEC-25

EFFECTIVE DATE	EVENT	MONEY SOURCE	NAME	PARTICIPANT IDENTIFIER	OUTSTANDING FROM PRIOR PERIOD	CURRENT PERIOD	UNALLOCATED	REFUNDS	ALLOCATED TO PARTICIPANTS

ADDITIONAL ACTIVITY

Executech 401(k) Plan

01-JAN-25 to 31-DEC-25

EFFECTIVE DATE	EVENT	MONEY SOURCE	NAME	PARTICIPANT IDENTIFIER	OUTSTANDING FROM PRIOR PERIOD	CURRENT PERIOD	UNALLOCATED	REFUNDS	ALLOCATED TO PARTICIPANTS

ADDITIONAL ACTIVITY

Executech 401(k) Plan

01-JAN-25 to 31-DEC-25

EFFECTIVE DATE	EVENT	MONEY SOURCE	NAME	PARTICIPANT IDENTIFIER	OUTSTANDING FROM PRIOR PERIOD	CURRENT PERIOD	UNALLOCATED	REFUNDS	ALLOCATED TO PARTICIPANTS

ADDITIONAL ACTIVITY

Executech 401(k) Plan

01-JAN-25 to 31-DEC-25

EFFECTIVE DATE	EVENT	MONEY SOURCE	NAME	PARTICIPANT IDENTIFIER	OUTSTANDING FROM PRIOR PERIOD	CURRENT PERIOD	UNALLOCATED	REFUNDS	ALLOCATED TO PARTICIPANTS

ADDITIONAL ACTIVITY

Executech 401(k) Plan

01-JAN-25 to 31-DEC-25

EFFECTIVE DATE	EVENT	MONEY SOURCE	NAME	PARTICIPANT IDENTIFIER	OUTSTANDING FROM PRIOR PERIOD	CURRENT PERIOD	UNALLOCATED	REFUNDS	ALLOCATED TO PARTICIPANTS

ADDITIONAL ACTIVITY

Executech 401(k) Plan

01-JAN-25 to 31-DEC-25

EFFECTIVE DATE	EVENT	MONEY SOURCE	NAME	PARTICIPANT IDENTIFIER	OUTSTANDING FROM PRIOR PERIOD	CURRENT PERIOD	UNALLOCATED	REFUNDS	ALLOCATED TO PARTICIPANTS

ADDITIONAL ACTIVITY

Executech 401(k) Plan

01-JAN-25 to 31-DEC-25

EFFECTIVE DATE	EVENT	MONEY SOURCE	NAME	PARTICIPANT IDENTIFIER	OUTSTANDING FROM PRIOR PERIOD	CURRENT PERIOD	UNALLOCATED	REFUNDS	ALLOCATED TO PARTICIPANTS

ADDITIONAL ACTIVITY

Executech 401(k) Plan

01-JAN-25 to 31-DEC-25

EFFECTIVE	MONEY	PARTICIPANT	OUTSTANDING FROM PRIOR	CURRENT	ALLOCATED TO
[redacted]					

LEGEND

MONEY SOURCE

SHM-01	SAFE HARBOR MATCH
BTK-01	EMPLOYEE BEFORE TAX
RTH-01	ROTH CONTRIBUTION

OUTSTANDING FROM PRIOR PERIOD: Contributions and/or deposits received in a prior period that were not effective in that period or were unallocated from a prior period.
UNALLOCATED: Contributions and/or deposits not allocated.

REFUNDS

Executech 401(k) Plan

01-JAN-25 to 31-DEC-25

08-JAN-26 15:03:31

TRANSACTION	REMITTANCE	PARTICIPANT
[redacted]		

WITHDRAWALS

Executech 401(k) Plan

01-JAN-25 to 31-DEC-25

MONEY	PARTICIPANT	VESTED	GROSS AMOUNT	WITHDRAWAL	FEDERAL	STATE & LOCAL	LOAN OFFSET	NET PAYABLE

WITHDRAWALS

Executech 401(k) Plan

01-JAN-25 to 31-DEC-25

MONEY	PARTICIPANT	VESTED	GROSS AMOUNT	WITHDRAWAL	FEDERAL	STATE & LOCAL	LOAN OFFSET	NET PAYABLE

WITHDRAWALS

Executech 401(k) Plan

01-JAN-25 to 31-DEC-25

MONEY	PARTICIPANT	VESTED	GROSS	AMOUNT	WITHDRAWAL	FEDERAL	STATE & LOCAL	LOAN OFFSET	NET PAYABLE

DATE	MONEY SOURCE	NAME	PARTICIPANT IDENTIFIER	VESTED PERCENT	GROSS AMOUNT	AMOUNT FORFEITED	WITHDRAWAL CHARGE	FEDERAL TAXES	STATE & LOCAL TAXES	LOAN OFFSET TAXES	FEES	NET PAYABLE AMOUNT	PAYEE

DATE	MONEY SOURCE	NAME	PARTICIPANT IDENTIFIER	VESTED PERCENT	GROSS AMOUNT	AMOUNT FORFEITED	WITHDRAWAL CHARGE	FEDERAL TAXES	STATE & LOCAL TAXES	LOAN OFFSET TAXES	FEES	NET PAYABLE AMOUNT	PAYEE

WITHDRAWALS

Executech 401(k) Plan

01-JAN-25 to 31-DEC-25

DATE	MONEY SOURCE	NAME	PARTICIPANT IDENTIFIER	VESTED PERCENT	GROSS AMOUNT	AMOUNT FORFEITED	WITHDRAWAL CHARGE	FEDERAL TAXES	STATE & LOCAL TAXES	LOAN OFFSET TAXES	FEES	NET PAYABLE AMOUNT	PAYEE

WITHDRAWALS

Executech 401(k) Plan

01-JAN-25 to 31-DEC-25

DATE	MONEY SOURCE	NAME	PARTICIPANT IDENTIFIER	VESTED PERCENT	GROSS AMOUNT	AMOUNT FORFEITED	WITHDRAWAL CHARGE	FEDERAL TAXES	STATE & LOCAL TAXES	LOAN OFFSET TAXES	FEES	NET PAYABLE AMOUNT	PAYEE

[redacted]

WITHDRAWALS

Executech 401(k) Plan

01-JAN-25 to 31-DEC-25

DATE	MONEY SOURCE	NAME	PARTICIPANT IDENTIFIER	VESTED PERCENT	GROSS AMOUNT	AMOUNT FORFEITED	WITHDRAWAL CHARGE	FEDERAL TAXES	STATE & LOCAL TAXES	LOAN OFFSET TAXES	FEES	NET PAYABLE AMOUNT	PAYEE

DATE	MONEY SOURCE	NAME	PARTICIPANT IDENTIFIER	VESTED PERCENT	GROSS AMOUNT	AMOUNT FORFEITED	WITHDRAWAL CHARGE	FEDERAL TAXES	STATE & LOCAL TAXES	LOAN OFFSET TAXES	FEES	NET PAYABLE AMOUNT	PAYEE

LEGEND

MONEY SOURCE:

EER-01	EMPLOYEE ROLLOVER BEFORE TAX	RTH-01	ROTH CONTRIBUTION
BTK-01	EMPLOYEE BEFORE TAX	SHM-01	SAFE HARBOR MATCH
ERM-01	EMPLOYER MATCH		

PARTICIPANT FEES

CONTRACT CHARGE

EFFECTIVE DATE	EVENT	FUND	NAME	PARTICIPANT IDENTIFIER	AMOUNT
10-JUL-25	168387871	FDKLX			(399.18)
10-JUL-25	168387871	GWAQ35			(0.82)
CONTRACT CHARGE TOTAL					(400.00)

QUARTERLY ASSET FEE

30-JAN-25	136425789	FIOFX			(5.75)
31-JAN-25	136425789	DGCXX			(0.04)
31-JAN-25	136425789	FIOFX			(18.66)
05-FEB-25	136425789	FIOFX			(13.98)
24-FEB-25	136425789	FIOFX			(51.82)
04-MAR-25	136425789	FQIFX			(11.59)
12-MAR-25	136425789	FBIFX			(80.90)
07-APR-25	149250228	BKAPX			(13.99)
07-APR-25	149250228	BKCPX			(0.03)
07-APR-25	149250228	BKMPX			(55.98)
07-APR-25	149250228	DSCGX			(39.90)
07-APR-25	149250228	FBIFX			(1,090.16)
07-APR-25	149250228	FDEWX			(1,156.00)
07-APR-25	149250228	FDKLX			(307.95)
07-APR-25	149250228	FFIJX			(70.33)
07-APR-25	149250228	FHRRX			(24.73)
07-APR-25	149250228	FIHFX			(1,742.07)
07-APR-25	149250228	FIOFX			(1,227.07)
07-APR-25	149250228	FIPFX			(1,259.85)
07-APR-25	149250228	FIWDX			(23.43)
07-APR-25	149250228	FLIFX			(11.29)
07-APR-25	149250228	FQIFX			(990.71)
07-APR-25	149250228	FSMDX			(57.29)
07-APR-25	149250228	FSSNX			(25.90)
07-APR-25	149250228	FXAIX			(817.03)
07-APR-25	149250228	FXIFX			(760.21)
07-APR-25	149250228	JLGMX			(110.55)
07-APR-25	149250228	JMGMX			(18.61)
07-APR-25	149250228	MOSZX			(61.04)
07-APR-25	149250228	RBFGX			(25.77)
07-APR-25	149250228	RLBGX			(10.62)
07-APR-25	149250228	RNWGX			(42.41)
07-APR-25	149250228	TRMIX			(1.13)
07-APR-25	149250228	TRPIX			(14.92)
17-APR-25	151358369	FQIFX			(7.79)
28-APR-25	151358369	FDEWX			(17.25)
07-JUL-25	167597001	BKAPX			(13.31)
07-JUL-25	167597001	BKGPX			(3.21)
07-JUL-25	167597001	BKMPX			(24.86)

EFFECTIVE DATE	EVENT	FUND	NAME	PARTICIPANT IDENTIFIER	AMOUNT
07-JUL-25	167597001	DSCGX			(39.69)
07-JUL-25	167597001	FBIFX			(1,138.99)
07-JUL-25	167597001	FDEWX			(1,088.65)
07-JUL-25	167597001	FDKLX			(343.94)
07-JUL-25	167597001	FFIJX			(82.87)
07-JUL-25	167597001	FHRRX			(23.08)
07-JUL-25	167597001	FIHFX			(1,798.08)
07-JUL-25	167597001	FIOFX			(1,296.67)
07-JUL-25	167597001	FIPFX			(1,231.39)
07-JUL-25	167597001	FIWDX			(21.47)
07-JUL-25	167597001	FLIFX			(11.89)
07-JUL-25	167597001	FQIFX			(980.58)
07-JUL-25	167597001	FSMDX			(96.26)
07-JUL-25	167597001	FSSNX			(45.00)
07-JUL-25	167597001	FXAIX			(852.75)
07-JUL-25	167597001	FXIFX			(773.41)
07-JUL-25	167597001	JLGMX			(228.63)
07-JUL-25	167597001	JMGMX			(50.01)
07-JUL-25	167597001	MOSZX			(61.03)
07-JUL-25	167597001	RBFGX			(22.31)
07-JUL-25	167597001	RLBGX			(20.44)
07-JUL-25	167597001	RNWGX			(44.84)
07-JUL-25	167597001	TRMIX			(1.94)
07-JUL-25	167597001	TRPIX			(12.77)
29-JUL-25	167686219	FIOFX			(21.09)
08-AUG-25	167686219	FIPFX			(38.51)
14-AUG-25	167686219	FIHFX			(224.20)
21-AUG-25	167686219	FFIJX			(0.98)
29-AUG-25	167686219	FDKLX			(14.88)
04-SEP-25	167686219	FBIFX			(84.82)
09-SEP-25	167686219	FDEWX			(0.95)
06-OCT-25	186911815	BKAPX			(15.69)
06-OCT-25	186911815	BKGPX			(7.54)
06-OCT-25	186911815	BKMPX			(31.03)
06-OCT-25	186911815	DSCGX			(45.03)
06-OCT-25	186911815	FFEDX			(1,076.82)
06-OCT-25	186911815	FFEGX			(850.84)
06-OCT-25	186911815	FFEZX			(1,550.47)
06-OCT-25	186911815	FFIKX			(107.46)
06-OCT-25	186911815	FFIZX			(1,000.10)
06-OCT-25	186911815	FFLDX			(1,254.90)
06-OCT-25	186911815	FFLEX			(364.88)
06-OCT-25	186911815	FFOLX			(1,441.11)
06-OCT-25	186911815	FFOPX			(1,346.42)
06-OCT-25	186911815	FHRRX			(26.46)
06-OCT-25	186911815	FIWDX			(24.03)
06-OCT-25	186911815	FIWFX			(12.49)
06-OCT-25	186911815	FSMDX			(107.73)
06-OCT-25	186911815	FSSNX			(54.45)
06-OCT-25	186911815	FXAIX			(1,000.70)

EFFECTIVE DATE	EVENT	FUND	NAME	PARTICIPANT IDENTIFIER	AMOUNT
06-OCT-25	186911815	JLGMX			(530.28)
06-OCT-25	186911815	JMGMX			(59.01)
06-OCT-25	186911815	MOSZX			(69.95)
06-OCT-25	186911815	RBFGX			(25.70)
06-OCT-25	186911815	RLBGX			(24.60)
06-OCT-25	186911815	RNWGX			(52.13)
06-OCT-25	186911815	TRMIX			(2.99)
06-OCT-25	186911815	TRPIX			(14.09)
23-OCT-25	187243757	FFLDX			(1.85)
23-OCT-25	187243757	FFOLX			(2.39)
24-NOV-25	187243757	FFOLX			(17.86)
12-DEC-25	187243757	FFOLX			(34.47)
17-DEC-25	187243757	FFLEX			(7.41)
QUARTERLY ASSET FEE TOTAL					(32,021.13)
QUARTERLY CONTRACT CHARGE					
07-APR-25	149357248	BKMPX			(1.74)
07-APR-25	149357248	FBIFX			(49.86)
07-APR-25	149357248	FDEWX			(35.80)
07-APR-25	149357248	FFIJX			(12.46)
07-APR-25	149357248	FIHFX			(55.59)
07-APR-25	149357248	FIOFX			(62.39)
07-APR-25	149357248	FIPFX			(39.08)
07-APR-25	149357248	FIWDX			(1.83)
07-APR-25	149357248	FQIFX			(24.95)
07-APR-25	149357248	FXIFX			(0.80)
07-APR-25	149357248	GWAQ35			(2.46)
07-APR-25	149357248	RNWGX			(0.54)
07-JUL-25	167720837	BKGPX			(2.45)
07-JUL-25	167720837	BKMPX			(1.70)
07-JUL-25	167720837	FBIFX			(49.90)
07-JUL-25	167720837	FDEWX			(34.49)
07-JUL-25	167720837	FFIJX			(12.48)
07-JUL-25	167720837	FIHFX			(55.67)
07-JUL-25	167720837	FIOFX			(62.43)
07-JUL-25	167720837	FIPFX			(37.99)
07-JUL-25	167720837	FIWDX			(1.68)
07-JUL-25	167720837	FQIFX			(24.96)
07-JUL-25	167720837	FXIFX			(13.57)
07-JUL-25	167720837	GWAQ35			(2.08)
07-JUL-25	167720837	RNWGX			(0.60)
06-OCT-25	187008245	BKGPX			(4.73)
06-OCT-25	187008245	BKMPX			(1.64)
06-OCT-25	187008245	FFEDX			(24.97)
06-OCT-25	187008245	FFEGX			(13.98)
06-OCT-25	187008245	FFEZX			(55.56)
06-OCT-25	187008245	FFIKX			(12.48)
06-OCT-25	187008245	FFIZX			(37.44)

EFFECTIVE DATE	EVENT	FUND	NAME	PARTICIPANT IDENTIFIER	AMOUNT
06-OCT-25	187008245	FFLDX			(33.52)
06-OCT-25	187008245	FFOLX			(49.94)
06-OCT-25	187008245	FFOPX			(36.69)
06-OCT-25	187008245	FIWDX			(1.59)
06-OCT-25	187008245	GWAQ35			(1.87)
06-OCT-25	187008245	RNWGX			(0.59)
QUARTERLY CONTRACT CHARGE TOTAL					(862.50)
PARTICIPANT FEES TOTAL					**(33,283.63)**

WITHDRAWAL CHARGES

GROUP LEVEL PROCESSING FEE

23-JAN-25	136157883	SUSAN NALEWAY	11302376	(75.00)
23-JAN-25	136163102	ZACHARY THOMAS BOLICK	11475689	(75.00)
30-JAN-25	137460211	NICHOLAS SUNSERI	11302360	(75.00)
31-JAN-25	137946533	KIRA L FLEMING	11302303	(75.00)
31-JAN-25	137946535	KIRA L FLEMING	11302303	(75.00)
05-FEB-25	138500412	CARSON R NICHOLAS	11302467	(75.00)
05-FEB-25	138735809	RAFFI A KUREGHIAN	11302452	(75.00)
05-FEB-25	138735810	RAFFI A KUREGHIAN	11302452	(75.00)
18-FEB-25	140522931	ROBERT WOLFF	11302368	(125.00)
24-FEB-25	141706288	SKYLER FRANCIS	11302375	(75.00)
04-MAR-25	143466321	MICHAEL EDWARDS	11302357	(75.00)
13-MAR-25	145209187	JOSEPH GOSS	11302222	(125.00)
18-MAR-25	145776239	JORGE SCHWALBE	11302207	(75.00)
20-MAR-25	146184745	JORDAN WOODS	11302392	(50.00)
21-MAR-25	146533469	ROBERT WOLFF	11302368	(125.00)
24-MAR-25	146713733	DEENA MERTEN	11302244	(125.00)
07-APR-25	149098356	JEREMY J COOKE	11302326	(125.00)
17-APR-25	151081177	RONALD FREITAG	11302225	(75.00)
28-APR-25	152826669	KAYDEN C HICKEN	11302476	(75.00)
07-MAY-25	154532911	JEREMY J COOKE	11302326	(125.00)
19-MAY-25	156561180	JOSEPH GOSS	11302222	(125.00)
29-MAY-25	158172870	DAVID L DORFF	11302363	(75.00)
02-JUN-25	159873849	JORDAN WOODS	11302392	(50.00)
09-JUN-25	161059876	JOSEPH A DANIELS	11302252	(50.00)
10-JUN-25	161419568	JAMES MULL	11475678	(25.00)
07-JUL-25	167450036	GABRIEL WILLIAMS	11302261	(75.00)
24-JUL-25	171105321	LEE WEECH	11302427	(75.00)
29-JUL-25	171755502	RYAN C NICE	11302302	(75.00)
08-AUG-25	173943205	BENJAMIN E NUNLEY	11302237	(75.00)
14-AUG-25	174917979	CHRISTOPHER A GIBBONS	11302361	(75.00)
20-AUG-25	176369401	JORDAN WOODS	11302392	(50.00)
21-AUG-25	176604843	LAURA PATTERSON	11553768	(75.00)
26-AUG-25	177598835	DAVID GEISELMAYR	11302305	(75.00)
29-AUG-25	178654890	NATALIE KELLY	11302400	(75.00)
04-SEP-25	179574458	BRIAN KELLEHER	11302217	(75.00)
09-SEP-25	180970361	TANYA CORINA DOLAN	11302251	(25.00)

EFFECTIVE DATE	EVENT	FUND	NAME	PARTICIPANT IDENTIFIER	AMOUNT
15-SEP-25	182174300		JEFFREY ALVEY	11302292	(75.00)
25-SEP-25	184629270		LANCE JICHA	11302458	(75.00)
30-SEP-25	185214289		JORDAN WOODS	11302392	(50.00)
02-OCT-25	185863068		JORDAN WOODS	11302392	(125.00)
07-OCT-25	186962699		DAVID GEISELMAYR	11302305	(75.00)
16-OCT-25	189092290		ZACHARY NEFF	11302483	(125.00)
20-OCT-25	189749442		ZACHARY NEFF	11302483	(125.00)
23-OCT-25	189493464		JEREMY J COOKE	11302326	(75.00)
23-OCT-25	190776701		PONAPATI SEUPULE	11302446	(75.00)
31-OCT-25	192774261		ZACHARY NEFF	11302483	(125.00)
13-NOV-25	195648669		MAX ADAMS	11302428	(75.00)
24-NOV-25	197909871		WILLIAM BARNETT	11302228	(75.00)
01-DEC-25	200065666		JORDAN WOODS	11302392	(50.00)
08-DEC-25	201857265		DAVID ALAN BLACKORBY	11302327	(25.00)
12-DEC-25	202844655		ROBERT R SMITH	11302284	(75.00)
17-DEC-25	203650145		KAHEA B MARTIN	11302450	(75.00)
GROUP LEVEL PROCESSING FEE TOTAL					(4,150.00)
LOAN ORIGINATION FEE					
29-JAN-25	137285511		SKYLER FRANCIS	11302375	(95.00)
29-JAN-25	137291241		ZACHARY NEFF	11302483	(95.00)
30-JAN-25	137678273		MICHELE SELOVER	11302274	(95.00)
10-MAR-25	144296869		DAVID SCOTT ANDERSON	11475680	(95.00)
14-MAR-25	145475401		HILLARY HANSCOM	11302356	(95.00)
10-APR-25	150033695		TERRY J SAUERS	11302332	(95.00)
LOAN ORIGINATION FEE TOTAL					(570.00)
WITHDRAWAL CHARGES TOTAL					**(4,720.00)**

PARTICIPANT REPORTS

LOAN SUMMARY

Executech 401(k) Plan

01-JAN-25 to 31-DEC-25

GENERAL INFORMATION - ACCOUNT REDUCTION LOANS

PARTICIPANT	LOAN	ORIGINAL LOAN	INTEREST	PAYMENT	PAYMENT	MATURITY

LOAN SUMMARY

Executech 401(k) Plan

01-JAN-25 to 31-DEC-25

GENERAL INFORMATION - ACCOUNT REDUCTION LOANS

PARTICIPANT IDENTIFIER	LOAN NUMBER	STATUS	ORIGINAL LOAN AMOUNT	INTEREST RATE	TERM	PAYMENT AMOUNT	PAYMENT FREQUENCY	MATURITY DATE

FINANCIAL INFORMATION - ACCOUNT REDUCTION LOANS

A participant's account balance is reduced when they take an account reduction loan. As a result, the outstanding loan balance is not included in the participant's account balance.

LOAN NUMBER/	BEGINNING	BEGINNING	(REFINANCED)/	TRANSFERRED	INTEREST	INTEREST	PRINCIPAL	DISTRIBUTED	DISTRIBUTED	ENDING	ENDING



FINANCIAL INFORMATION - ACCOUNT REDUCTION LOANS

A participant's account balance is reduced when they take an account reduction loan. As a result, the outstanding loan balance is not included in the participant's account balance.

LOAN NUMBER/ MONEY TYPE	BEGINNING PRINCIPAL	BEGINNING INTEREST	(REFINANCED)/ LOANS ISSUED	TRANSFERRED LOANS	INTEREST ASSESSED	INTEREST PAID	PRINCIPAL PAID	DISTRIBUTED INTEREST	DISTRIBUTED PRINCIPAL	ENDING PRINCIPAL	ENDING INTEREST

FINANCIAL INFORMATION - ACCOUNT REDUCTION LOANS

A participant's account balance is reduced when they take an account reduction loan. As a result, the outstanding loan balance is not included in the participant's account balance.

LOAN NUMBER/ MONEY TYPE	BEGINNING PRINCIPAL	BEGINNING INTEREST	(REFINANCED)/ LOANS ISSUED	TRANSFERRED LOANS	INTEREST ASSESSED	INTEREST PAID	PRINCIPAL PAID	DISTRIBUTED INTEREST	DISTRIBUTED PRINCIPAL	ENDING PRINCIPAL	ENDING INTEREST

[redacted]

LOAN SUMMARY

Executech 401(k) Plan

01-JAN-25 to 31-DEC-25

08-JAN-26 15:03:32

FINANCIAL INFORMATION - ACCOUNT REDUCTION LOANS

A participant's account balance is reduced when they take an account reduction loan. As a result, the outstanding loan balance is not included in the participant's account balance.

LOAN NUMBER/ MONEY TYPE	BEGINNING PRINCIPAL	BEGINNING INTEREST	(REFINANCED)/ LOANS ISSUED	TRANSFERRED LOANS	INTEREST ASSESSED	INTEREST PAID	PRINCIPAL PAID	DISTRIBUTED INTEREST	DISTRIBUTED PRINCIPAL	ENDING PRINCIPAL	ENDING INTEREST
[redacted]											

LEGEND

Beginning and Ending Interest: A negative amount reflects early and/or over payment of the loan.

DEEMED DISTRIBUTED LOANS

Executech 401(k) Plan

01-JAN-25 to 31-DEC-25

FINANCIAL INFORMATION - ACCOUNT REDUCTION LOANS

The following information is to assist you in completing the Schedule H or for short forms, the Schedule I and Form 5500SF for fiscal plan year beginning 01-JAN-25 and ending 31-DEC-25. This supplemental information is provided for plans that are required by the IRS to file Form 5500 and the associated Schedules.

PARTICIPANT NAME	LOAN NUMBER	DEEMED DISTRIBUTED DATE	BEGINNING BALANCE	TRANSFERRED LOANS	DEEMED DISTRIBUTED LOANS	CURRENT YEAR INTEREST ASSESSED	INTEREST PAID	PRINCIPAL PAID	LOAN OFFSET	ENDING BALANCE

FINANCIAL INFORMATION - DEEMED AND ACTIVE LOAN SUMMARY

The following information is to assist you in completing the Schedule H or for short forms, the Schedule I and Form 5500SF for fiscal plan year beginning 01-JAN-25 and ending 31-DEC-25. This supplemental information is provided for plans that are required by the IRS to file Form 5500 and the associated Schedules.

	ACTIVE LOANS	DEEMED LOANS	TOTAL LOANS	5500 ENTRIES	5500 SCHEDULE H LINE ENTRIES
BEGINNING BALANCE	0.00	0.00	0.00	0.00	1(c)(8)(a)
(REFINANCED)/LOANS ISSUED	78,035.14		78,035.14		
TRANSFERRED LOANS	212,926.79	0.00	212,926.79		
INTEREST ASSESSED	17,462.57	0.00	17,462.57	17,349.89	2(b)(1)(e)
DISTRIBUTED INTEREST	(112.68)	0.00	(112.68)		
LOAN PAYMENTS	(71,037.96)	0.00	(71,037.96)		
DEEMED LOANS (Current Year)	(11,286.52)	11,286.52		(11,286.52)	2(g)
DISTRIBUTED LOANS	(56,224.01)	0.00	(56,224.01)	(56,224.01)	2(e)(1)*
NET LOAN ACTIVITY**				219,923.97	
ENDING OUTSTANDING LOAN BALANCE	**169,763.33**	**11,286.52**	**181,049.85**	**169,763.33**	**1(c)(8)(b)**

* Amount added to participant withdrawals

** Net amount of Refinance/Loan Issued plus Transferred Loans (if applicable) and Loan Payments

SUMMARY BY PARTICIPANT

Executech 401(k) Plan

01-JAN-25 to 31-DEC-25

INVESTMENT OPTION	BEGINNING BALANCE	CONTRIBUTIONS/ DEPOSITS	ADDITIONAL DEPOSITS	TRANSFERS IN	INTEREST/ DIVIDENDS	CHANGE IN VALUE	TRANSFERS OUT	FEES	WITHDRAWALS	ENDING BALANCE

SUMMARY BY PARTICIPANT

Executech 401(k) Plan

01-JAN-25 to 31-DEC-25

INVESTMENT OPTION	BEGINNING BALANCE	CONTRIBUTIONS/ DEPOSITS	ADDITIONAL DEPOSITS	TRANSFERS IN	INTEREST/ DIVIDENDS	CHANGE IN VALUE	TRANSFERS OUT	FEES	WITHDRAWALS	ENDING BALANCE

SUMMARY BY PARTICIPANT

Executech 401(k) Plan

01-JAN-25 to 31-DEC-25

INVESTMENT OPTION	BEGINNING BALANCE	CONTRIBUTIONS/ DEPOSITS	ADDITIONAL DEPOSITS	TRANSFERS IN	INTEREST/ DIVIDENDS	CHANGE IN VALUE	TRANSFERS OUT	FEES	WITHDRAWALS	ENDING BALANCE
[redacted]										

SUMMARY BY PARTICIPANT

Executech 401(k) Plan

01-JAN-25 to 31-DEC-25

INVESTMENT OPTION	BEGINNING BALANCE	CONTRIBUTIONS/ DEPOSITS	ADDITIONAL DEPOSITS	TRANSFERS IN	INTEREST/ DIVIDENDS	CHANGE IN VALUE	TRANSFERS OUT	FEES	WITHDRAWALS	ENDING BALANCE

SUMMARY BY PARTICIPANT

Executech 401(k) Plan

01-JAN-25 to 31-DEC-25

INVESTMENT OPTION	BEGINNING BALANCE	CONTRIBUTIONS/ DEPOSITS	ADDITIONAL DEPOSITS	TRANSFERS IN	INTEREST/ DIVIDENDS	CHANGE IN VALUE	TRANSFERS OUT	FEES	WITHDRAWALS	ENDING BALANCE

SUMMARY BY PARTICIPANT

Executech 401(k) Plan

01-JAN-25 to 31-DEC-25

INVESTMENT OPTION	BEGINNING BALANCE	CONTRIBUTIONS/ DEPOSITS	ADDITIONAL DEPOSITS	TRANSFERS IN	INTEREST/ DIVIDENDS	CHANGE IN VALUE	TRANSFERS OUT	FEES	WITHDRAWALS	ENDING BALANCE

SUMMARY BY PARTICIPANT

Executech 401(k) Plan

01-JAN-25 to 31-DEC-25

INVESTMENT OPTION	BEGINNING BALANCE	CONTRIBUTIONS/ DEPOSITS	ADDITIONAL DEPOSITS	TRANSFERS IN	INTEREST/ DIVIDENDS	CHANGE IN VALUE	TRANSFERS OUT	FEES	WITHDRAWALS	ENDING BALANCE
[redacted]										

SUMMARY BY PARTICIPANT

Executech 401(k) Plan

01-JAN-25 to 31-DEC-25

INVESTMENT OPTION	BEGINNING BALANCE	CONTRIBUTIONS/ DEPOSITS	ADDITIONAL DEPOSITS	TRANSFERS IN	INTEREST/ DIVIDENDS	CHANGE IN VALUE	TRANSFERS OUT	FEES	WITHDRAWALS	ENDING BALANCE
[redacted]										

SUMMARY BY PARTICIPANT

Executech 401(k) Plan

01-JAN-25 to 31-DEC-25

INVESTMENT	BEGINNING	CONTRIBUTIONS/	ADDITIONAL	TRANSFERS	INTEREST/	CHANGE IN	TRANSFERS	ENDING

SUMMARY BY PARTICIPANT

Executech 401(k) Plan

01-JAN-25 to 31-DEC-25

INVESTMENT	BEGINNING	CONTRIBUTIONS/	ADDITIONAL	TRANSFERS	INTEREST/	CHANGE IN	TRANSFERS	ENDING



SUMMARY BY PARTICIPANT

Executech 401(k) Plan

01-JAN-25 to 31-DEC-25

INVESTMENT OPTION	BEGINNING BALANCE	CONTRIBUTIONS/ DEPOSITS	ADDITIONAL DEPOSITS	TRANSFERS IN	INTEREST/ DIVIDENDS	CHANGE IN VALUE	TRANSFERS OUT	FEES	WITHDRAWALS	ENDING BALANCE

SUMMARY BY PARTICIPANT

Executech 401(k) Plan

01-JAN-25 to 31-DEC-25

INVESTMENT OPTION	BEGINNING BALANCE	CONTRIBUTIONS/ DEPOSITS	ADDITIONAL DEPOSITS	TRANSFERS IN	INTEREST/ DIVIDENDS	CHANGE IN VALUE	TRANSFERS OUT	FEES	WITHDRAWALS	ENDING BALANCE

SUMMARY BY PARTICIPANT

Executech 401(k) Plan

01-JAN-25 to 31-DEC-25

INVESTMENT	BEGINNING	CONTRIBUTIONS/	ADDITIONAL	TRANSFERS	INTEREST/	CHANGE IN	TRANSFERS	ENDING

SUMMARY BY PARTICIPANT

Executech 401(k) Plan

01-JAN-25 to 31-DEC-25

INVESTMENT OPTION	BEGINNING BALANCE	CONTRIBUTIONS/ DEPOSITS	ADDITIONAL DEPOSITS	TRANSFERS IN	INTEREST/ DIVIDENDS	CHANGE IN VALUE	TRANSFERS OUT	FEES	WITHDRAWALS	ENDING BALANCE
[redacted]										

SUMMARY BY PARTICIPANT

Executech 401(k) Plan

01-JAN-25 to 31-DEC-25

INVESTMENT OPTION	BEGINNING BALANCE	CONTRIBUTIONS/ DEPOSITS	ADDITIONAL DEPOSITS	TRANSFERS IN	INTEREST/ DIVIDENDS	CHANGE IN VALUE	TRANSFERS OUT	FEES	WITHDRAWALS	ENDING BALANCE
[redacted]										

SUMMARY BY PARTICIPANT

Executech 401(k) Plan

01-JAN-25 to 31-DEC-25

INVESTMENT OPTION	BEGINNING BALANCE	CONTRIBUTIONS/ DEPOSITS	ADDITIONAL DEPOSITS	TRANSFERS IN	INTEREST/ DIVIDENDS	CHANGE IN VALUE	TRANSFERS OUT	FEES	WITHDRAWALS	ENDING BALANCE
[redacted]										

SUMMARY BY PARTICIPANT

Executech 401(k) Plan

01-JAN-25 to 31-DEC-25

INVESTMENT OPTION	BEGINNING BALANCE	CONTRIBUTIONS/ DEPOSITS	ADDITIONAL DEPOSITS	TRANSFERS IN	INTEREST/ DIVIDENDS	CHANGE IN VALUE	TRANSFERS OUT	FEES	WITHDRAWALS	ENDING BALANCE
[redacted]										

SUMMARY BY PARTICIPANT

Executech 401(k) Plan

01-JAN-25 to 31-DEC-25

INVESTMENT	BEGINNING	CONTRIBUTIONS/	ADDITIONAL	TRANSFERS	INTEREST/	CHANGE IN	TRANSFERS	ENDING

SUMMARY BY PARTICIPANT

Executech 401(k) Plan

01-JAN-25 to 31-DEC-25

INVESTMENT OPTION	BEGINNING BALANCE	CONTRIBUTIONS/ DEPOSITS	ADDITIONAL DEPOSITS	TRANSFERS IN	INTEREST/ DIVIDENDS	CHANGE IN VALUE	TRANSFERS OUT	FEES	WITHDRAWALS	ENDING BALANCE

SUMMARY BY PARTICIPANT

Executech 401(k) Plan

01-JAN-25 to 31-DEC-25

INVESTMENT OPTION	BEGINNING BALANCE	CONTRIBUTIONS/ DEPOSITS	ADDITIONAL DEPOSITS	TRANSFERS IN	INTEREST/ DIVIDENDS	CHANGE IN VALUE	TRANSFERS OUT	FEES	WITHDRAWALS	ENDING BALANCE

SUMMARY BY PARTICIPANT

Executech 401(k) Plan

01-JAN-25 to 31-DEC-25

INVESTMENT OPTION	BEGINNING BALANCE	CONTRIBUTIONS/ DEPOSITS	ADDITIONAL DEPOSITS	TRANSFERS IN	INTEREST/ DIVIDENDS	CHANGE IN VALUE	TRANSFERS OUT	FEES	WITHDRAWALS	ENDING BALANCE
[redacted]										

SUMMARY BY PARTICIPANT

Executech 401(k) Plan

01-JAN-25 to 31-DEC-25

INVESTMENT	BEGINNING	CONTRIBUTIONS/	ADDITIONAL	TRANSFERS	INTEREST/	CHANGE IN	TRANSFERS	ENDING



SUMMARY BY PARTICIPANT

Executech 401(k) Plan

01-JAN-25 to 31-DEC-25

INVESTMENT OPTION	BEGINNING BALANCE	CONTRIBUTIONS/ DEPOSITS	ADDITIONAL DEPOSITS	TRANSFERS IN	INTEREST/ DIVIDENDS	CHANGE IN VALUE	TRANSFERS OUT	FEES	WITHDRAWALS	ENDING BALANCE

SUMMARY BY PARTICIPANT

Executech 401(k) Plan

01-JAN-25 to 31-DEC-25

INVESTMENT OPTION	BEGINNING BALANCE	CONTRIBUTIONS/ DEPOSITS	ADDITIONAL DEPOSITS	TRANSFERS IN	INTEREST/ DIVIDENDS	CHANGE IN VALUE	TRANSFERS OUT	FEES	WITHDRAWALS	ENDING BALANCE

[redacted]

SUMMARY BY PARTICIPANT

Executech 401(k) Plan

01-JAN-25 to 31-DEC-25

INVESTMENT OPTION	BEGINNING BALANCE	CONTRIBUTIONS/ DEPOSITS	ADDITIONAL DEPOSITS	TRANSFERS IN	INTEREST/ DIVIDENDS	CHANGE IN VALUE	TRANSFERS OUT	FEES	WITHDRAWALS	ENDING BALANCE

SUMMARY BY PARTICIPANT

Executech 401(k) Plan

01-JAN-25 to 31-DEC-25

INVESTMENT OPTION	BEGINNING BALANCE	CONTRIBUTIONS/ DEPOSITS	ADDITIONAL DEPOSITS	TRANSFERS IN	INTEREST/ DIVIDENDS	CHANGE IN VALUE	TRANSFERS OUT	FEES	WITHDRAWALS	ENDING BALANCE
[redacted]										

SUMMARY BY PARTICIPANT

Executech 401(k) Plan

01-JAN-25 to 31-DEC-25

INVESTMENT OPTION	BEGINNING BALANCE	CONTRIBUTIONS/ DEPOSITS	ADDITIONAL DEPOSITS	TRANSFERS IN	INTEREST/ DIVIDENDS	CHANGE IN VALUE	TRANSFERS OUT	FEES	WITHDRAWALS	ENDING BALANCE
[redacted]										

SUMMARY BY PARTICIPANT

Executech 401(k) Plan

01-JAN-25 to 31-DEC-25

INVESTMENT	BEGINNING	CONTRIBUTIONS/	ADDITIONAL	TRANSFERS	INTEREST/	CHANGE IN	TRANSFERS	ENDING

SUMMARY BY PARTICIPANT

Executech 401(k) Plan

01-JAN-25 to 31-DEC-25

INVESTMENT	BEGINNING	CONTRIBUTIONS/	ADDITIONAL	TRANSFERS	INTEREST/	CHANGE IN	TRANSFERS	ENDING

INVESTMENT	BEGINNING	CONTRIBUTIONS/	ADDITIONAL	TRANSFERS	INTEREST/	CHANGE IN	TRANSFERS	ENDING

SUMMARY BY PARTICIPANT

Executech 401(k) Plan

01-JAN-25 to 31-DEC-25

INVESTMENT	BEGINNING	CONTRIBUTIONS/	ADDITIONAL	TRANSFERS	INTEREST/	CHANGE IN	TRANSFERS	ENDING

[redacted]

SUMMARY BY PARTICIPANT

Executech 401(k) Plan

01-JAN-25 to 31-DEC-25

INVESTMENT OPTION	BEGINNING BALANCE	CONTRIBUTIONS/ DEPOSITS	ADDITIONAL DEPOSITS	TRANSFERS IN	INTEREST/ DIVIDENDS	CHANGE IN VALUE	TRANSFERS OUT	FEES	WITHDRAWALS	ENDING BALANCE

SUMMARY BY PARTICIPANT

Executech 401(k) Plan

01-JAN-25 to 31-DEC-25

INVESTMENT OPTION	BEGINNING BALANCE	CONTRIBUTIONS/ DEPOSITS	ADDITIONAL DEPOSITS	TRANSFERS IN	INTEREST/ DIVIDENDS	CHANGE IN VALUE	TRANSFERS OUT	FEES	WITHDRAWALS	ENDING BALANCE
[redacted]										

SUMMARY BY PARTICIPANT

Executech 401(k) Plan

01-JAN-25 to 31-DEC-25

INVESTMENT OPTION	BEGINNING BALANCE	CONTRIBUTIONS/ DEPOSITS	ADDITIONAL DEPOSITS	TRANSFERS IN	INTEREST/ DIVIDENDS	CHANGE IN VALUE	TRANSFERS OUT	FEES	WITHDRAWALS	ENDING BALANCE
[redacted]										

SUMMARY BY PARTICIPANT

Executech 401(k) Plan

01-JAN-25 to 31-DEC-25

INVESTMENT OPTION	BEGINNING BALANCE	CONTRIBUTIONS/ DEPOSITS	ADDITIONAL DEPOSITS	TRANSFERS IN	INTEREST/ DIVIDENDS	CHANGE IN VALUE	TRANSFERS OUT	FEES	WITHDRAWALS	ENDING BALANCE
[redacted]										

SUMMARY BY PARTICIPANT

Executech 401(k) Plan

01-JAN-25 to 31-DEC-25

INVESTMENT OPTION	BEGINNING BALANCE	CONTRIBUTIONS/ DEPOSITS	ADDITIONAL DEPOSITS	TRANSFERS IN	INTEREST/ DIVIDENDS	CHANGE IN VALUE	TRANSFERS OUT	FEES	WITHDRAWALS	ENDING BALANCE
[redacted]										

SUMMARY BY PARTICIPANT

Executech 401(k) Plan

01-JAN-25 to 31-DEC-25

INVESTMENT OPTION	BEGINNING BALANCE	CONTRIBUTIONS/ DEPOSITS	ADDITIONAL DEPOSITS	TRANSFERS IN	INTEREST/ DIVIDENDS	CHANGE IN VALUE	TRANSFERS OUT	FEES	WITHDRAWALS	ENDING BALANCE
[redacted]										

SUMMARY BY PARTICIPANT

Executech 401(k) Plan

01-JAN-25 to 31-DEC-25

INVESTMENT	BEGINNING	CONTRIBUTIONS/	ADDITIONAL	TRANSFERS	INTEREST/	CHANGE IN	TRANSFERS	ENDING

SUMMARY BY PARTICIPANT

Executech 401(k) Plan

01-JAN-25 to 31-DEC-25

INVESTMENT OPTION	BEGINNING BALANCE	CONTRIBUTIONS/ DEPOSITS	ADDITIONAL DEPOSITS	TRANSFERS IN	INTEREST/ DIVIDENDS	CHANGE IN VALUE	TRANSFERS OUT	FEES	WITHDRAWALS	ENDING BALANCE
[redacted]										

SUMMARY BY PARTICIPANT

Executech 401(k) Plan

01-JAN-25 to 31-DEC-25

INVESTMENT OPTION	BEGINNING BALANCE	CONTRIBUTIONS/ DEPOSITS	ADDITIONAL DEPOSITS	TRANSFERS IN	INTEREST/ DIVIDENDS	CHANGE IN VALUE	TRANSFERS OUT	FEES	WITHDRAWALS	ENDING BALANCE
[redacted]										

SUMMARY BY PARTICIPANT

Executech 401(k) Plan

01-JAN-25 to 31-DEC-25

INVESTMENT OPTION	BEGINNING BALANCE	CONTRIBUTIONS/ DEPOSITS	ADDITIONAL DEPOSITS	TRANSFERS IN	INTEREST/ DIVIDENDS	CHANGE IN VALUE	TRANSFERS OUT	FEES	WITHDRAWALS	ENDING BALANCE
[redacted]										

SUMMARY BY PARTICIPANT

Executech 401(k) Plan

01-JAN-25 to 31-DEC-25

INVESTMENT	BEGINNING	CONTRIBUTIONS/	ADDITIONAL	TRANSFERS	INTEREST/	CHANGE IN	TRANSFERS	ENDING

SUMMARY BY PARTICIPANT

Executech 401(k) Plan

01-JAN-25 to 31-DEC-25

INVESTMENT OPTION	BEGINNING BALANCE	CONTRIBUTIONS/ DEPOSITS	ADDITIONAL DEPOSITS	TRANSFERS IN	INTEREST/ DIVIDENDS	CHANGE IN VALUE	TRANSFERS OUT	FEES	WITHDRAWALS	ENDING BALANCE
[redacted]										

SUMMARY BY PARTICIPANT

Executech 401(k) Plan

01-JAN-25 to 31-DEC-25

INVESTMENT OPTION	BEGINNING BALANCE	CONTRIBUTIONS/ DEPOSITS	ADDITIONAL DEPOSITS	TRANSFERS IN	INTEREST/ DIVIDENDS	CHANGE IN VALUE	TRANSFERS OUT	FEES	WITHDRAWALS	ENDING BALANCE

SUMMARY BY PARTICIPANT

Executech 401(k) Plan

01-JAN-25 to 31-DEC-25

INVESTMENT OPTION	BEGINNING BALANCE	CONTRIBUTIONS/ DEPOSITS	ADDITIONAL DEPOSITS	TRANSFERS IN	INTEREST/ DIVIDENDS	CHANGE IN VALUE	TRANSFERS OUT	FEES	WITHDRAWALS	ENDING BALANCE
[redacted]										

SUMMARY BY PARTICIPANT

Executech 401(k) Plan

01-JAN-25 to 31-DEC-25

INVESTMENT	BEGINNING	CONTRIBUTIONS/	ADDITIONAL	TRANSFERS	INTEREST/	CHANGE IN	TRANSFERS	ENDING

[redacted]

[redacted]

SUMMARY BY PARTICIPANT

Executech 401(k) Plan

01-JAN-25 to 31-DEC-25

INVESTMENT	BEGINNING	CONTRIBUTIONS/	ADDITIONAL	TRANSFERS	INTEREST/	CHANGE IN	TRANSFERS	ENDING

SUMMARY BY PARTICIPANT

Executech 401(k) Plan

01-JAN-25 to 31-DEC-25

INVESTMENT	BEGINNING	CONTRIBUTIONS/	ADDITIONAL	TRANSFERS	INTEREST/	CHANGE IN	TRANSFERS	ENDING

SUMMARY BY PARTICIPANT

Executech 401(k) Plan

01-JAN-25 to 31-DEC-25

INVESTMENT	BEGINNING	CONTRIBUTIONS/	ADDITIONAL	TRANSFERS	INTEREST/	CHANGE IN	TRANSFERS	ENDING

SUMMARY BY PARTICIPANT

Executech 401(k) Plan

01-JAN-25 to 31-DEC-25

INVESTMENT OPTION	BEGINNING BALANCE	CONTRIBUTIONS/ DEPOSITS	ADDITIONAL DEPOSITS	TRANSFERS IN	INTEREST/ DIVIDENDS	CHANGE IN VALUE	TRANSFERS OUT	FEES	WITHDRAWALS	ENDING BALANCE

SUMMARY BY PARTICIPANT

Executech 401(k) Plan

01-JAN-25 to 31-DEC-25

INVESTMENT	BEGINNING	CONTRIBUTIONS/	ADDITIONAL	TRANSFERS	INTEREST/	CHANGE IN	TRANSFERS	ENDING

INVESTMENT	BEGINNING	CONTRIBUTIONS/	ADDITIONAL	TRANSFERS	INTEREST/	CHANGE IN	TRANSFERS	ENDING

[redacted]

SUMMARY BY PARTICIPANT

Executech 401(k) Plan

01-JAN-25 to 31-DEC-25

INVESTMENT OPTION	BEGINNING BALANCE	CONTRIBUTIONS/ DEPOSITS	ADDITIONAL DEPOSITS	TRANSFERS IN	INTEREST/ DIVIDENDS	CHANGE IN VALUE	TRANSFERS OUT	FEES	WITHDRAWALS	ENDING BALANCE
[redacted]										

SUMMARY BY PARTICIPANT

Executech 401(k) Plan

01-JAN-25 to 31-DEC-25

INVESTMENT OPTION	BEGINNING BALANCE	CONTRIBUTIONS/ DEPOSITS	ADDITIONAL DEPOSITS	TRANSFERS IN	INTEREST/ DIVIDENDS	CHANGE IN VALUE	TRANSFERS OUT	FEES	WITHDRAWALS	ENDING BALANCE

INVESTMENT	BEGINNING	CONTRIBUTIONS/	ADDITIONAL	TRANSFERS	INTEREST/	CHANGE IN	TRANSFERS	ENDING

[redacted]

SUMMARY BY PARTICIPANT

Executech 401(k) Plan

01-JAN-25 to 31-DEC-25

INVESTMENT OPTION	BEGINNING BALANCE	CONTRIBUTIONS/ DEPOSITS	ADDITIONAL DEPOSITS	TRANSFERS IN	INTEREST/ DIVIDENDS	CHANGE IN VALUE	TRANSFERS OUT	FEES	WITHDRAWALS	ENDING BALANCE
[redacted]										

SUMMARY BY PARTICIPANT

Executech 401(k) Plan

01-JAN-25 to 31-DEC-25

INVESTMENT OPTION	BEGINNING BALANCE	CONTRIBUTIONS/ DEPOSITS	ADDITIONAL DEPOSITS	TRANSFERS IN	INTEREST/ DIVIDENDS	CHANGE IN VALUE	TRANSFERS OUT	FEES	WITHDRAWALS	ENDING BALANCE

SUMMARY BY PARTICIPANT

Executech 401(k) Plan

01-JAN-25 to 31-DEC-25

INVESTMENT OPTION	BEGINNING BALANCE	CONTRIBUTIONS/ DEPOSITS	ADDITIONAL DEPOSITS	TRANSFERS IN	INTEREST/ DIVIDENDS	CHANGE IN VALUE	TRANSFERS OUT	FEES	WITHDRAWALS	ENDING BALANCE

SUMMARY BY PARTICIPANT

Executech 401(k) Plan

01-JAN-25 to 31-DEC-25

INVESTMENT OPTION	BEGINNING BALANCE	CONTRIBUTIONS/ DEPOSITS	ADDITIONAL DEPOSITS	TRANSFERS IN	INTEREST/ DIVIDENDS	CHANGE IN VALUE	TRANSFERS OUT	FEES	WITHDRAWALS	ENDING BALANCE

SUMMARY BY PARTICIPANT

Executech 401(k) Plan

01-JAN-25 to 31-DEC-25

INVESTMENT OPTION	BEGINNING BALANCE	CONTRIBUTIONS/ DEPOSITS	ADDITIONAL DEPOSITS	TRANSFERS IN	INTEREST/ DIVIDENDS	CHANGE IN VALUE	TRANSFERS OUT	FEES	WITHDRAWALS	ENDING BALANCE

SUMMARY BY PARTICIPANT

Executech 401(k) Plan

01-JAN-25 to 31-DEC-25

INVESTMENT OPTION	BEGINNING BALANCE	CONTRIBUTIONS/ DEPOSITS	ADDITIONAL DEPOSITS	TRANSFERS IN	INTEREST/ DIVIDENDS	CHANGE IN VALUE	TRANSFERS OUT	FEES	WITHDRAWALS	ENDING BALANCE
[redacted]										

SUMMARY BY PARTICIPANT

Executech 401(k) Plan

01-JAN-25 to 31-DEC-25

INVESTMENT	BEGINNING	CONTRIBUTIONS/	ADDITIONAL	TRANSFERS	INTEREST/	CHANGE IN	TRANSFERS	ENDING

SUMMARY BY PARTICIPANT

Executech 401(k) Plan

01-JAN-25 to 31-DEC-25

INVESTMENT OPTION	BEGINNING BALANCE	CONTRIBUTIONS/ DEPOSITS	ADDITIONAL DEPOSITS	TRANSFERS IN	INTEREST/ DIVIDENDS	CHANGE IN VALUE	TRANSFERS OUT	FEES	WITHDRAWALS	ENDING BALANCE
[redacted]										

SUMMARY BY PARTICIPANT

Executech 401(k) Plan

01-JAN-25 to 31-DEC-25

INVESTMENT OPTION	BEGINNING BALANCE	CONTRIBUTIONS/ DEPOSITS	ADDITIONAL DEPOSITS	TRANSFERS IN	INTEREST/ DIVIDENDS	CHANGE IN VALUE	TRANSFERS OUT	FEES	WITHDRAWALS	ENDING BALANCE
[redacted]										

SUMMARY BY PARTICIPANT

Executech 401(k) Plan

01-JAN-25 to 31-DEC-25

INVESTMENT OPTION	BEGINNING BALANCE	CONTRIBUTIONS/ DEPOSITS	ADDITIONAL DEPOSITS	TRANSFERS IN	INTEREST/ DIVIDENDS	CHANGE IN VALUE	TRANSFERS OUT	FEES	WITHDRAWALS	ENDING BALANCE
[redacted]										

SUMMARY BY PARTICIPANT

Executech 401(k) Plan

01-JAN-25 to 31-DEC-25

INVESTMENT OPTION	BEGINNING BALANCE	CONTRIBUTIONS/ DEPOSITS	ADDITIONAL DEPOSITS	TRANSFERS IN	INTEREST/ DIVIDENDS	CHANGE IN VALUE	TRANSFERS OUT	FEES	WITHDRAWALS	ENDING BALANCE
[redacted]										

SUMMARY BY PARTICIPANT

Executech 401(k) Plan

01-JAN-25 to 31-DEC-25

INVESTMENT	BEGINNING	CONTRIBUTIONS/	ADDITIONAL	TRANSFERS	INTEREST/	CHANGE IN	TRANSFERS	ENDING

SUMMARY BY PARTICIPANT

Executech 401(k) Plan

01-JAN-25 to 31-DEC-25

INVESTMENT OPTION	BEGINNING BALANCE	CONTRIBUTIONS/ DEPOSITS	ADDITIONAL DEPOSITS	TRANSFERS IN	INTEREST/ DIVIDENDS	CHANGE IN VALUE	TRANSFERS OUT	FEES	WITHDRAWALS	ENDING BALANCE
[redacted]										

SUMMARY BY PARTICIPANT

Executech 401(k) Plan

01-JAN-25 to 31-DEC-25

INVESTMENT	BEGINNING	CONTRIBUTIONS/	ADDITIONAL	TRANSFERS	INTEREST/	CHANGE IN	TRANSFERS	ENDING



SUMMARY BY PARTICIPANT

Executech 401(k) Plan

01-JAN-25 to 31-DEC-25

INVESTMENT OPTION	BEGINNING BALANCE	CONTRIBUTIONS/ DEPOSITS	ADDITIONAL DEPOSITS	TRANSFERS IN	INTEREST/ DIVIDENDS	CHANGE IN VALUE	TRANSFERS OUT	FEES	WITHDRAWALS	ENDING BALANCE
[redacted]										

SUMMARY BY PARTICIPANT

Executech 401(k) Plan

01-JAN-25 to 31-DEC-25

INVESTMENT OPTION	BEGINNING BALANCE	CONTRIBUTIONS/ DEPOSITS	ADDITIONAL DEPOSITS	TRANSFERS IN	INTEREST/ DIVIDENDS	CHANGE IN VALUE	TRANSFERS OUT	FEES	WITHDRAWALS	ENDING BALANCE

INVESTMENT	BEGINNING	CONTRIBUTIONS/	ADDITIONAL	TRANSFERS	INTEREST/	CHANGE IN	TRANSFERS	ENDING

SUMMARY BY PARTICIPANT

Executech 401(k) Plan

01-JAN-25 to 31-DEC-25

INVESTMENT OPTION	BEGINNING BALANCE	CONTRIBUTIONS/ DEPOSITS	ADDITIONAL DEPOSITS	TRANSFERS IN	INTEREST/ DIVIDENDS	CHANGE IN VALUE	TRANSFERS OUT	FEES	WITHDRAWALS	ENDING BALANCE

SUMMARY BY PARTICIPANT

Executech 401(k) Plan

01-JAN-25 to 31-DEC-25

INVESTMENT OPTION	BEGINNING BALANCE	CONTRIBUTIONS/ DEPOSITS	ADDITIONAL DEPOSITS	TRANSFERS IN	INTEREST/ DIVIDENDS	CHANGE IN VALUE	TRANSFERS OUT	FEES	WITHDRAWALS	ENDING BALANCE

SUMMARY BY PARTICIPANT

Executech 401(k) Plan

01-JAN-25 to 31-DEC-25

INVESTMENT OPTION	BEGINNING BALANCE	CONTRIBUTIONS/ DEPOSITS	ADDITIONAL DEPOSITS	TRANSFERS IN	INTEREST/ DIVIDENDS	CHANGE IN VALUE	TRANSFERS OUT	FEES	WITHDRAWALS	ENDING BALANCE

[redacted]

SUMMARY BY PARTICIPANT

Executech 401(k) Plan

01-JAN-25 to 31-DEC-25

INVESTMENT OPTION	BEGINNING BALANCE	CONTRIBUTIONS/ DEPOSITS	ADDITIONAL DEPOSITS	TRANSFERS IN	INTEREST/ DIVIDENDS	CHANGE IN VALUE	TRANSFERS OUT	FEES	WITHDRAWALS	ENDING BALANCE

SUMMARY BY PARTICIPANT

Executech 401(k) Plan

01-JAN-25 to 31-DEC-25

INVESTMENT	BEGINNING	CONTRIBUTIONS/	ADDITIONAL	TRANSFERS	INTEREST/	CHANGE IN	TRANSFERS	ENDING

SUMMARY BY PARTICIPANT

Executech 401(k) Plan

01-JAN-25 to 31-DEC-25

INVESTMENT OPTION	BEGINNING BALANCE	CONTRIBUTIONS/ DEPOSITS	ADDITIONAL DEPOSITS	TRANSFERS IN	INTEREST/ DIVIDENDS	CHANGE IN VALUE	TRANSFERS OUT	FEES	WITHDRAWALS	ENDING BALANCE

SUMMARY BY PARTICIPANT

Executech 401(k) Plan

01-JAN-25 to 31-DEC-25

INVESTMENT	BEGINNING	CONTRIBUTIONS/	ADDITIONAL	TRANSFERS	INTEREST/	CHANGE IN	TRANSFERS	ENDING

SUMMARY BY PARTICIPANT

Executech 401(k) Plan

01-JAN-25 to 31-DEC-25

INVESTMENT OPTION	BEGINNING BALANCE	CONTRIBUTIONS/ DEPOSITS	ADDITIONAL DEPOSITS	TRANSFERS IN	INTEREST/ DIVIDENDS	CHANGE IN VALUE	TRANSFERS OUT	FEES	WITHDRAWALS	ENDING BALANCE

SUMMARY BY PARTICIPANT

Executech 401(k) Plan

01-JAN-25 to 31-DEC-25

INVESTMENT OPTION	BEGINNING BALANCE	CONTRIBUTIONS/ DEPOSITS	ADDITIONAL DEPOSITS	TRANSFERS IN	INTEREST/ DIVIDENDS	CHANGE IN VALUE	TRANSFERS OUT	FEES	WITHDRAWALS	ENDING BALANCE

SUMMARY BY PARTICIPANT

Executech 401(k) Plan

01-JAN-25 to 31-DEC-25

INVESTMENT OPTION	BEGINNING BALANCE	CONTRIBUTIONS/ DEPOSITS	ADDITIONAL DEPOSITS	TRANSFERS IN	INTEREST/ DIVIDENDS	CHANGE IN VALUE	TRANSFERS OUT	FEES	WITHDRAWALS	ENDING BALANCE

SUMMARY BY PARTICIPANT

Executech 401(k) Plan

01-JAN-25 to 31-DEC-25

INVESTMENT OPTION	BEGINNING BALANCE	CONTRIBUTIONS/ DEPOSITS	ADDITIONAL DEPOSITS	TRANSFERS IN	INTEREST/ DIVIDENDS	CHANGE IN VALUE	TRANSFERS OUT	FEES	WITHDRAWALS	ENDING BALANCE

SUMMARY BY PARTICIPANT

Executech 401(k) Plan

01-JAN-25 to 31-DEC-25

INVESTMENT	BEGINNING	CONTRIBUTIONS/	ADDITIONAL	TRANSFERS	INTEREST/	CHANGE IN	TRANSFERS	ENDING

SUMMARY BY PARTICIPANT

Executech 401(k) Plan

01-JAN-25 to 31-DEC-25

INVESTMENT	BEGINNING	CONTRIBUTIONS/	ADDITIONAL	TRANSFERS	INTEREST/	CHANGE IN	TRANSFERS	ENDING

SUMMARY BY PARTICIPANT

Executech 401(k) Plan

01-JAN-25 to 31-DEC-25

INVESTMENT OPTION	BEGINNING BALANCE	CONTRIBUTIONS/ DEPOSITS	ADDITIONAL DEPOSITS	TRANSFERS IN	INTEREST/ DIVIDENDS	CHANGE IN VALUE	TRANSFERS OUT	FEES	WITHDRAWALS	ENDING BALANCE

SUMMARY BY PARTICIPANT

Executech 401(k) Plan

01-JAN-25 to 31-DEC-25

INVESTMENT	BEGINNING	CONTRIBUTIONS/	ADDITIONAL	TRANSFERS	INTEREST/	CHANGE IN	TRANSFERS	ENDING

SUMMARY BY PARTICIPANT

Executech 401(k) Plan

01-JAN-25 to 31-DEC-25

08-JAN-26 15:03:26

INVESTMENT	BEGINNING	CONTRIBUTIONS/	ADDITIONAL	TRANSFERS	INTEREST/	CHANGE IN	TRANSFERS	ENDING

SUMMARY BY PARTICIPANT

Executech 401(k) Plan

01-JAN-25 to 31-DEC-25

INVESTMENT	BEGINNING	CONTRIBUTIONS/	ADDITIONAL	TRANSFERS	INTEREST/	CHANGE IN	TRANSFERS	ENDING

SUMMARY BY PARTICIPANT

Executech 401(k) Plan

01-JAN-25 to 31-DEC-25

INVESTMENT OPTION	BEGINNING BALANCE	CONTRIBUTIONS/ DEPOSITS	ADDITIONAL DEPOSITS	TRANSFERS IN	INTEREST/ DIVIDENDS	CHANGE IN VALUE	TRANSFERS OUT	FEES	WITHDRAWALS	ENDING BALANCE
[redacted]										

SUMMARY BY PARTICIPANT

Executech 401(k) Plan

01-JAN-25 to 31-DEC-25

INVESTMENT	BEGINNING	CONTRIBUTIONS/	ADDITIONAL	TRANSFERS	INTEREST/	CHANGE IN	TRANSFERS	ENDING

SUMMARY BY PARTICIPANT

Executech 401(k) Plan

01-JAN-25 to 31-DEC-25

INVESTMENT	BEGINNING	CONTRIBUTIONS/	ADDITIONAL	TRANSFERS	INTEREST/	CHANGE IN	TRANSFERS	ENDING

SUMMARY BY PARTICIPANT

Executech 401(k) Plan

01-JAN-25 to 31-DEC-25

INVESTMENT	BEGINNING	CONTRIBUTIONS/	ADDITIONAL	TRANSFERS	INTEREST/	CHANGE IN	TRANSFERS	ENDING

SUMMARY BY PARTICIPANT

Executech 401(k) Plan

01-JAN-25 to 31-DEC-25

08-JAN-26 15:03:26

INVESTMENT OPTION	BEGINNING BALANCE	CONTRIBUTIONS/ DEPOSITS	ADDITIONAL DEPOSITS	TRANSFERS IN	INTEREST/ DIVIDENDS	CHANGE IN VALUE	TRANSFERS OUT	FEES	WITHDRAWALS	ENDING BALANCE

SUMMARY BY PARTICIPANT

Executech 401(k) Plan

01-JAN-25 to 31-DEC-25

INVESTMENT	BEGINNING	CONTRIBUTIONS/	ADDITIONAL	TRANSFERS	INTEREST/	CHANGE IN	TRANSFERS	ENDING

SUMMARY BY PARTICIPANT

Executech 401(k) Plan

01-JAN-25 to 31-DEC-25

INVESTMENT OPTION	BEGINNING BALANCE	CONTRIBUTIONS/ DEPOSITS	ADDITIONAL DEPOSITS	TRANSFERS IN	INTEREST/ DIVIDENDS	CHANGE IN VALUE	TRANSFERS OUT	FEES	WITHDRAWALS	ENDING BALANCE

SUMMARY BY PARTICIPANT

Executech 401(k) Plan

01-JAN-25 to 31-DEC-25

INVESTMENT OPTION	BEGINNING BALANCE	CONTRIBUTIONS/ DEPOSITS	ADDITIONAL DEPOSITS	TRANSFERS IN	INTEREST/ DIVIDENDS	CHANGE IN VALUE	TRANSFERS OUT	FEES	WITHDRAWALS	ENDING BALANCE
[redacted]										

SUMMARY BY PARTICIPANT

Executech 401(k) Plan

01-JAN-25 to 31-DEC-25

INVESTMENT OPTION	BEGINNING BALANCE	CONTRIBUTIONS/ DEPOSITS	ADDITIONAL DEPOSITS	TRANSFERS IN	INTEREST/ DIVIDENDS	CHANGE IN VALUE	TRANSFERS OUT	FEES	WITHDRAWALS	ENDING BALANCE
[redacted]										

SUMMARY BY PARTICIPANT

Executech 401(k) Plan

01-JAN-25 to 31-DEC-25

INVESTMENT OPTION	BEGINNING BALANCE	CONTRIBUTIONS/ DEPOSITS	ADDITIONAL DEPOSITS	TRANSFERS IN	INTEREST/ DIVIDENDS	CHANGE IN VALUE	TRANSFERS OUT	FEES	WITHDRAWALS	ENDING BALANCE
[redacted]										

SUMMARY BY PARTICIPANT

Executech 401(k) Plan

01-JAN-25 to 31-DEC-25

INVESTMENT OPTION	BEGINNING BALANCE	CONTRIBUTIONS/ DEPOSITS	ADDITIONAL DEPOSITS	TRANSFERS IN	INTEREST/ DIVIDENDS	CHANGE IN VALUE	TRANSFERS OUT	FEES	WITHDRAWALS	ENDING BALANCE

SUMMARY BY PARTICIPANT

Executech 401(k) Plan

01-JAN-25 to 31-DEC-25

INVESTMENT OPTION	BEGINNING BALANCE	CONTRIBUTIONS/ DEPOSITS	ADDITIONAL DEPOSITS	TRANSFERS IN	INTEREST/ DIVIDENDS	CHANGE IN VALUE	TRANSFERS OUT	FEES	WITHDRAWALS	ENDING BALANCE

SUMMARY BY PARTICIPANT

Executech 401(k) Plan

01-JAN-25 to 31-DEC-25

INVESTMENT	BEGINNING	CONTRIBUTIONS/	ADDITIONAL	TRANSFERS	INTEREST/	CHANGE IN	TRANSFERS	ENDING

[redacted]

SUMMARY BY PARTICIPANT

Executech 401(k) Plan

01-JAN-25 to 31-DEC-25

[redacted]

SUMMARY BY PARTICIPANT

Executech 401(k) Plan

01-JAN-25 to 31-DEC-25

INVESTMENT	BEGINNING	CONTRIBUTIONS/	ADDITIONAL	TRANSFERS	INTEREST/	CHANGE IN	TRANSFERS	ENDING
[redacted]								

SUMMARY BY PARTICIPANT

Executech 401(k) Plan

01-JAN-25 to 31-DEC-25

INVESTMENT OPTION	BEGINNING BALANCE	CONTRIBUTIONS/ DEPOSITS	ADDITIONAL DEPOSITS	TRANSFERS IN	INTEREST/ DIVIDENDS	CHANGE IN VALUE	TRANSFERS OUT	FEES	WITHDRAWALS	ENDING BALANCE

SUMMARY BY PARTICIPANT

Executech 401(k) Plan

01-JAN-25 to 31-DEC-25

INVESTMENT OPTION	BEGINNING BALANCE	CONTRIBUTIONS/ DEPOSITS	ADDITIONAL DEPOSITS	TRANSFERS IN	INTEREST/ DIVIDENDS	CHANGE IN VALUE	TRANSFERS OUT	FEES	WITHDRAWALS	ENDING BALANCE

SUMMARY BY PARTICIPANT

Executech 401(k) Plan

01-JAN-25 to 31-DEC-25

INVESTMENT OPTION	BEGINNING BALANCE	CONTRIBUTIONS/ DEPOSITS	ADDITIONAL DEPOSITS	TRANSFERS IN	INTEREST/ DIVIDENDS	CHANGE IN VALUE	TRANSFERS OUT	FEES	WITHDRAWALS	ENDING BALANCE
[redacted]										

SUMMARY BY PARTICIPANT

Executech 401(k) Plan

01-JAN-25 to 31-DEC-25

INVESTMENT OPTION	BEGINNING BALANCE	CONTRIBUTIONS/ DEPOSITS	ADDITIONAL DEPOSITS	TRANSFERS IN	INTEREST/ DIVIDENDS	CHANGE IN VALUE	TRANSFERS OUT	FEES	WITHDRAWALS	ENDING BALANCE
[redacted]										

SUMMARY BY PARTICIPANT

Executech 401(k) Plan

01-JAN-25 to 31-DEC-25

INVESTMENT OPTION	BEGINNING BALANCE	CONTRIBUTIONS/ DEPOSITS	ADDITIONAL DEPOSITS	TRANSFERS IN	INTEREST/ DIVIDENDS	CHANGE IN VALUE	TRANSFERS OUT	FEES	WITHDRAWALS	ENDING BALANCE



SUMMARY BY PARTICIPANT

Executech 401(k) Plan

01-JAN-25 to 31-DEC-25

INVESTMENT OPTION	BEGINNING BALANCE	CONTRIBUTIONS/ DEPOSITS	ADDITIONAL DEPOSITS	TRANSFERS IN	INTEREST/ DIVIDENDS	CHANGE IN VALUE	TRANSFERS OUT	FEES	WITHDRAWALS	ENDING BALANCE

SUMMARY BY PARTICIPANT

Executech 401(k) Plan

01-JAN-25 to 31-DEC-25

INVESTMENT OPTION	BEGINNING BALANCE	CONTRIBUTIONS/ DEPOSITS	ADDITIONAL DEPOSITS	TRANSFERS IN	INTEREST/ DIVIDENDS	CHANGE IN VALUE	TRANSFERS OUT	FEES	WITHDRAWALS	ENDING BALANCE

SUMMARY BY PARTICIPANT

Executech 401(k) Plan

01-JAN-25 to 31-DEC-25

INVESTMENT OPTION	BEGINNING BALANCE	CONTRIBUTIONS/ DEPOSITS	ADDITIONAL DEPOSITS	TRANSFERS IN	INTEREST/ DIVIDENDS	CHANGE IN VALUE	TRANSFERS OUT	FEES	WITHDRAWALS	ENDING BALANCE
[redacted]										

SUMMARY BY PARTICIPANT

Executech 401(k) Plan

01-JAN-25 to 31-DEC-25

INVESTMENT OPTION	BEGINNING BALANCE	CONTRIBUTIONS/ DEPOSITS	ADDITIONAL DEPOSITS	TRANSFERS IN	INTEREST/ DIVIDENDS	CHANGE IN VALUE	TRANSFERS OUT	FEES	WITHDRAWALS	ENDING BALANCE

[redacted]

SUMMARY BY PARTICIPANT

Executech 401(k) Plan

01-JAN-25 to 31-DEC-25

INVESTMENT OPTION	BEGINNING BALANCE	CONTRIBUTIONS/ DEPOSITS	ADDITIONAL DEPOSITS	TRANSFERS IN	INTEREST/ DIVIDENDS	CHANGE IN VALUE	TRANSFERS OUT	FEES	WITHDRAWALS	ENDING BALANCE
[redacted]										

SUMMARY BY PARTICIPANT

Executech 401(k) Plan

01-JAN-25 to 31-DEC-25

INVESTMENT OPTION	BEGINNING BALANCE	CONTRIBUTIONS/ DEPOSITS	ADDITIONAL DEPOSITS	TRANSFERS IN	INTEREST/ DIVIDENDS	CHANGE IN VALUE	TRANSFERS OUT	FEES	WITHDRAWALS	ENDING BALANCE
[redacted]										

SUMMARY BY PARTICIPANT

Executech 401(k) Plan

01-JAN-25 to 31-DEC-25

INVESTMENT OPTION	BEGINNING BALANCE	CONTRIBUTIONS/ DEPOSITS	ADDITIONAL DEPOSITS	TRANSFERS IN	INTEREST/ DIVIDENDS	CHANGE IN VALUE	TRANSFERS OUT	FEES	WITHDRAWALS	ENDING BALANCE
[redacted]										

SUMMARY BY PARTICIPANT

Executech 401(k) Plan

01-JAN-25 to 31-DEC-25

INVESTMENT	BEGINNING	CONTRIBUTIONS/	ADDITIONAL	TRANSFERS	INTEREST/	CHANGE IN	TRANSFERS	ENDING

[redacted]

SUMMARY BY PARTICIPANT

Executech 401(k) Plan

01-JAN-25 to 31-DEC-25

INVESTMENT	BEGINNING	CONTRIBUTIONS/	ADDITIONAL	TRANSFERS	INTEREST/	CHANGE IN	TRANSFERS	ENDING

[redacted]

SUMMARY BY PARTICIPANT

Executech 401(k) Plan

01-JAN-25 to 31-DEC-25

INVESTMENT	BEGINNING	CONTRIBUTIONS/	ADDITIONAL	TRANSFERS	INTEREST/	CHANGE IN	TRANSFERS	ENDING

SUMMARY BY PARTICIPANT

Executech 401(k) Plan

01-JAN-25 to 31-DEC-25

INVESTMENT OPTION	BEGINNING BALANCE	CONTRIBUTIONS/ DEPOSITS	ADDITIONAL DEPOSITS	TRANSFERS IN	INTEREST/ DIVIDENDS	CHANGE IN VALUE	TRANSFERS OUT	FEES	WITHDRAWALS	ENDING BALANCE

[redacted]

SUMMARY BY PARTICIPANT

Executech 401(k) Plan

01-JAN-25 to 31-DEC-25

INVESTMENT OPTION	BEGINNING BALANCE	CONTRIBUTIONS/ DEPOSITS	ADDITIONAL DEPOSITS	TRANSFERS IN	INTEREST/ DIVIDENDS	CHANGE IN VALUE	TRANSFERS OUT	FEES	WITHDRAWALS	ENDING BALANCE
[redacted]										

SUMMARY BY PARTICIPANT

Executech 401(k) Plan

01-JAN-25 to 31-DEC-25

INVESTMENT	BEGINNING	CONTRIBUTIONS/	ADDITIONAL	TRANSFERS	INTEREST/	CHANGE IN	TRANSFERS	ENDING

[redacted]

SUMMARY BY PARTICIPANT

Executech 401(k) Plan

01-JAN-25 to 31-DEC-25

INVESTMENT OPTION	BEGINNING BALANCE	CONTRIBUTIONS/ DEPOSITS	ADDITIONAL DEPOSITS	TRANSFERS IN	INTEREST/ DIVIDENDS	CHANGE IN VALUE	TRANSFERS OUT	FEES	WITHDRAWALS	ENDING BALANCE
[redacted]										

SUMMARY BY PARTICIPANT

Executech 401(k) Plan

01-JAN-25 to 31-DEC-25

INVESTMENT	BEGINNING	CONTRIBUTIONS/	ADDITIONAL	TRANSFERS	INTEREST/	CHANGE IN	TRANSFERS	ENDING

SUMMARY BY PARTICIPANT

Executech 401(k) Plan

01-JAN-25 to 31-DEC-25

INVESTMENT OPTION	BEGINNING BALANCE	CONTRIBUTIONS/ DEPOSITS	ADDITIONAL DEPOSITS	TRANSFERS IN	INTEREST/ DIVIDENDS	CHANGE IN VALUE	TRANSFERS OUT	FEES	WITHDRAWALS	ENDING BALANCE
[redacted]										

SUMMARY BY PARTICIPANT

Executech 401(k) Plan

01-JAN-25 to 31-DEC-25

INVESTMENT OPTION	BEGINNING BALANCE	CONTRIBUTIONS/ DEPOSITS	ADDITIONAL DEPOSITS	TRANSFERS IN	INTEREST/ DIVIDENDS	CHANGE IN VALUE	TRANSFERS OUT	FEES	WITHDRAWALS	ENDING BALANCE

[redacted]

SUMMARY BY PARTICIPANT

Executech 401(k) Plan

01-JAN-25 to 31-DEC-25

INVESTMENT	BEGINNING	CONTRIBUTIONS/	ADDITIONAL	TRANSFERS	INTEREST/	CHANGE IN	TRANSFERS	ENDING



SUMMARY BY PARTICIPANT

Executech 401(k) Plan

01-JAN-25 to 31-DEC-25

INVESTMENT	BEGINNING	CONTRIBUTIONS/	ADDITIONAL	TRANSFERS	INTEREST/	CHANGE IN	TRANSFERS	ENDING

[redacted]

SUMMARY BY PARTICIPANT

Executech 401(k) Plan

01-JAN-25 to 31-DEC-25

INVESTMENT	BEGINNING	CONTRIBUTIONS/	ADDITIONAL	TRANSFERS	INTEREST/	CHANGE IN	TRANSFERS	ENDING

SUMMARY BY PARTICIPANT

Executech 401(k) Plan

01-JAN-25 to 31-DEC-25

INVESTMENT	BEGINNING	CONTRIBUTIONS/	ADDITIONAL	TRANSFERS	INTEREST/	CHANGE IN	TRANSFERS	ENDING

[redacted]

SUMMARY BY PARTICIPANT

Executech 401(k) Plan

01-JAN-25 to 31-DEC-25

INVESTMENT	BEGINNING	CONTRIBUTIONS/	ADDITIONAL	TRANSFERS	INTEREST/	CHANGE IN	TRANSFERS	ENDING

[redacted]

SUMMARY BY PARTICIPANT

Executech 401(k) Plan

01-JAN-25 to 31-DEC-25

INVESTMENT OPTION	BEGINNING BALANCE	CONTRIBUTIONS/ DEPOSITS	ADDITIONAL DEPOSITS	TRANSFERS IN	INTEREST/ DIVIDENDS	CHANGE IN VALUE	TRANSFERS OUT	FEES	WITHDRAWALS	ENDING BALANCE

SUMMARY BY PARTICIPANT

Executech 401(k) Plan

01-JAN-25 to 31-DEC-25

INVESTMENT	BEGINNING	CONTRIBUTIONS/	ADDITIONAL	TRANSFERS	INTEREST/	CHANGE IN	TRANSFERS	ENDING

SUMMARY BY PARTICIPANT

Executech 401(k) Plan

01-JAN-25 to 31-DEC-25

INVESTMENT OPTION	BEGINNING BALANCE	CONTRIBUTIONS/ DEPOSITS	ADDITIONAL DEPOSITS	TRANSFERS IN	INTEREST/ DIVIDENDS	CHANGE IN VALUE	TRANSFERS OUT	FEES	WITHDRAWALS	ENDING BALANCE

SUMMARY BY PARTICIPANT

Executech 401(k) Plan

01-JAN-25 to 31-DEC-25

INVESTMENT	BEGINNING	CONTRIBUTIONS/	ADDITIONAL	TRANSFERS	INTEREST/	CHANGE IN	TRANSFERS	ENDING

SUMMARY BY PARTICIPANT

Executech 401(k) Plan

01-JAN-25 to 31-DEC-25

INVESTMENT	BEGINNING	CONTRIBUTIONS/	ADDITIONAL	TRANSFERS	INTEREST/	CHANGE IN	TRANSFERS	ENDING

SUMMARY BY PARTICIPANT

Executech 401(k) Plan

01-JAN-25 to 31-DEC-25

INVESTMENT OPTION	BEGINNING BALANCE	CONTRIBUTIONS/ DEPOSITS	ADDITIONAL DEPOSITS	TRANSFERS IN	INTEREST/ DIVIDENDS	CHANGE IN VALUE	TRANSFERS OUT	FEES	WITHDRAWALS	ENDING BALANCE
[redacted]										

SUMMARY BY PARTICIPANT

Executech 401(k) Plan

01-JAN-25 to 31-DEC-25

INVESTMENT OPTION	BEGINNING BALANCE	CONTRIBUTIONS/ DEPOSITS	ADDITIONAL DEPOSITS	TRANSFERS IN	INTEREST/ DIVIDENDS	CHANGE IN VALUE	TRANSFERS OUT	FEES	WITHDRAWALS	ENDING BALANCE

[redacted]

SUMMARY BY PARTICIPANT

Executech 401(k) Plan

01-JAN-25 to 31-DEC-25

INVESTMENT OPTION	BEGINNING BALANCE	CONTRIBUTIONS/ DEPOSITS	ADDITIONAL DEPOSITS	TRANSFERS IN	INTEREST/ DIVIDENDS	CHANGE IN VALUE	TRANSFERS OUT	FEES	WITHDRAWALS	ENDING BALANCE

SUMMARY BY PARTICIPANT

Executech 401(k) Plan

01-JAN-25 to 31-DEC-25

INVESTMENT	BEGINNING	CONTRIBUTIONS/	ADDITIONAL	TRANSFERS	INTEREST/	CHANGE IN	TRANSFERS	ENDING

SUMMARY BY PARTICIPANT

Executech 401(k) Plan

01-JAN-25 to 31-DEC-25

INVESTMENT OPTION	BEGINNING BALANCE	CONTRIBUTIONS/ DEPOSITS	ADDITIONAL DEPOSITS	TRANSFERS IN	INTEREST/ DIVIDENDS	CHANGE IN VALUE	TRANSFERS OUT	FEES	WITHDRAWALS	ENDING BALANCE
[redacted]										

SUMMARY BY PARTICIPANT

Executech 401(k) Plan

01-JAN-25 to 31-DEC-25

INVESTMENT OPTION	BEGINNING BALANCE	CONTRIBUTIONS/ DEPOSITS	ADDITIONAL DEPOSITS	TRANSFERS IN	INTEREST/ DIVIDENDS	CHANGE IN VALUE	TRANSFERS OUT	FEES	WITHDRAWALS	ENDING BALANCE
[redacted]										

SUMMARY BY PARTICIPANT

Executech 401(k) Plan

01-JAN-25 to 31-DEC-25

INVESTMENT	BEGINNING	CONTRIBUTIONS/	ADDITIONAL	TRANSFERS	INTEREST/	CHANGE IN	TRANSFERS	ENDING

SUMMARY BY PARTICIPANT

Executech 401(k) Plan

01-JAN-25 to 31-DEC-25

INVESTMENT	BEGINNING	CONTRIBUTIONS/	ADDITIONAL	TRANSFERS	INTEREST/	CHANGE IN	TRANSFERS	ENDING

SUMMARY BY PARTICIPANT

Executech 401(k) Plan

01-JAN-25 to 31-DEC-25

INVESTMENT	BEGINNING	CONTRIBUTIONS/	ADDITIONAL	TRANSFERS	INTEREST/	CHANGE IN	TRANSFERS	ENDING

SUMMARY BY PARTICIPANT

Executech 401(k) Plan

01-JAN-25 to 31-DEC-25

INVESTMENT OPTION	BEGINNING BALANCE	CONTRIBUTIONS/ DEPOSITS	ADDITIONAL DEPOSITS	TRANSFERS IN	INTEREST/ DIVIDENDS	CHANGE IN VALUE	TRANSFERS OUT	FEES	WITHDRAWALS	ENDING BALANCE
[redacted]										

SUMMARY BY PARTICIPANT

Executech 401(k) Plan

01-JAN-25 to 31-DEC-25

INVESTMENT OPTION	BEGINNING BALANCE	CONTRIBUTIONS/ DEPOSITS	ADDITIONAL DEPOSITS	TRANSFERS IN	INTEREST/ DIVIDENDS	CHANGE IN VALUE	TRANSFERS OUT	FEES	WITHDRAWALS	ENDING BALANCE

INVESTMENT	BEGINNING	CONTRIBUTIONS/	ADDITIONAL	TRANSFERS	INTEREST/	CHANGE IN	TRANSFERS	ENDING

[redacted]

SUMMARY BY PARTICIPANT

Executech 401(k) Plan

01-JAN-25 to 31-DEC-25

INVESTMENT OPTION	BEGINNING BALANCE	CONTRIBUTIONS/ DEPOSITS	ADDITIONAL DEPOSITS	TRANSFERS IN	INTEREST/ DIVIDENDS	CHANGE IN VALUE	TRANSFERS OUT	FEES	WITHDRAWALS	ENDING BALANCE

LEGEND

INVESTMENT OPTION:

1BKCPX	BLACKROCK 20/80 TARGET ALLOCATION K
1BKGPX	BLACKROCK 60/40 TARGET ALLOCATION K
1FLIFX	FIDELITY FREEDOM INDEX 2015 INVESTOR
1FXIFX	FIDELITY FREEDOM INDEX 2030 INVESTOR
1FBIFX	FIDELITY FREEDOM INDEX 2040 INVESTOR
1FIPFX	FIDELITY FREEDOM INDEX 2050 INVESTOR
1FDKLX	FIDELITY FREEDOM INDEX 2060 INVESTOR
1FIWFX	FIDELITY FREEDOM INDEX 2015 INSTL PREM
1FFEGX	FIDELITY FREEDOM INDEX 2030 INSTL PREM
1FFIZX	FIDELITY FREEDOM INDEX 2040 INSTL PREM
1FFOPX	FIDELITY FREEDOM INDEX 2050 INSTL PREM
1FFLEX	FIDELITY FREEDOM INDEX 2060 INSTL PREM
1RNWGX	AMERICAN FUNDS NEW WORLD R6
1DSCGX	DFA US SMALL CAP GROWTH INSTL
1FSMDX	FIDELITY MID CAP INDEX
1TRMIX	T. ROWE PRICE MID-CAP VALUE I
1JLGMX	JPMORGAN LARGE CAP GROWTH R6
1RLBGX	AMERICAN FUNDS AMERICAN BALANCED R6
1FIWDX	FIDELITY ADVISOR STRATEGIC INCOME Z
1DGCXX	DREYFUS GOVERNMENT CASH MGMT INSTL
1BKMPX	BLACKROCK 40/60 TARGET ALLOCATION K
1BKAPX	BLACKROCK 80/20 TARGET ALLOCATION K
1FQIFX	FIDELITY FREEDOM INDEX 2025 INVESTOR
1FIHFX	FIDELITY FREEDOM INDEX 2035 INVESTOR
1FIOFX	FIDELITY FREEDOM INDEX 2045 INVESTOR
1FDEWX	FIDELITY FREEDOM INDEX 2055 INVESTOR
1FFIJX	FIDELITY FREEDOM INDEX 2065 INVESTOR
1FFEDX	FIDELITY FREEDOM INDEX 2025 INSTL PREM
1FFEZX	FIDELITY FREEDOM INDEX 2035 INSTL PREM
1FFOLX	FIDELITY FREEDOM INDEX 2045 INSTL PREM
1FFLDX	FIDELITY FREEDOM INDEX 2055 INSTL PREM
1FFIKX	FIDELITY FREEDOM INDEX 2065 INSTL PRM
1MOSZX	MASSMUTUAL OVERSEAS I
1FSSNX	FIDELITY SMALL CAP INDEX
1JMGMX	JPMORGAN MID CAP GROWTH R6
1FXAIX	FIDELITY 500 INDEX
1TRPIX	T. ROWE PRICE VALUE I
1RBFGX	AMERICAN FUNDS BOND FUND OF AMER R6
1FHRRX	FRANKLIN HIGH INCOME R6
1GWAQ35	EMPOWER FIXED ACCOUNT - SERIES CLASS I

SUPPLEMENTAL REPORTS

REALIZED AND UNREALIZED GAINS/(LOSSES)

GA

Executech 401(k) Plan

01-JAN-25 to 31-DEC-25

08-JAN-26 15:03:33

INVESTMENT OPTION	BEGINNING MARKET VALUE	PURCHASES	SALES	COST OF SALES	REALIZED GAIN/(LOSS)	UNREALIZED GAIN/(LOSS)	ENDING MARKET VALUE
1BKCPX	0.00	452.07	459.66	452.07	7.59	0.00	0.00
1BKMPX	0.00	56,287.95	27,420.95	26,349.26	1,071.69	1,239.11	31,177.80
1BKGPX	0.00	13,416.28	2,671.55	2,543.97	127.58	(345.06)	10,527.25
1BKAPX	0.00	33,557.72	42.99	41.05	1.94	533.20	34,049.87
1FLIFX	0.00	9,304.88	10,016.95	9,304.88	712.07	0.00	0.00
1FQIFX	0.00	939,946.84	1,013,834.75	939,946.85	73,887.90	0.01	0.00
1FXIFX	0.00	719,331.17	783,258.81	719,331.15	63,927.66	(0.02)	0.00
1FIHFX	0.00	1,613,088.87	1,766,567.14	1,613,088.78	153,478.36	(0.09)	0.00
1FBIFX	0.00	1,040,599.49	1,149,716.59	1,040,599.51	109,117.08	0.02	0.00
1FIOFX	0.00	1,472,345.75	1,604,859.68	1,472,345.69	132,513.99	(0.06)	0.00
1FIPFX	0.00	1,614,669.89	1,757,684.22	1,614,669.86	143,014.36	(0.03)	0.00
1FDEWX	0.00	1,349,080.98	1,468,850.77	1,349,081.00	119,769.77	0.02	0.00
1FDKLX	0.00	328,280.17	367,252.56	328,280.17	38,972.39	0.00	0.00
1FFIJX	0.00	87,619.43	97,888.96	87,619.47	10,269.49	0.04	0.00
1FIWFX	0.00	20,431.19	10,375.45	10,363.89	11.56	(279.85)	9,787.45
1FFEDX	0.00	1,811,378.33	878,510.84	876,831.04	1,679.80	(18,148.16)	916,399.13
1FFEGX	0.00	1,390,536.61	665,425.47	663,966.76	1,458.71	(5,287.53)	721,282.32
1FFEZX	0.00	2,459,652.14	1,129,506.55	1,126,495.07	3,011.48	223.51	1,333,380.58
1FFIZX	0.00	1,564,571.07	695,656.37	693,218.16	2,438.21	5,863.72	877,216.63
1FFOLX	0.00	2,399,232.12	1,194,333.36	1,189,406.54	4,926.82	12,038.06	1,221,863.64
1FFOPX	0.00	2,140,962.26	951,532.03	947,783.54	3,748.49	12,257.07	1,205,435.79
1FFLDX	0.00	2,079,135.56	988,237.16	984,229.00	4,008.16	11,336.13	1,106,242.69
1FFLEX	0.00	588,719.67	241,100.51	240,141.02	959.49	3,668.13	352,246.78
1FFIKX	0.00	189,619.29	93,097.89	92,672.81	425.08	869.61	97,816.09
1RNWGX	0.00	40,303.88	42,996.87	35,175.62	7,821.25	320.82	5,449.08
1MOSZX	0.00	57,477.18	40,136.03	34,862.45	5,273.58	(41.22)	22,573.51
1DSCGX	0.00	38,070.43	152.63	161.45	(8.82)	709.63	38,618.61
1FSSNX	0.00	40,334.83	29,384.95	27,151.13	2,233.82	2,828.85	16,012.55
1FSMDX	0.00	85,178.44	28,582.04	27,324.97	1,257.07	5,266.15	63,119.62
1JMGMX	0.00	57,270.44	2,718.84	3,191.46	(472.62)	(2,498.26)	51,580.72
1TRMIX	0.00	3,241.89	6.06	6.17	(0.11)	(15.17)	3,220.55
1FXAIX	0.00	774,573.91	98,364.84	88,509.88	9,854.96	108,432.26	794,496.29
1JLGMX	0.00	452,445.79	12,869.46	12,677.93	191.53	3,360.93	443,128.79
1TRPIX	0.00	12,329.32	41.78	41.74	0.04	430.91	12,718.49
1RLBGX	0.00	34,926.38	12,478.30	12,422.94	55.36	1,235.83	23,739.27
1RBFGX	0.00	22,843.99	23,361.67	22,843.98	517.69	(0.01)	0.00
1FIWDX	0.00	20,435.85	17,226.33	16,695.00	531.33	121.78	3,862.63
1FHRRX	0.00	23,442.39	23,050.13	22,819.68	230.45	7.34	630.05
1DGCXX	0.00	8,206,918.03	8,206,918.02	8,206,918.02	0.00	(0.01)	0.00
TOTALS	**0.00**	**33,792,012.48**	**25,436,589.16**	**24,539,563.96**	**897,025.20**	**144,127.66**	**9,396,576.18**

REALIZED AND UNREALIZED GAINS/(LOSSES)

Executech 401(k) Plan

01-JAN-25 to 31-DEC-25

INVESTMENT OPTION	BEGINNING MARKET VALUE	PURCHASES	SALES	COST OF SALES	REALIZED GAIN/(LOSS)	UNREALIZED GAIN/(LOSS)	ENDING MARKET VALUE

LEGEND

INVESTMENT OPTION:

1BKCPX	BlackRock 20/80 Target Allocation K	1BKMPX	BlackRock 40/60 Target Allocation K
1BKGPX	BlackRock 60/40 Target Allocation K	1BKAPX	BlackRock 80/20 Target Allocation K
1FLIFX	Fidelity Freedom Index 2015 Investor	1FQIFX	Fidelity Freedom Index 2025 Investor
1FXIFX	Fidelity Freedom Index 2030 Investor	1FIHFX	Fidelity Freedom Index 2035 Investor
1FBIFX	Fidelity Freedom Index 2040 Investor	1FIOFX	Fidelity Freedom Index 2045 Investor
1FIPFX	Fidelity Freedom Index 2050 Investor	1FDEWX	Fidelity Freedom Index 2055 Investor
1FDKLX	Fidelity Freedom Index 2060 Investor	1FFIJX	Fidelity Freedom Index 2065 Investor
1FIWFX	Fidelity Freedom Index 2015 Instl Prem	1FFEDX	Fidelity Freedom Index 2025 Instl Prem
1FFEGX	Fidelity Freedom Index 2030 Instl Prem	1FFEZX	Fidelity Freedom Index 2035 Instl Prem
1FFIZX	Fidelity Freedom Index 2040 Instl Prem	1FFOLX	Fidelity Freedom Index 2045 Instl Prem
1FFOPX	Fidelity Freedom Index 2050 Instl Prem	1FFLDX	Fidelity Freedom Index 2055 Instl Prem
1FFLEX	Fidelity Freedom Index 2060 Instl Prem	1FFIKX	Fidelity Freedom Index 2065 Instl Prm
1RNWGX	American Funds New World R6	1MOSZX	MassMutual Overseas I
1DSCGX	DFA US Small Cap Growth Instl	1FSSNX	Fidelity Small Cap Index
1FSMDX	Fidelity Mid Cap Index	1JMGMX	JPMorgan Mid Cap Growth R6
1TRMIX	T. Rowe Price Mid-Cap Value I	1FXAIX	Fidelity 500 Index
1JLGMX	JPMorgan Large Cap Growth R6	1TRPIX	T. Rowe Price Value I
1RLBGX	American Funds American Balanced R6	1RBFGX	American Funds Bond Fund of Amer R6
1FIWDX	Fidelity Advisor Strategic Income Z	1FHRRX	Franklin High Income R6
1DGCXX	Dreyfus Government Cash Mgmt Instl		

BEGINNING MARKET VALUE: The original value of the assets in each investment option as of the last day of the previous period
PURCHASES: Cost of purchases during the current period in each investment option
SALES: Sum of proceeds from sales during the current period in each investment option
COST OF SALES: Aggregate carry amount. Represents prior period market value and/or cost of purchases made during the current period
REALIZED GAIN/(LOSS): The activity amount minus the cost of the sales during the current period in each investment option
UNREALIZED GAIN/(LOSS): The current value of the asset minus the original cost in each investment option
ENDING MARKET VALUE: The value of all assets in each investment option as of the last day of the reporting period

ASSETS ACQUIRED AND DISPOSED OF IN PLAN YEAR

Executech 401(k) Plan

01-JAN-25 to 31-DEC-25

INVESTMENT OPTION	MATURITY DATE	INTEREST RATE	COST OF ACQUISITION	PROCEEDS FROM DISPOSITIONS
1GWAQ35		1.450	31,499.25	4,420.35

NOTE: Labor regulations Section 2520.103-11(b)(2) excludes participation in insurance company pooled separate accounts from definition of "Assets Held for Investment Purposes" if the assets were not held on the last day of the plan year. Therfore all variable funds are excluded from this report.

LEGEND

INVESTMENT OPTION:
1GWAQ35 Empower Fixed Account - Series Class I

COST OF ACQUISITIONS: The cost of the asset when acquired.
PROCEEDS FROM DISPOSITIONS: Amounts distributed from the investment option within the plan year.

SCHEDULE OF ASSETS (HELD AT END OF YEAR)

Executech 401(k) Plan

01-JAN-25 to 31-DEC-25

INVESTMENT OPTION	MATURITY DATE	INTEREST RATE	COST OF ASSETS	CURRENT VALUE
1BKMPX			29,938.64	31,177.80
1BKGPX			10,872.30	10,527.25
1BKAPX			33,516.69	34,049.87
1FIWFX			10,067.29	9,787.45
1FFEDX			934,547.30	916,399.13
1FFEGX			726,569.85	721,282.32
1FFEZX			1,333,157.09	1,333,380.58
1FFIZX			871,352.92	877,216.63
1FFOLX			1,209,825.57	1,221,863.64
1FFOPX			1,193,178.72	1,205,435.79
1FFLDX			1,094,906.55	1,106,242.69
1FFLEX			348,578.65	352,246.78
1FFIKX			96,946.44	97,816.09
1RNWGX			5,128.27	5,449.08
1MOSZX			22,614.73	22,573.51
1DSCGX			37,909.00	38,618.61
1FSSNX			13,183.69	16,012.55
1FSMDX			57,853.50	63,119.62
1JMGMX			54,078.96	51,580.72
1TRMIX			3,235.73	3,220.55
1FXAIX			686,064.05	794,496.29
1JLGMX			439,767.87	443,128.79
1TRPIX			12,287.58	12,718.49
1RLBGX			22,503.38	23,739.27
1FIWDX			3,740.82	3,862.63
1FHRRX			622.70	630.05
1GWAQ35		1.450	27,099.20	27,442.98
			9,279,547.49	**9,424,019.16**
PARTICIPANT LOANS	VARIOUS	4.250-9.500	169,734.64	169,763.33
FORFEITURES			24,534.73	24,869.86

Attachment to Form 5500, Schedule H, Part 4, Item I
EIN # 87-0679653

SCHEDULE OF ASSETS (HELD AT END OF YEAR)

Executech 401(k) Plan

01-JAN-25 to 31-DEC-25

INVESTMENT OPTION	MATURITY DATE	INTEREST RATE	COST OF ASSETS	CURRENT VALUE

LEGEND

INVESTMENT OPTION:

1BKMPX	BlackRock 40/60 Target Allocation K
1BKAPX	BlackRock 80/20 Target Allocation K
1FFEDX	Fidelity Freedom Index 2025 Instl Prem
1FFEZX	Fidelity Freedom Index 2035 Instl Prem
1FFOLX	Fidelity Freedom Index 2045 Instl Prem
1FFLDX	Fidelity Freedom Index 2055 Instl Prem
1FFIKX	Fidelity Freedom Index 2065 Instl Prm
1MOSZX	MassMutual Overseas I
1FSSNX	Fidelity Small Cap Index
1JMGMX	JPMorgan Mid Cap Growth R6
1FXAIX	Fidelity 500 Index
1TRPIX	T. Rowe Price Value I
1FIWDX	Fidelity Advisor Strategic Income Z
1GWAQ35	Empower Fixed Account - Series Class I
1BKGPX	BlackRock 60/40 Target Allocation K
1FIWFX	Fidelity Freedom Index 2015 Instl Prem
1FFEGX	Fidelity Freedom Index 2030 Instl Prem
1FFIZX	Fidelity Freedom Index 2040 Instl Prem
1FFOPX	Fidelity Freedom Index 2050 Instl Prem
1FFLEX	Fidelity Freedom Index 2060 Instl Prem
1RNWGX	American Funds New World R6
1DSCGX	DFA US Small Cap Growth Instl
1FSMDX	Fidelity Mid Cap Index
1TRMIX	T. Rowe Price Mid-Cap Value I
1JLGMX	JPMorgan Large Cap Growth R6
1RLBGX	American Funds American Balanced R6
1FHRRX	Franklin High Income R6

COST OF ASSETS: The original cost of the assets in each investment option as of the last day of the plan year
CURRENT VALUE: The value of all assets in each investment option as of the last day of the plan year

INVESTMENT OPTION	PURCHASE AMOUNT	PURCHASE UNITS/SHARES	PURCHASE COUNT	SALES AMOUNT	SALES UNITS/SHARES	SALES COUNT	COST OF SALES	TRANSACTION DATE
2DGCXX	8,213,275.55	8,213,275.550000	1	(8,213,275.55)	(8,213,275.550000)	2	(8,213,275.55)	SERIES
3DGCXX	24,534.73	24,534.730000	7	(24,534.73)	(24,534.730000)	6	(24,534.73)	SERIES
3GWAQ35	1,571.10	0.000000	7	0.00	0.000000	0	0.00	SERIES
4GWAQ35	22,963.63	0.000000	6	0.00	0.000000	24	0.00	SERIES
1BKCPX	452.33	40.039156	12	(459.66)	(40.039156)	4	(452.07)	SERIES
1BKMPX	56,289.54	4,340.643193	133	(27,420.95)	(2,066.552431)	45	(26,349.26)	SERIES
1BKGPX	13,419.92	806.989692	125	(2,671.55)	(156.757301)	23	(2,543.97)	SERIES
1BKAPX	33,559.13	1,814.583625	107	(42.99)	(2.456471)	9	(41.05)	SERIES
1FLIFX	9,304.88	644.288177	10	(10,016.95)	(644.288177)	6	(9,304.88)	SERIES
1FQIFX	939,946.84	49,629.247007	216	(1,013,834.75)	(49,629.247007)	72	(939,946.85)	SERIES
1FXIFX	719,331.17	34,918.742429	411	(783,258.81)	(34,918.742429)	117	(719,331.15)	SERIES
1FIHFX	1,613,088.87	67,488.759319	952	(1,766,567.14)	(67,488.759319)	201	(1,613,088.78)	SERIES
1FBIFX	1,040,599.49	41,070.548310	773	(1,149,716.59)	(41,070.548310)	186	(1,040,599.51)	SERIES
1FIOFX	1,472,345.75	55,035.090500	1409	(1,604,859.68)	(55,035.090500)	316	(1,472,345.69)	SERIES
1FIPFX	1,614,669.89	60,238.815835	1340	(1,757,684.22)	(60,238.815835)	358	(1,614,669.86)	SERIES
1FDEWX	1,349,080.98	61,253.397893	1168	(1,468,850.77)	(61,253.397893)	348	(1,349,081.00)	SERIES
1FDKLX	328,280.17	17,451.058764	764	(367,252.56)	(17,451.058764)	178	(328,280.17)	SERIES
1FFIJX	87,619.43	5,735.143806	403	(97,888.96)	(5,735.143806)	89	(87,619.47)	SERIES
1FIWFX	20,431.19	1,315.077889	8	(10,375.45)	(666.902529)	6	(10,363.89)	SERIES
1FFEDX	1,811,399.75	87,434.129395	126	(878,510.84)	(42,357.929553)	33	(876,831.04)	SERIES
1FFEGX	1,390,552.45	61,124.529514	323	(665,425.47)	(29,223.497631)	55	(663,966.76)	SERIES
1FFEZX	2,459,732.44	92,534.248624	613	(1,129,506.55)	(42,444.821539)	102	(1,126,495.07)	SERIES
1FFIZX	1,564,599.45	54,725.000939	493	(695,656.37)	(24,297.785565)	100	(693,218.16)	SERIES
1FFOLX	2,399,296.78	78,734.602108	885	(1,194,333.36)	(39,115.159163)	169	(1,189,406.54)	SERIES
1FFOPX	2,141,026.54	70,113.220525	827	(951,532.03)	(31,114.974175)	169	(947,783.54)	SERIES
1FFLDX	2,079,178.50	82,726.386883	779	(988,237.16)	(39,259.091458)	170	(984,229.00)	SERIES
1FFLEX	588,756.22	27,635.274930	519	(241,100.51)	(11,304.873308)	95	(240,141.02)	SERIES
1FFIKX	189,632.09	10,991.555286	274	(93,097.89)	(5,389.257130)	61	(92,672.81)	SERIES
1RNWGX	40,306.06	503.025535	137	(42,996.87)	(444.540126)	87	(35,175.62)	SERIES
1MOSZX	57,479.56	6,597.181994	137	(40,136.03)	(4,008.476613)	30	(34,862.45)	SERIES
1DSCGX	38,071.96	1,280.388809	137	(152.63)	(5.426318)	24	(161.45)	SERIES
1FSSNX	40,337.04	1,497.902724	185	(29,384.95)	(980.199627)	55	(27,151.13)	SERIES
1FSMDX	85,181.48	2,491.975340	216	(28,582.04)	(782.806237)	43	(27,324.97)	SERIES
1JMGMX	57,274.87	1,054.755283	225	(2,718.84)	(57.833408)	26	(3,191.46)	SERIES
1TRMIX	3,242.64	100.614467	77	(6.06)	(0.191867)	15	(6.17)	SERIES
1FXAIX	774,610.27	3,767.942719	1006	(98,364.84)	(425.791116)	165	(88,509.88)	SERIES
1JLGMX	452,454.39	5,276.282965	658	(12,869.46)	(149.850978)	82	(12,677.93)	SERIES
1TRPIX	12,329.81	267.657749	79	(41.78)	(0.910997)	15	(41.74)	SERIES
1RLBGX	34,928.72	985.713931	265	(12,478.30)	(352.836120)	43	(12,422.94)	SERIES
1RBFGX	22,845.08	2,039.541529	99	(23,361.67)	(2,039.541529)	24	(22,843.98)	SERIES
1FIWDX	20,436.68	1,744.024185	169	(17,226.33)	(1,424.533293)	48	(16,695.00)	SERIES
1FHRRX	23,443.65	13,457.593802	176	(23,050.13)	(13,101.632308)	27	(22,819.68)	SERIES
1DGCXX	8,206,918.03	8,206,918.030000	1024	(8,206,918.02)	(8,206,918.030000)	1033	(8,206,918.02)	SERIES
1GWAQ35	31,499.25	0.000000	504	(4,420.35)	0.000000	293	(4,420.35)	SERIES
5% TRANSACTIONS								
3DGCXX	24,480.55	24,480.550000	4	0.00	0.000000	0	0.00	02-JAN-25
1DGCXX	8,188,795.00	8,188,795.000000	515	0.00	0.000000	0	0.00	02-JAN-25
3DGCXX	0.00	0.000000	0	(24,480.55)	(24,480.550000)	3	(24,480.55)	21-JAN-25
3GWAQ35	24,480.55	0.000000	3	0.00	0.000000	0	0.00	21-JAN-25
1FLIFX	8,322.51	576.351108	2	0.00	0.000000	0	0.00	21-JAN-25
1FQIFX	875,631.55	46,305.211527	23	0.00	0.000000	0	0.00	21-JAN-25

INVESTMENT OPTION	PURCHASE AMOUNT	PURCHASE UNITS/SHARES	PURCHASE COUNT	SALES AMOUNT	SALES UNITS/SHARES	SALES COUNT	COST OF SALES	TRANSACTION DATE
1FXIFX	665,273.09	32,357.640566	28	0.00	0.000000	0	0.00	21-JAN-25
1FIHFX	1,411,217.52	59,195.365772	48	0.00	0.000000	0	0.00	21-JAN-25
1FBIFX	940,509.22	37,218.409972	50	0.00	0.000000	0	0.00	21-JAN-25
1FIOFX	1,309,757.31	49,146.615760	93	0.00	0.000000	0	0.00	21-JAN-25
1FIPFX	1,438,192.36	53,844.715836	103	0.00	0.000000	0	0.00	21-JAN-25
1FDEWX	1,241,133.04	56,517.897991	101	0.00	0.000000	0	0.00	21-JAN-25
1FDKLX	243,492.71	13,083.971519	46	0.00	0.000000	0	0.00	21-JAN-25
1FFIJX	55,265.69	3,669.700530	21	0.00	0.000000	0	0.00	21-JAN-25
1DGCXX	0.00	0.000000	0	(8,188,795.00)	(8,188,795.000000)	515	(8,188,795.00)	21-JAN-25
1BKMPX	3,602.26	276.671275	4	0.00	0.000000	0	0.00	22-JAN-25
1FXIFX	0.00	0.000000	0	(24,015.14)	(1,166.350681)	8	(23,980.18)	22-JAN-25
1FIHFX	12,007.57	502.829564	4	0.00	0.000000	0	0.00	22-JAN-25
1FIPFX	0.00	0.000000	0	(134,211.41)	(5,011.628138)	10	(133,860.59)	22-JAN-25
1RNWGX	1,200.77	15.197697	4	0.00	0.000000	0	0.00	22-JAN-25
1FXAIX	116,232.79	549.771969	7	0.00	0.000000	0	0.00	22-JAN-25
1JLGMX	17,978.62	205.094912	3	0.00	0.000000	0	0.00	22-JAN-25
1FIWDX	3,602.26	307.885470	4	0.00	0.000000	0	0.00	22-JAN-25
1GWAQ35	3,602.28	0.000000	4	0.00	0.000000	0	0.00	22-JAN-25
1FQIFX	0.00	0.000000	0	(87,414.64)	(4,610.476467)	3	(87,184.11)	23-JAN-25
1FIPFX	0.00	0.000000	0	(30,445.25)	(1,132.214577)	9	(30,241.45)	23-JAN-25
1FDEWX	0.00	0.000000	0	(16,470.72)	(745.281421)	3	(16,366.38)	23-JAN-25
1JMGMX	15,222.63	273.002690	3	0.00	0.000000	0	0.00	23-JAN-25
1FXAIX	7,611.31	35.809504	3	0.00	0.000000	0	0.00	23-JAN-25
1JLGMX	7,611.31	86.354777	3	0.00	0.000000	0	0.00	23-JAN-25
1FIPFX	0.00	0.000000	0	(80,245.50)	(3,009.958443)	3	(80,395.99)	27-JAN-25
1FXAIX	80,245.50	384.188729	3	0.00	0.000000	0	0.00	27-JAN-25
1FIHFX	24,941.80	1,042.281655	3	(85,636.17)	(3,578.611158)	6	(85,314.09)	28-JAN-25
1FIOFX	0.00	0.000000	0	(74,825.42)	(2,796.166667)	6	(74,517.85)	28-JAN-25
1FIPFX	0.00	0.000000	0	(123,643.89)	(4,610.137776)	6	(123,136.78)	28-JAN-25
1FDEWX	0.00	0.000000	0	(22,233.97)	(1,008.342896)	8	(22,143.20)	28-JAN-25
1FFIJX	0.00	0.000000	0	(2,250.04)	(148.812172)	12	(2,241.11)	28-JAN-25
1RNWGX	576.93	7.314949	3	0.00	0.000000	0	0.00	28-JAN-25
1MOSZX	17,127.23	1,975.459054	3	0.00	0.000000	0	0.00	28-JAN-25
1DSCGX	32,952.88	1,104.689238	5	0.00	0.000000	0	0.00	28-JAN-25
1FSMDX	24,726.31	702.252485	3	0.00	0.000000	0	0.00	28-JAN-25
1TRMIX	576.93	17.403620	3	0.00	0.000000	0	0.00	28-JAN-25
1FXAIX	154,214.34	731.567078	14	0.00	0.000000	0	0.00	28-JAN-25
1JLGMX	33,131.29	381.521074	5	0.00	0.000000	0	0.00	28-JAN-25
1RLBGX	20,341.78	577.727351	8	0.00	0.000000	0	0.00	28-JAN-25
1FIOFX	0.00	0.000000	0	(15,100.00)	(565.754964)	4	(15,077.37)	29-JAN-25
1FFIJX	0.00	0.000000	0	(2,164.00)	(143.501326)	2	(2,161.13)	29-JAN-25
1FBIFX	0.00	0.000000	0	(14,555.14)	(571.013731)	3	(14,429.52)	30-JAN-25
1FIOFX	0.00	0.000000	0	(14,102.38)	(524.447279)	4	(13,976.52)	30-JAN-25
3GWAQ35	(22,909.45)	0.000000	4	0.00	0.000000	0	0.00	31-JAN-25
4GWAQ35	22,963.63	0.000000	6	0.00	0.000000	0	0.00	31-JAN-25
1FIOFX	0.00	0.000000	0	(44,065.65)	(1,648.546716)	7	(43,933.77)	31-JAN-25
1DSCGX	0.00	0.000000	0	(28.01)	(0.937103)	9	(27.97)	31-JAN-25
1FSMDX	29.26	0.831249	9	0.00	0.000000	0	0.00	31-JAN-25
1FXAIX	6,345.05	30.233239	9	0.00	0.000000	0	0.00	31-JAN-25
1JLGMX	6,348.86	73.431183	9	0.00	0.000000	0	0.00	31-JAN-25
1RLBGX	0.00	0.000000	0	(12,422.64)	(351.318943)	9	(12,369.93)	31-JAN-25
1FIWDX	3.56	0.304794	4	0.00	0.000000	0	0.00	31-JAN-25
1DGCXX	18,123.03	18,123.030000	509	(18,123.02)	(18,123.030000)	518	(18,123.02)	31-JAN-25

TRANSACTIONS FOR REVIEW (5% REPORTABLE)

Executech 401(k) Plan

01-JAN-25 to 31-DEC-25

INVESTMENT OPTION	PURCHASE AMOUNT	PURCHASE UNITS/SHARES	PURCHASE COUNT	SALES AMOUNT	SALES UNITS/SHARES	SALES COUNT	COST OF SALES	TRANSACTION DATE
1GWAQ35	17,493.16	0.000000	495	0.00	0.000000	0	0.00	31-JAN-25
1FLIFX	907.69	62.772477	4	0.00	0.000000	0	0.00	03-FEB-25
1FQIFX	7,331.63	387.711793	26	0.00	0.000000	0	0.00	03-FEB-25
1FXIFX	7,103.76	345.850046	27	0.00	0.000000	0	0.00	03-FEB-25
1FIHFX	19,393.19	815.525232	83	0.00	0.000000	0	0.00	03-FEB-25
1FBIFX	12,702.11	504.652768	70	0.00	0.000000	0	0.00	03-FEB-25
1FIOFX	15,586.39	587.722093	99	(569.21)	(21.463423)	2	(569.21)	03-FEB-25
1FIPFX	14,069.19	529.314907	93	0.00	0.000000	0	0.00	03-FEB-25
1FDEWX	8,858.92	405.442561	77	(220,611.92)	(10,096.654371)	24	(221,722.51)	03-FEB-25
1FDKLX	7,186.71	388.051298	56	0.00	0.000000	0	0.00	03-FEB-25
1FFIJX	2,883.03	192.330220	34	0.00	0.000000	0	0.00	03-FEB-25
1RNWGX	31,407.97	400.560772	12	0.00	0.000000	0	0.00	03-FEB-25
1MOSZX	29,134.57	3,407.552047	10	0.00	0.000000	0	0.00	03-FEB-25
1FSSNX	22,475.84	801.277720	12	0.00	0.000000	0	0.00	03-FEB-25
1FSMDX	22,411.23	641.236910	10	0.00	0.000000	0	0.00	03-FEB-25
1JMGMX	316.36	5.780376	4	0.00	0.000000	0	0.00	03-FEB-25
1TRMIX	93.70	2.861068	2	0.00	0.000000	0	0.00	03-FEB-25
1FXAIX	71,754.89	344.495125	28	0.00	0.000000	0	0.00	03-FEB-25
1JLGMX	656.30	7.659004	12	0.00	0.000000	0	0.00	03-FEB-25
1RBFGX	17,928.96	1,606.537635	10	0.00	0.000000	0	0.00	03-FEB-25
1FIWDX	13,446.72	1,151.260275	10	0.00	0.000000	0	0.00	03-FEB-25
1FHRRX	17,951.61	10,317.017241	12	0.00	0.000000	0	0.00	03-FEB-25
1GWAQ35	0.00	0.000000	0	(490.77)	0.000000	24	(490.77)	03-FEB-25
1FIOFX	0.00	0.000000	0	(28,413.04)	(1,055.854033)	6	(28,138.51)	05-FEB-25
1FDEWX	0.00	0.000000	0	(35,045.95)	(1,580.782786)	3	(34,713.99)	05-FEB-25
1GWAQ35	0.00	0.000000	0	(139.14)	0.000000	6	(139.14)	05-FEB-25
1FQIFX	2,569.83	134.970062	13	0.00	0.000000	0	0.00	07-FEB-25
1FXIFX	3,059.19	147.786956	16	0.00	0.000000	0	0.00	07-FEB-25
1FIHFX	9,659.61	402.819435	40	0.00	0.000000	0	0.00	07-FEB-25
1FBIFX	5,943.27	233.894922	34	0.00	0.000000	0	0.00	07-FEB-25
1FIOFX	9,183.33	342.789470	60	0.00	0.000000	0	0.00	07-FEB-25
1FIPFX	10,532.50	392.271880	61	0.00	0.000000	0	0.00	07-FEB-25
1FDEWX	5,859.50	265.496151	47	0.00	0.000000	0	0.00	07-FEB-25
1FDKLX	3,724.27	199.052377	30	0.00	0.000000	0	0.00	07-FEB-25
1FFIJX	1,454.56	96.073977	17	0.00	0.000000	0	0.00	07-FEB-25
1RNWGX	32.31	0.404887	2	0.00	0.000000	0	0.00	07-FEB-25
1MOSZX	206.42	23.946636	2	0.00	0.000000	0	0.00	07-FEB-25
1DSCGX	187.28	6.293010	4	0.00	0.000000	0	0.00	07-FEB-25
1FSSNX	64.62	2.282586	2	0.00	0.000000	0	0.00	07-FEB-25
1FSMDX	103.37	2.935813	2	0.00	0.000000	0	0.00	07-FEB-25
1JMGMX	2,832.82	50.977505	5	0.00	0.000000	0	0.00	07-FEB-25
1TRMIX	93.70	2.865443	2	0.00	0.000000	0	0.00	07-FEB-25
1FXAIX	4,988.38	23.822254	18	0.00	0.000000	0	0.00	07-FEB-25
1JLGMX	574.00	6.666665	12	0.00	0.000000	0	0.00	07-FEB-25
1RLBGX	74.84	2.112931	2	0.00	0.000000	0	0.00	07-FEB-25
1FHRRX	22.60	12.914285	2	0.00	0.000000	0	0.00	07-FEB-25
1FIPFX	0.00	0.000000	0	(91,675.51)	(3,395.388993)	2	(90,690.84)	10-FEB-25
1FXAIX	91,876.30	435.783807	4	0.00	0.000000	0	0.00	10-FEB-25
1GWAQ35	0.00	0.000000	0	(200.79)	0.000000	2	(200.79)	10-FEB-25
1FIPFX	0.00	0.000000	0	(8,838.59)	(327.233994)	3	(8,740.42)	11-FEB-25
1FXAIX	8,857.88	41.998388	5	0.00	0.000000	0	0.00	11-FEB-25
1GWAQ35	0.00	0.000000	0	(19.29)	0.000000	2	(19.29)	11-FEB-25
1FDKLX	0.00	0.000000	0	(9,732.30)	(518.226688)	3	(9,639.17)	12-FEB-25

INVESTMENT OPTION	PURCHASE AMOUNT	PURCHASE UNITS/SHARES	PURCHASE COUNT	SALES AMOUNT	SALES UNITS/SHARES	SALES COUNT	COST OF SALES	TRANSACTION DATE
1JLGMX	9,750.67	112.802753	6	0.00	0.000000	0	0.00	12-FEB-25
1GWAQ35	0.00	0.000000	0	(18.37)	0.000000	3	(18.37)	12-FEB-25
1FQIFX	353.84	18.390852	2	0.00	0.000000	0	0.00	18-FEB-25
1FXIFX	999.44	47.728748	8	0.00	0.000000	0	0.00	18-FEB-25
1FIHFX	303.86	12.494244	2	0.00	0.000000	0	0.00	18-FEB-25
1FBIFX	205.38	7.938926	2	0.00	0.000000	0	0.00	18-FEB-25
1FIOFX	1,576.21	57.673251	15	(999.17)	(36.559459)	2	(973.36)	18-FEB-25
1FIPFX	1,624.21	59.299382	12	0.00	0.000000	0	0.00	18-FEB-25
1FDEWX	1,602.42	71.155416	14	0.00	0.000000	0	0.00	18-FEB-25
1FDKLX	743.10	38.946540	6	0.00	0.000000	0	0.00	18-FEB-25
1FFIJX	138.66	8.980570	2	0.00	0.000000	0	0.00	18-FEB-25
1RNWGX	25.84	0.318306	2	0.00	0.000000	0	0.00	18-FEB-25
1MOSZX	60.00	6.711410	2	0.00	0.000000	0	0.00	18-FEB-25
1DSCGX	121.60	4.064171	4	0.00	0.000000	0	0.00	18-FEB-25
1FSSNX	51.70	1.816584	2	0.00	0.000000	0	0.00	18-FEB-25
1FSMDX	45.99	1.294399	2	0.00	0.000000	0	0.00	18-FEB-25
1JMGMX	160.46	2.871510	2	0.00	0.000000	0	0.00	18-FEB-25
1TRMIX	74.96	2.259874	2	0.00	0.000000	0	0.00	18-FEB-25
1FXAIX	1,517.15	7.118090	14	0.00	0.000000	0	0.00	18-FEB-25
1JLGMX	177.31	2.028021	6	0.00	0.000000	0	0.00	18-FEB-25
1RLBGX	67.42	1.887458	2	0.00	0.000000	0	0.00	18-FEB-25
1FHRRX	18.08	10.331428	2	0.00	0.000000	0	0.00	18-FEB-25
1GWAQ35	0.00	0.000000	0	(0.83)	0.000000	2	(0.83)	18-FEB-25
1BKCPX	32.82	2.930357	1	0.00	0.000000	0	0.00	24-FEB-25
1FQIFX	1,649.63	86.368063	6	0.00	0.000000	0	0.00	24-FEB-25
1FXIFX	2,858.12	137.740721	16	0.00	0.000000	0	0.00	24-FEB-25
1FIHFX	7,064.19	293.973783	43	0.00	0.000000	0	0.00	24-FEB-25
1FBIFX	4,885.54	191.966208	34	0.00	0.000000	0	0.00	24-FEB-25
1FIOFX	8,626.15	321.511366	63	(60,216.75)	(2,244.381247)	7	(59,812.75)	24-FEB-25
1FIPFX	9,611.94	357.454076	61	0.00	0.000000	0	0.00	24-FEB-25
1FDEWX	5,564.89	251.804976	45	0.00	0.000000	0	0.00	24-FEB-25
1FDKLX	3,836.78	204.846769	30	0.00	0.000000	0	0.00	24-FEB-25
1FFIJX	1,432.18	94.470974	17	0.00	0.000000	0	0.00	24-FEB-25
1RNWGX	273.45	3.424546	4	0.00	0.000000	0	0.00	24-FEB-25
1MOSZX	299.07	33.831448	4	0.00	0.000000	0	0.00	24-FEB-25
1DSCGX	187.51	6.593179	4	0.00	0.000000	0	0.00	24-FEB-25
1FSSNX	236.86	8.749909	4	0.00	0.000000	0	0.00	24-FEB-25
1FSMDX	275.67	8.044061	4	0.00	0.000000	0	0.00	24-FEB-25
1JMGMX	487.67	9.399961	5	0.00	0.000000	0	0.00	24-FEB-25
1TRMIX	93.70	2.891083	2	0.00	0.000000	0	0.00	24-FEB-25
1FXAIX	3,823.21	18.371985	25	0.00	0.000000	0	0.00	24-FEB-25
1JLGMX	669.36	7.943040	13	0.00	0.000000	0	0.00	24-FEB-25
1RLBGX	75.00	2.127659	2	0.00	0.000000	0	0.00	24-FEB-25
1RBFGX	137.79	12.237123	2	0.00	0.000000	0	0.00	24-FEB-25
1FIWDX	103.34	8.840034	2	0.00	0.000000	0	0.00	24-FEB-25
1FHRRX	160.40	91.657143	4	0.00	0.000000	0	0.00	24-FEB-25
1GWAQ35	0.00	0.000000	0	(165.89)	0.000000	3	(165.89)	24-FEB-25
1FHRRX	98.06	56.356322	5	0.00	0.000000	0	0.00	25-FEB-25
1FIHFX	1,299.78	53.865727	1	0.00	0.000000	0	0.00	26-FEB-25
1RBFGX	58.38	5.139084	3	0.00	0.000000	0	0.00	28-FEB-25
1FIWDX	47.07	4.005957	7	0.00	0.000000	0	0.00	28-FEB-25
1FQIFX	0.00	0.000000	0	(14,028.26)	(739.107392)	6	(13,980.11)	04-MAR-25
1GWAQ35	0.00	0.000000	0	(27.42)	0.000000	3	(27.42)	04-MAR-25

INVESTMENT OPTION	PURCHASE AMOUNT	PURCHASE UNITS/SHARES	PURCHASE COUNT	SALES AMOUNT	SALES UNITS/SHARES	SALES COUNT	COST OF SALES	TRANSACTION DATE
1FIHFX	1,411.82	59.470093	1	0.00	0.000000	0	0.00	06-MAR-25
1FBIFX	1,946.12	77.689422	2	0.00	0.000000	0	0.00	06-MAR-25
1FIOFX	152.33	5.778831	2	0.00	0.000000	0	0.00	06-MAR-25
1FDEWX	13.68	0.629834	1	0.00	0.000000	0	0.00	06-MAR-25
1FIHFX	0.00	0.000000	0	(29,936.10)	(1,276.592750)	3	(30,440.71)	10-MAR-25
1RLBGX	31.76	0.931105	5	0.00	0.000000	0	0.00	10-MAR-25
1GWAQ35	0.00	0.000000	0	(63.90)	0.000000	3	(63.90)	10-MAR-25
1BKMPX	42,672.37	3,346.852549	11	0.00	0.000000	0	0.00	11-MAR-25
1FDEWX	0.00	0.000000	0	(37,159.97)	(1,747.882059)	3	(38,383.49)	11-MAR-25
1JMGMX	0.00	0.000000	0	(2,591.21)	(55.486246)	3	(3,064.02)	11-MAR-25
1FXAIX	0.00	0.000000	0	(2,836.70)	(14.627421)	3	(3,064.02)	11-MAR-25
1GWAQ35	0.00	0.000000	0	(84.49)	0.000000	2	(84.49)	11-MAR-25
1FBIFX	0.00	0.000000	0	(80,228.50)	(3,253.386063)	8	(82,215.05)	12-MAR-25
1GWAQ35	0.00	0.000000	0	(178.46)	0.000000	3	(178.46)	12-MAR-25
1FIOFX	0.00	0.000000	0	(976.21)	(38.044107)	2	(1,014.13)	13-MAR-25
1GWAQ35	0.00	0.000000	0	(1.13)	0.000000	2	(1.13)	13-MAR-25
1BKCPX	32.69	2.945045	1	0.00	0.000000	0	0.00	14-MAR-25
1BKAPX	9,869.99	593.505111	3	0.00	0.000000	0	0.00	14-MAR-25
1FQIFX	1,646.08	87.464399	6	0.00	0.000000	0	0.00	14-MAR-25
1FXIFX	3,410.53	167.100929	16	(53,161.29)	(2,604.668790)	15	(53,553.51)	14-MAR-25
1FIHFX	6,919.11	293.680392	42	0.00	0.000000	0	0.00	14-MAR-25
1FBIFX	4,423.44	178.077293	31	0.00	0.000000	0	0.00	14-MAR-25
1FIOFX	8,375.07	320.515504	59	0.00	0.000000	0	0.00	14-MAR-25
1FIPFX	17,355.47	662.675448	64	0.00	0.000000	0	0.00	14-MAR-25
1FDEWX	5,473.59	254.230841	45	(5,954.02)	(276.545286)	3	(6,070.39)	14-MAR-25
1FDKLX	3,697.50	202.713817	30	0.00	0.000000	0	0.00	14-MAR-25
1FFIJX	1,452.09	98.380080	17	0.00	0.000000	0	0.00	14-MAR-25
1RNWGX	272.74	3.424661	4	0.00	0.000000	0	0.00	14-MAR-25
1MOSZX	298.25	32.919426	4	0.00	0.000000	0	0.00	14-MAR-25
1DSCGX	187.42	7.006356	4	0.00	0.000000	0	0.00	14-MAR-25
1FSSNX	236.35	9.290488	4	0.00	0.000000	0	0.00	14-MAR-25
1FSMDX	275.23	8.484278	4	0.00	0.000000	0	0.00	14-MAR-25
1JMGMX	506.16	10.629147	5	0.00	0.000000	0	0.00	14-MAR-25
1TRMIX	93.70	3.034327	2	0.00	0.000000	0	0.00	14-MAR-25
1FXAIX	3,848.24	19.602875	25	0.00	0.000000	0	0.00	14-MAR-25
1JLGMX	15,154.03	192.897531	16	0.00	0.000000	0	0.00	14-MAR-25
1TRPIX	10,527.98	230.019227	3	0.00	0.000000	0	0.00	14-MAR-25
1RLBGX	74.84	2.184471	2	0.00	0.000000	0	0.00	14-MAR-25
1RBFGX	137.38	12.179078	2	0.00	0.000000	0	0.00	14-MAR-25
1FIWDX	103.04	8.890423	2	0.00	0.000000	0	0.00	14-MAR-25
1FHRRX	159.98	92.473988	4	0.00	0.000000	0	0.00	14-MAR-25
1GWAQ35	10,391.37	0.000000	3	(11.98)	0.000000	3	(11.98)	14-MAR-25
1FDEWX	0.00	0.000000	0	(2,141.37)	(99.137534)	2	(2,175.03)	18-MAR-25
1GWAQ35	0.00	0.000000	0	(2.55)	0.000000	2	(2.55)	18-MAR-25
1FIPFX	0.00	0.000000	0	(4,989.19)	(189.199469)	1	(5,052.97)	20-MAR-25
1GWAQ35	0.00	0.000000	0	(10.81)	0.000000	1	(10.81)	20-MAR-25
1FIOFX	0.00	0.000000	0	(749.79)	(28.563429)	2	(756.89)	21-MAR-25
1GWAQ35	0.00	0.000000	0	(0.21)	0.000000	2	(0.21)	21-MAR-25
1BKCPX	32.69	2.929211	1	0.00	0.000000	0	0.00	24-MAR-25
1BKAPX	82.22	4.867969	3	0.00	0.000000	0	0.00	24-MAR-25
1FQIFX	3,069.16	161.619799	8	0.00	0.000000	0	0.00	24-MAR-25
1FXIFX	2,406.59	116.768074	16	0.00	0.000000	0	0.00	24-MAR-25
1FIHFX	6,960.94	292.108269	42	(4,991.33)	(209.455728)	2	(4,992.65)	24-MAR-25

INVESTMENT OPTION	PURCHASE AMOUNT	PURCHASE UNITS/SHARES	PURCHASE COUNT	SALES AMOUNT	SALES UNITS/SHARES	SALES COUNT	COST OF SALES	TRANSACTION DATE
1FBIFX	6,144.62	244.027802	34	0.00	0.000000	0	0.00	24-MAR-25
1FIOFX	8,333.46	314.351565	57	0.00	0.000000	0	0.00	24-MAR-25
1FIPFX	9,962.72	374.961237	63	0.00	0.000000	0	0.00	24-MAR-25
1FDEWX	5,627.91	257.688183	48	0.00	0.000000	0	0.00	24-MAR-25
1FDKLX	4,007.69	216.514857	35	0.00	0.000000	0	0.00	24-MAR-25
1FFIJX	1,544.30	103.090789	19	0.00	0.000000	0	0.00	24-MAR-25
1RNWGX	272.74	3.380096	4	0.00	0.000000	0	0.00	24-MAR-25
1MOSZX	298.25	33.138888	4	0.00	0.000000	0	0.00	24-MAR-25
1DSCGX	203.19	7.353964	4	0.00	0.000000	0	0.00	24-MAR-25
1FSSNX	236.35	9.000381	4	0.00	0.000000	0	0.00	24-MAR-25
1FSMDX	289.16	8.623918	4	0.00	0.000000	0	0.00	24-MAR-25
1JMGMX	501.50	10.048085	5	0.00	0.000000	0	0.00	24-MAR-25
1TRMIX	93.70	2.956768	2	0.00	0.000000	0	0.00	24-MAR-25
1FXAIX	3,247.88	16.171478	23	0.00	0.000000	0	0.00	24-MAR-25
1JLGMX	817.72	10.135351	16	0.00	0.000000	0	0.00	24-MAR-25
1RLBGX	164.18	4.730048	5	0.00	0.000000	0	0.00	24-MAR-25
1RBFGX	137.38	12.179078	2	0.00	0.000000	0	0.00	24-MAR-25
1FIWDX	103.04	8.859845	2	0.00	0.000000	0	0.00	24-MAR-25
1FHRRX	159.98	91.942528	4	0.00	0.000000	0	0.00	24-MAR-25
1GWAQ35	0.00	0.000000	0	(8.67)	0.000000	2	(8.67)	24-MAR-25
1FHRRX	98.20	56.763006	5	0.00	0.000000	0	0.00	26-MAR-25
1DSCGX	55.38	2.079609	5	0.00	0.000000	0	0.00	28-MAR-25
1FIHFX	952.74	40.628571	1	0.00	0.000000	0	0.00	31-MAR-25
1FBIFX	768.54	31.178094	2	0.00	0.000000	0	0.00	31-MAR-25
1FIPFX	0.00	0.000000	0	(5,417.67)	(208.853752)	1	(5,557.22)	31-MAR-25
1FDEWX	13.68	0.641350	1	0.00	0.000000	0	0.00	31-MAR-25
1FXAIX	5,417.67	27.717538	1	0.00	0.000000	0	0.00	31-MAR-25
1RBFGX	71.36	6.298323	3	0.00	0.000000	0	0.00	31-MAR-25
1FIWDX	59.13	5.106217	7	0.00	0.000000	0	0.00	31-MAR-25
1FXAIX	1,583.27	8.986661	38	0.00	0.000000	0	0.00	04-APR-25
1BKCPX	0.00	0.000000	0	(0.03)	(0.002778)	1	(0.03)	07-APR-25
1BKMPX	0.00	0.000000	0	(57.72)	(4.731147)	11	(60.46)	07-APR-25
1BKAPX	0.00	0.000000	0	(13.99)	(0.922214)	3	(15.35)	07-APR-25
1FLIFX	0.00	0.000000	0	(11.29)	(0.807582)	2	(11.66)	07-APR-25
1FQIFX	0.00	0.000000	0	(1,015.66)	(57.027511)	24	(1,078.44)	07-APR-25
1FXIFX	0.00	0.000000	0	(761.01)	(39.697964)	30	(816.23)	07-APR-25
1FIHFX	0.00	0.000000	0	(1,797.66)	(82.122430)	65	(1,957.89)	07-APR-25
1FBIFX	0.00	0.000000	0	(1,140.02)	(50.287602)	57	(1,270.59)	07-APR-25
1FIOFX	0.00	0.000000	0	(112,883.39)	(4,781.168250)	95	(127,415.49)	07-APR-25
1FIPFX	0.00	0.000000	0	(1,298.93)	(54.876632)	108	(1,465.36)	07-APR-25
1FDEWX	0.00	0.000000	0	(1,191.80)	(61.243577)	96	(1,344.82)	07-APR-25
1FDKLX	0.00	0.000000	0	(307.95)	(18.674957)	51	(347.47)	07-APR-25
1FFIJX	0.00	0.000000	0	(82.79)	(6.206146)	23	(93.45)	07-APR-25
1RNWGX	0.00	0.000000	0	(42.95)	(0.603740)	16	(47.40)	07-APR-25
1MOSZX	0.00	0.000000	0	(61.04)	(7.716813)	6	(66.37)	07-APR-25
1DSCGX	0.00	0.000000	0	(39.90)	(1.647399)	5	(49.07)	07-APR-25
1FSSNX	0.00	0.000000	0	(25.90)	(1.148559)	5	(32.15)	07-APR-25
1FSMDX	0.00	0.000000	0	(57.29)	(1.956626)	6	(68.60)	07-APR-25
1JMGMX	0.00	0.000000	0	(18.61)	(0.437985)	5	(24.19)	07-APR-25
1TRMIX	0.00	0.000000	0	(1.13)	(0.041514)	5	(1.36)	07-APR-25
1FXAIX	108,367.52	616.530238	8	(817.03)	(4.648292)	42	(946.07)	07-APR-25
1JLGMX	0.00	0.000000	0	(110.55)	(1.573216)	20	(134.35)	07-APR-25
1TRPIX	0.00	0.000000	0	(14.92)	(0.354057)	3	(16.21)	07-APR-25

TRANSACTIONS FOR REVIEW (5% REPORTABLE)

Executech 401(k) Plan

01-JAN-25 to 31-DEC-25

08-JAN-26 15:03:33

INVESTMENT OPTION	PURCHASE AMOUNT	PURCHASE UNITS/SHARES	PURCHASE COUNT	SALES AMOUNT	SALES UNITS/SHARES	SALES COUNT	COST OF SALES	TRANSACTION DATE
1RLBGX	0.00	0.000000	0	(10.62)	(0.330429)	8	(11.62)	07-APR-25
1RBFGX	0.00	0.000000	0	(25.77)	(2.282550)	3	(25.48)	07-APR-25
1FIWDX	0.00	0.000000	0	(25.26)	(2.217734)	11	(25.90)	07-APR-25
1FHRRX	0.00	0.000000	0	(24.73)	(14.808382)	5	(25.75)	07-APR-25
1GWAQ35	0.00	0.000000	0	(276.05)	0.000000	51	(276.05)	07-APR-25
1FXIFX	0.00	0.000000	0	(10,226.85)	(525.531860)	2	(10,807.19)	10-APR-25
1GWAQ35	0.00	0.000000	0	(23.15)	0.000000	2	(23.15)	10-APR-25
1BKCPX	32.69	2.993590	1	0.00	0.000000	0	0.00	15-APR-25
1BKAPX	82.22	5.125935	3	0.00	0.000000	0	0.00	15-APR-25
1FQIFX	3,069.16	167.074578	8	0.00	0.000000	0	0.00	15-APR-25
1FXIFX	1,895.05	95.324445	15	0.00	0.000000	0	0.00	15-APR-25
1FIHFX	6,905.42	301.942282	40	0.00	0.000000	0	0.00	15-APR-25
1FBIFX	5,016.39	209.365192	36	0.00	0.000000	0	0.00	15-APR-25
1FIOFX	8,107.90	322.895261	56	0.00	0.000000	0	0.00	15-APR-25
1FIPFX	8,938.56	355.127531	59	0.00	0.000000	0	0.00	15-APR-25
1FDEWX	5,616.53	271.461093	46	0.00	0.000000	0	0.00	15-APR-25
1FDKLX	3,678.87	209.741736	32	0.00	0.000000	0	0.00	15-APR-25
1FFIJX	1,549.64	109.206484	18	0.00	0.000000	0	0.00	15-APR-25
1RNWGX	272.74	3.575511	4	0.00	0.000000	0	0.00	15-APR-25
1MOSZX	298.25	34.599768	4	0.00	0.000000	0	0.00	15-APR-25
1DSCGX	190.57	7.485075	4	0.00	0.000000	0	0.00	15-APR-25
1FSSNX	236.35	10.070302	4	0.00	0.000000	0	0.00	15-APR-25
1FSMDX	275.24	8.890181	4	0.00	0.000000	0	0.00	15-APR-25
1JMGMX	505.91	11.101820	5	0.00	0.000000	0	0.00	15-APR-25
1TRMIX	93.70	3.322695	2	0.00	0.000000	0	0.00	15-APR-25
1FXAIX	4,785.48	25.530727	26	0.00	0.000000	0	0.00	15-APR-25
1JLGMX	799.38	10.614527	16	0.00	0.000000	0	0.00	15-APR-25
1RLBGX	165.34	4.953266	5	0.00	0.000000	0	0.00	15-APR-25
1RBFGX	137.38	12.266072	2	0.00	0.000000	0	0.00	15-APR-25
1FIWDX	103.04	8.991274	2	0.00	0.000000	0	0.00	15-APR-25
1FHRRX	159.98	94.662722	4	0.00	0.000000	0	0.00	15-APR-25
1FQIFX	0.00	0.000000	0	(32,786.62)	(1,790.640370)	5	(33,869.79)	17-APR-25
1GWAQ35	0.00	0.000000	0	(73.62)	0.000000	3	(73.62)	17-APR-25
1FHRRX	105.93	61.947368	5	0.00	0.000000	0	0.00	25-APR-25
1FDEWX	0.00	0.000000	0	(45,695.33)	(2,138.293355)	6	(46,956.93)	28-APR-25
1GWAQ35	0.00	0.000000	0	(104.43)	0.000000	3	(104.43)	28-APR-25
1RBFGX	70.82	6.245150	3	0.00	0.000000	0	0.00	30-APR-25
1FIWDX	57.55	4.965488	7	0.00	0.000000	0	0.00	30-APR-25
1FDEWX	0.00	0.000000	0	(44,143.55)	(2,050.327448)	15	(45,015.98)	01-MAY-25
1FSSNX	10,221.65	415.008119	9	0.00	0.000000	0	0.00	01-MAY-25
1FSMDX	27,257.72	843.892261	9	0.00	0.000000	0	0.00	01-MAY-25
1RLBGX	6,814.42	199.426983	9	0.00	0.000000	0	0.00	01-MAY-25
1GWAQ35	0.00	0.000000	0	(150.24)	0.000000	12	(150.24)	01-MAY-25
1RNWGX	0.00	0.000000	0	(1,651.74)	(20.274211)	9	(1,590.07)	02-MAY-25
1MOSZX	0.00	0.000000	0	(2,720.81)	(294.778982)	9	(2,522.94)	02-MAY-25
1FSSNX	2,004.32	79.568082	15	0.00	0.000000	0	0.00	02-MAY-25
1FSMDX	977.68	29.653623	15	0.00	0.000000	0	0.00	02-MAY-25
1FXAIX	2,460.36	12.453106	15	0.00	0.000000	0	0.00	02-MAY-25
1RBFGX	0.00	0.000000	0	(554.68)	(49.348754)	9	(550.94)	02-MAY-25
1FIWDX	0.00	0.000000	0	(195.89)	(16.901639)	9	(197.37)	02-MAY-25
1FHRRX	0.00	0.000000	0	(319.24)	(185.604652)	9	(322.85)	02-MAY-25
1FIOFX	0.00	0.000000	0	(4,293.82)	(163.015186)	2	(4,317.59)	07-MAY-25
1GWAQ35	0.00	0.000000	0	(6.18)	0.000000	2	(6.18)	07-MAY-25

INVESTMENT OPTION	PURCHASE AMOUNT	PURCHASE UNITS/SHARES	PURCHASE COUNT	SALES AMOUNT	SALES UNITS/SHARES	SALES COUNT	COST OF SALES	TRANSACTION DATE
1FLIFX	74.68	5.164592	4	0.00	0.000000	0	0.00	09-MAY-25
1FQIFX	6,986.39	371.418925	28	0.00	0.000000	0	0.00	09-MAY-25
1FXIFX	2,995.22	146.179603	54	0.00	0.000000	0	0.00	09-MAY-25
1FIHFX	6,339.49	267.601943	104	0.00	0.000000	0	0.00	09-MAY-25
1FBIFX	2,801.82	111.849101	90	0.00	0.000000	0	0.00	09-MAY-25
1FIOFX	1,163.11	44.023863	237	0.00	0.000000	0	0.00	09-MAY-25
1FIPFX	888.58	33.543985	194	0.00	0.000000	0	0.00	09-MAY-25
1FDEWX	731.30	33.576684	170	0.00	0.000000	0	0.00	09-MAY-25
1FDKLX	196.05	10.620260	104	0.00	0.000000	0	0.00	09-MAY-25
1FFIJX	32.59	2.181392	21	0.00	0.000000	0	0.00	09-MAY-25
1BKCPX	32.69	2.918750	1	0.00	0.000000	0	0.00	13-MAY-25
1BKGPX	504.64	32.620556	4	0.00	0.000000	0	0.00	13-MAY-25
1BKAPX	272.65	15.741917	3	0.00	0.000000	0	0.00	13-MAY-25
1FQIFX	3,069.16	161.110762	8	0.00	0.000000	0	0.00	13-MAY-25
1FXIFX	2,213.18	106.351756	15	0.00	0.000000	0	0.00	13-MAY-25
1FIHFX	17,837.21	739.213014	45	0.00	0.000000	0	0.00	13-MAY-25
1FBIFX	4,102.53	160.005067	32	0.00	0.000000	0	0.00	13-MAY-25
1FIOFX	9,299.66	343.034304	56	0.00	0.000000	0	0.00	13-MAY-25
1FIPFX	8,446.77	310.771523	53	0.00	0.000000	0	0.00	13-MAY-25
1FDEWX	5,606.84	250.977619	47	0.00	0.000000	0	0.00	13-MAY-25
1FDKLX	5,279.00	278.722282	34	0.00	0.000000	0	0.00	13-MAY-25
1FFIJX	1,694.69	110.547295	20	0.00	0.000000	0	0.00	13-MAY-25
1RNWGX	272.74	3.256208	4	0.00	0.000000	0	0.00	13-MAY-25
1MOSZX	298.25	31.932548	4	0.00	0.000000	0	0.00	13-MAY-25
1DSCGX	188.69	6.658081	4	0.00	0.000000	0	0.00	13-MAY-25
1FSSNX	277.26	10.574371	6	0.00	0.000000	0	0.00	13-MAY-25
1FSMDX	384.31	11.171803	6	0.00	0.000000	0	0.00	13-MAY-25
1JMGMX	551.44	10.529692	7	0.00	0.000000	0	0.00	13-MAY-25
1TRMIX	93.70	3.046164	2	0.00	0.000000	0	0.00	13-MAY-25
1FXAIX	4,831.79	23.616939	28	0.00	0.000000	0	0.00	13-MAY-25
1JLGMX	1,131.17	13.590892	18	0.00	0.000000	0	0.00	13-MAY-25
1TRPIX	60.58	1.308989	2	0.00	0.000000	0	0.00	13-MAY-25
1RLBGX	394.11	11.250641	7	0.00	0.000000	0	0.00	13-MAY-25
1RBFGX	137.38	12.310036	2	0.00	0.000000	0	0.00	13-MAY-25
1FIWDX	103.04	8.844636	2	0.00	0.000000	0	0.00	13-MAY-25
1FHRRX	159.98	91.942528	4	0.00	0.000000	0	0.00	13-MAY-25
1FIOFX	0.00	0.000000	0	(531.09)	(19.368709)	2	(507.60)	19-MAY-25
1BKCPX	66.18	5.935426	2	0.00	0.000000	0	0.00	21-MAY-25
1BKGPX	980.17	63.523654	9	0.00	0.000000	0	0.00	21-MAY-25
1BKAPX	168.75	9.771280	6	0.00	0.000000	0	0.00	21-MAY-25
1FQIFX	6,170.01	324.908372	16	0.00	0.000000	0	0.00	21-MAY-25
1FXIFX	4,114.02	198.361621	32	0.00	0.000000	0	0.00	21-MAY-25
1FIHFX	14,611.24	607.031162	88	0.00	0.000000	0	0.00	21-MAY-25
1FBIFX	8,495.78	331.996092	65	0.00	0.000000	0	0.00	21-MAY-25
1FIOFX	16,438.25	607.474130	113	0.00	0.000000	0	0.00	21-MAY-25
1FIPFX	16,599.37	611.845555	108	0.00	0.000000	0	0.00	21-MAY-25
1FDEWX	10,858.19	486.914349	95	0.00	0.000000	0	0.00	21-MAY-25
1FDKLX	8,199.85	433.854500	69	0.00	0.000000	0	0.00	21-MAY-25
1FFIJX	3,367.67	220.109150	41	0.00	0.000000	0	0.00	21-MAY-25
1RNWGX	546.29	6.493403	8	0.00	0.000000	0	0.00	21-MAY-25
1MOSZX	596.50	63.054970	8	0.00	0.000000	0	0.00	21-MAY-25
1DSCGX	379.92	13.685880	8	0.00	0.000000	0	0.00	21-MAY-25
1FSSNX	556.69	21.796791	12	0.00	0.000000	0	0.00	21-MAY-25

TRANSACTIONS FOR REVIEW (5% REPORTABLE)

Executech 401(k) Plan

01-JAN-25 to 31-DEC-25

INVESTMENT OPTION	PURCHASE AMOUNT	PURCHASE UNITS/SHARES	PURCHASE COUNT	SALES AMOUNT	SALES UNITS/SHARES	SALES COUNT	COST OF SALES	TRANSACTION DATE
1FSMDX	772.70	22.854185	12	0.00	0.000000	0	0.00	21-MAY-25
1JMGMX	1,083.52	21.047396	15	0.00	0.000000	0	0.00	21-MAY-25
1TRMIX	189.73	6.280370	4	0.00	0.000000	0	0.00	21-MAY-25
1FXAIX	9,689.53	47.670619	57	0.00	0.000000	0	0.00	21-MAY-25
1JLGMX	1,748.64	21.116290	37	0.00	0.000000	0	0.00	21-MAY-25
1TRPIX	129.24	2.803472	5	0.00	0.000000	0	0.00	21-MAY-25
1RLBGX	386.89	11.082500	14	0.00	0.000000	0	0.00	21-MAY-25
1RBFGX	274.76	24.753152	4	0.00	0.000000	0	0.00	21-MAY-25
1FIWDX	206.08	17.780846	4	0.00	0.000000	0	0.00	21-MAY-25
1FHRRX	320.54	185.283236	8	0.00	0.000000	0	0.00	21-MAY-25
1FHRRX	105.25	61.191861	5	0.00	0.000000	0	0.00	23-MAY-25
1BKMPX	144.23	10.943096	1	0.00	0.000000	0	0.00	29-MAY-25
1BKGPX	484.72	31.091726	4	0.00	0.000000	0	0.00	29-MAY-25
1BKAPX	90.86	5.206877	3	0.00	0.000000	0	0.00	29-MAY-25
1FQIFX	3,132.52	163.322211	8	0.00	0.000000	0	0.00	29-MAY-25
1FXIFX	2,213.96	105.678281	17	0.00	0.000000	0	0.00	29-MAY-25
1FIHFX	8,491.14	349.285891	41	0.00	0.000000	0	0.00	29-MAY-25
1FBIFX	4,238.88	164.043346	32	0.00	0.000000	0	0.00	29-MAY-25
1FIOFX	8,242.94	301.497443	56	0.00	0.000000	0	0.00	29-MAY-25
1FIPFX	8,772.64	320.052537	53	(78,698.37)	(2,871.155232)	2	(76,688.01)	29-MAY-25
1FDEWX	5,384.75	239.003548	45	0.00	0.000000	0	0.00	29-MAY-25
1FDKLX	4,336.10	227.020943	34	0.00	0.000000	0	0.00	29-MAY-25
1FFIJX	1,783.13	115.412945	20	0.00	0.000000	0	0.00	29-MAY-25
1RNWGX	274.35	3.232591	4	0.00	0.000000	0	0.00	29-MAY-25
1MOSZX	298.25	31.295908	4	0.00	0.000000	0	0.00	29-MAY-25
1DSCGX	211.69	7.573881	4	0.00	0.000000	0	0.00	29-MAY-25
1FSSNX	283.36	10.940540	6	0.00	0.000000	0	0.00	29-MAY-25
1FSMDX	411.10	12.069876	6	0.00	0.000000	0	0.00	29-MAY-25
1JMGMX	512.48	9.827038	8	0.00	0.000000	0	0.00	29-MAY-25
1TRMIX	98.38	3.205605	2	0.00	0.000000	0	0.00	29-MAY-25
1FXAIX	3,977.01	19.338730	28	0.00	0.000000	0	0.00	29-MAY-25
1JLGMX	977.11	11.640579	19	0.00	0.000000	0	0.00	29-MAY-25
1TRPIX	70.00	1.514823	3	0.00	0.000000	0	0.00	29-MAY-25
1RLBGX	205.54	5.806216	7	0.00	0.000000	0	0.00	29-MAY-25
1RBFGX	137.38	12.266072	2	0.00	0.000000	0	0.00	29-MAY-25
1FIWDX	103.04	8.837050	2	0.00	0.000000	0	0.00	29-MAY-25
1FHRRX	161.13	93.138727	4	0.00	0.000000	0	0.00	29-MAY-25
1GWAQ35	0.00	0.000000	0	(170.60)	0.000000	2	(170.60)	29-MAY-25
1RBFGX	71.50	6.378234	3	0.00	0.000000	0	0.00	30-MAY-25
1FIWDX	60.86	5.219554	7	0.00	0.000000	0	0.00	30-MAY-25
1BKGPX	0.00	0.000000	0	(55.55)	(3.551790)	1	(54.98)	02-JUN-25
1FIPFX	0.00	0.000000	0	(942.53)	(34.236469)	1	(913.44)	02-JUN-25
1JLGMX	258,304.84	3,054.692999	2	0.00	0.000000	0	0.00	02-JUN-25
1GWAQ35	0.00	0.000000	0	(1.92)	0.000000	1	(1.92)	02-JUN-25
1JLGMX	0.00	0.000000	0	(12,000.00)	(140.301649)	1	(11,863.91)	09-JUN-25
1RLBGX	156.56	4.401464	26	0.00	0.000000	0	0.00	09-JUN-25
1FQIFX	0.00	0.000000	0	(1,867.18)	(96.295971)	1	(1,820.87)	10-JUN-25
1GWAQ35	0.00	0.000000	0	(4.02)	0.000000	1	(4.02)	10-JUN-25
1BKMPX	259.61	19.402840	2	0.00	0.000000	0	0.00	12-JUN-25
1BKGPX	479.72	30.209067	4	0.00	0.000000	0	0.00	12-JUN-25
1BKAPX	90.86	5.098766	3	0.00	0.000000	0	0.00	12-JUN-25
1FQIFX	3,132.52	160.724473	8	0.00	0.000000	0	0.00	12-JUN-25
1FXIFX	2,213.96	103.844278	17	0.00	0.000000	0	0.00	12-JUN-25

INVESTMENT OPTION	PURCHASE AMOUNT	PURCHASE UNITS/SHARES	PURCHASE COUNT	SALES AMOUNT	SALES UNITS/SHARES	SALES COUNT	COST OF SALES	TRANSACTION DATE
1FIHFX	7,245.30	292.384988	41	0.00	0.000000	0	0.00	12-JUN-25
1FBIFX	4,193.95	158.801593	32	0.00	0.000000	0	0.00	12-JUN-25
1FIOFX	8,244.97	294.779050	56	0.00	0.000000	0	0.00	12-JUN-25
1FIPFX	8,580.10	305.885919	53	0.00	0.000000	0	0.00	12-JUN-25
1FDEWX	5,516.98	239.348371	46	0.00	0.000000	0	0.00	12-JUN-25
1FDKLX	3,913.53	200.283008	34	0.00	0.000000	0	0.00	12-JUN-25
1FFIJX	1,929.31	122.030995	21	0.00	0.000000	0	0.00	12-JUN-25
1RNWGX	274.35	3.148381	4	0.00	0.000000	0	0.00	12-JUN-25
1MOSZX	298.25	30.652620	4	0.00	0.000000	0	0.00	12-JUN-25
1DSCGX	202.28	7.142655	4	0.00	0.000000	0	0.00	12-JUN-25
1FSSNX	283.90	10.621027	6	0.00	0.000000	0	0.00	12-JUN-25
1FSMDX	404.09	11.648602	6	0.00	0.000000	0	0.00	12-JUN-25
1JMGMX	506.55	9.461151	8	0.00	0.000000	0	0.00	12-JUN-25
1TRMIX	98.38	3.171502	2	0.00	0.000000	0	0.00	12-JUN-25
1FXAIX	5,203.11	24.728433	34	0.00	0.000000	0	0.00	12-JUN-25
1JLGMX	1,009.66	11.742962	20	0.00	0.000000	0	0.00	12-JUN-25
1TRPIX	70.00	1.493493	3	0.00	0.000000	0	0.00	12-JUN-25
1RLBGX	205.08	5.703003	7	0.00	0.000000	0	0.00	12-JUN-25
1RBFGX	137.38	12.189885	2	0.00	0.000000	0	0.00	12-JUN-25
1FIWDX	103.04	8.769361	2	0.00	0.000000	0	0.00	12-JUN-25
1FHRRX	161.13	92.603448	4	0.00	0.000000	0	0.00	12-JUN-25
1FBIFX	2,460.26	94.190659	2	0.00	0.000000	0	0.00	13-JUN-25
1BKMPX	0.00	0.000000	0	(27,304.00)	(2,057.573474)	6	(26,234.06)	20-JUN-25
1JMGMX	22,148.12	414.215822	5	0.00	0.000000	0	0.00	20-JUN-25
1FXAIX	0.00	0.000000	0	(2,152.26)	(10.356856)	4	(2,079.18)	20-JUN-25
1JLGMX	7,308.14	86.333609	5	0.00	0.000000	0	0.00	20-JUN-25
1FHRRX	106.50	60.857142	5	0.00	0.000000	0	0.00	25-JUN-25
1DSCGX	55.06	1.917131	5	0.00	0.000000	0	0.00	27-JUN-25
1FSMDX	196.52	5.594079	11	0.00	0.000000	0	0.00	27-JUN-25
1BKMPX	412.52	30.377025	4	0.00	0.000000	0	0.00	30-JUN-25
1BKGPX	479.72	29.685644	4	0.00	0.000000	0	0.00	30-JUN-25
1BKAPX	90.86	5.000551	3	0.00	0.000000	0	0.00	30-JUN-25
1FQIFX	3,132.52	158.288024	8	0.00	0.000000	0	0.00	30-JUN-25
1FXIFX	2,516.24	116.223556	19	0.00	0.000000	0	0.00	30-JUN-25
1FIHFX	8,080.14	320.895155	41	0.00	0.000000	0	0.00	30-JUN-25
1FBIFX	4,263.95	158.629089	32	0.00	0.000000	0	0.00	30-JUN-25
1FIOFX	8,254.90	289.645613	56	0.00	0.000000	0	0.00	30-JUN-25
1FIPFX	8,687.28	303.963607	53	0.00	0.000000	0	0.00	30-JUN-25
1FDEWX	5,530.21	235.428268	46	0.00	0.000000	0	0.00	30-JUN-25
1FDKLX	3,957.51	198.769965	34	0.00	0.000000	0	0.00	30-JUN-25
1FFIJX	1,951.55	121.139046	21	0.00	0.000000	0	0.00	30-JUN-25
1RNWGX	274.35	3.082930	4	0.00	0.000000	0	0.00	30-JUN-25
1MOSZX	298.25	30.558403	4	0.00	0.000000	0	0.00	30-JUN-25
1DSCGX	196.96	6.862717	4	0.00	0.000000	0	0.00	30-JUN-25
1FSSNX	284.04	10.442647	6	0.00	0.000000	0	0.00	30-JUN-25
1FSMDX	399.11	11.303030	6	0.00	0.000000	0	0.00	30-JUN-25
1JMGMX	498.68	8.988466	8	0.00	0.000000	0	0.00	30-JUN-25
1TRMIX	98.38	3.153205	2	0.00	0.000000	0	0.00	30-JUN-25
1FXAIX	4,763.13	22.040304	28	0.00	0.000000	0	0.00	30-JUN-25
1JLGMX	1,063.22	11.910158	22	0.00	0.000000	0	0.00	30-JUN-25
1TRPIX	70.00	1.479603	3	0.00	0.000000	0	0.00	30-JUN-25
1RLBGX	205.17	5.590462	7	0.00	0.000000	0	0.00	30-JUN-25
1RBFGX	209.15	18.411091	5	0.00	0.000000	0	0.00	30-JUN-25

TRANSACTIONS FOR REVIEW (5% REPORTABLE)

Executech 401(k) Plan

01-JAN-25 to 31-DEC-25

08-JAN-26 15:03:33

INVESTMENT OPTION	PURCHASE AMOUNT	PURCHASE UNITS/SHARES	PURCHASE COUNT	SALES AMOUNT	SALES UNITS/SHARES	SALES COUNT	COST OF SALES	TRANSACTION DATE
1FIWDX	162.41	13.682394	9	0.00	0.000000	0	0.00	30-JUN-25
1FHRRX	161.13	92.074286	4	0.00	0.000000	0	0.00	30-JUN-25
1BKCPX	0.00	0.000000	0	(237.06)	(20.649601)	1	(229.73)	07-JUL-25
1BKMPX	0.00	0.000000	0	(26.56)	(1.961595)	13	(25.15)	07-JUL-25
1BKGPX	0.00	0.000000	0	(5.66)	(0.351117)	8	(5.48)	07-JUL-25
1BKAPX	0.00	0.000000	0	(13.31)	(0.732929)	3	(12.23)	07-JUL-25
1FLIFX	0.00	0.000000	0	(11.89)	(0.794786)	2	(11.48)	07-JUL-25
1FQIFX	0.00	0.000000	0	(1,005.54)	(50.965028)	20	(964.04)	07-JUL-25
1FXIFX	0.00	0.000000	0	(786.98)	(36.434258)	32	(749.43)	07-JUL-25
1FIHFX	0.00	0.000000	0	(1,853.75)	(73.766412)	65	(1,759.73)	07-JUL-25
1FBIFX	0.00	0.000000	0	(1,188.89)	(44.262476)	59	(1,118.95)	07-JUL-25
1FIOFX	0.00	0.000000	0	(1,359.10)	(47.704450)	92	(1,273.03)	07-JUL-25
1FIPFX	0.00	0.000000	0	(1,269.38)	(44.446081)	106	(1,187.97)	07-JUL-25
1FDEWX	0.00	0.000000	0	(1,123.14)	(47.833899)	94	(1,051.23)	07-JUL-25
1FDKLX	0.00	0.000000	0	(343.94)	(17.283421)	56	(322.12)	07-JUL-25
1FFIJX	0.00	0.000000	0	(95.35)	(5.918685)	25	(89.42)	07-JUL-25
1RNWGX	0.00	0.000000	0	(45.44)	(0.510733)	16	(40.24)	07-JUL-25
1MOSZX	0.00	0.000000	0	(61.03)	(6.298246)	6	(54.40)	07-JUL-25
1DSCGX	0.00	0.000000	0	(39.69)	(1.362512)	5	(40.46)	07-JUL-25
1FSSNX	0.00	0.000000	0	(45.00)	(1.624549)	10	(43.41)	07-JUL-25
1FSMDX	0.00	0.000000	0	(96.26)	(2.697113)	11	(91.68)	07-JUL-25
1JMGMX	0.00	0.000000	0	(50.01)	(0.895434)	9	(48.32)	07-JUL-25
1TRMIX	0.00	0.000000	0	(1.94)	(0.061470)	5	(1.95)	07-JUL-25
1FXAIX	0.00	0.000000	0	(852.75)	(3.929178)	43	(799.19)	07-JUL-25
1JLGMX	0.00	0.000000	0	(228.63)	(2.570610)	29	(218.41)	07-JUL-25
1TRPIX	0.00	0.000000	0	(12.77)	(0.268447)	6	(12.30)	07-JUL-25
1RLBGX	0.00	0.000000	0	(20.44)	(0.556949)	13	(19.35)	07-JUL-25
1RBFGX	0.00	0.000000	0	(22.31)	(1.979592)	3	(22.10)	07-JUL-25
1FIWDX	0.00	0.000000	0	(23.15)	(1.953584)	11	(22.82)	07-JUL-25
1FHRRX	0.00	0.000000	0	(23.08)	(13.188571)	5	(22.94)	07-JUL-25
1GWAQ35	0.00	0.000000	0	(2.08)	0.000000	40	(2.08)	07-JUL-25
1FXIFX	876.92	40.579361	1	0.00	0.000000	0	0.00	08-JUL-25
1FDKLX	493.27	24.750125	2	0.00	0.000000	0	0.00	08-JUL-25
1FFIJX	922.57	57.195908	2	0.00	0.000000	0	0.00	08-JUL-25
1FXAIX	1,546.56	7.131277	2	0.00	0.000000	0	0.00	08-JUL-25
1BKMPX	724.06	53.200588	6	0.00	0.000000	0	0.00	10-JUL-25
1BKGPX	484.72	29.884094	4	0.00	0.000000	0	0.00	10-JUL-25
1BKAPX	90.86	4.967742	3	0.00	0.000000	0	0.00	10-JUL-25
1FQIFX	3,132.52	157.809573	8	0.00	0.000000	0	0.00	10-JUL-25
1FXIFX	2,516.24	115.742409	19	0.00	0.000000	0	0.00	10-JUL-25
1FIHFX	6,879.49	271.809168	39	0.00	0.000000	0	0.00	10-JUL-25
1FBIFX	4,368.95	161.334933	32	0.00	0.000000	0	0.00	10-JUL-25
1FIOFX	8,269.34	287.629217	56	0.00	0.000000	0	0.00	10-JUL-25
1FIPFX	8,600.86	298.433728	53	0.00	0.000000	0	0.00	10-JUL-25
1FDEWX	5,573.42	235.264669	46	0.00	0.000000	0	0.00	10-JUL-25
1FDKLX	3,891.28	193.788847	31	(399.18)	(19.879482)	2	(369.95)	10-JUL-25
1FFIJX	1,849.81	113.834464	21	0.00	0.000000	0	0.00	10-JUL-25
1RNWGX	274.35	3.064335	4	0.00	0.000000	0	0.00	10-JUL-25
1MOSZX	298.25	30.248479	4	0.00	0.000000	0	0.00	10-JUL-25
1DSCGX	213.41	7.234238	4	0.00	0.000000	0	0.00	10-JUL-25
1FSSNX	286.64	10.121468	6	0.00	0.000000	0	0.00	10-JUL-25
1FSMDX	422.51	11.710366	6	0.00	0.000000	0	0.00	10-JUL-25
1JMGMX	520.35	9.373986	8	0.00	0.000000	0	0.00	10-JUL-25

TRANSACTIONS FOR REVIEW (5% REPORTABLE)

Executech 401(k) Plan

01-JAN-25 to 31-DEC-25

08-JAN-26 15:03:33

INVESTMENT OPTION	PURCHASE AMOUNT	PURCHASE UNITS/SHARES	PURCHASE COUNT	SALES AMOUNT	SALES UNITS/SHARES	SALES COUNT	COST OF SALES	TRANSACTION DATE
1TRMIX	98.38	3.062889	2	0.00	0.000000	0	0.00	10-JUL-25
1FXAIX	4,805.65	21.961658	28	0.00	0.000000	0	0.00	10-JUL-25
1JLGMX	1,098.76	12.313798	22	0.00	0.000000	0	0.00	10-JUL-25
1TRPIX	70.00	1.462293	3	0.00	0.000000	0	0.00	10-JUL-25
1RLBGX	206.90	5.594919	7	0.00	0.000000	0	0.00	10-JUL-25
1RBFGX	137.38	12.168291	2	0.00	0.000000	0	0.00	10-JUL-25
1FIWDX	103.04	8.680708	2	0.00	0.000000	0	0.00	10-JUL-25
1FHRRX	161.13	92.074286	4	0.00	0.000000	0	0.00	10-JUL-25
1GWAQ35	0.00	0.000000	0	(0.82)	0.000000	2	(0.82)	10-JUL-25
1FXAIX	2,264.86	10.415543	43	0.00	0.000000	0	0.00	11-JUL-25
1FIPFX	0.00	0.000000	0	(872.96)	(30.185339)	6	(807.57)	22-JUL-25
1FXAIX	454.71	2.074218	6	0.00	0.000000	0	0.00	22-JUL-25
1JLGMX	618.03	6.899196	6	0.00	0.000000	0	0.00	22-JUL-25
1GWAQ35	0.00	0.000000	0	(199.78)	0.000000	6	(199.78)	22-JUL-25
1BKMPX	620.22	45.337719	6	0.00	0.000000	0	0.00	24-JUL-25
1BKGPX	479.72	29.322737	4	0.00	0.000000	0	0.00	24-JUL-25
1BKAPX	90.86	4.911351	3	0.00	0.000000	0	0.00	24-JUL-25
1FQIFX	3,186.40	159.559339	8	0.00	0.000000	0	0.00	24-JUL-25
1FXIFX	2,516.24	114.896803	19	0.00	0.000000	0	0.00	24-JUL-25
1FIHFX	6,176.22	241.920094	39	0.00	0.000000	0	0.00	24-JUL-25
1FBIFX	4,648.39	169.835221	32	(134,579.65)	(4,917.049696)	8	(124,137.89)	24-JUL-25
1FIOFX	9,530.40	327.617738	56	0.00	0.000000	0	0.00	24-JUL-25
1FIPFX	8,830.22	302.715805	51	0.00	0.000000	0	0.00	24-JUL-25
1FDEWX	5,911.33	246.510839	48	0.00	0.000000	0	0.00	24-JUL-25
1FDKLX	5,570.26	274.126966	31	0.00	0.000000	0	0.00	24-JUL-25
1FFIJX	1,719.74	104.543463	19	0.00	0.000000	0	0.00	24-JUL-25
1RNWGX	274.35	3.027477	4	0.00	0.000000	0	0.00	24-JUL-25
1MOSZX	298.25	29.914744	4	0.00	0.000000	0	0.00	24-JUL-25
1DSCGX	201.47	6.885509	4	0.00	0.000000	0	0.00	24-JUL-25
1FSSNX	284.58	10.098652	6	0.00	0.000000	0	0.00	24-JUL-25
1FSMDX	403.26	11.090759	6	0.00	0.000000	0	0.00	24-JUL-25
1JMGMX	627.03	11.159103	8	0.00	0.000000	0	0.00	24-JUL-25
1TRMIX	98.38	3.051488	2	0.00	0.000000	0	0.00	24-JUL-25
1FXAIX	4,897.48	22.151521	28	0.00	0.000000	0	0.00	24-JUL-25
1JLGMX	1,131.94	12.521464	22	0.00	0.000000	0	0.00	24-JUL-25
1TRPIX	70.00	1.459246	3	0.00	0.000000	0	0.00	24-JUL-25
1RLBGX	207.18	5.576850	7	0.00	0.000000	0	0.00	24-JUL-25
1RBFGX	137.38	12.211556	2	0.00	0.000000	0	0.00	24-JUL-25
1FIWDX	103.04	8.680708	2	0.00	0.000000	0	0.00	24-JUL-25
1FHRRX	161.13	91.551136	4	0.00	0.000000	0	0.00	24-JUL-25
1GWAQ35	0.00	0.000000	0	(254.11)	0.000000	8	(254.11)	24-JUL-25
1FDKLX	0.00	0.000000	0	(26,941.13)	(1,329.113469)	3	(24,920.81)	28-JUL-25
1JLGMX	27,041.31	296.538107	5	0.00	0.000000	0	0.00	28-JUL-25
1FHRRX	101.49	57.994286	5	0.00	0.000000	0	0.00	28-JUL-25
1GWAQ35	0.00	0.000000	0	(100.18)	0.000000	2	(100.18)	28-JUL-25
1FIOFX	0.00	0.000000	0	(52,892.35)	(1,824.503335)	4	(48,622.52)	29-JUL-25
1GWAQ35	0.00	0.000000	0	(108.53)	(1,055.854033)	2	(108.53)	29-JUL-25
1RBFGX	75.32	6.677305	3	0.00	0.000000	0	0.00	31-JUL-25
1FIWDX	62.46	5.244332	7	0.00	0.000000	0	0.00	31-JUL-25
1RNWGX	0.00	0.000000	0	(167.86)	(1.920375)	12	(151.07)	01-AUG-25
1MOSZX	1,279.57	135.118268	12	0.00	0.000000	0	0.00	01-AUG-25
1FSSNX	0.00	0.000000	0	(214.35)	(7.903762)	12	(218.83)	01-AUG-25
1FSMDX	0.00	0.000000	0	(261.08)	(7.360587)	12	(256.21)	01-AUG-25

INVESTMENT OPTION	PURCHASE AMOUNT	PURCHASE UNITS/SHARES	PURCHASE COUNT	SALES AMOUNT	SALES UNITS/SHARES	SALES COUNT	COST OF SALES	TRANSACTION DATE
1FXAIX	0.00	0.000000	0	(2,423.93)	(11.181520)	12	(2,322.24)	01-AUG-25
1RBFGX	796.31	70.036059	12	0.00	0.000000	0	0.00	01-AUG-25
1FIWDX	382.66	32.102348	12	0.00	0.000000	0	0.00	01-AUG-25
1FHRRX	608.68	347.817142	12	0.00	0.000000	0	0.00	01-AUG-25
1BKMPX	620.22	45.074126	6	0.00	0.000000	0	0.00	07-AUG-25
1BKGPX	484.72	29.520097	4	0.00	0.000000	0	0.00	07-AUG-25
1BKAPX	90.86	4.908698	3	0.00	0.000000	0	0.00	07-AUG-25
1FQIFX	3,170.98	158.232535	8	0.00	0.000000	0	0.00	07-AUG-25
1FXIFX	2,516.24	114.635078	19	0.00	0.000000	0	0.00	07-AUG-25
1FIHFX	5,638.23	220.674363	39	0.00	0.000000	0	0.00	07-AUG-25
1FBIFX	4,228.56	154.722283	32	0.00	0.000000	0	0.00	07-AUG-25
1FIOFX	8,431.77	290.650463	56	0.00	0.000000	0	0.00	07-AUG-25
1FIPFX	8,509.10	292.509454	51	0.00	0.000000	0	0.00	07-AUG-25
1FDEWX	6,042.01	252.698037	50	0.00	0.000000	0	0.00	07-AUG-25
1FDKLX	3,981.52	196.521227	31	0.00	0.000000	0	0.00	07-AUG-25
1FFIJX	1,610.13	98.178659	18	0.00	0.000000	0	0.00	07-AUG-25
1RNWGX	274.35	3.049350	4	0.00	0.000000	0	0.00	07-AUG-25
1MOSZX	298.25	30.715756	4	0.00	0.000000	0	0.00	07-AUG-25
1DSCGX	198.54	6.832071	4	0.00	0.000000	0	0.00	07-AUG-25
1FSSNX	283.36	10.222222	6	0.00	0.000000	0	0.00	07-AUG-25
1FSMDX	397.51	11.119161	6	0.00	0.000000	0	0.00	07-AUG-25
1JMGMX	585.38	10.403058	8	0.00	0.000000	0	0.00	07-AUG-25
1TRMIX	98.38	3.115263	2	0.00	0.000000	0	0.00	07-AUG-25
1FXAIX	4,856.39	22.040435	28	0.00	0.000000	0	0.00	07-AUG-25
1JLGMX	1,107.28	12.033034	22	0.00	0.000000	0	0.00	07-AUG-25
1TRPIX	70.00	1.486516	3	0.00	0.000000	0	0.00	07-AUG-25
1RLBGX	205.95	5.554207	7	0.00	0.000000	0	0.00	07-AUG-25
1RBFGX	137.38	12.082674	2	0.00	0.000000	0	0.00	07-AUG-25
1FIWDX	103.04	8.629816	2	0.00	0.000000	0	0.00	07-AUG-25
1FHRRX	161.13	91.551136	4	0.00	0.000000	0	0.00	07-AUG-25
1FIPFX	0.00	0.000000	0	(72,137.52)	(2,470.462866)	6	(65,985.58)	08-AUG-25
1GWAQ35	0.00	0.000000	0	(147.39)	0.000000	3	(147.39)	08-AUG-25
1FIHFX	0.00	0.000000	0	(366,579.97)	(14,192.023661)	8	(338,670.64)	14-AUG-25
1FBIFX	1,154.75	41.672681	1	0.00	0.000000	0	0.00	14-AUG-25
1GWAQ35	0.00	0.000000	0	(692.14)	0.000000	4	(692.14)	14-AUG-25
1BKGPX	0.00	0.000000	0	(424.20)	(25.693682)	1	(409.29)	20-AUG-25
1FIPFX	0.00	0.000000	0	(2,768.72)	(94.206335)	1	(2,513.45)	20-AUG-25
1GWAQ35	0.00	0.000000	0	(5.32)	0.000000	1	(5.32)	20-AUG-25
1FFIJX	0.00	0.000000	0	(1,406.45)	(85.136512)	4	(1,332.04)	21-AUG-25
1BKMPX	620.22	44.620144	6	0.00	0.000000	0	0.00	22-AUG-25
1BKGPX	479.72	28.829326	4	0.00	0.000000	0	0.00	22-AUG-25
1BKAPX	90.86	4.820159	3	0.00	0.000000	0	0.00	22-AUG-25
1FQIFX	3,170.98	156.052167	8	0.00	0.000000	0	0.00	22-AUG-25
1FXIFX	2,484.37	111.506733	19	0.00	0.000000	0	0.00	22-AUG-25
1FIHFX	5,567.24	214.207001	39	0.00	0.000000	0	0.00	22-AUG-25
1FBIFX	4,350.06	155.916128	32	0.00	0.000000	0	0.00	22-AUG-25
1FIOFX	8,306.68	279.874662	54	0.00	0.000000	0	0.00	22-AUG-25
1FIPFX	9,277.03	311.728160	51	0.00	0.000000	0	0.00	22-AUG-25
1FDEWX	6,063.53	247.895747	50	0.00	0.000000	0	0.00	22-AUG-25
1FDKLX	3,967.49	191.388808	31	0.00	0.000000	0	0.00	22-AUG-25
1FFIJX	1,562.62	93.123958	18	0.00	0.000000	0	0.00	22-AUG-25
1RNWGX	274.35	2.998360	4	0.00	0.000000	0	0.00	22-AUG-25
1MOSZX	298.25	29.884770	4	0.00	0.000000	0	0.00	22-AUG-25

TRANSACTIONS FOR REVIEW (5% REPORTABLE)

Executech 401(k) Plan

01-JAN-25 to 31-DEC-25

INVESTMENT OPTION	PURCHASE AMOUNT	PURCHASE UNITS/SHARES	PURCHASE COUNT	SALES AMOUNT	SALES UNITS/SHARES	SALES COUNT	COST OF SALES	TRANSACTION DATE
1DSCGX	199.78	6.543726	4	0.00	0.000000	0	0.00	22-AUG-25
1FSSNX	283.36	9.576209	6	0.00	0.000000	0	0.00	22-AUG-25
1FSMDX	397.36	10.765646	6	0.00	0.000000	0	0.00	22-AUG-25
1JMGMX	622.83	11.050924	8	0.00	0.000000	0	0.00	22-AUG-25
1TRMIX	98.38	2.972206	2	0.00	0.000000	0	0.00	22-AUG-25
1FXAIX	4,880.82	21.697357	28	0.00	0.000000	0	0.00	22-AUG-25
1JLGMX	1,126.17	12.227688	22	0.00	0.000000	0	0.00	22-AUG-25
1TRPIX	70.00	1.436487	3	0.00	0.000000	0	0.00	22-AUG-25
1RLBGX	207.19	5.508907	7	0.00	0.000000	0	0.00	22-AUG-25
1RBFGX	137.38	12.082674	2	0.00	0.000000	0	0.00	22-AUG-25
1FIWDX	103.04	8.622594	2	0.00	0.000000	0	0.00	22-AUG-25
1FHRRX	161.13	91.033898	4	0.00	0.000000	0	0.00	22-AUG-25
1FIHFX	0.00	0.000000	0	(6,985.69)	(269.613663)	2	(6,427.40)	26-AUG-25
1FHRRX	116.36	66.113637	5	0.00	0.000000	0	0.00	26-AUG-25
1GWAQ35	0.00	0.000000	0	(14.31)	0.000000	2	(14.31)	26-AUG-25
1FDKLX	0.00	0.000000	0	(18,202.87)	(883.205429)	6	(16,450.06)	29-AUG-25
1RBFGX	78.48	6.890255	3	0.00	0.000000	0	0.00	29-AUG-25
1FIWDX	65.54	5.466222	21	0.00	0.000000	0	0.00	29-AUG-25
1GWAQ35	0.00	0.000000	0	(32.87)	0.000000	3	(32.87)	29-AUG-25
1FIHFX	3,524.02	136.855146	3	0.00	0.000000	0	0.00	02-SEP-25
1FIPFX	50.77	1.726871	2	0.00	0.000000	0	0.00	02-SEP-25
1BKMPX	620.22	44.460215	6	0.00	0.000000	0	0.00	04-SEP-25
1BKGPX	479.72	28.760192	4	0.00	0.000000	0	0.00	04-SEP-25
1BKAPX	182.70	9.682035	3	0.00	0.000000	0	0.00	04-SEP-25
1FQIFX	3,170.98	155.822114	8	0.00	0.000000	0	0.00	04-SEP-25
1FXIFX	2,632.57	118.052466	19	0.00	0.000000	0	0.00	04-SEP-25
1FIHFX	5,759.41	221.515770	41	0.00	0.000000	0	0.00	04-SEP-25
1FBIFX	4,471.27	160.375539	34	(94,540.15)	(3,390.966410)	4	(85,687.34)	04-SEP-25
1FIOFX	8,429.60	284.495445	56	0.00	0.000000	0	0.00	04-SEP-25
1FIPFX	8,574.23	288.597446	51	0.00	0.000000	0	0.00	04-SEP-25
1FDEWX	6,089.14	249.350536	50	0.00	0.000000	0	0.00	04-SEP-25
1FDKLX	4,006.55	193.553139	31	0.00	0.000000	0	0.00	04-SEP-25
1FFIJX	1,549.56	92.511045	18	0.00	0.000000	0	0.00	04-SEP-25
1RNWGX	274.35	3.013842	4	0.00	0.000000	0	0.00	04-SEP-25
1MOSZX	298.25	30.652620	4	0.00	0.000000	0	0.00	04-SEP-25
1DSCGX	210.91	6.915082	4	0.00	0.000000	0	0.00	04-SEP-25
1FSSNX	283.36	9.502348	6	0.00	0.000000	0	0.00	04-SEP-25
1FSMDX	411.23	11.144446	6	0.00	0.000000	0	0.00	04-SEP-25
1JMGMX	544.01	9.535671	8	0.00	0.000000	0	0.00	04-SEP-25
1TRMIX	98.38	2.967723	2	0.00	0.000000	0	0.00	04-SEP-25
1FXAIX	4,897.26	21.642479	28	0.00	0.000000	0	0.00	04-SEP-25
1JLGMX	1,241.50	13.333691	22	0.00	0.000000	0	0.00	04-SEP-25
1TRPIX	70.00	1.433839	3	0.00	0.000000	0	0.00	04-SEP-25
1RLBGX	302.68	7.998943	7	0.00	0.000000	0	0.00	04-SEP-25
1RBFGX	137.38	12.019248	2	0.00	0.000000	0	0.00	04-SEP-25
1FIWDX	103.04	8.572380	2	0.00	0.000000	0	0.00	04-SEP-25
1FHRRX	161.13	91.551136	4	0.00	0.000000	0	0.00	04-SEP-25
1GWAQ35	0.00	0.000000	0	(191.15)	(276.545286)	2	(191.15)	04-SEP-25
1FBIFX	0.38	0.013528	1	0.00	0.000000	0	0.00	09-SEP-25
1FDEWX	0.00	0.000000	0	(995.95)	(40.468930)	6	(884.14)	09-SEP-25
1GWAQ35	0.00	0.000000	0	(1.20)	0.000000	3	(1.20)	09-SEP-25
1FBIFX	242.47	8.607384	2	0.00	0.000000	0	0.00	10-SEP-25
1GWAQ35	0.00	0.000000	0	(242.47)	0.000000	2	(242.47)	10-SEP-25

TRANSACTIONS FOR REVIEW (5% REPORTABLE)

Executech 401(k) Plan

01-JAN-25 to 31-DEC-25

08-JAN-26 15:03:33

INVESTMENT OPTION	PURCHASE AMOUNT	PURCHASE UNITS/SHARES	PURCHASE COUNT	SALES AMOUNT	SALES UNITS/SHARES	SALES COUNT	COST OF SALES	TRANSACTION DATE
1FXIFX	0.00	0.000000	0	(9,984.76)	(439.470070)	1	(9,037.86)	15-SEP-25
1RLBGX	71.96	1.861356	13	0.00	0.000000	0	0.00	15-SEP-25
1GWAQ35	0.00	0.000000	0	(15.24)	0.000000	1	(15.24)	15-SEP-25
1BKMPX	620.22	43.739068	6	0.00	0.000000	0	0.00	18-SEP-25
1BKGPX	479.72	28.202233	4	0.00	0.000000	0	0.00	18-SEP-25
1BKAPX	90.86	4.710213	3	0.00	0.000000	0	0.00	18-SEP-25
1FQIFX	3,170.98	153.187439	8	0.00	0.000000	0	0.00	18-SEP-25
1FXIFX	2,516.24	110.749999	19	0.00	0.000000	0	0.00	18-SEP-25
1FIHFX	5,755.03	216.925370	41	0.00	0.000000	0	0.00	18-SEP-25
1FBIFX	4,032.86	141.355067	27	0.00	0.000000	0	0.00	18-SEP-25
1FIOFX	8,035.98	264.515471	53	0.00	0.000000	0	0.00	18-SEP-25
1FIPFX	8,565.99	281.220948	51	0.00	0.000000	0	0.00	18-SEP-25
1FDEWX	6,009.12	239.980830	50	0.00	0.000000	0	0.00	18-SEP-25
1FDKLX	3,921.19	184.787461	31	0.00	0.000000	0	0.00	18-SEP-25
1FFIJX	1,925.91	112.101862	18	0.00	0.000000	0	0.00	18-SEP-25
1RNWGX	217.31	2.278360	4	0.00	0.000000	0	0.00	18-SEP-25
1MOSZX	245.28	24.651257	4	0.00	0.000000	0	0.00	18-SEP-25
1DSCGX	202.40	6.556528	4	0.00	0.000000	0	0.00	18-SEP-25
1FSSNX	245.35	7.927302	6	0.00	0.000000	0	0.00	18-SEP-25
1FSMDX	363.73	9.756706	6	0.00	0.000000	0	0.00	18-SEP-25
1JMGMX	509.83	8.701656	8	0.00	0.000000	0	0.00	18-SEP-25
1TRMIX	98.38	2.941985	2	0.00	0.000000	0	0.00	18-SEP-25
1FXAIX	4,691.11	20.313111	28	0.00	0.000000	0	0.00	18-SEP-25
1JLGMX	1,070.15	11.057555	22	0.00	0.000000	0	0.00	18-SEP-25
1TRPIX	70.00	1.430616	3	0.00	0.000000	0	0.00	18-SEP-25
1RLBGX	211.48	5.471670	7	0.00	0.000000	0	0.00	18-SEP-25
1RBFGX	104.79	9.120104	2	0.00	0.000000	0	0.00	18-SEP-25
1FIWDX	78.59	6.489678	2	0.00	0.000000	0	0.00	18-SEP-25
1FHRRX	128.55	72.219102	4	0.00	0.000000	0	0.00	18-SEP-25
1FIHFX	2,147.16	81.455235	1	0.00	0.000000	0	0.00	25-SEP-25
1FIPFX	0.00	0.000000	0	(6,337.47)	(209.641746)	2	(5,599.49)	25-SEP-25
1FHRRX	116.11	65.598871	5	0.00	0.000000	0	0.00	25-SEP-25
1GWAQ35	0.00	0.000000	0	(12.53)	0.000000	2	(12.53)	25-SEP-25
1FLIFX	0.00	0.000000	0	(9,993.77)	(642.685809)	2	(9,281.74)	29-SEP-25
1FQIFX	0.00	0.000000	0	(875,716.85)	(42,284.734268)	13	(801,049.49)	29-SEP-25
1FXIFX	0.00	0.000000	0	(684,322.78)	(30,106.588806)	29	(620,386.75)	29-SEP-25
1FIHFX	0.00	0.000000	0	(1,268,786.47)	(47,806.573517)	50	(1,143,525.67)	29-SEP-25
1FBIFX	0.00	0.000000	0	(823,484.24)	(28,843.582332)	47	(731,740.17)	29-SEP-25
1FIOFX	0.00	0.000000	0	(1,192,882.31)	(39,239.549246)	79	(1,051,439.10)	29-SEP-25
1FIPFX	0.00	0.000000	0	(1,113,891.33)	(36,544.989993)	91	(981,832.73)	29-SEP-25
1FDEWX	0.00	0.000000	0	(1,036,083.08)	(41,360.604331)	85	(912,252.91)	29-SEP-25
1FDKLX	0.00	0.000000	0	(305,126.25)	(14,365.642998)	55	(270,665.63)	29-SEP-25
1FFIJX	0.00	0.000000	0	(91,890.33)	(5,345.568965)	23	(81,702.32)	29-SEP-25
1FIWFX	9,993.77	643.099743	2	0.00	0.000000	0	0.00	29-SEP-25
1FFEDX	875,716.85	42,305.161834	13	0.00	0.000000	0	0.00	29-SEP-25
1FFEGX	684,322.78	30,119.840669	29	0.00	0.000000	0	0.00	29-SEP-25
1FFEZX	1,268,786.47	47,806.573851	50	0.00	0.000000	0	0.00	29-SEP-25
1FFIZX	823,484.24	28,863.800913	47	0.00	0.000000	0	0.00	29-SEP-25
1FFOLX	1,192,882.31	39,239.549671	79	0.00	0.000000	0	0.00	29-SEP-25
1FFOPX	1,113,891.33	36,568.986540	91	0.00	0.000000	0	0.00	29-SEP-25
1FFLDX	1,036,083.08	41,327.605900	85	0.00	0.000000	0	0.00	29-SEP-25
1FFLEX	305,126.25	14,365.642658	55	0.00	0.000000	0	0.00	29-SEP-25
1FFIKX	91,890.33	5,345.568936	23	0.00	0.000000	0	0.00	29-SEP-25

INVESTMENT OPTION	PURCHASE AMOUNT	PURCHASE UNITS/SHARES	PURCHASE COUNT	SALES AMOUNT	SALES UNITS/SHARES	SALES COUNT	COST OF SALES	TRANSACTION DATE
1DSCGX	47.77	1.578130	5	0.00	0.000000	0	0.00	29-SEP-25
1BKGPX	0.00	0.000000	0	(157.92)	(9.235149)	1	(154.92)	30-SEP-25
1RBFGX	78.91	6.891703	3	0.00	0.000000	0	0.00	30-SEP-25
1FIWDX	65.43	5.402973	7	0.00	0.000000	0	0.00	30-SEP-25
1BKMPX	620.22	43.402380	6	0.00	0.000000	0	0.00	02-OCT-25
1BKGPX	864.33	50.310244	7	(1,757.27)	(102.285798)	3	(1,649.70)	02-OCT-25
1BKAPX	90.86	4.654713	3	0.00	0.000000	0	0.00	02-OCT-25
1FFEDX	3,170.98	152.158350	8	0.00	0.000000	0	0.00	02-OCT-25
1FFEGX	2,948.93	128.830494	21	0.00	0.000000	0	0.00	02-OCT-25
1FFEZX	5,746.00	214.803740	41	0.00	0.000000	0	0.00	02-OCT-25
1FFIZX	3,978.20	138.131947	27	0.00	0.000000	0	0.00	02-OCT-25
1FFOLX	7,991.13	260.212634	53	0.00	0.000000	0	0.00	02-OCT-25
1FFOPX	8,373.68	272.137792	51	(3,238.70)	(105.255118)	3	(3,206.07)	02-OCT-25
1FFLDX	5,777.34	228.172983	48	0.00	0.000000	0	0.00	02-OCT-25
1FFLEX	3,879.08	180.758622	31	0.00	0.000000	0	0.00	02-OCT-25
1FFIKX	1,522.20	87.684330	18	0.00	0.000000	0	0.00	02-OCT-25
1RNWGX	33.92	0.353296	2	0.00	0.000000	0	0.00	02-OCT-25
1MOSZX	75.00	7.462687	2	0.00	0.000000	0	0.00	02-OCT-25
1DSCGX	196.84	6.458005	4	0.00	0.000000	0	0.00	02-OCT-25
1FSSNX	111.63	3.617304	4	0.00	0.000000	0	0.00	02-OCT-25
1FSMDX	225.43	6.035609	4	0.00	0.000000	0	0.00	02-OCT-25
1JMGMX	502.61	8.629980	8	0.00	0.000000	0	0.00	02-OCT-25
1TRMIX	98.38	2.941106	2	0.00	0.000000	0	0.00	02-OCT-25
1FXAIX	4,769.11	20.388654	26	0.00	0.000000	0	0.00	02-OCT-25
1JLGMX	1,065.02	10.867551	22	0.00	0.000000	0	0.00	02-OCT-25
1TRPIX	70.00	1.436487	3	0.00	0.000000	0	0.00	02-OCT-25
1RLBGX	204.72	5.255969	7	0.00	0.000000	0	0.00	02-OCT-25
1FHRRX	23.75	13.418079	2	0.00	0.000000	0	0.00	02-OCT-25
1GWAQ35	0.00	0.000000	0	(4.03)	(525.531860)	3	(4.03)	02-OCT-25
1FXAIX	2,414.26	10.349194	43	0.00	0.000000	0	0.00	03-OCT-25
1BKMPX	0.00	0.000000	0	(32.67)	(2.286215)	15	(29.59)	06-OCT-25
1BKGPX	0.00	0.000000	0	(12.27)	(0.712959)	8	(11.55)	06-OCT-25
1BKAPX	0.00	0.000000	0	(15.69)	(0.801328)	3	(13.47)	06-OCT-25
1FIWFX	0.00	0.000000	0	(12.49)	(0.799616)	2	(12.43)	06-OCT-25
1FFEDX	0.00	0.000000	0	(1,101.79)	(52.767719)	20	(1,094.41)	06-OCT-25
1FFEGX	0.00	0.000000	0	(864.82)	(37.699216)	34	(858.36)	06-OCT-25
1FFEZX	0.00	0.000000	0	(1,606.03)	(59.837183)	63	(1,591.80)	06-OCT-25
1FFIZX	0.00	0.000000	0	(1,037.54)	(35.863811)	54	(1,026.26)	06-OCT-25
1FFOLX	0.00	0.000000	0	(1,491.05)	(48.300942)	87	(1,473.33)	06-OCT-25
1FFOPX	0.00	0.000000	0	(1,383.11)	(44.702970)	101	(1,366.22)	06-OCT-25
1FFLDX	0.00	0.000000	0	(1,288.42)	(50.605658)	93	(1,273.49)	06-OCT-25
1FFLEX	0.00	0.000000	0	(364.88)	(16.908246)	55	(360.24)	06-OCT-25
1FFIKX	0.00	0.000000	0	(119.94)	(6.869414)	25	(118.56)	06-OCT-25
1RNWGX	0.00	0.000000	0	(52.72)	(0.547455)	16	(43.38)	06-OCT-25
1MOSZX	0.00	0.000000	0	(69.95)	(6.905232)	6	(60.04)	06-OCT-25
1DSCGX	0.00	0.000000	0	(45.03)	(1.479304)	5	(43.95)	06-OCT-25
1FSSNX	0.00	0.000000	0	(54.45)	(1.744634)	10	(46.77)	06-OCT-25
1FSMDX	0.00	0.000000	0	(107.73)	(2.875099)	11	(97.97)	06-OCT-25
1JMGMX	0.00	0.000000	0	(59.01)	(1.013743)	9	(54.93)	06-OCT-25
1TRMIX	0.00	0.000000	0	(2.99)	(0.088883)	5	(2.86)	06-OCT-25
1FXAIX	0.00	0.000000	0	(1,000.70)	(4.273937)	43	(873.76)	06-OCT-25
1JLGMX	0.00	0.000000	0	(530.28)	(5.405503)	32	(461.26)	06-OCT-25
1TRPIX	0.00	0.000000	0	(14.09)	(0.288493)	6	(13.23)	06-OCT-25

INVESTMENT OPTION	PURCHASE AMOUNT	PURCHASE UNITS/SHARES	PURCHASE COUNT	SALES AMOUNT	SALES UNITS/SHARES	SALES COUNT	COST OF SALES	TRANSACTION DATE
1RLBGX	0.00	0.000000	0	(24.60)	(0.629799)	13	(22.04)	06-OCT-25
1RBFGX	0.00	0.000000	0	(25.70)	(2.244542)	3	(25.10)	06-OCT-25
1FIWDX	0.00	0.000000	0	(25.62)	(2.112119)	11	(24.70)	06-OCT-25
1FHRRX	0.00	0.000000	0	(26.46)	(14.949153)	5	(26.04)	06-OCT-25
1GWAQ35	0.00	0.000000	0	(1.87)	(2,138.293355)	34	(1.87)	06-OCT-25
1FFEZX	0.00	0.000000	0	(7,453.96)	(278.757021)	2	(7,417.72)	07-OCT-25
1GWAQ35	0.00	0.000000	0	(14.85)	0.000000	2	(14.85)	07-OCT-25
1BKMPX	1.59	0.112368	6	0.00	0.000000	0	0.00	10-OCT-25
1BKGPX	3.64	0.215004	9	0.00	0.000000	0	0.00	10-OCT-25
1BKAPX	1.41	0.073705	9	0.00	0.000000	0	0.00	10-OCT-25
1FFEDX	21.42	1.039300	18	0.00	0.000000	0	0.00	10-OCT-25
1FFEGX	15.84	0.700882	39	0.00	0.000000	0	0.00	10-OCT-25
1FFEZX	80.30	3.048594	107	(13.62)	(0.517084)	2	0.00	10-OCT-25
1FFIZX	28.38	1.005314	70	(0.72)	(0.025504)	3	0.00	10-OCT-25
1FFOLX	64.66	2.153178	147	0.00	0.000000	0	0.00	10-OCT-25
1FFOPX	64.28	2.136243	144	0.00	0.000000	0	0.00	10-OCT-25
1FFLDX	42.94	1.734249	128	(0.06)	(0.002424)	2	0.00	10-OCT-25
1FFLEX	36.55	1.742134	100	(1.00)	(0.047664)	2	0.00	10-OCT-25
1FFIKX	12.80	0.753829	52	(1.26)	(0.074205)	2	0.00	10-OCT-25
1RNWGX	2.18	0.023247	12	0.00	0.000000	0	0.00	10-OCT-25
1MOSZX	2.38	0.242610	12	0.00	0.000000	0	0.00	10-OCT-25
1DSCGX	1.53	0.052219	12	0.00	0.000000	0	0.00	10-OCT-25
1FSSNX	2.21	0.073519	18	0.00	0.000000	0	0.00	10-OCT-25
1FSMDX	3.04	0.083976	18	0.00	0.000000	0	0.00	10-OCT-25
1JMGMX	4.43	0.077954	21	0.00	0.000000	0	0.00	10-OCT-25
1TRMIX	0.75	0.023285	6	0.00	0.000000	0	0.00	10-OCT-25
1FXAIX	36.20	0.159011	78	0.00	0.000000	0	0.00	10-OCT-25
1JLGMX	8.60	0.090114	60	0.00	0.000000	0	0.00	10-OCT-25
1TRPIX	0.49	0.010310	6	0.00	0.000000	0	0.00	10-OCT-25
1RLBGX	2.34	0.060984	21	0.00	0.000000	0	0.00	10-OCT-25
1RBFGX	1.09	0.094783	6	0.00	0.000000	0	0.00	10-OCT-25
1FIWDX	0.83	0.068595	6	0.00	0.000000	0	0.00	10-OCT-25
1FHRRX	1.26	0.715909	12	0.00	0.000000	0	0.00	10-OCT-25
1FFIKX	0.00	0.000000	0	(3,268.64)	(188.829577)	10	(3,246.18)	15-OCT-25
1RNWGX	2,187.65	22.869016	6	0.00	0.000000	0	0.00	15-OCT-25
1TRMIX	3.57	0.107855	1	0.00	0.000000	0	0.00	15-OCT-25
1FXAIX	181.84	0.784470	6	0.00	0.000000	0	0.00	15-OCT-25
1RLBGX	902.00	23.092679	6	0.00	0.000000	0	0.00	15-OCT-25
1GWAQ35	0.00	0.000000	0	(6.42)	0.000000	9	(6.42)	15-OCT-25
1FFIKX	0.00	0.000000	0	(2,496.34)	(144.464120)	2	(2,493.43)	16-OCT-25
1GWAQ35	0.00	0.000000	0	(3.66)	0.000000	2	(3.66)	16-OCT-25
1FFIKX	0.00	0.000000	0	(2,496.34)	(142.729560)	2	(2,463.49)	20-OCT-25
1GWAQ35	0.00	0.000000	0	(3.66)	0.000000	2	(3.66)	20-OCT-25
1BKMPX	620.22	43.130737	6	0.00	0.000000	0	0.00	21-OCT-25
1BKGPX	864.33	50.019097	7	0.00	0.000000	0	0.00	21-OCT-25
1BKAPX	90.86	4.635714	3	0.00	0.000000	0	0.00	21-OCT-25
1FFEDX	3,170.98	151.070986	8	0.00	0.000000	0	0.00	21-OCT-25
1FFEGX	2,961.43	128.478525	21	0.00	0.000000	0	0.00	21-OCT-25
1FFEZX	5,855.77	217.524889	41	0.00	0.000000	0	0.00	21-OCT-25
1FFIZX	4,022.48	138.945771	27	0.00	0.000000	0	0.00	21-OCT-25
1FFOLX	8,290.48	268.735169	55	0.00	0.000000	0	0.00	21-OCT-25
1FFOPX	8,351.25	270.092175	51	0.00	0.000000	0	0.00	21-OCT-25
1FFLDX	5,910.12	232.224753	48	0.00	0.000000	0	0.00	21-OCT-25

TRANSACTIONS FOR REVIEW (5% REPORTABLE)

Executech 401(k) Plan

01-JAN-25 to 31-DEC-25

INVESTMENT OPTION	PURCHASE AMOUNT	PURCHASE UNITS/SHARES	PURCHASE COUNT	SALES AMOUNT	SALES UNITS/SHARES	SALES COUNT	COST OF SALES	TRANSACTION DATE
1FFLEX	3,914.57	181.566328	31	0.00	0.000000	0	0.00	21-OCT-25
1FFIKX	1,537.33	88.099138	18	0.00	0.000000	0	0.00	21-OCT-25
1RNWGX	33.92	0.350739	2	0.00	0.000000	0	0.00	21-OCT-25
1MOSZX	75.00	7.455268	2	0.00	0.000000	0	0.00	21-OCT-25
1DSCGX	196.87	6.416885	4	0.00	0.000000	0	0.00	21-OCT-25
1FSSNX	111.63	3.573303	4	0.00	0.000000	0	0.00	21-OCT-25
1FSMDX	225.47	6.048015	4	0.00	0.000000	0	0.00	21-OCT-25
1JMGMX	519.05	8.893935	8	0.00	0.000000	0	0.00	21-OCT-25
1TRMIX	98.38	2.957018	2	0.00	0.000000	0	0.00	21-OCT-25
1FXAIX	4,299.51	18.370835	26	0.00	0.000000	0	0.00	21-OCT-25
1JLGMX	1,204.06	12.348068	22	0.00	0.000000	0	0.00	21-OCT-25
1TRPIX	70.00	1.437963	3	0.00	0.000000	0	0.00	21-OCT-25
1RLBGX	204.72	5.221116	7	0.00	0.000000	0	0.00	21-OCT-25
1FHRRX	23.75	13.418079	2	0.00	0.000000	0	0.00	21-OCT-25
1FFOLX	0.00	0.000000	0	(7,922.42)	(256.471938)	4	(7,828.60)	23-OCT-25
1FFLDX	0.00	0.000000	0	(5,850.10)	(229.595862)	6	(5,754.80)	23-OCT-25
1GWAQ35	0.00	0.000000	0	(4.11)	0.000000	4	(4.11)	23-OCT-25
1FHRRX	120.57	68.118645	5	0.00	0.000000	0	0.00	28-OCT-25
1BKMPX	620.22	42.981289	6	0.00	0.000000	0	0.00	30-OCT-25
1BKGPX	1,498.83	86.090177	7	0.00	0.000000	0	0.00	30-OCT-25
1BKAPX	317.06	16.005049	3	0.00	0.000000	0	0.00	30-OCT-25
1FFEDX	3,170.98	150.783643	8	0.00	0.000000	0	0.00	30-OCT-25
1FFEGX	3,235.45	140.002163	21	0.00	0.000000	0	0.00	30-OCT-25
1FFEZX	6,013.75	222.566619	41	0.00	0.000000	0	0.00	30-OCT-25
1FFIZX	4,013.66	137.784411	27	0.00	0.000000	0	0.00	30-OCT-25
1FFOLX	8,837.97	284.361964	53	0.00	0.000000	0	0.00	30-OCT-25
1FFOPX	8,837.83	283.809568	51	0.00	0.000000	0	0.00	30-OCT-25
1FFLDX	6,145.11	239.762389	48	0.00	0.000000	0	0.00	30-OCT-25
1FFLEX	5,434.63	250.213163	31	0.00	0.000000	0	0.00	30-OCT-25
1FFIKX	1,583.49	90.124644	18	0.00	0.000000	0	0.00	30-OCT-25
1RNWGX	33.92	0.346369	2	0.00	0.000000	0	0.00	30-OCT-25
1MOSZX	75.00	7.515030	2	0.00	0.000000	0	0.00	30-OCT-25
1DSCGX	198.49	6.589974	4	0.00	0.000000	0	0.00	30-OCT-25
1FSSNX	111.63	3.604456	4	0.00	0.000000	0	0.00	30-OCT-25
1FSMDX	225.36	6.152334	4	0.00	0.000000	0	0.00	30-OCT-25
1JMGMX	656.78	11.343349	8	0.00	0.000000	0	0.00	30-OCT-25
1TRMIX	98.38	2.994825	2	0.00	0.000000	0	0.00	30-OCT-25
1FXAIX	4,347.02	18.334893	26	0.00	0.000000	0	0.00	30-OCT-25
1JLGMX	1,604.98	16.090026	22	0.00	0.000000	0	0.00	30-OCT-25
1TRPIX	70.00	1.446880	3	0.00	0.000000	0	0.00	30-OCT-25
1RLBGX	447.56	11.368047	7	0.00	0.000000	0	0.00	30-OCT-25
1FHRRX	23.75	13.494318	2	0.00	0.000000	0	0.00	30-OCT-25
1FFIKX	0.00	0.000000	0	(1,748.03)	(99.376350)	2	(1,720.30)	31-OCT-25
1RNWGX	0.00	0.000000	0	(1,460.14)	(14.942078)	15	(1,182.69)	31-OCT-25
1MOSZX	860.00	86.258777	9	0.00	0.000000	0	0.00	31-OCT-25
1FSSNX	0.00	0.000000	0	(1,815.85)	(58.312462)	15	(1,615.63)	31-OCT-25
1FSMDX	1,001.32	27.150759	9	0.00	0.000000	0	0.00	31-OCT-25
1FXAIX	0.00	0.000000	0	(1,772.35)	(7.455622)	15	(1,551.89)	31-OCT-25
1RBFGX	1,340.37	116.756968	12	0.00	0.000000	0	0.00	31-OCT-25
1FIWDX	830.68	68.200329	16	0.00	0.000000	0	0.00	31-OCT-25
1FHRRX	1,160.34	659.284091	9	0.00	0.000000	0	0.00	31-OCT-25
1GWAQ35	0.00	0.000000	0	(1.97)	0.000000	2	(1.97)	31-OCT-25
1BKMPX	620.22	43.281228	6	0.00	0.000000	0	0.00	13-NOV-25

TRANSACTIONS FOR REVIEW (5% REPORTABLE)

Executech 401(k) Plan

01-JAN-25 to 31-DEC-25

INVESTMENT OPTION	PURCHASE AMOUNT	PURCHASE UNITS/SHARES	PURCHASE COUNT	SALES AMOUNT	SALES UNITS/SHARES	SALES COUNT	COST OF SALES	TRANSACTION DATE
1BKGPX	909.33	52.745361	7	0.00	0.000000	0	0.00	13-NOV-25
1BKAPX	254.31	12.981624	5	0.00	0.000000	0	0.00	13-NOV-25
1FFEDX	3,170.98	151.504062	8	0.00	0.000000	0	0.00	13-NOV-25
1FFEGX	2,948.93	128.270116	21	0.00	0.000000	0	0.00	13-NOV-25
1FFEZX	5,394.33	200.681919	39	0.00	0.000000	0	0.00	13-NOV-25
1FFIZX	4,100.62	141.644906	27	0.00	0.000000	0	0.00	13-NOV-25
1FFOLX	8,300.69	268.891807	55	0.00	0.000000	0	0.00	13-NOV-25
1FFOPX	10,605.90	342.789270	51	0.00	0.000000	0	0.00	13-NOV-25
1FFLDX	5,930.77	232.944617	48	0.00	0.000000	0	0.00	13-NOV-25
1FFLEX	2,904.19	134.640244	31	0.00	0.000000	0	0.00	13-NOV-25
1FFIKX	1,584.73	90.763459	18	0.00	0.000000	0	0.00	13-NOV-25
1RNWGX	33.92	0.347754	2	(39,576.02)	(405.741534)	3	(32,120.77)	13-NOV-25
1MOSZX	124.05	12.306548	2	(37,223.20)	(3,692.777340)	3	(32,158.70)	13-NOV-25
1DSCGX	211.33	7.154028	4	0.00	0.000000	0	0.00	13-NOV-25
1FSSNX	111.76	3.732799	4	(27,229.40)	(909.465661)	3	(25,194.34)	13-NOV-25
1FSMDX	239.83	6.563492	4	(28,059.68)	(767.916812)	3	(26,810.51)	13-NOV-25
1JMGMX	618.38	11.048419	8	0.00	0.000000	0	0.00	13-NOV-25
1TRMIX	98.38	2.987549	2	0.00	0.000000	0	0.00	13-NOV-25
1FXAIX	4,613.34	19.694930	26	(86,509.12)	(369.318290)	3	(76,873.53)	13-NOV-25
1JLGMX	1,274.85	13.381445	22	0.00	0.000000	0	0.00	13-NOV-25
1TRPIX	70.00	1.435603	3	0.00	0.000000	0	0.00	13-NOV-25
1RLBGX	205.21	5.246995	7	0.00	0.000000	0	0.00	13-NOV-25
1RBFGX	0.00	0.000000	0	(22,697.30)	(1,980.566195)	3	(22,184.45)	13-NOV-25
1FIWDX	0.00	0.000000	0	(16,932.34)	(1,399.367147)	3	(16,400.14)	13-NOV-25
1FHRRX	23.75	13.494318	2	(22,656.62)	(12,873.081550)	3	(22,422.10)	13-NOV-25
1FFOPX	107.83	3.551713	1	0.00	0.000000	0	0.00	18-NOV-25
1FFOLX	0.00	0.000000	0	(23,251.25)	(761.836548)	3	(23,243.63)	24-NOV-25
1FHRRX	3.45	1.971429	2	0.00	0.000000	0	0.00	24-NOV-25
1GWAQ35	0.00	0.000000	0	(43.48)	0.000000	2	(43.48)	24-NOV-25
1BKAPX	17,561.44	897.365355	2	0.00	0.000000	0	0.00	25-NOV-25
1FFLEX	17,561.44	816.052045	2	0.00	0.000000	0	0.00	25-NOV-25
1BKAPX	1,162.62	58.986302	2	0.00	0.000000	0	0.00	26-NOV-25
1FFLEX	1,162.62	53.601660	2	0.00	0.000000	0	0.00	26-NOV-25
1FIWDX	36.51	3.004939	7	(24.07)	(1.981070)	3	(24.07)	28-NOV-25
1BKMPX	400.99	27.827204	4	0.00	0.000000	0	0.00	01-DEC-25
1BKGPX	939.24	54.197346	6	(258.68)	(14.926806)	1	(258.05)	01-DEC-25
1BKAPX	188.93	9.585489	4	0.00	0.000000	0	0.00	01-DEC-25
1FFEDX	3,170.98	151.070986	8	0.00	0.000000	0	0.00	01-DEC-25
1FFEGX	3,008.69	130.472247	21	0.00	0.000000	0	0.00	01-DEC-25
1FFEZX	5,480.41	203.203932	39	0.00	0.000000	0	0.00	01-DEC-25
1FFIZX	3,953.21	136.036134	26	0.00	0.000000	0	0.00	01-DEC-25
1FFOLX	7,951.81	256.510003	53	0.00	0.000000	0	0.00	01-DEC-25
1FFOPX	7,567.42	243.560350	46	0.00	0.000000	0	0.00	01-DEC-25
1FFLDX	5,655.21	221.165819	47	0.00	0.000000	0	0.00	01-DEC-25
1FFLEX	2,713.85	125.235349	29	0.00	0.000000	0	0.00	01-DEC-25
1FFIKX	1,579.37	90.095265	17	0.00	0.000000	0	0.00	01-DEC-25
1RNWGX	33.92	0.349691	2	0.00	0.000000	0	0.00	01-DEC-25
1MOSZX	80.77	8.060878	2	0.00	0.000000	0	0.00	01-DEC-25
1DSCGX	200.50	6.619347	4	0.00	0.000000	0	0.00	01-DEC-25
1FSSNX	200.94	6.471498	5	0.00	0.000000	0	0.00	01-DEC-25
1FSMDX	359.37	9.689135	5	0.00	0.000000	0	0.00	01-DEC-25
1JMGMX	510.21	8.995241	7	0.00	0.000000	0	0.00	01-DEC-25
1TRMIX	98.38	2.929720	2	0.00	0.000000	0	0.00	01-DEC-25

TRANSACTIONS FOR REVIEW (5% REPORTABLE)

Executech 401(k) Plan

01-JAN-25 to 31-DEC-25

INVESTMENT OPTION	PURCHASE AMOUNT	PURCHASE UNITS/SHARES	PURCHASE COUNT	SALES AMOUNT	SALES UNITS/SHARES	SALES COUNT	COST OF SALES	TRANSACTION DATE
1FXAIX	4,286.26	18.080906	25	0.00	0.000000	0	0.00	01-DEC-25
1JLGMX	1,186.55	12.308608	21	0.00	0.000000	0	0.00	01-DEC-25
1TRPIX	42.00	0.847800	2	0.00	0.000000	0	0.00	01-DEC-25
1RLBGX	208.02	5.237161	7	0.00	0.000000	0	0.00	01-DEC-25
1FHRRX	23.75	13.494318	2	0.00	0.000000	0	0.00	01-DEC-25
1FIWFX	0.00	0.000000	0	(362.76)	(23.003170)	2	(357.69)	03-DEC-25
1GWAQ35	0.00	0.000000	0	(0.67)	0.000000	2	(0.67)	03-DEC-25
1FFOLX	0.00	0.000000	0	(994.83)	(31.875272)	2	(969.01)	08-DEC-25
1BKMPX	430.24	29.651274	4	0.00	0.000000	0	0.00	11-DEC-25
1BKGPX	743.48	42.460310	6	0.00	0.000000	0	0.00	11-DEC-25
1BKAPX	196.88	9.853855	4	0.00	0.000000	0	0.00	11-DEC-25
1FFEDX	3,275.98	154.673277	8	0.00	0.000000	0	0.00	11-DEC-25
1FFEGX	3,140.96	134.805149	21	0.00	0.000000	0	0.00	11-DEC-25
1FFEZX	5,617.79	205.855256	39	0.00	0.000000	0	0.00	11-DEC-25
1FFIZX	4,306.52	146.082766	27	0.00	0.000000	0	0.00	11-DEC-25
1FFOLX	8,147.25	258.560773	50	0.00	0.000000	0	0.00	11-DEC-25
1FFOPX	7,288.91	230.807790	46	0.00	0.000000	0	0.00	11-DEC-25
1FFLDX	6,019.28	231.599844	47	0.00	0.000000	0	0.00	11-DEC-25
1FFLEX	2,794.01	126.885103	29	0.00	0.000000	0	0.00	11-DEC-25
1FFIKX	3,407.78	191.233448	18	0.00	0.000000	0	0.00	11-DEC-25
1RNWGX	35.72	0.363156	2	0.00	0.000000	0	0.00	11-DEC-25
1MOSZX	83.17	8.130010	2	0.00	0.000000	0	0.00	11-DEC-25
1DSCGX	211.42	6.722416	4	0.00	0.000000	0	0.00	11-DEC-25
1FSSNX	203.84	6.254680	5	0.00	0.000000	0	0.00	11-DEC-25
1FSMDX	373.75	9.814864	5	0.00	0.000000	0	0.00	11-DEC-25
1JMGMX	4,734.30	88.408964	25	0.00	0.000000	0	0.00	11-DEC-25
1TRMIX	265.10	8.072474	17	0.00	0.000000	0	0.00	11-DEC-25
1FXAIX	4,258.45	17.725815	25	0.00	0.000000	0	0.00	11-DEC-25
1JLGMX	44,137.14	499.175978	53	0.00	0.000000	0	0.00	11-DEC-25
1TRPIX	617.52	12.840922	20	0.00	0.000000	0	0.00	11-DEC-25
1RLBGX	219.37	5.446129	7	0.00	0.000000	0	0.00	11-DEC-25
1FHRRX	25.01	14.210227	2	0.00	0.000000	0	0.00	11-DEC-25
1FFOLX	0.00	0.000000	0	(35,002.83)	(1,121.526108)	4	(34,233.22)	12-DEC-25
1GWAQ35	0.00	0.000000	0	(54.85)	(44.262476)	2	(54.85)	12-DEC-25
1MOSZX	3,495.78	403.669747	9	0.00	0.000000	0	0.00	15-DEC-25
1DSCGX	60.37	1.954354	5	0.00	0.000000	0	0.00	15-DEC-25
1RLBGX	1,525.32	41.113747	26	0.00	0.000000	0	0.00	15-DEC-25
1FFLEX	0.00	0.000000	0	(6,849.08)	(317.675399)	3	(6,772.84)	17-DEC-25
1FIWDX	16.47	1.366806	4	0.00	0.000000	0	0.00	17-DEC-25
1GWAQ35	0.00	0.000000	0	(13.31)	(0.510733)	2	(13.31)	17-DEC-25
1RNWGX	310.36	3.412046	18	0.00	0.000000	0	0.00	18-DEC-25
1JLGMX	1,116.71	13.080824	32	0.00	0.000000	0	0.00	18-DEC-25
1FSSNX	169.52	5.381587	8	0.00	0.000000	0	0.00	19-DEC-25
1FSMDX	542.59	14.574000	9	0.00	0.000000	0	0.00	19-DEC-25
1FXAIX	2,403.40	10.129388	40	0.00	0.000000	0	0.00	19-DEC-25
1FHRRX	3.20	1.818182	2	0.00	0.000000	0	0.00	26-DEC-25
1BKMPX	2,059.69	149.578068	37	0.00	0.000000	0	0.00	29-DEC-25
1BKGPX	1,779.45	109.302827	27	0.00	0.000000	0	0.00	29-DEC-25
1BKAPX	2,309.35	122.123215	27	0.00	0.000000	0	0.00	29-DEC-25
1FFEDX	3,170.98	149.222589	8	0.00	0.000000	0	0.00	29-DEC-25
1FFEGX	3,039.39	129.999570	21	0.00	0.000000	0	0.00	29-DEC-25
1FFEZX	5,256.00	191.964940	37	0.00	0.000000	0	0.00	29-DEC-25
1FFIZX	4,120.52	139.253799	27	0.00	0.000000	0	0.00	29-DEC-25

TRANSACTIONS FOR REVIEW (5% REPORTABLE)

Executech 401(k) Plan

01-JAN-25 to 31-DEC-25

INVESTMENT OPTION	PURCHASE AMOUNT	PURCHASE UNITS/SHARES	PURCHASE COUNT	SALES AMOUNT	SALES UNITS/SHARES	SALES COUNT	COST OF SALES	TRANSACTION DATE
1FFOLX	7,763.14	245.513599	50	0.00	0.000000	0	0.00	29-DEC-25
1FFOPX	6,259.91	197.535815	44	0.00	0.000000	0	0.00	29-DEC-25
1FFLDX	5,742.98	220.206289	47	0.00	0.000000	0	0.00	29-DEC-25
1FFLEX	2,756.65	124.735291	29	0.00	0.000000	0	0.00	29-DEC-25
1FFIKX	1,742.91	97.478191	20	0.00	0.000000	0	0.00	29-DEC-25
1RNWGX	33.92	0.363559	2	0.00	0.000000	0	0.00	29-DEC-25
1MOSZX	80.77	9.241419	2	0.00	0.000000	0	0.00	29-DEC-25
1DSCGX	199.90	6.471350	4	0.00	0.000000	0	0.00	29-DEC-25
1FSSNX	197.94	6.305830	5	0.00	0.000000	0	0.00	29-DEC-25
1FSMDX	355.03	9.495319	5	0.00	0.000000	0	0.00	29-DEC-25
1JMGMX	485.38	9.252384	7	0.00	0.000000	0	0.00	29-DEC-25
1TRMIX	98.38	3.037357	2	0.00	0.000000	0	0.00	29-DEC-25
1FXAIX	4,064.25	16.949208	25	0.00	0.000000	0	0.00	29-DEC-25
1JLGMX	1,209.71	13.839491	21	0.00	0.000000	0	0.00	29-DEC-25
1TRPIX	42.00	0.873180	2	0.00	0.000000	0	0.00	29-DEC-25
1RLBGX	233.19	6.188694	7	0.00	0.000000	0	0.00	29-DEC-25
1FHRRX	23.75	13.494318	2	0.00	0.000000	0	0.00	29-DEC-25
1FIWFX	437.22	28.878468	4	0.00	0.000000	0	0.00	30-DEC-25
1FFEDX	35,950.57	1,762.282844	26	0.00	0.000000	0	0.00	30-DEC-25
1FFEGX	20,369.40	897.330401	87	0.00	0.000000	0	0.00	30-DEC-25
1FFEZX	31,068.68	1,162.315003	144	0.00	0.000000	0	0.00	30-DEC-25
1FFIZX	17,973.51	620.418015	145	0.00	0.000000	0	0.00	30-DEC-25
1FFOLX	23,396.36	754.964833	221	0.00	0.000000	0	0.00	30-DEC-25
1FFOPX	22,767.98	732.796262	186	0.00	0.000000	0	0.00	30-DEC-25
1FFLDX	20,773.09	812.083268	164	0.00	0.000000	0	0.00	30-DEC-25
1FFLEX	6,586.83	303.960776	114	0.00	0.000000	0	0.00	30-DEC-25
1FFIKX	1,803.81	102.839795	54	0.00	0.000000	0	0.00	30-DEC-25
1FIWDX	15.09	1.248139	4	0.00	0.000000	0	0.00	31-DEC-25

TRANSACTIONS FOR REVIEW (5% REPORTABLE)

Executech 401(k) Plan

01-JAN-25 to 31-DEC-25

INVESTMENT OPTION	PURCHASE AMOUNT	PURCHASE UNITS/SHARES	PURCHASE COUNT	SALES AMOUNT	SALES UNITS/SHARES	SALES COUNT	COST OF SALES	TRANSACTION DATE

LEGEND

INVESTMENT OPTION:

2DGCXX	Dreyfus Government Cash Mgmt Instl
3GWAQ35	Empower Fixed Account - Series Class I
1BKCPX	BlackRock 20/80 Target Allocation K
1BKGPX	BlackRock 60/40 Target Allocation K
1FLIFX	Fidelity Freedom Index 2015 Investor
1FXIFX	Fidelity Freedom Index 2030 Investor
1FBIFX	Fidelity Freedom Index 2040 Investor
1FIPFX	Fidelity Freedom Index 2050 Investor
1FDKLX	Fidelity Freedom Index 2060 Investor
1FIWFX	Fidelity Freedom Index 2015 Instl Prem
1FFEGX	Fidelity Freedom Index 2030 Instl Prem
1FFIZX	Fidelity Freedom Index 2040 Instl Prem
1FFOPX	Fidelity Freedom Index 2050 Instl Prem
1FFLEX	Fidelity Freedom Index 2060 Instl Prem
1RNWGX	American Funds New World R6
1DSCGX	DFA US Small Cap Growth Instl
1FSMDX	Fidelity Mid Cap Index
1TRMIX	T. Rowe Price Mid-Cap Value I
1JLGMX	JPMorgan Large Cap Growth R6
1RLBGX	American Funds American Balanced R6
1FIWDX	Fidelity Advisor Strategic Income Z
1DGCXX	Dreyfus Government Cash Mgmt Instl
3DGCXX	Dreyfus Government Cash Mgmt Instl
4GWAQ35	Empower Fixed Account - Series Class I
1BKMPX	BlackRock 40/60 Target Allocation K
1BKAPX	BlackRock 80/20 Target Allocation K
1FQIFX	Fidelity Freedom Index 2025 Investor
1FIHFX	Fidelity Freedom Index 2035 Investor
1FIOFX	Fidelity Freedom Index 2045 Investor
1FDEWX	Fidelity Freedom Index 2055 Investor
1FFIJX	Fidelity Freedom Index 2065 Investor
1FFEDX	Fidelity Freedom Index 2025 Instl Prem
1FFEZX	Fidelity Freedom Index 2035 Instl Prem
1FFOLX	Fidelity Freedom Index 2045 Instl Prem
1FFLDX	Fidelity Freedom Index 2055 Instl Prem
1FFIKX	Fidelity Freedom Index 2065 Instl Prm
1MOSZX	MassMutual Overseas I
1FSSNX	Fidelity Small Cap Index
1JMGMX	JPMorgan Mid Cap Growth R6
1FXAIX	Fidelity 500 Index
1TRPIX	T. Rowe Price Value I
1RBFGX	American Funds Bond Fund of Amer R6
1FHRRX	Franklin High Income R6
1GWAQ35	Empower Fixed Account - Series Class I

INFORMATION FOR COMPLETING FORM 5500 SCHEDULE A

GA

Executech 401(k) Plan

01-JAN-25 to 31-DEC-25

08-JAN-26 15:03:34

The following information is to assist you in completing the Schedule A for fiscal plan year beginning January 1, 2025 and ending December 31, 2025.
This is supplemental information provided for plans that are required by the IRS to file Form 5500 and the associated schedules.

A	Name of plan:	Executech 401(k) Plan
B	Three-digit plan number:	001
C	Plan sponsor's name:	EXECUTECH UTAH, INC.
D	Employer Identification Number:	87-0679653

Part I

1(a)	Name of insurance carrier:	Empower Annuity Insurance Company of America
1(b)	EIN:	84-0467907
1(c)	NAIC Code:	68322
1(d)	Contract or Identification Number:	531182-01
1(e)	Approximate number of persons covered at end of policy or contract year:	158
1(f & g)	Policy or contract year from January 1, 2025 to December 31, 2025	
2	Amount of commissions paid: Fees paid/Amount:	0.00
3(a)	Name and Address of the Agents, and Brokers or other persons to whom commissions or fees were paid:	
3(b)	Amount of commissions paid:	
3(c)	Amount:	
3(d)	Purpose:	
3(e)	Organization Code:	

Part II

4	Current value of plan's interest under this contract in the general account at year end:	52,312.84
5	Current value of plan's interest under this contract in separate accounts at year end:	.00
7a(4)	Type of contract:	Group Annuity Contract
7b	Balance at the end of the previous year:	.00
7c(1)	Contributions deposited during the year:	.00
7c(2)	Dividends and credits:	.00
7c(3)	Interest credited during the year:	699.21
7c(4)	Transferred from separate account:	56,033.98
7c(5)	Other (specify) >	.00
7c(6)	Total additions:	56,733.19
7d	Total of balance and additions:	56,733.19
7e(1)	Disbursed from fund to pay benefits or purchase annuities during the year:	2,620.28
7e(2)	Administration charge made by carrier:	7.23
7e(3)	Transferred to separate account:	1,792.84
7e(4)	Other (specify) >	.00
7e(5)	Total deductions:	4,420.35
7f	Balance at the end of the current year:	52,312.84

INFORMATION FOR COMPLETING FORM 5500 SCHEDULE C

Executech 401(k) Plan

01-JAN-25 to 31-DEC-25

The following information is to assist you in completing the Schedule C for fiscal plan year beginning January 1, 2025 and ending December 31, 2025 for service providers receiving direct and/or indirect fee compensation. This supplemental information is provided for large plans that are required to file Form 5500 Schedule H.

Information for completing lines 2(a) thru 2(h)

SERVICE PROVIDING COMPANY	SERVICE CODE(S)	RELATIONSHIP TO EMPLOYER	DOLLAR AMOUNT OF DIRECT COMPENSATION	PROVIDER RECEIVED INDIRECT COMPENSATION	INDIRECT COMPENSATION INCLUDES ELIGIBLE INDIRECT	TOTAL INDIRECT COMPENSATION EXCLUDING EIC	SERVICE PROVIDER PROVIDED A FORMULA INSTEAD OF A DOLLAR AMOUNT	EIC* ONLY
Empower Annuity Insurance Company of America 8515 East Orchard Road Greenwood Village CO 80111	64	Recordkeeper	37,433.63	Yes	Yes	.00	Yes	No
GLOBAL RETIREMENT PARTNERS LLC 4340 REDWOOD HWY SUITE B60 SAN RAFAEL CA 94903	27	Investment Advisor	48,339.96	No	No	.00	No	No

*If a service provider did not receive direct compensation and all indirect compensation satisfies the requirements as Eligible Indirect Compensation (EIC), then the limited reporting as described in line one of the Schedule C may apply.

The annual plan summary may reflect additional direct compensation transaction(s) paid to outside service provider(s).

INFORMATION FOR COMPLETING FORM 5500 SCHEDULE C

Executech 401(k) Plan

01-JAN-25 to 31-DEC-25

The following information is to assist you in completing the Schedule C for fiscal plan year beginning January 1, 2025 and ending December 31, 2025 for service providers receiving direct and/or indirect fee compensation. This supplemental information is provided for large plans that are required to file Form 5500 Schedule H.

Information for completing lines 3(a) thru 3(e)

SERVICE PROVIDER	SOURCE OF INDIRECT COMPENSATION	SERVICE CODE(S)	DOLLAR AMOUNT OF INDIRECT COMPENSATION	DESCRIPTION OF INDIRECT COMPENSATION

*If a service provider did not receive direct compensation and all indirect compensation satisfies the requirements as Eligible Indirect Compensation (EIC), then the limited reporting as described in line one of the Schedule C may apply.

INFORMATION FOR COMPLETING FORM 8955-SSA

Executech 401(k) Plan

01-JAN-25 to 31-DEC-25

08-JAN-26 15:03:34

The following information is provided to assist you in completing the Form 8955-SSA for fiscal plan year beginning January 1,2025 and ending December 31,2025 for service providers required to identify separated participants with deferred vested benefits. This supplemental information is provided for plans that are required by the IRS to file Form 8955-SSA.

Information for completing lines 9(a) through 9(i)

ENTRY CODE	SOCIAL SECURITY NUMBER	PARTICIPANT IDENTIFIER	FIRST NAME	MIDDLE INITIAL	LAST NAME	CHECK MARK	TYPE OF ANNUITY	PAYMENT FREQUENCY	DEFINED BENEFIT PLAN PERIODIC PAYMENT	DEFINED CONTRIBUTION TOTAL VALUE OF ACCOUNT	PREVIOUS SPONSOR'S EIN	PREVIOUS PLAN NUMBER
[redacted]												

Number of participants separated with a deferred vested benefit required to be reported (Lines 6(a) and 7)	5
Total number of participants reported	5

The supplemental report provides Form 8955-SSA participant reporting only for participants in which termination dates have been provided.

The supplemental report provides participant reporting based on the year following the plan year in which the participants separated from service.

The supplemental report is based on information available on the day this report was generated. A more detailed review is advised if the reporting period is different than the current plan year period.