Form 5500

Department of the Treasury
Internal Revenue Service

Department of Labor
Employee Benefits Security Administration

Pension Benefit Guaranty Corporation

Annual Return/Report of Employee Benefit Plan

This form is required to be filed for employee benefit plans under sections 104 and 4065 of the Employee Retirement Income Security Act of 1974 (ERISA) and sections 6057(b) and 6058(a) of the Internal Revenue Code (the Code).

▶ **Complete all entries in accordance with the instructions to the Form 5500.**

OMB Nos. 1210-0110
1210-0089

2025

This Form is Open to Public Inspection

Part I Annual Report Identification Information

For calendar plan year 2025 or fiscal plan year beginning 01/01/2025 and ending 12/31/2025

A This return/report is for:
- [ ] a multiemployer plan
- [ ] a multiple-employer plan (Filers checking this box must provide participating employer information in accordance with the form instructions.)
- [X] a single-employer plan
- [ ] a DFE (specify) _____

B This return/report is:
- [ ] the first return/report
- [ ] the final return/report
- [ ] an amended return/report
- [ ] a short plan year return/report (less than 12 months)

C If the plan is a collectively-bargained plan, check here. . . . . ▶ [ ]

D Check box if filing under:
- [X] Form 5558
- [ ] automatic extension
- [ ] the DFVC program
- [ ] special extension (enter description)

E If this is a retroactively adopted plan permitted by SECURE Act section 201, check here. . . . . ▶ [ ]

Part II Basic Plan Information—enter all requested information

1a Name of plan
CALPRIVATE BANK 401(K) PLAN

1b Three-digit plan number (PN) ▶ 001

1c Effective date of plan 01/01/2010

2a Plan sponsor's name (employer, if for a single-employer plan)
Mailing address (include room, apt., suite no. and street, or P.O. Box)
City or town, state or province, country, and ZIP or foreign postal code (if foreign, see instructions)
CALPRIVATE BANK

9404 GENESEE AVENUE
SUITE 100
LA JOLLA, CA 92037

2b Employer Identification Number (EIN)
75-3215795

2c Plan Sponsor's telephone number
858-875-8941

2d Business code (see instructions)
522110

Caution: A penalty for the late or incomplete filing of this return/report will be assessed unless reasonable cause is established.

Under penalties of perjury and other penalties set forth in the instructions, I declare that I have examined this return/report, including accompanying schedules, statements and attachments, as well as the electronic version of this return/report, and to the best of my knowledge and belief, it is true, correct, and complete.

SIGN HERE	Filed with authorized/valid electronic signature.	10/13/2026	ZINA ROBINSON
	Signature of plan administrator	Date	Enter name of individual signing as plan administrator
SIGN HERE			
	Signature of employer/plan sponsor	Date	Enter name of individual signing as employer or plan sponsor
SIGN HERE			
	Signature of DFE	Date	Enter name of individual signing as DFE

3a	Plan administrator's name and address [X] Same as Plan Sponsor	**3b**	Administrator's EIN
		3c	Administrator's telephone number
4	If the name and/or EIN of the plan sponsor or the plan name has changed since the last return/report filed for this plan, enter the plan sponsor's name, EIN, the plan name and the plan number from the last return/report:	**4b**	EIN
a	Sponsor's name	**4d**	PN
c	Plan Name		

5	Total number of participants at the beginning of the plan year	**5**	261
6	Number of participants as of the end of the plan year unless otherwise stated (welfare plans complete only lines **6a(1), 6a(2), 6b, 6c,** and **6d**).		
a(1)	Total number of active participants at the beginning of the plan year	**6a(1)**	222
a(2)	Total number of active participants at the end of the plan year	**6a(2)**	240
b	Retired or separated participants receiving benefits	**6b**	0
c	Other retired or separated participants entitled to future benefits	**6c**	55
d	Subtotal. Add lines **6a(2)**, **6b**, and **6c**.	**6d**	295
e	Deceased participants whose beneficiaries are receiving or are entitled to receive benefits.	**6e**	1
f	Total. Add lines **6d** and **6e**.	**6f**	296
g(1)	Number of participants with account balances as of the beginning of the plan year (only defined contribution plans complete this item)	**6g(1)**	241
g(2)	Number of participants with account balances as of the end of the plan year (only defined contribution plans complete this item)	**6g(2)**	276
h	Number of participants who terminated employment during the plan year with accrued benefits that were less than 100% vested.	**6h**	0
7	Enter the total number of employers obligated to contribute to the plan (only multiemployer plans complete this item)	**7**	

8a If the plan provides pension benefits, enter the applicable pension feature codes from the List of Plan Characteristic Codes in the instructions:

2E 2A 2F 2G 2J 2K 2S 2T 3D

b If the plan provides welfare benefits, enter the applicable welfare feature codes from the List of Plan Characteristic Codes in the instructions:

9a Plan funding arrangement (check all that apply)		**9b** Plan benefit arrangement (check all that apply)	
(1)	[ ] Insurance	**(1)**	[ ] Insurance
(2)	[ ] Code section 412(e)(3) insurance contracts	**(2)**	[ ] Code section 412(e)(3) insurance contracts
(3)	[X] Trust	**(3)**	[X] Trust
(4)	[ ] General assets of the sponsor	**(4)**	[ ] General assets of the sponsor

10 Check all applicable boxes in 10a and 10b to indicate which schedules are attached, and, where indicated, enter the number attached. (See instructions)

a Pension Schedules

- **(1)** [X] **R** (Retirement Plan Information)
- **(2)** [ ] **MB** (Multiemployer Defined Benefit Plan and Certain Money Purchase Plan Actuarial Information) - signed by the plan actuary
- **(3)** [ ] **SB** (Single-Employer Defined Benefit Plan Actuarial Information) - signed by the plan actuary
- **(4)** [ ] **DCG** (Individual Plan Information) – Number Attached _____
- **(5)** [ ] **MEP** (Multiple-Employer Retirement Plan Information)

b General Schedules

- **(1)** [X] **H** (Financial Information)
- **(2)** [ ] **I** (Financial Information – Small Plan)
- **(3)** [ ] **A** (Insurance Information) – Number Attached 0
- **(4)** [X] **C** (Service Provider Information)
- **(5)** [X] **D** (DFE/Participating Plan Information)
- **(6)** [ ] **G** (Financial Transaction Schedules)

Part III Form M-1 Compliance Information (to be completed by welfare benefit plans)

11a If the plan provides welfare benefits, was the plan subject to the Form M-1 filing requirements during the plan year? (See instructions and 29 CFR 2520.101-2.) ..... ☐ Yes ☐ No

If "Yes" is checked, complete lines 11b and 11c.

11b Is the plan currently in compliance with the Form M-1 filing requirements? (See instructions and 29 CFR 2520.101-2.) ..... ☐ Yes ☐ No

11c Enter the Receipt Confirmation Code for the 2025 Form M-1 annual report. If the plan was not required to file the 2025 Form M-1 annual report, enter the Receipt Confirmation Code for the most recent Form M-1 that was required to be filed under the Form M-1 filing requirements. (Failure to enter a valid Receipt Confirmation Code will subject the Form 5500 filing to rejection as incomplete.)

Receipt Confirmation Code_____

SCHEDULE C (Form 5500)	Service Provider Information	OMB No. 1210-0110
Department of the Treasury Internal Revenue Service Department of Labor Employee Benefits Security Administration Pension Benefit Guaranty Corporation	This schedule is required to be filed under section 104 of the Employee Retirement Income Security Act of 1974 (ERISA). ▶ **File as an attachment to Form 5500.**	**2025** **This Form is Open to Public Inspection.**

For calendar plan year 2025 or fiscal plan year beginning 01/01/2025 and ending 12/31/2025

A Name of plan
CALPRIVATE BANK 401(K) PLAN

B Three-digit plan number (PN) ▶ 001

C Plan sponsor's name as shown on line 2a of Form 5500
CALPRIVATE BANK

D Employer Identification Number (EIN)
75-3215795

Part I Service Provider Information (see instructions)

You must complete this Part, in accordance with the instructions, to report the information required for **each person** who received, directly or indirectly, $5,000 or more in total compensation (i.e., money or anything else of monetary value) in connection with services rendered to the plan or the person's position with the plan during the plan year. If a person received **only** eligible indirect compensation for which the plan received the required disclosures, you are required to answer line 1 but are not required to include that person when completing the remainder of this Part.

1 Information on Persons Receiving Only Eligible Indirect Compensation

a Check "Yes" or "No" to indicate whether you are excluding a person from the remainder of this Part because they received only eligible indirect compensation for which the plan received the required disclosures (see instructions for definitions and conditions).. . . . . [X] Yes [ ] No

b If you answered line 1a "Yes," enter the name and EIN or address of each person providing the required disclosures for the service providers who received only eligible indirect compensation. Complete as many entries as needed (see instructions).

(b) Enter name and EIN or address of person who provided you disclosures on eligible indirect compensation

FIDELITY INVESTMENTS INSTITUTIONAL

04-2647786

(b) Enter name and EIN or address of person who provided you disclosures on eligible indirect compensation

(b) Enter name and EIN or address of person who provided you disclosures on eligible indirect compensation

(b) Enter name and EIN or address of person who provided you disclosures on eligible indirect compensation

(b) Enter name and EIN or address of person who provided you disclosures on eligible indirect compensation

(b) Enter name and EIN or address of person who provided you disclosures on eligible indirect compensation

(b) Enter name and EIN or address of person who provided you disclosures on eligible indirect compensation

(b) Enter name and EIN or address of person who provided you disclosures on eligible indirect compensation

(b) Enter name and EIN or address of person who provided you disclosures on eligible indirect compensation

(b) Enter name and EIN or address of person who provided you disclosures on eligible indirect compensation

(b) Enter name and EIN or address of person who provided you disclosures on eligible indirect compensation

(b) Enter name and EIN or address of person who provided you disclosures on eligible indirect compensation

2. Information on Other Service Providers Receiving Direct or Indirect Compensation. Except for those persons for whom you answered "Yes" to line 1a above, complete as many entries as needed to list each person receiving, directly or indirectly, $5,000 or more in total compensation (i.e., money or anything else of value) in connection with services rendered to the plan or their position with the plan during the plan year. (See instructions).

(a) Enter name and EIN or address (see instructions)

FIDELITY INVESTMENTS INSTITUTIONAL

04-2647786

(b) Service Code(s)	(c) Relationship to employer, employee organization, or person known to be a party-in-interest	(d) Enter direct compensation paid by the plan. If none, enter -0-.	(e) Did service provider receive indirect compensation? (sources other than plan or plan sponsor)	(f) Did indirect compensation include eligible indirect compensation, for which the plan received the required disclosures?	(g) Enter total indirect compensation received by service provider excluding eligible indirect compensation for which you answered "Yes" to element (f). If none, enter -0-.	(h) Did the service provider give you a formula instead of an amount or estimated amount?
37 60 64 65	RECORDKEEPER	43635	Yes [X] No [ ]	Yes [X] No [ ]	0	Yes [X] No [ ]

(a) Enter name and EIN or address (see instructions)

SAGEVIEW ADVISORY GROUP LLC

33-0818667

(b) Service Code(s)	(c) Relationship to employer, employee organization, or person known to be a party-in-interest	(d) Enter direct compensation paid by the plan. If none, enter -0-.	(e) Did service provider receive indirect compensation? (sources other than plan or plan sponsor)	(f) Did indirect compensation include eligible indirect compensation, for which the plan received the required disclosures?	(g) Enter total indirect compensation received by service provider excluding eligible indirect compensation for which you answered "Yes" to element (f). If none, enter -0-.	(h) Did the service provider give you a formula instead of an amount or estimated amount?
27	ADVISOR	22510	Yes [ ] No [X]	Yes [ ] No [ ]		Yes [ ] No [ ]

(a) Enter name and EIN or address (see instructions)

(b) Service Code(s)	(c) Relationship to employer, employee organization, or person known to be a party-in-interest	(d) Enter direct compensation paid by the plan. If none, enter -0-.	(e) Did service provider receive indirect compensation? (sources other than plan or plan sponsor)	(f) Did indirect compensation include eligible indirect compensation, for which the plan received the required disclosures?	(g) Enter total indirect compensation received by service provider excluding eligible indirect compensation for which you answered "Yes" to element (f). If none, enter -0-.	(h) Did the service provider give you a formula instead of an amount or estimated amount?
			Yes [ ] No [ ]	Yes [ ] No [ ]		Yes [ ] No [ ]

Part I Service Provider Information (continued)

3. If you reported on line 2 receipt of indirect compensation, other than eligible indirect compensation, by a service provider, and the service provider is a fiduciary or provides contract administrator, consulting, custodial, investment advisory, investment management, broker, or recordkeeping services, answer the following questions for (a) each source from whom the service provider received $1,000 or more in indirect compensation and (b) each source for whom the service provider gave you a formula used to determine the indirect compensation instead of an amount or estimated amount of the indirect compensation. Complete as many entries as needed to report the required information for each source.

(a) Enter service provider name as it appears on line 2	**(b)** Service Codes (see instructions)	**(c)** Enter amount of indirect compensation
FIDELITY INVESTMENTS INSTITUTIONAL	60	0

(d) Enter name and EIN (address) of source of indirect compensation	**(e)** Describe the indirect compensation, including any formula used to determine the service provider's eligibility for or the amount of the indirect compensation.
C&S REAL ESTATE A - SS&C GIDS, INC 2000 CROWN COLONY DRIVE QUINCY, MA 02169	0.45%

(a) Enter service provider name as it appears on line 2	**(b)** Service Codes (see instructions)	**(c)** Enter amount of indirect compensation
FIDELITY INVESTMENTS INSTITUTIONAL	60	0

(d) Enter name and EIN (address) of source of indirect compensation	**(e)** Describe the indirect compensation, including any formula used to determine the service provider's eligibility for or the amount of the indirect compensation.
WASATCH CORE GR INST - UMB FUND SE 39-1657495	0.15%

(a) Enter service provider name as it appears on line 2	**(b)** Service Codes (see instructions)	**(c)** Enter amount of indirect compensation

(d) Enter name and EIN (address) of source of indirect compensation	**(e)** Describe the indirect compensation, including any formula used to determine the service provider's eligibility for or the amount of the indirect compensation.

Part II Service Providers Who Fail or Refuse to Provide Information

4 Provide, to the extent possible, the following information for each service provider who failed or refused to provide the information necessary to complete this Schedule.

(a) Enter name and EIN or address of service provider (see instructions)	**(b)** Nature of Service Code(s)	**(c)** Describe the information that the service provider failed or refused to provide

(a) Enter name and EIN or address of service provider (see instructions)	**(b)** Nature of Service Code(s)	**(c)** Describe the information that the service provider failed or refused to provide

(a) Enter name and EIN or address of service provider (see instructions)	**(b)** Nature of Service Code(s)	**(c)** Describe the information that the service provider failed or refused to provide

(a) Enter name and EIN or address of service provider (see instructions)	**(b)** Nature of Service Code(s)	**(c)** Describe the information that the service provider failed or refused to provide

(a) Enter name and EIN or address of service provider (see instructions)	**(b)** Nature of Service Code(s)	**(c)** Describe the information that the service provider failed or refused to provide

(a) Enter name and EIN or address of service provider (see instructions)	**(b)** Nature of Service Code(s)	**(c)** Describe the information that the service provider failed or refused to provide

Part III Termination Information on Accountants and Enrolled Actuaries (see instructions)

(complete as many entries as needed)

a Name:

b EIN:

c Position:

d Address:

e Telephone:

Explanation:

a Name:

b EIN:

c Position:

d Address:

e Telephone:

Explanation:

a Name:

b EIN:

c Position:

d Address:

e Telephone:

Explanation:

a Name:

b EIN:

c Position:

d Address:

e Telephone:

Explanation:

a Name:

b EIN:

c Position:

d Address:

e Telephone:

Explanation:

SCHEDULE D (Form 5500)

Department of the Treasury
Internal Revenue Service

Department of Labor
Employee Benefits Security Administration

DFE/Participating Plan Information

This schedule is required to be filed under section 104 of the Employee Retirement Income Security Act of 1974 (ERISA).

▶ **File as an attachment to Form 5500.**

OMB No. 1210-0110

2025

This Form is Open to Public Inspection.

For calendar plan year 2025 or fiscal plan year beginning 01/01/2025 and ending 12/31/2025

A Name of plan
CALPRIVATE BANK 401(K) PLAN

B Three-digit plan number (PN) ▶ 001

C Plan or DFE sponsor's name as shown on line 2a of Form 5500
CALPRIVATE BANK

D Employer Identification Number (EIN)
75-3215795

Part I **Information on interests in MTIAs, CCTs, PSAs, and 103-12 IEs (to be completed by plans and DFEs)**
(Complete as many entries as needed to report all interests in DFEs)

a Name of MTIA, CCT, PSA, or 103-12 IE: JH STABLE VALUE R6

b Name of sponsor of entity listed in (a): GLOBAL TRUST COMPANY

c EIN-PN	**d** Entity code	**e** Dollar value of interest in MTIA, CCT, PSA, or 103-12 IE at end of year (see instructions)
80-6136981-001	C	0

a Name of MTIA, CCT, PSA, or 103-12 IE: RT NY LIFE AA CL 0

b Name of sponsor of entity listed in (a): RELIANCE TRUST COMPANY

c EIN-PN	**d** Entity code	**e** Dollar value of interest in MTIA, CCT, PSA, or 103-12 IE at end of year (see instructions)
46-6350416-001	C	1198005

a Name of MTIA, CCT, PSA, or 103-12 IE:

b Name of sponsor of entity listed in (a):

c EIN-PN	**d** Entity code	**e** Dollar value of interest in MTIA, CCT, PSA, or 103-12 IE at end of year (see instructions)

a Name of MTIA, CCT, PSA, or 103-12 IE:

b Name of sponsor of entity listed in (a):

c EIN-PN	**d** Entity code	**e** Dollar value of interest in MTIA, CCT, PSA, or 103-12 IE at end of year (see instructions)

a Name of MTIA, CCT, PSA, or 103-12 IE:

b Name of sponsor of entity listed in (a):

c EIN-PN	**d** Entity code	**e** Dollar value of interest in MTIA, CCT, PSA, or 103-12 IE at end of year (see instructions)

a Name of MTIA, CCT, PSA, or 103-12 IE:

b Name of sponsor of entity listed in (a):

c EIN-PN	**d** Entity code	**e** Dollar value of interest in MTIA, CCT, PSA, or 103-12 IE at end of year (see instructions)

a Name of MTIA, CCT, PSA, or 103-12 IE:

b Name of sponsor of entity listed in (a):

c EIN-PN	**d** Entity code	**e** Dollar value of interest in MTIA, CCT, PSA, or 103-12 IE at end of year (see instructions)

a Name of MTIA, CCT, PSA, or 103-12 IE:

b Name of sponsor of entity listed in (a):

c EIN-PN	**d** Entity code	**e** Dollar value of interest in MTIA, CCT, PSA, or 103-12 IE at end of year (see instructions)

a Name of MTIA, CCT, PSA, or 103-12 IE:

b Name of sponsor of entity listed in (a):

c EIN-PN	**d** Entity code	**e** Dollar value of interest in MTIA, CCT, PSA, or 103-12 IE at end of year (see instructions)

a Name of MTIA, CCT, PSA, or 103-12 IE:

b Name of sponsor of entity listed in (a):

c EIN-PN	**d** Entity code	**e** Dollar value of interest in MTIA, CCT, PSA, or 103-12 IE at end of year (see instructions)

a Name of MTIA, CCT, PSA, or 103-12 IE:

b Name of sponsor of entity listed in (a):

c EIN-PN	**d** Entity code	**e** Dollar value of interest in MTIA, CCT, PSA, or 103-12 IE at end of year (see instructions)

a Name of MTIA, CCT, PSA, or 103-12 IE:

b Name of sponsor of entity listed in (a):

c EIN-PN	**d** Entity code	**e** Dollar value of interest in MTIA, CCT, PSA, or 103-12 IE at end of year (see instructions)

a Name of MTIA, CCT, PSA, or 103-12 IE:

b Name of sponsor of entity listed in (a):

c EIN-PN	**d** Entity code	**e** Dollar value of interest in MTIA, CCT, PSA, or 103-12 IE at end of year (see instructions)

a Name of MTIA, CCT, PSA, or 103-12 IE:

b Name of sponsor of entity listed in (a):

c EIN-PN	**d** Entity code	**e** Dollar value of interest in MTIA, CCT, PSA, or 103-12 IE at end of year (see instructions)

a Name of MTIA, CCT, PSA, or 103-12 IE:

b Name of sponsor of entity listed in (a):

c EIN-PN	**d** Entity code	**e** Dollar value of interest in MTIA, CCT, PSA, or 103-12 IE at end of year (see instructions)

a Name of MTIA, CCT, PSA, or 103-12 IE:

b Name of sponsor of entity listed in (a):

c EIN-PN	**d** Entity code	**e** Dollar value of interest in MTIA, CCT, PSA, or 103-12 IE at end of year (see instructions)

a Name of MTIA, CCT, PSA, or 103-12 IE:

b Name of sponsor of entity listed in (a):

c EIN-PN	**d** Entity code	**e** Dollar value of interest in MTIA, CCT, PSA, or 103-12 IE at end of year (see instructions)

a Name of MTIA, CCT, PSA, or 103-12 IE:

b Name of sponsor of entity listed in (a):

c EIN-PN	**d** Entity code	**e** Dollar value of interest in MTIA, CCT, PSA, or 103-12 IE at end of year (see instructions)

Part II **Information on Participating Plans (to be completed by DFEs, other than DCGs)**
(Complete as many entries as needed to report all participating plans. DCGs must report each participating plan using Schedule DCG.)

a Plan name

b Name of plan sponsor | **c** EIN-PN

a Plan name

b Name of plan sponsor | **c** EIN-PN

a Plan name

b Name of plan sponsor | **c** EIN-PN

a Plan name

b Name of plan sponsor | **c** EIN-PN

a Plan name

b Name of plan sponsor | **c** EIN-PN

a Plan name

b Name of plan sponsor | **c** EIN-PN

a Plan name

b Name of plan sponsor | **c** EIN-PN

a Plan name

b Name of plan sponsor | **c** EIN-PN

a Plan name

b Name of plan sponsor | **c** EIN-PN

a Plan name

b Name of plan sponsor | **c** EIN-PN

a Plan name

b Name of plan sponsor | **c** EIN-PN

a Plan name

b Name of plan sponsor | **c** EIN-PN

a Plan name

b Name of plan sponsor | **c** EIN-PN

SCHEDULE H (Form 5500)

Department of the Treasury
Internal Revenue Service

Department of Labor
Employee Benefits Security Administration

Pension Benefit Guaranty Corporation

Financial Information

This schedule is required to be filed under section 104 of the Employee Retirement Income Security Act of 1974 (ERISA), and section 6058(a) of the Internal Revenue Code (the Code).

▶ **File as an attachment to Form 5500.**

OMB No. 1210-0110

2025

This Form is Open to Public Inspection

For calendar plan year 2025 or fiscal plan year beginning 01/01/2025 and ending 12/31/2025

A Name of plan
CALPRIVATE BANK 401(K) PLAN

B Three-digit plan number (PN) ▶ 001

C Plan sponsor's name as shown on line 2a of Form 5500
CALPRIVATE BANK

D Employer Identification Number (EIN)
75-3215795

Part I Asset and Liability Statement

1 Current value of plan assets and liabilities at the beginning and end of the plan year. Combine the value of plan assets held in more than one trust. Report the value of the plan's interest in a commingled fund containing the assets of more than one plan on a line-by-line basis unless the value is reportable on lines 1c(9) through 1c(14). Do not enter the value of that portion of an insurance contract which guarantees, during this plan year, to pay a specific dollar benefit at a future date. **Round off amounts to the nearest dollar.** MTIAs, CCTs, PSAs, and 103-12 IEs do not complete lines 1b(1), 1b(2), 1c(8), 1g, 1h, and 1i. CCTs, PSAs, and 103-12 IEs also do not complete lines 1d and 1e. See instructions.

Assets		(a) Beginning of Year	(b) End of Year
a Total noninterest-bearing cash	1a	0	0
b Receivables (less allowance for doubtful accounts):			
(1) Employer contributions	1b(1)	0	0
(2) Participant contributions	1b(2)	0	0
(3) Other	1b(3)	0	0
c General investments:			
(1) Interest-bearing cash (include money market accounts & certificates of deposit)	1c(1)	0	212178
(2) U.S. Government securities	1c(2)	0	0
(3) Corporate debt instruments (other than employer securities):			
(A) Preferred	1c(3)(A)	0	0
(B) All other	1c(3)(B)	0	0
(4) Corporate stocks (other than employer securities):			
(A) Preferred	1c(4)(A)	0	0
(B) Common	1c(4)(B)	0	0
(5) Partnership/joint venture interests	1c(5)	0	0
(6) Real estate (other than employer real property)	1c(6)	0	0
(7) Loans (other than to participants)	1c(7)	0	0
(8) Participant loans	1c(8)	646553	654354
(9) Value of interest in common/collective trusts	1c(9)	1048449	1198005
(10) Value of interest in pooled separate accounts	1c(10)	0	0
(11) Value of interest in master trust investment accounts	1c(11)	0	0
(12) Value of interest in 103-12 investment entities	1c(12)	0	0
(13) Value of interest in registered investment companies (e.g., mutual funds)	1c(13)	18033973	26207787
(14) Value of funds held in insurance company general account (unallocated contracts)	1c(14)	0	0
(15) Other	1c(15)	0	0

		(a) Beginning of Year	(b) End of Year
1d Employer-related investments:			
(1) Employer securities	1d(1)	0	0
(2) Employer real property	1d(2)	0	0
1e Buildings and other property used in plan operation	1e	0	0
1f Total assets (add all amounts in lines 1a through 1e)	1f	19728975	28272324
Liabilities			
1g Benefit claims payable	1g	0	0
1h Operating payables	1h	0	0
1i Acquisition indebtedness	1i	0	0
1j Other liabilities	1j	0	0
1k Total liabilities (add all amounts in lines 1g through1j)	1k	0	0
Net Assets			
1l Net assets (subtract line 1k from line 1f)	1l	19728975	28272324

Part II Income and Expense Statement

2 Plan income, expenses, and changes in net assets for the year. Include all income and expenses of the plan, including any trust(s) or separately maintained fund(s) and any payments/receipts to/from insurance carriers. Round off amounts to the nearest dollar. MTIAs, CCTs, PSAs, and 103-12 IEs do not complete lines 2a, 2b(1)(E), 2e, 2f, and 2g.

Income		(a) Amount	(b) Total
a Contributions:			
(1) Received or receivable in cash from: **(A)** Employers	2a(1)(A)	1467359	
(B) Participants	2a(1)(B)	2504376	
(C) Others (including rollovers)	2a(1)(C)	3052702	
(2) Noncash contributions	2a(2)	0	
(3) Total contributions. Add lines **2a(1)(A), (B), (C),** and line **2a(2)**	2a(3)		7024437
b Earnings on investments:			
(1) Interest:			
(A) Interest-bearing cash (including money market accounts and certificates of deposit)	2b(1)(A)	5106	
(B) U.S. Government securities	2b(1)(B)	0	
(C) Corporate debt instruments	2b(1)(C)	0	
(D) Loans (other than to participants)	2b(1)(D)	0	
(E) Participant loans	2b(1)(E)	67853	
(F) Other	2b(1)(F)	0	
(G) Total interest. Add lines **2b(1)(A)** through **(F)**	2b(1)(G)		72959
(2) Dividends: **(A)** Preferred stock	2b(2)(A)	0	
(B) Common stock	2b(2)(B)	0	
(C) Registered investment company shares (e.g. mutual funds)	2b(2)(C)	1219199	
(D) Total dividends. Add lines **2b(2)(A)**, **(B)**, and **(C)**	2b(2)(D)		1219199
(3) Rents	2b(3)		0
(4) Net gain (loss) on sale of assets: **(A)** Aggregate proceeds	2b(4)(A)	0	
(B) Aggregate carrying amount (see instructions)	2b(4)(B)	0	
(C) Subtract line **2b(4)(B)** from line **2b(4)(A)** and enter result	2b(4)(C)		0
(5) Unrealized appreciation (depreciation) of assets: **(A)** Real estate	2b(5)(A)	0	
(B) Other	2b(5)(B)	0	
(C) Total unrealized appreciation of assets. Add lines **2b(5)(A)** and **(B)**	2b(5)(C)		0

		(a) Amount	(b) Total
(6) Net investment gain (loss) from common/collective trusts	2b(6)		40736
(7) Net investment gain (loss) from pooled separate accounts	2b(7)		0
(8) Net investment gain (loss) from master trust investment accounts	2b(8)		0
(9) Net investment gain (loss) from 103-12 investment entities	2b(9)		0
(10) Net investment gain (loss) from registered investment companies (e.g., mutual funds)	2b(10)		2292949
c Other income	2c		0
d Total income. Add all **income** amounts in column (b) and enter total	2d		10650280
Expenses			
e Benefit payment and payments to provide benefits:			
(1) Directly to participants or beneficiaries, including direct rollovers	2e(1)	2036812	
(2) To insurance carriers for the provision of benefits	2e(2)	0	
(3) Other	2e(3)	0	
(4) Total benefit payments. Add lines **2e(1)** through **(3)**	2e(4)		2036812
f Corrective distributions (see instructions)	2f		0
g Certain deemed distributions of participant loans (see instructions)	2g		0
h Interest expense	2h		0
i Administrative expenses:			
(1) Salaries and allowances	2i(1)	0	
(2) Contract administrator fees	2i(2)	0	
(3) Recordkeeping fees	2i(3)	43635	
(4) IQPA audit fees	2i(4)	0	
(5) Investment advisory and investment management fees	2i(5)	22510	
(6) Bank or trust company trustee/custodial fees	2i(6)	0	
(7) Actuarial fees	2i(7)	0	
(8) Legal fees	2i(8)	0	
(9) Valuation/appraisal fees	2i(9)	0	
(10) Other trustee fees and expenses	2i(10)	0	
(11) Other expenses	2i(11)	3974	
(12) Total administrative expenses. Add lines **2i(1)** through **(11)**	2i(12)		70119
j Total expenses. Add all **expense** amounts in column (b) and enter total	2j		2106931
Net Income and Reconciliation			
k Net income (loss). Subtract line **2j** from line **2d**	2k		8543349
l Transfers of assets:			
(1) To this plan	2l(1)		0
(2) From this plan	2l(2)		0

Part III Accountant's Opinion

3 Complete lines 3a through 3c if the opinion of an independent qualified public accountant is attached to this Form 5500. Complete line 3d if an opinion is not attached.

a The attached opinion of an independent qualified public accountant for this plan is (see instructions):

(1) [X] Unmodified **(2)** [ ] Qualified **(3)** [ ] Disclaimer **(4)** [ ] Adverse

b Check the appropriate box(es) to indicate whether the IQPA performed an ERISA section 103(a)(3)(C) audit. Check both boxes (1) and (2) if the audit was performed pursuant to both 29 CFR 2520.103-8 and 29 CFR 2520.103-12(d). Check box (3) if pursuant to neither.

(1) [X] DOL Regulation 2520.103-8 **(2)** [ ] DOL Regulation 2520.103-12(d) **(3)** [ ] neither DOL Regulation 2520.103-8 nor DOL Regulation 2520.103-12(d).

c Enter the name and EIN of the accountant (or accounting firm) below:

(1) Name: WRIGHT FORD YOUNG & CO **(2)** EIN: 95-3288054

d The opinion of an independent qualified public accountant is **not attached** as part of Schedule H because:

(1) [ ] This form is filed for a CCT, PSA, DCG or MTIA. **(2)** [ ] It will be attached to the next Form 5500 pursuant to 29 CFR 2520.104-50.

Part IV Compliance Questions

4 CCTs and PSAs do not complete Part IV. MTIAs, 103-12 IEs, and GIAs do not complete lines 4a, 4e, 4f, 4g, 4h, 4k, 4m, 4n, or 5. 103-12 IEs also do not complete lines 4j and 4l. MTIAs also do not complete line 4l. DCGs do not complete lines 4e, 4f, 4k, 4l, and 5, and DCGs generally complete the rest of Part IV collectively for all plans in the DCG, except as otherwise provided (see instructions).

During the plan year:

		Yes	No	Amount
a Was there a failure to transmit to the plan any participant contributions within the time period described in 29 CFR 2510.3-102? Continue to answer "Yes" for any prior year failures until fully corrected. (See instructions and DOL's Voluntary Fiduciary Correction Program.)	**4a**	X		102802
b Were any loans by the plan or fixed income obligations due the plan in default as of the close of the plan year or classified during the year as uncollectible? Disregard participant loans secured by participant's account balance. (Attach Schedule G (Form 5500) Part I if "Yes" is checked.)	**4b**		X	
c Were any leases to which the plan was a party in default or classified during the year as uncollectible? (Attach Schedule G (Form 5500) Part II if "Yes" is checked.)	**4c**		X	
d Were there any nonexempt transactions with any party-in-interest? (Do not include transactions reported on line 4a. Attach Schedule G (Form 5500) Part III if "Yes" is checked.)	**4d**		X	
e Was this plan covered by a fidelity bond?	**4e**	X		8000000
f Did the plan have a loss, whether or not reimbursed by the plan's fidelity bond, that was caused by fraud or dishonesty?	**4f**		X	
g Did the plan hold any assets whose current value was neither readily determinable on an established market nor set by an independent third party appraiser?	**4g**		X	
h Did the plan receive any noncash contributions whose value was neither readily determinable on an established market nor set by an independent third party appraiser?	**4h**		X	
i Did the plan have assets held for investment? (Attach schedule(s) of assets if "Yes" is checked, and see instructions for format requirements.)	**4i**	X		
j Were any plan transactions or series of transactions in excess of 5% of the current value of plan assets? (Attach schedule of transactions if "Yes" is checked and see instructions for format requirements.)	**4j**		X	
k Were all the plan assets either distributed to participants or beneficiaries, transferred to another plan, or brought under the control of the PBGC?	**4k**		X	
l Has the plan failed to provide any benefit when due under the plan?	**4l**		X	
m If this is an individual account plan, was there a blackout period? (See instructions and 29 CFR 2520.101-3.)	**4m**		X	
n If 4m was answered "Yes," check the "Yes" box if you either provided the required notice or one of the exceptions to providing the notice applied under 29 CFR 2520.101-3.	**4n**			

5a Has a resolution to terminate the plan been adopted during the plan year or any prior plan year? [ ] Yes [X] No

If "Yes," enter the amount of any plan assets that reverted to the employer this year _____.

5b If, during this plan year, any assets or liabilities were transferred from this plan to another plan(s), identify the plan(s) to which assets or liabilities were transferred. (See instructions.)

5b(1) Name of plan(s)	**5b(2)** EIN(s)	**5b(3)** PN(s)

5c Was the plan a defined benefit plan covered under the PBGC insurance program at any time during this plan year? (See ERISA section 4021 and instructions.) ..... ☐ Yes ☐ No ☐ Not determined

If "Yes" is checked, enter the My PAA confirmation number from the PBGC premium filing for this plan year _____.

SCHEDULE R (Form 5500)

Department of the Treasury
Internal Revenue Service

Department of Labor
Employee Benefits Security Administration

Pension Benefit Guaranty Corporation

Retirement Plan Information

This schedule is required to be filed under sections 104 and 4065 of the Employee Retirement Income Security Act of 1974 (ERISA) and section 6058(a) of the Internal Revenue Code (the Code).

▶ **File as an attachment to Form 5500.**

OMB No. 1210-0110

2025

This Form is Open to Public Inspection.

For calendar plan year 2025 or fiscal plan year beginning 01/01/2025 and ending 12/31/2025

A Name of plan
CALPRIVATE BANK 401(K) PLAN

B Three-digit plan number (PN) ▶ 001

C Plan sponsor's name as shown on line 2a of Form 5500
CALPRIVATE BANK

D Employer Identification Number (EIN)
75-3215795

Part I Distributions

All references to distributions relate only to payments of benefits during the plan year.

1 Total value of distributions paid in property other than in cash or the forms of property specified in the instructions ..... | **1** |

2 Enter the EIN(s) of payor(s) who paid benefits on behalf of the plan to participants or beneficiaries during the year (if more than two, enter EINs of the two payors who paid the greatest dollar amounts of benefits):

EIN(s): 04-6568107

Profit-sharing plans, ESOPs, and stock bonus plans, skip line 3.

3 Number of participants (living or deceased) whose benefits were distributed in a single sum, during the plan year ..... | **3** |

Part II Funding Information (If the plan is not subject to the minimum funding requirements of section 412 of the Internal Revenue Code or ERISA section 302, skip this Part.)

4 Is the plan administrator making an election under Code section 412(d)(2) or ERISA section 302(d)(2)? ..... ☐ **Yes** ☐ **No** ☐ **N/A**

If the plan is a defined benefit plan, go to line 8.

5 If a waiver of the minimum funding standard for a prior year is being amortized in this plan year, see instructions and enter the date of the ruling letter granting the waiver. **Date:** Month _____ Day _____ Year _____

If you completed line 5, complete lines 3, 9, and 10 of Schedule MB and do not complete the remainder of this schedule.

6 **a** Enter the minimum required contribution for this plan year (include any prior year accumulated funding deficiency not waived) ..... | **6a** |

b Enter the amount contributed by the employer to the plan for this plan year ..... | **6b** |

c Subtract the amount in line 6b from the amount in line 6a. Enter the result (enter a minus sign to the left of a negative amount) ..... | **6c** |

If you completed line 6c, skip lines 8 and 9.

7 Will the minimum funding amount reported on line 6c be met by the funding deadline? ..... ☐ **Yes** ☐ **No** ☐ **N/A**

8 If a change in actuarial cost method was made for this plan year pursuant to a revenue procedure or other authority providing automatic approval for the change or a class ruling letter, does the plan sponsor or plan administrator agree with the change? ..... ☐ **Yes** ☐ **No** ☐ **N/A**

Part III Amendments

9 If this is a defined benefit pension plan, were any amendments adopted during this plan year that increased or decreased the value of benefits? If yes, check the appropriate box. If no, check the "No" box. ..... ☐ **Increase** ☐ **Decrease** ☐ **Both** ☐ **No**

Part IV ESOPs (see instructions). If this is not a plan described under section 409(a) or 4975(e)(7) of the Internal Revenue Code, skip this Part.

10 Were unallocated employer securities or proceeds from the sale of unallocated securities used to repay any exempt loan? ..... ☐ **Yes** ☐ **No**

11 **a** Does the ESOP hold any preferred stock? ..... ☐ **Yes** ☐ **No**

b If the ESOP has an outstanding exempt loan with the employer as lender, is such loan part of a "back-to-back" loan? (See instructions for definition of "back-to-back" loan.) ..... ☐ **Yes** ☐ **No**

12 Does the ESOP hold any stock that is not readily tradable on an established securities market? ..... ☐ **Yes** ☐ **No**

Part V Additional Information for Multiemployer Defined Benefit Pension Plans

13 Enter the following information for each employer that (1) contributed more than 5% of total contributions to the plan during the plan year or (2) was one of the top-ten highest contributors (measured in dollars). See instructions. *Complete as many entries as needed to report all applicable employers.*

a Name of contributing employer

b EIN **c** Dollar amount contributed by employer

d Date collective bargaining agreement expires *(If employer contributes under more than one collective bargaining agreement, check box* ☐ *and see instructions regarding required attachment. Otherwise, enter the applicable date.)* Month _____ Day _____ Year _____

e Contribution rate information *(If more than one rate applies, check this box* ☐ *and see instructions regarding required attachment. Otherwise, complete lines 13e(1) and 13e(2).)*
(1) Contribution rate (in dollars and cents) _____
(2) Base unit measure: ☐ Hourly ☐ Weekly ☐ Unit of production ☐ Other (specify):

---

a Name of contributing employer

b EIN **c** Dollar amount contributed by employer

d Date collective bargaining agreement expires *(If employer contributes under more than one collective bargaining agreement, check box* ☐ *and see instructions regarding required attachment. Otherwise, enter the applicable date.)* Month _____ Day _____ Year _____

e Contribution rate information *(If more than one rate applies, check this box* ☐ *and see instructions regarding required attachment. Otherwise, complete lines 13e(1) and 13e(2).)*
(1) Contribution rate (in dollars and cents) _____
(2) Base unit measure: ☐ Hourly ☐ Weekly ☐ Unit of production ☐ Other (specify): _____

---

a Name of contributing employer

b EIN **c** Dollar amount contributed by employer

d Date collective bargaining agreement expires *(If employer contributes under more than one collective bargaining agreement, check box* ☐ *and see instructions regarding required attachment. Otherwise, enter the applicable date.)* Month _____ Day _____ Year _____

e Contribution rate information *(If more than one rate applies, check this box* ☐ *and see instructions regarding required attachment. Otherwise, complete lines 13e(1) and 13e(2).)*
(1) Contribution rate (in dollars and cents) _____
(2) Base unit measure: ☐ Hourly ☐ Weekly ☐ Unit of production ☐ Other (specify): _____

---

a Name of contributing employer

b EIN **c** Dollar amount contributed by employer

d Date collective bargaining agreement expires *(If employer contributes under more than one collective bargaining agreement, check box* ☐ *and see instructions regarding required attachment. Otherwise, enter the applicable date.)* Month _____ Day _____ Year _____

e Contribution rate information *(If more than one rate applies, check this box* ☐ *and see instructions regarding required attachment. Otherwise, complete lines 13e(1) and 13e(2).)*
(1) Contribution rate (in dollars and cents) _____
(2) Base unit measure: ☐ Hourly ☐ Weekly ☐ Unit of production ☐ Other (specify): _____

---

a Name of contributing employer

b EIN **c** Dollar amount contributed by employer

d Date collective bargaining agreement expires *(If employer contributes under more than one collective bargaining agreement, check box* ☐ *and see instructions regarding required attachment. Otherwise, enter the applicable date.)* Month _____ Day _____ Year _____

e Contribution rate information *(If more than one rate applies, check this box* ☐ *and see instructions regarding required attachment. Otherwise, complete lines 13e(1) and 13e(2).)*
(1) Contribution rate (in dollars and cents) _____
(2) Base unit measure: ☐ Hourly ☐ Weekly ☐ Unit of production ☐ Other (specify): _____

---

a Name of contributing employer

b EIN **c** Dollar amount contributed by employer

d Date collective bargaining agreement expires *(If employer contributes under more than one collective bargaining agreement, check box* ☐ *and see instructions regarding required attachment. Otherwise, enter the applicable date.)* Month _____ Day _____ Year _____

e Contribution rate information *(If more than one rate applies, check this box* ☐ *and see instructions regarding required attachment. Otherwise, complete lines 13e(1) and 13e(2).)*
(1) Contribution rate (in dollars and cents) _____
(2) Base unit measure: ☐ Hourly ☐ Weekly ☐ Unit of production ☐ Other (specify): _____

14 Enter the number of deferred vested and retired participants (inactive participants), as of the beginning of the plan year, whose contributing employer is no longer making contributions to the plan for:

a The current plan year. Check the box to indicate the counting method used to determine the number of inactive participants: ☐ last contributing employer ☐ alternative ☐ reasonable approximation (see instructions for required attachment)	**14a**	
b The plan year immediately preceding the current plan year. ☐ Check the box if the number reported is a change from what was previously reported (see instructions for required attachment)	**14b**	
c The second preceding plan year. ☐ Check the box if the number reported is a change from what was previously reported (see instructions for required attachment)	**14c**	

15 Enter the ratio of the number of participants under the plan on whose behalf no employer had an obligation to make an employer contribution during the current plan year to:

a The corresponding number for the plan year immediately preceding the current plan year	**15a**	
b The corresponding number for the second preceding plan year	**15b**	

16 Information with respect to any employers who withdrew from the plan during the preceding plan year:

a Enter the number of employers who withdrew during the preceding plan year	**16a**	
b If line 16a is greater than 0, enter the aggregate amount of withdrawal liability assessed or estimated to be assessed against such withdrawn employers	**16b**	

17 If assets and liabilities from another plan have been transferred to or merged with this plan during the plan year, check box and see instructions regarding supplemental information to be included as an attachment ☐

Part VI Additional Information for Single-Employer and Multiemployer Defined Benefit Pension Plans

18 If any liabilities to participants or their beneficiaries under the plan as of the end of the plan year consist (in whole or in part) of liabilities to such participants and beneficiaries under two or more pension plans as of immediately before such plan year, check box and see instructions regarding supplemental information to be included as an attachment ☐

19 If the total number of participants is 1,000 or more, complete lines (a) and (b):

a Enter the percentage of plan assets held as:
Public Equity: _____% Private Equity: _____% Investment-Grade Debt and Interest Rate Hedging Assets: _____%
High-Yield Debt: _____% Real Assets: _____% Cash or Cash Equivalents: _____% Other: _____%

b Provide the average duration of the Investment-Grade Debt and Interest Rate Hedging Assets:
☐ 0-5 years ☐ 5-10 years ☐ 10-15 years ☐ 15 years or more

20 **PBGC missed contribution reporting requirements.** If this is a multiemployer plan or a single-employer plan that is not covered by PBGC, skip line 20.

a Is the amount of unpaid minimum required contributions for all years from Schedule SB (Form 5500) line 40 greater than zero? ☐ Yes ☐ No

b If line 20a is "Yes," has PBGC been notified as required by ERISA sections 4043(c)(5) and/or 303(k)(4)? Check the applicable box:

☐ Yes.

☐ No. Reporting was waived under 29 CFR 4043.25(c)(2) because contributions equal to or exceeding the unpaid minimum required contribution were made by the 30th day after the due date.

☐ No. The 30-day period referenced in 29 CFR 4043.25(c)(2) has not yet ended, and the sponsor intends to make a contribution equal to or exceeding the unpaid minimum required contribution by the 30th day after the due date.

☐ No. Other. Provide explanation._____

Part VII IRS Compliance Questions

21a Does the plan satisfy the coverage and nondiscrimination tests of Code sections 410(b) and 401(a)(4) by combining this plan with any other plans under the permissive aggregation rules? ☐ Yes ☒ No

21b If this is a Code section 401(k) plan, check all boxes that apply to indicate how the plan is intended to satisfy the nondiscrimination requirements for employee deferrals and employer matching contributions (as applicable) under Code sections 401(k)(3) and 401(m)(2).

☒ Design-based safe harbor method

☐ "Prior year" ADP test

☒ "Current year" ADP test

☐ N/A

22 If the plan sponsor is an adopter of a pre-approved plan that received a favorable IRS Opinion Letter, enter the date of the Opinion Letter 06 / 30 / 2020 (MM/DD/YYYY) and the Opinion Letter serial number Q702438A .

CALPRIVATE BANK 401(k) PLAN

FINANCIAL STATEMENTS

DECEMBER 31, 2025 AND 2024

Wright Ford Young & Co.

Certified Public Accountants and Consultants, Inc.

CALPRIVATE BANK 401(k) PLAN

INDEX TO

FINANCIAL STATEMENTS AND SUPPLEMENTAL SCHEDULES

DECEMBER 31, 2025 AND 2024

	Page
Independent Auditor's Report ……	1 – 4
Financial Statements:	
Statement of Net Assets Available for Benefits as of December 31, 2025 and 2024 ……..	5
Statement of Changes in Net Assets Available for Benefits for the year ended December 31, 2025 ……..	6
Notes to the Financial Statements ……..	7 – 14
Supplemental Schedules:	
Schedule H, Line 4i – Schedule of Assets (Held at End of Year) ……	15
Schedule H, Line 4a – Schedule of Delinquent Participant Contributions ……..	16

Wright Ford Young & Co.
Certified Public Accountants and Consultants, Inc.

INDEPENDENT AUDITOR'S REPORT

To the Participants and Administrator of the
CalPrivate Bank 401(k) Plan:

Scope and Nature of the ERISA Section 103(a)(3)(C) Audit for the Financial Statements

We have performed the audits of the financial statements of the CalPrivate Bank 401(k) Plan (the Plan), an employee benefit plan subject to the Employee Retirement Income Security Act of 1974 (ERISA), as permitted by ERISA Section 103(a)(3)(C) (ERISA Section 103(a)(3)(C) audit). The financial statements comprise the statement of net assets available for benefits as of December 31, 2025 and 2024, and the related statement of changes in net assets available for benefits for the year ended December 31, 2025, and the related notes to the financial statements.

Management, having determined it is permissible in the circumstances, has elected to have the audits of the Plan's financial statements performed in accordance with ERISA Section 103(a)(3)(C) pursuant to 29 CFR 2520.103-8 of the Department of Labor's Rules and Regulations for Reporting and Disclosure under ERISA. As permitted by ERISA Section 103(a)(3)(C), our audits need not extend to any statements or information related to assets held for investment of the Plan (investment information) by a bank or similar institution or insurance carrier that is regulated, supervised, and subject to periodic examination by a state or federal agency, provided that the statements or information regarding assets so held are prepared and certified to by the bank or similar institution or insurance carrier in accordance with 29 CFR 2520.103-5 of the Department of Labor's Rules and Regulations for Reporting and Disclosure under ERISA (qualified institution).

Management has obtained certifications from a qualified institution as of December 31, 2025 and 2024 and for the year ended December 31, 2025, stating that the certified investment information, as described in Note 6 to the financial statements, is complete and accurate.

Opinion

In our opinion, based on our audits and on the procedures performed as described in the Auditor's Responsibilities for the Audit of the Financial Statements section:

- The amounts and disclosures in the financial statements, other than those agreed to or derived from the certified investment information, are presented fairly, in all material respects, in accordance with accounting principles generally accepted in the United States of America.
- The information in the financial statements related to assets held by and certified to by a qualified institution agrees to, or is derived from, in all material respects, the information prepared and certified by an institution that management determined meets the requirements of ERISA Section 103(a)(3)(C).

16140 Sand Canyon Avenue • Irvine, CA 92618 • (949) 910-CPAS (2727) • Fax (949) 910-2728

Basis for Opinion

We conducted our audits in accordance with auditing standards generally accepted in the United States of America (GAAS). Our responsibilities under those standards are further described in the Auditor's Responsibilities for the Audit of the Financial Statements section of our report. We are required to be independent of the Plan and to meet our other ethical responsibilities, in accordance with the relevant ethical requirements relating to our audits. We believe that the audit evidence we have obtained is sufficient and appropriate to provide a basis for our ERISA Section 103(a)(3)(C) audit opinion.

Responsibilities of Management for the Financial Statements

Management is responsible for the preparation and fair presentation of these financial statements in accordance with accounting principles generally accepted in the United States of America, and for the design, implementation, and maintenance of internal control relevant to the preparation and fair presentation of financial statements that are free from material misstatement, whether due to fraud or error. Management's election of the ERISA Section 103(a)(3)(C) audit does not affect management's responsibility for the financial statements.

In preparing the financial statements, management is required to evaluate whether there are conditions or events, considered in the aggregate, that raise substantial doubt about the Plan's ability to continue as a going concern for twelve months from the date these financial statements were issued.

Management is also responsible for maintaining a current plan instrument, including all plan amendments, administering the Plan, and determining that the Plan's transactions that are presented and disclosed in the financial statements are in conformity with the Plan's provisions, including maintaining sufficient records with respect to each of the participants, to determine the benefits due or which may become due to such participants.

Auditor's Responsibilities for the Audit of the Financial Statements

Except as described in the Scope and Nature of the ERISA Section 103(a)(3)(C) Audit for the Financial Statements section of our report, our objectives are to obtain reasonable assurance about whether the financial statements as a whole are free from material misstatement, whether due to fraud or error, and to issue an auditor's report that includes our opinion. Reasonable assurance is a high level of assurance but is not absolute assurance and therefore is not a guarantee that an audit conducted in accordance with GAAS will always detect a material misstatement when it exists. The risk of not detecting a material misstatement resulting from fraud is higher than for one resulting from error, as fraud may involve collusion, forgery, intentional omissions, misrepresentations, or the override of internal control. Misstatements are considered material if there is a substantial likelihood that, individually or in the aggregate, they would influence the judgment made by a reasonable user based on financial statements.

In performing an audit in accordance with GAAS, we:

- Exercise professional judgment and maintain professional skepticism throughout the audit.
- Identify and assess the risks of material misstatement of the financial statements, whether due to fraud or error, and design and perform audit procedures responsive to those risks.

Such procedures include examining, on a test basis, evidence regarding the amounts and disclosures in the financial statements.

- Obtain an understanding of internal control relevant to the audit in order to design audit procedures that are appropriate in the circumstances, but not for the purpose of expressing an opinion on the effectiveness of the Plan's internal control. Accordingly, no such opinion is expressed.
- Evaluate the appropriateness of accounting policies used and the reasonableness of significant accounting estimates made by management, as well as evaluate the overall presentation of the financial statements.
- Conclude whether, in our judgment, there are conditions or events, considered in the aggregate, that raise substantial doubt about the Plan's ability to continue as a going concern for a reasonable period of time.

Our audits did not extend to the certified investment information, except for obtaining and reading the certification, comparing the certified investment information with the related information presented and disclosed in the financial statements, and reading the disclosures relating to the certified investment information to assess whether they are in accordance with the presentation and disclosure requirements of accounting principles generally accepted in the United States of America.

Accordingly, the objective of an ERISA Section 103(a)(3)(C) audit is not to express an opinion about whether the financial statements as a whole are presented fairly, in all material respects, in accordance with accounting principles generally accepted in the United States of America.

We are required to communicate with those charged with governance regarding, among other matters, the planned scope and timing of the audit, significant audit findings, and certain internal control-related matters that we identified during the audit.

Other Matter — Supplemental Schedules Required by ERISA

The supplemental schedules, Schedule H, Line 4i – Schedule of Assets (Held at End of Year) and Schedule H, Line 4a – Schedule of Delinquent Participant Contributions, are presented for purposes of additional analysis and are not a required part of the financial statements but are supplementary information required by the Department of Labor's Rules and Regulations for Reporting and Disclosure under ERISA. Such information is the responsibility of management and was derived from and relates directly to the underlying accounting and other records used to prepare the financial statements. The information included in the supplemental schedules, other than that agreed to or derived from the certified investment information, has been subjected to auditing procedures applied in the audits of the financial statements and certain additional procedures, including comparing and reconciling such information directly to the underlying accounting and other records used to prepare the financial statements or to the financial statements themselves, and other additional procedures in accordance with GAAS. For information included in the supplemental schedules that agreed to or is derived from the certified investment information, we compared such information to the related certified investment information.

In forming our opinion on the supplemental schedules, we evaluated whether the supplemental schedules, other than the information agreed to or derived from the certified investment information, including their form and content, are presented in conformity with the Department of Labor's Rules and Regulations for Reporting and Disclosure under ERISA.

In our opinion:

- The form and content of the supplemental schedules, other than the information in the supplemental schedules that agreed to or is derived from the certified investment information, are presented, in all material respects, in conformity with the Department of Labor's Rules and Regulations for Reporting and Disclosure under ERISA.
- The information in the supplemental schedules related to assets held by and certified to by a qualified institution agrees to, or is derived from, in all material respects, the information prepared and certified by an institution that management determined meets the requirements of ERISA Section 103(a)(3)(C).

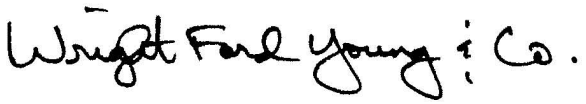

WRIGHT FORD YOUNG & CO.
Irvine, California
October 6, 2026

CALPRIVATE BANK 401(k) PLAN

STATEMENTS OF NET ASSETS AVAILABLE FOR BENEFITS

DECEMBER 31, 2025 AND 2024

	2025	2024
ASSETS:		
Investments, at fair value:		
Registered investment companies	$ 26,419,965	$ 18,033,973
Common/collective trust	1,198,005	1,048,449
Total investments	27,617,970	19,082,422
Receivables:		
Employer contributions	54,838	55,724
Notes receivable from participants	654,354	646,553
Total receivables	709,192	702,277
Total assets	28,327,162	19,784,699
LIABILITIES	-	-
NET ASSETS AVAILABLE FOR BENEFITS	$ 28,327,162	$ 19,784,699

See accompanying independent auditor's report and notes to the financial statements.

CALPRIVATE BANK 401(k) PLAN

STATEMENT OF CHANGES IN NET ASSETS AVAILABLE FOR BENEFITS

FOR THE YEAR ENDED DECEMBER 31, 2025

Additions to net assets attributed to:	
Investment earnings:	
Net appreciation in fair value of investments	$ 2,333,685
Dividend and interest income	1,224,305
Total investment earnings	3,557,990
Interest income on notes receivable from participants	67,853
Contributions:	
Participant	2,504,376
Employer	1,466,473
Rollover	3,052,702
Total contributions	7,023,551
Total additions	10,649,394
Deductions from net assets attributed to:	
Benefits paid to participants	2,036,812
Plan fees and administrative expenses, net	70,119
Total deductions	2,106,931
NET INCREASE	8,542,463
NET ASSETS AVAILABLE FOR BENEFITS, beginning of year	19,784,699
NET ASSETS AVAILABLE FOR BENEFITS, end of year	$ 28,327,162

See accompanying independent auditor's report and notes to the financial statements.

CALPRIVATE BANK 401(k) PLAN

NOTES TO FINANCIAL STATEMENTS

DECEMBER 31, 2025 AND 2024

1. DESCRIPTION OF PLAN

The following description of the CalPrivate Bank 401(k) Plan (the Plan) provides only general information. Participants should refer to the plan agreement for a more complete description of the Plan's provisions.

General

The Plan is a defined contribution plan covering substantially all employees of CalPrivate Bank (the Company). The Plan is subject to the provisions of the Employee Retirement Income Security Act of 1974 (ERISA), as amended. Employees are eligible to participate in the Plan upon completion of 90 days of service and will be automatically enrolled in the Plan at a 3% deferral rate unless they elect a different rate or choose to opt out. Eligible participants are subject to an automatic increase of 1% on the first day of each succeeding Plan year up to a maximum deferral rate of 5%.

Administration

The Plan is administered by the Company.

Contributions

Participants may elect to contribute up to 100% of eligible compensation as pre-tax, Roth, or after-tax contributions, not to exceed the limits of the Internal Revenue Code (IRC). Participants direct the investment of their contributions into various investment options offered by the Plan. Participants may also contribute amounts representing distributions from other qualified defined benefit or defined contribution plans.

During 2025, the Company made safe harbor matching contributions equal to 100% of the participant's deferral, up to the first 5% of compensation deferred. The Company may also make discretionary profit sharing contributions as determined annually by the Board of Directors. For the year ended December 31, 2025, the Company made no discretionary profit sharing contributions.

Participant Accounts

Each participant's account is credited with the participant's contributions, employer safe harbor matching contributions, allocations of the Company's profit sharing contributions, if any, and Plan earnings. Participant accounts may be charged with an allocation of administrative expenses that are paid by the Plan. Allocations are based on the participant's eligible compensation, participant contributions, investment elections, specific participant transactions and/or account balances, as defined. The benefit to which a participant is entitled is the benefit that can be provided from the participant's vested account.

1. DESCRIPTION OF PLAN – (Continued)

Payment of Benefits

On termination of service due to death, disability, retirement, or other reasons a participant may elect to receive a lump-sum amount equal to the value of the participant's vested interest in his or her account or partial withdrawals. Participants may also elect to rollover their account to another tax deferred account or remain in the Plan until they are legally required to begin taking distributions. All vested account balances not exceeding $1,000 may be immediately distributed in a lump-sum payment. All vested account balances exceeding $1,000, but not exceeding $7,000, may be rolled into an Individual Retirement Account. With the plan administrator's approval, participants may withdraw all or part of their aggregate contributions in the event of financial hardship.

Vesting

Participants are immediately vested in their salary deferral contributions, employer safe harbor matching and profit sharing contributions plus actual earnings thereon.

Forfeitures

Excess Company contributions will be forfeited and used to reduce future Company contributions or to pay Plan expenses. For the year ended December 31, 2025, Company contributions were reduced by $16,066 and Plan expenses were reduced by $1,923 from forfeited accounts. As of December 31, 2025 and 2024, the amount of available forfeitures totaled $83 and $19,524, respectively.

Notes Receivable from Participants

Participants may borrow from their fund accounts a minimum of $1,000 up to a maximum amount equal to the lesser of $50,000 or 50% of their vested account balance. Loan terms range from 1 to 5 years or within a reasonable period of time that is longer than 5 years for the purchase of a primary residence. The loans are secured by the balance in the participant's account. The interest rate will generally be the prime interest rate as reported by Thomson Reuters as of the last day of the preceding month plus two percent. Principal and interest are paid ratably through payroll deductions. A participant may have up to two loans outstanding at a time.

2. SUMMARY OF SIGNIFICANT ACCOUNTING POLICIES

Basis of Accounting

The financial statements of the Plan are prepared under the accrual method of accounting.

2. SUMMARY OF SIGNIFICANT ACCOUNTING POLICIES – (Continued)

Payment of Benefits

Benefits are recorded when paid.

Investment Valuation and Income Recognition

Investments are reported at fair value. Fair value is the price that would be received to sell an asset or paid to transfer a liability in an orderly transaction between market participants at the measurement date. See Note 3 for discussion of fair value measurements.

Purchases and sales of securities are recorded on a trade-date basis. Net appreciation includes the Plan's gains and losses on investments bought and sold as well as held during the period. Dividends are recorded on the ex-dividend date. Interest income is recorded on the accrual basis.

Notes Receivable from Participants

Notes receivable from participants are measured at their unpaid principal balance plus any accrued but unpaid interest. Interest income on notes receivable from participants is recorded on the accrual basis. Related fees are recorded as administrative fees and are expensed when they are incurred. No allowance for credit losses has been recorded as of December 31, 2025 or 2024. Delinquent participant loans are reclassified as distributions based upon the terms of the plan document.

Plan Fees and Administrative Expenses

Plan fees and administrative expenses are generally paid by the Plan, unless paid by the Company. Expenses that are paid by the Company are excluded from these financial statements. Certain transactional fees are charged directly to the participant's account and are included in administrative expenses.

Use of Estimates

The preparation of financial statements in conformity with accounting principles generally accepted in the United States of America requires management to make estimates and assumptions that affect the reported amounts of net assets available for benefits and disclosure of contingent assets and liabilities at the date of the financial statements and the reported amounts of changes in net assets available for benefits during the reporting period. Actual results could differ from those estimates.

2. SUMMARY OF SIGNIFICANT ACCOUNTING POLICIES – (Continued)

Subsequent Events

The Company has evaluated subsequent events through the date of the independent auditor's report, which is the date the accompanying financial statements were available to be issued.

3. FAIR VALUE MEASUREMENTS

The Financial Accounting Standards Board provides the framework for measuring fair value. That framework provides a fair value hierarchy that prioritizes the inputs to valuation techniques used to measure fair value. The hierarchy gives the highest priority to unadjusted quoted prices in active markets for identical assets or liabilities (level 1 measurements) and lowest priority to unobservable inputs (level 3 measurements). The three levels of the fair value hierarchy under this framework are described as follows:

Level 1 Inputs to the valuation methodology are unadjusted quoted prices for identical assets or liabilities in active markets that the Plan has the ability to access.

Level 2 Inputs to the valuation methodology include:

- quoted prices for similar assets or liabilities in active markets;
- quoted prices for identical or similar assets or liabilities in inactive markets;
- inputs other than quoted prices that are observable for the asset or liability;
- inputs that are derived principally from or corroborated by observable market data by correlation or other means.

If the asset or liability has a specified (contractual) term, the level 2 input must be observable for substantially the full term of the asset or liability.

Level 3 Inputs to the valuation methodology are unobservable and significant to the fair value measurement.

The asset or liability's fair value measurement level within the fair value hierarchy is based on the lowest level of any input that is significant to the fair value measurement. Valuation techniques used need to maximize the use of observable inputs and minimize the use of unobservable inputs.

Following is a description of the valuation methodologies used for assets measured at fair value. There have been no changes in the methodologies used at December 31, 2025 and 2024.

3. FAIR VALUE MEASUREMENTS – (Continued)

Registered investment companies: These investments are public investment vehicles valued using the net asset value (the NAV) provided by the administrator of the fund. The NAV is based on the value of the underlying assets owned by the fund, minus its liabilities, and then divided by the number of shares outstanding. The NAV is a quoted price in an active market and classified within level 1 of the valuation hierarchy.

Common/collective trust: Valued at NAV per share/unit reported at the close of business every day. Shares/units in common/collective trusts can be redeemed daily on demand. The NAV is used as a practical expedient to estimate fair value.

The preceding methods described may produce a fair value calculation that may not be indicative of net realizable value or reflective of future fair values. Furthermore, although the Plan believes its valuation method is appropriate and consistent with other market participants, the use of a different methodology or assumptions to determine the fair value of certain financial instruments could result in a different fair value measurement at the reporting date.

The following table sets forth by level, within the fair value hierarchy, the Plan's assets at fair value as of December 31, 2025 and 2024:

Description	Total	Level 1	Level 2	Level 3
December 31, 2025				
Registered investment companies	$ 26,419,965	$ 26,419,965	$ -	$ -
Total assets in fair value hierarchy	26,419,965	$ 26,419,965	$ -	$ -
Investment measured at net asset value[(a)]	1,198,005			
Total investments at fair value	$ 27,617,970			
December 31, 2024				
Registered investment companies	$ 18,033,973	$ 18,033,973	$ -	$ -
Total assets in fair value hierarchy	18,033,973	$ 18,033,973	$ -	$ -
Investment measured at net asset value[(a)]	1,048,449			
Total investments at fair value	$ 19,082,422			

(a) In accordance with Subtopic 820-10, certain investments that were measured at NAV per share (or its equivalent) as a practical expedient have not been classified in the fair value hierarchy. The fair value amounts presented in this table are intended to permit reconciliation of the fair value hierarchy to the line items presented in the statements of net assets available for benefits.

3. FAIR VALUE MEASUREMENTS – (Continued)

In regards to the classification of investment options offered by the Plan, there were no reclassifications in or out of levels 1, 2, and 3 during the year ended December 31, 2025. The nature, risks and investment objectives of the investments above, for which fair value is estimated using the NAV as a practical expedient, can be found in the Plan's enrollment literature. These investments can be redeemed immediately and without a redemption notification period. As of December 31, 2025, there were no unfunded commitments associated with any of these investments.

4. RISKS AND UNCERTAINTIES

The Plan invests in various investment securities. Investment securities are exposed to various risks such as interest rate, market, and credit risks. Due to the level of risk associated with certain investment securities, it is at least reasonably possible that changes in the values of investment securities will occur in the near term and that such changes could materially affect participants' account balances and the amounts reported in the statements of net assets available for benefits.

5. PLAN TERMINATION

Although it has not expressed any intent to do so, the Company has the right to terminate or amend the Plan at any time, subject to the provisions of ERISA.

6. INFORMATION CERTIFIED BY THE PLAN'S CUSTODIAN

The plan administrator has elected the method of compliance permitted by 29 CFR 2520.103-8 of the Department of Labor's Rules and Regulations for Reporting and Disclosure under ERISA. Accordingly, Fidelity Management Trust Company (Fidelity), the custodian of the Plan, has certified to the completeness and accuracy of:

- Investments and notes receivable from participants reflected on the accompanying statements of net assets available for benefits as of December 31, 2025 and 2024.
- Net appreciation in fair value of investments, dividend and interest income, and interest income on notes receivable from participants reflected on the accompanying statement of changes in net assets available for benefits for the year ended December 31, 2025.
- Investments and notes receivable from participants reflected on the schedule of assets (held at end of year).

7. TAX STATUS

The Company adopted a Non-Standardized Pre-Approved Profit Sharing Plan which received a favorable opinion letter from the Internal Revenue Service (IRS) on June 30, 2020, which stated that the Plan, as then designed, was in accordance with applicable sections of the IRC. The Plan has since been amended. The plan administrator believes the Plan is currently designed and being operated in compliance with the applicable requirements of the IRC. Therefore, no provision for income taxes has been included in the Plan's financial statements.

Accounting principles generally accepted in the United States of America require plan management to evaluate tax positions taken by the Plan and recognize a tax liability if the Plan has taken an uncertain tax position that more likely than not would not be sustained upon examination by the IRS. The plan administrator has analyzed the tax positions taken by the Plan, and has concluded that as of December 31, 2025, there are no uncertain positions taken or expected to be taken that would require recognition of a liability or disclosure in the financial statements. The Plan is subject to routine audits by taxing jurisdictions; however, there are currently no audits for any tax periods in progress.

8. PARTY-IN-INTEREST TRANSACTIONS

The Plan allows for transactions with certain parties who may perform services or have fiduciary responsibilities to the Plan. Certain Plan investments are managed by affiliates of Fidelity, the custodian and recordkeeper of the Plan. The Plan paid $70,119 in net contract administration fees during 2025. The Plan issues loans to participants, which are secured by the balances in the participants' accounts. The Company paid certain administrative expenses of the Plan, including recordkeeping fees. These transactions qualify as party in interest transactions for which a statutory exemption exists.

The Plan has an expense reimbursement credit arrangement with Fidelity, whereby Fidelity will credit the plan a specified percentage of its revenue on certain investments to offset certain Plan expenses. The agreement provides for the credits to be paid quarterly in arrears. The Plan received $7,348 in credits during 2025.

9. RECONCILIATION OF FINANCIAL STATEMENTS TO FORM 5500

The following is a reconciliation of net assets available for benefits per the financial statements to the Form 5500 at December 31, 2025 and 2024:

	2025	2024
Net assets available for benefits per the financial statements	$ 28,327,162	$ 19,784,699
Less employer contributions receivable per the financial statements	(54,838)	(55,724)
Net assets available for benefits per the Form 5500	$ 28,272,324	$ 19,728,975

9. RECONCILIATION OF FINANCIAL STATEMENTS TO FORM 5500 – (Continued)

The following is a reconciliation of total contributions per the financial statements to the Form 5500 for the year ended December 31, 2025:

Total contributions per the financial statements	$ 7,023,551
Add prior year employer contributions receivable per the financial statements	55,724
Less current year employer contributions receivable per the financial statements	(54,838)
Total contributions per the Form 5500	$7,024,437

Additionally, certain classification of investments may be reported differently on the Form 5500 than in these financial statements. An investment in a money market fund is classified as interest-bearing cash on the Form 5500 and as a registered investment company fund on the accompanying financial statements.

10. PROHIBITED TRANSACTIONS

During the Plan years ended December 31, 2025 and 2024, the plan sponsor inadvertently failed to deposit $96,713 and $6,089, respectively, of participant deferrals and repayments on notes receivable within the required timeframe as stated by ERISA. These deferrals and repayments on notes receivable were deposited beyond the earliest expected date on which assets could be segregated from the employer's assets. The U.S. Department of Labor considers late deposits to be prohibited transactions. The plan sponsor calculated lost earnings on these deferrals and repayments on notes receivable and deposited the lost earnings during 2025.

The plan sponsor has self-corrected these prohibited transactions and does not believe that these issues will have a material impact on the Plan's net assets available for benefits or the Plan's tax status.

CALPRIVATE BANK 401(k) PLAN
PLAN FEIN #75-3215795
PLAN #001
SCHEDULE H, LINE 4i - SCHEDULE OF ASSETS (HELD AT END OF YEAR)
DECEMBER 31, 2025

(a)	(b) Identity of issue, borrower, lessor or similar party	(c) Description of investment including maturity date, rate of interest, collateral, par, or maturity value	(d) Cost	(e) Current Value
	Registered Investment Companies			
	American Funds	American Balanced Fund	**	$ 2,262,868
	American Funds	EuroPacific Growth Fund	**	477,813
	American Funds	New World Fund	**	542,533
	American Funds	2010 Target Date Retirement Fund	**	166
	American Funds	2015 Target Date Retirement Fund	**	166
	American Funds	2020 Target Date Retirement Fund	**	2,556
	American Funds	2025 Target Date Retirement Fund	**	292,725
	American Funds	2030 Target Date Retirement Fund	**	600,946
	American Funds	2035 Target Date Retirement Fund	**	996,027
	American Funds	2040 Target Date Retirement Fund	**	2,226,814
	American Funds	2045 Target Date Retirement Fund	**	705,531
	American Funds	2050 Target Date Retirement Fund	**	889,553
	American Funds	2055 Target Date Retirement Fund	**	727,807
	American Funds	2060 Target Date Retirement Fund	**	208,692
	American Funds	2065 Target Date Retirement Fund	**	70,666
	American Century	Small Cap Value Fund	**	366,629
	BlackRock Advisors LLC	Strategic Global Bond K Fund	**	20,498
	Cohen & Steers	Real Estate Securities Fund	**	79,432
*	Fidelity Investments	Small Cap Index Fund	**	343,665
*	Fidelity Investments	500 Index Fund	**	7,695,180
*	Fidelity Investments	Mid Cap Index Fund	**	1,492,902
*	Fidelity Investments	Total Bond Fund	**	632,097
*	Fidelity Investments	Government Money Market Fund	**	212,178
	JPMorgan	Large Cap Growth Fund	**	1,731,317
	JPMorgan	Mid Cap Growth Fund	**	235,093
	Lord Abbett	Short Duration Income Fund	**	658,039
	Putnam	International Value Fund	**	777,190
	Putnam	Large Cap Value Fund	**	168,628
	PGIM Investments LLC	High-Yield Fund	**	767,089
	Vanguard	Developing Markets Index Fund	**	978,317
	Victory Sycamore	Established Value Fund	**	8,959
	Wasatch	Core Growth Institutional Fund	**	247,889
				26,419,965
	Common/Collective Trust			
	New York Life	Anchor CIT Fund	**	1,198,005
	Notes Receivable from Participants			
*	Participant Loans	Interest rates ranging from 5.25% - 10.50%	-	654,354
				$ 28,272,324

* A party-in-interest as defined by ERISA.

** Disclosure of this information is not required by the Department of Labor's Rules and Regulations for Reporting and Disclosure under ERISA when the account is participant directed.

See accompanying independent auditor's report and notes to the financial statements.

CALPRIVATE BANK 401(k) PLAN

PLAN FEIN #75-3215795

PLAN #001

SCHEDULE H, LINE 4a - SCHEDULE OF DELINQUENT PARTICIPANT CONTRIBUTIONS

FOR THE YEAR ENDED DECEMBER 31, 2025

Participant Contributions Transferred Late to Plan	Total that Constitute Nonexempt Prohibited Transactions			
Check here if Late Participant Loan Repayments are included: ☑	Contributions Not Corrected	Contributions Corrected Outside VFCP	Contributions Pending Correction in VFCP	Total Fully Corrected Under Voluntary Fiduciary Correction Program and Prohibited Transaction Exemption 2002-51
Year ended December 31, 2024				
$6,089		$6,089*		
Year ended December 31, 2025				
$96,713		$96,713*		

* Lost earnings were remitted to the Plan during 2025.

See accompanying independent auditor's report and notes to the financial statements.

CALPRIVATE BANK 401(k) PLAN

FINANCIAL STATEMENTS

DECEMBER 31, 2025 AND 2024

Wright Ford Young & Co.

Certified Public Accountants and Consultants, Inc.

CALPRIVATE BANK 401(k) PLAN

INDEX TO

FINANCIAL STATEMENTS AND SUPPLEMENTAL SCHEDULES

DECEMBER 31, 2025 AND 2024

	Page
Independent Auditor's Report ……	1 – 4
Financial Statements:	
Statement of Net Assets Available for Benefits as of December 31, 2025 and 2024 ……..	5
Statement of Changes in Net Assets Available for Benefits for the year ended December 31, 2025 ……..	6
Notes to the Financial Statements ……..	7 – 14
Supplemental Schedules:	
Schedule H, Line 4i – Schedule of Assets (Held at End of Year) ……	15
Schedule H, Line 4a – Schedule of Delinquent Participant Contributions ……..	16

Wright Ford Young & Co.
Certified Public Accountants and Consultants, Inc.

INDEPENDENT AUDITOR'S REPORT

To the Participants and Administrator of the
CalPrivate Bank 401(k) Plan:

Scope and Nature of the ERISA Section 103(a)(3)(C) Audit for the Financial Statements

We have performed the audits of the financial statements of the CalPrivate Bank 401(k) Plan (the Plan), an employee benefit plan subject to the Employee Retirement Income Security Act of 1974 (ERISA), as permitted by ERISA Section 103(a)(3)(C) (ERISA Section 103(a)(3)(C) audit). The financial statements comprise the statement of net assets available for benefits as of December 31, 2025 and 2024, and the related statement of changes in net assets available for benefits for the year ended December 31, 2025, and the related notes to the financial statements.

Management, having determined it is permissible in the circumstances, has elected to have the audits of the Plan's financial statements performed in accordance with ERISA Section 103(a)(3)(C) pursuant to 29 CFR 2520.103-8 of the Department of Labor's Rules and Regulations for Reporting and Disclosure under ERISA. As permitted by ERISA Section 103(a)(3)(C), our audits need not extend to any statements or information related to assets held for investment of the Plan (investment information) by a bank or similar institution or insurance carrier that is regulated, supervised, and subject to periodic examination by a state or federal agency, provided that the statements or information regarding assets so held are prepared and certified to by the bank or similar institution or insurance carrier in accordance with 29 CFR 2520.103-5 of the Department of Labor's Rules and Regulations for Reporting and Disclosure under ERISA (qualified institution).

Management has obtained certifications from a qualified institution as of December 31, 2025 and 2024 and for the year ended December 31, 2025, stating that the certified investment information, as described in Note 6 to the financial statements, is complete and accurate.

Opinion

In our opinion, based on our audits and on the procedures performed as described in the Auditor's Responsibilities for the Audit of the Financial Statements section:

- The amounts and disclosures in the financial statements, other than those agreed to or derived from the certified investment information, are presented fairly, in all material respects, in accordance with accounting principles generally accepted in the United States of America.
- The information in the financial statements related to assets held by and certified to by a qualified institution agrees to, or is derived from, in all material respects, the information prepared and certified by an institution that management determined meets the requirements of ERISA Section 103(a)(3)(C).

16140 Sand Canyon Avenue • Irvine, CA 92618 • (949) 910-CPAS (2727) • Fax (949) 910-2728

Basis for Opinion

We conducted our audits in accordance with auditing standards generally accepted in the United States of America (GAAS). Our responsibilities under those standards are further described in the Auditor's Responsibilities for the Audit of the Financial Statements section of our report. We are required to be independent of the Plan and to meet our other ethical responsibilities, in accordance with the relevant ethical requirements relating to our audits. We believe that the audit evidence we have obtained is sufficient and appropriate to provide a basis for our ERISA Section 103(a)(3)(C) audit opinion.

Responsibilities of Management for the Financial Statements

Management is responsible for the preparation and fair presentation of these financial statements in accordance with accounting principles generally accepted in the United States of America, and for the design, implementation, and maintenance of internal control relevant to the preparation and fair presentation of financial statements that are free from material misstatement, whether due to fraud or error. Management's election of the ERISA Section 103(a)(3)(C) audit does not affect management's responsibility for the financial statements.

In preparing the financial statements, management is required to evaluate whether there are conditions or events, considered in the aggregate, that raise substantial doubt about the Plan's ability to continue as a going concern for twelve months from the date these financial statements were issued.

Management is also responsible for maintaining a current plan instrument, including all plan amendments, administering the Plan, and determining that the Plan's transactions that are presented and disclosed in the financial statements are in conformity with the Plan's provisions, including maintaining sufficient records with respect to each of the participants, to determine the benefits due or which may become due to such participants.

Auditor's Responsibilities for the Audit of the Financial Statements

Except as described in the Scope and Nature of the ERISA Section 103(a)(3)(C) Audit for the Financial Statements section of our report, our objectives are to obtain reasonable assurance about whether the financial statements as a whole are free from material misstatement, whether due to fraud or error, and to issue an auditor's report that includes our opinion. Reasonable assurance is a high level of assurance but is not absolute assurance and therefore is not a guarantee that an audit conducted in accordance with GAAS will always detect a material misstatement when it exists. The risk of not detecting a material misstatement resulting from fraud is higher than for one resulting from error, as fraud may involve collusion, forgery, intentional omissions, misrepresentations, or the override of internal control. Misstatements are considered material if there is a substantial likelihood that, individually or in the aggregate, they would influence the judgment made by a reasonable user based on financial statements.

In performing an audit in accordance with GAAS, we:

- Exercise professional judgment and maintain professional skepticism throughout the audit.
- Identify and assess the risks of material misstatement of the financial statements, whether due to fraud or error, and design and perform audit procedures responsive to those risks.

Such procedures include examining, on a test basis, evidence regarding the amounts and disclosures in the financial statements.

- Obtain an understanding of internal control relevant to the audit in order to design audit procedures that are appropriate in the circumstances, but not for the purpose of expressing an opinion on the effectiveness of the Plan's internal control. Accordingly, no such opinion is expressed.
- Evaluate the appropriateness of accounting policies used and the reasonableness of significant accounting estimates made by management, as well as evaluate the overall presentation of the financial statements.
- Conclude whether, in our judgment, there are conditions or events, considered in the aggregate, that raise substantial doubt about the Plan's ability to continue as a going concern for a reasonable period of time.

Our audits did not extend to the certified investment information, except for obtaining and reading the certification, comparing the certified investment information with the related information presented and disclosed in the financial statements, and reading the disclosures relating to the certified investment information to assess whether they are in accordance with the presentation and disclosure requirements of accounting principles generally accepted in the United States of America.

Accordingly, the objective of an ERISA Section 103(a)(3)(C) audit is not to express an opinion about whether the financial statements as a whole are presented fairly, in all material respects, in accordance with accounting principles generally accepted in the United States of America.

We are required to communicate with those charged with governance regarding, among other matters, the planned scope and timing of the audit, significant audit findings, and certain internal control-related matters that we identified during the audit.

Other Matter — Supplemental Schedules Required by ERISA

The supplemental schedules, Schedule H, Line 4i – Schedule of Assets (Held at End of Year) and Schedule H, Line 4a – Schedule of Delinquent Participant Contributions, are presented for purposes of additional analysis and are not a required part of the financial statements but are supplementary information required by the Department of Labor's Rules and Regulations for Reporting and Disclosure under ERISA. Such information is the responsibility of management and was derived from and relates directly to the underlying accounting and other records used to prepare the financial statements. The information included in the supplemental schedules, other than that agreed to or derived from the certified investment information, has been subjected to auditing procedures applied in the audits of the financial statements and certain additional procedures, including comparing and reconciling such information directly to the underlying accounting and other records used to prepare the financial statements or to the financial statements themselves, and other additional procedures in accordance with GAAS. For information included in the supplemental schedules that agreed to or is derived from the certified investment information, we compared such information to the related certified investment information.

In forming our opinion on the supplemental schedules, we evaluated whether the supplemental schedules, other than the information agreed to or derived from the certified investment information, including their form and content, are presented in conformity with the Department of Labor's Rules and Regulations for Reporting and Disclosure under ERISA.

In our opinion:

- The form and content of the supplemental schedules, other than the information in the supplemental schedules that agreed to or is derived from the certified investment information, are presented, in all material respects, in conformity with the Department of Labor's Rules and Regulations for Reporting and Disclosure under ERISA.
- The information in the supplemental schedules related to assets held by and certified to by a qualified institution agrees to, or is derived from, in all material respects, the information prepared and certified by an institution that management determined meets the requirements of ERISA Section 103(a)(3)(C).

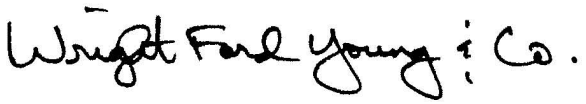

WRIGHT FORD YOUNG & CO.
Irvine, California
October 6, 2026

CALPRIVATE BANK 401(k) PLAN

STATEMENTS OF NET ASSETS AVAILABLE FOR BENEFITS

DECEMBER 31, 2025 AND 2024

	2025	2024
ASSETS:		
Investments, at fair value:		
Registered investment companies	$ 26,419,965	$ 18,033,973
Common/collective trust	1,198,005	1,048,449
Total investments	27,617,970	19,082,422
Receivables:		
Employer contributions	54,838	55,724
Notes receivable from participants	654,354	646,553
Total receivables	709,192	702,277
Total assets	28,327,162	19,784,699
LIABILITIES	-	-
NET ASSETS AVAILABLE FOR BENEFITS	$ 28,327,162	$ 19,784,699

See accompanying independent auditor's report and notes to the financial statements.

CALPRIVATE BANK 401(k) PLAN

STATEMENT OF CHANGES IN NET ASSETS AVAILABLE FOR BENEFITS

FOR THE YEAR ENDED DECEMBER 31, 2025

Additions to net assets attributed to:	
Investment earnings:	
Net appreciation in fair value of investments	$ 2,333,685
Dividend and interest income	1,224,305
Total investment earnings	3,557,990
Interest income on notes receivable from participants	67,853
Contributions:	
Participant	2,504,376
Employer	1,466,473
Rollover	3,052,702
Total contributions	7,023,551
Total additions	10,649,394
Deductions from net assets attributed to:	
Benefits paid to participants	2,036,812
Plan fees and administrative expenses, net	70,119
Total deductions	2,106,931
NET INCREASE	8,542,463
NET ASSETS AVAILABLE FOR BENEFITS, beginning of year	19,784,699
NET ASSETS AVAILABLE FOR BENEFITS, end of year	$ 28,327,162

See accompanying independent auditor's report and notes to the financial statements.

CALPRIVATE BANK 401(k) PLAN

NOTES TO FINANCIAL STATEMENTS

DECEMBER 31, 2025 AND 2024

1. DESCRIPTION OF PLAN

The following description of the CalPrivate Bank 401(k) Plan (the Plan) provides only general information. Participants should refer to the plan agreement for a more complete description of the Plan's provisions.

General

The Plan is a defined contribution plan covering substantially all employees of CalPrivate Bank (the Company). The Plan is subject to the provisions of the Employee Retirement Income Security Act of 1974 (ERISA), as amended. Employees are eligible to participate in the Plan upon completion of 90 days of service and will be automatically enrolled in the Plan at a 3% deferral rate unless they elect a different rate or choose to opt out. Eligible participants are subject to an automatic increase of 1% on the first day of each succeeding Plan year up to a maximum deferral rate of 5%.

Administration

The Plan is administered by the Company.

Contributions

Participants may elect to contribute up to 100% of eligible compensation as pre-tax, Roth, or after-tax contributions, not to exceed the limits of the Internal Revenue Code (IRC). Participants direct the investment of their contributions into various investment options offered by the Plan. Participants may also contribute amounts representing distributions from other qualified defined benefit or defined contribution plans.

During 2025, the Company made safe harbor matching contributions equal to 100% of the participant's deferral, up to the first 5% of compensation deferred. The Company may also make discretionary profit sharing contributions as determined annually by the Board of Directors. For the year ended December 31, 2025, the Company made no discretionary profit sharing contributions.

Participant Accounts

Each participant's account is credited with the participant's contributions, employer safe harbor matching contributions, allocations of the Company's profit sharing contributions, if any, and Plan earnings. Participant accounts may be charged with an allocation of administrative expenses that are paid by the Plan. Allocations are based on the participant's eligible compensation, participant contributions, investment elections, specific participant transactions and/or account balances, as defined. The benefit to which a participant is entitled is the benefit that can be provided from the participant's vested account.

1. DESCRIPTION OF PLAN – (Continued)

Payment of Benefits

On termination of service due to death, disability, retirement, or other reasons a participant may elect to receive a lump-sum amount equal to the value of the participant's vested interest in his or her account or partial withdrawals. Participants may also elect to rollover their account to another tax deferred account or remain in the Plan until they are legally required to begin taking distributions. All vested account balances not exceeding $1,000 may be immediately distributed in a lump-sum payment. All vested account balances exceeding $1,000, but not exceeding $7,000, may be rolled into an Individual Retirement Account. With the plan administrator's approval, participants may withdraw all or part of their aggregate contributions in the event of financial hardship.

Vesting

Participants are immediately vested in their salary deferral contributions, employer safe harbor matching and profit sharing contributions plus actual earnings thereon.

Forfeitures

Excess Company contributions will be forfeited and used to reduce future Company contributions or to pay Plan expenses. For the year ended December 31, 2025, Company contributions were reduced by $16,066 and Plan expenses were reduced by $1,923 from forfeited accounts. As of December 31, 2025 and 2024, the amount of available forfeitures totaled $83 and $19,524, respectively.

Notes Receivable from Participants

Participants may borrow from their fund accounts a minimum of $1,000 up to a maximum amount equal to the lesser of $50,000 or 50% of their vested account balance. Loan terms range from 1 to 5 years or within a reasonable period of time that is longer than 5 years for the purchase of a primary residence. The loans are secured by the balance in the participant's account. The interest rate will generally be the prime interest rate as reported by Thomson Reuters as of the last day of the preceding month plus two percent. Principal and interest are paid ratably through payroll deductions. A participant may have up to two loans outstanding at a time.

2. SUMMARY OF SIGNIFICANT ACCOUNTING POLICIES

Basis of Accounting

The financial statements of the Plan are prepared under the accrual method of accounting.

2. SUMMARY OF SIGNIFICANT ACCOUNTING POLICIES – (Continued)

Payment of Benefits

Benefits are recorded when paid.

Investment Valuation and Income Recognition

Investments are reported at fair value. Fair value is the price that would be received to sell an asset or paid to transfer a liability in an orderly transaction between market participants at the measurement date. See Note 3 for discussion of fair value measurements.

Purchases and sales of securities are recorded on a trade-date basis. Net appreciation includes the Plan's gains and losses on investments bought and sold as well as held during the period. Dividends are recorded on the ex-dividend date. Interest income is recorded on the accrual basis.

Notes Receivable from Participants

Notes receivable from participants are measured at their unpaid principal balance plus any accrued but unpaid interest. Interest income on notes receivable from participants is recorded on the accrual basis. Related fees are recorded as administrative fees and are expensed when they are incurred. No allowance for credit losses has been recorded as of December 31, 2025 or 2024. Delinquent participant loans are reclassified as distributions based upon the terms of the plan document.

Plan Fees and Administrative Expenses

Plan fees and administrative expenses are generally paid by the Plan, unless paid by the Company. Expenses that are paid by the Company are excluded from these financial statements. Certain transactional fees are charged directly to the participant's account and are included in administrative expenses.

Use of Estimates

The preparation of financial statements in conformity with accounting principles generally accepted in the United States of America requires management to make estimates and assumptions that affect the reported amounts of net assets available for benefits and disclosure of contingent assets and liabilities at the date of the financial statements and the reported amounts of changes in net assets available for benefits during the reporting period. Actual results could differ from those estimates.

2. SUMMARY OF SIGNIFICANT ACCOUNTING POLICIES – (Continued)

Subsequent Events

The Company has evaluated subsequent events through the date of the independent auditor's report, which is the date the accompanying financial statements were available to be issued.

3. FAIR VALUE MEASUREMENTS

The Financial Accounting Standards Board provides the framework for measuring fair value. That framework provides a fair value hierarchy that prioritizes the inputs to valuation techniques used to measure fair value. The hierarchy gives the highest priority to unadjusted quoted prices in active markets for identical assets or liabilities (level 1 measurements) and lowest priority to unobservable inputs (level 3 measurements). The three levels of the fair value hierarchy under this framework are described as follows:

Level 1 Inputs to the valuation methodology are unadjusted quoted prices for identical assets or liabilities in active markets that the Plan has the ability to access.

Level 2 Inputs to the valuation methodology include:

- quoted prices for similar assets or liabilities in active markets;
- quoted prices for identical or similar assets or liabilities in inactive markets;
- inputs other than quoted prices that are observable for the asset or liability;
- inputs that are derived principally from or corroborated by observable market data by correlation or other means.

If the asset or liability has a specified (contractual) term, the level 2 input must be observable for substantially the full term of the asset or liability.

Level 3 Inputs to the valuation methodology are unobservable and significant to the fair value measurement.

The asset or liability's fair value measurement level within the fair value hierarchy is based on the lowest level of any input that is significant to the fair value measurement. Valuation techniques used need to maximize the use of observable inputs and minimize the use of unobservable inputs.

Following is a description of the valuation methodologies used for assets measured at fair value. There have been no changes in the methodologies used at December 31, 2025 and 2024.

3. FAIR VALUE MEASUREMENTS – (Continued)

Registered investment companies: These investments are public investment vehicles valued using the net asset value (the NAV) provided by the administrator of the fund. The NAV is based on the value of the underlying assets owned by the fund, minus its liabilities, and then divided by the number of shares outstanding. The NAV is a quoted price in an active market and classified within level 1 of the valuation hierarchy.

Common/collective trust: Valued at NAV per share/unit reported at the close of business every day. Shares/units in common/collective trusts can be redeemed daily on demand. The NAV is used as a practical expedient to estimate fair value.

The preceding methods described may produce a fair value calculation that may not be indicative of net realizable value or reflective of future fair values. Furthermore, although the Plan believes its valuation method is appropriate and consistent with other market participants, the use of a different methodology or assumptions to determine the fair value of certain financial instruments could result in a different fair value measurement at the reporting date.

The following table sets forth by level, within the fair value hierarchy, the Plan's assets at fair value as of December 31, 2025 and 2024:

Description	Total	Level 1	Level 2	Level 3
December 31, 2025				
Registered investment companies	$ 26,419,965	$ 26,419,965	$ -	$ -
Total assets in fair value hierarchy	26,419,965	$ 26,419,965	$ -	$ -
Investment measured at net asset value[(a)]	1,198,005			
Total investments at fair value	$ 27,617,970			
December 31, 2024				
Registered investment companies	$ 18,033,973	$ 18,033,973	$ -	$ -
Total assets in fair value hierarchy	18,033,973	$ 18,033,973	$ -	$ -
Investment measured at net asset value[(a)]	1,048,449			
Total investments at fair value	$ 19,082,422			

(a) In accordance with Subtopic 820-10, certain investments that were measured at NAV per share (or its equivalent) as a practical expedient have not been classified in the fair value hierarchy. The fair value amounts presented in this table are intended to permit reconciliation of the fair value hierarchy to the line items presented in the statements of net assets available for benefits.

3. FAIR VALUE MEASUREMENTS – (Continued)

In regards to the classification of investment options offered by the Plan, there were no reclassifications in or out of levels 1, 2, and 3 during the year ended December 31, 2025. The nature, risks and investment objectives of the investments above, for which fair value is estimated using the NAV as a practical expedient, can be found in the Plan's enrollment literature. These investments can be redeemed immediately and without a redemption notification period. As of December 31, 2025, there were no unfunded commitments associated with any of these investments.

4. RISKS AND UNCERTAINTIES

The Plan invests in various investment securities. Investment securities are exposed to various risks such as interest rate, market, and credit risks. Due to the level of risk associated with certain investment securities, it is at least reasonably possible that changes in the values of investment securities will occur in the near term and that such changes could materially affect participants' account balances and the amounts reported in the statements of net assets available for benefits.

5. PLAN TERMINATION

Although it has not expressed any intent to do so, the Company has the right to terminate or amend the Plan at any time, subject to the provisions of ERISA.

6. INFORMATION CERTIFIED BY THE PLAN'S CUSTODIAN

The plan administrator has elected the method of compliance permitted by 29 CFR 2520.103-8 of the Department of Labor's Rules and Regulations for Reporting and Disclosure under ERISA. Accordingly, Fidelity Management Trust Company (Fidelity), the custodian of the Plan, has certified to the completeness and accuracy of:

- Investments and notes receivable from participants reflected on the accompanying statements of net assets available for benefits as of December 31, 2025 and 2024.
- Net appreciation in fair value of investments, dividend and interest income, and interest income on notes receivable from participants reflected on the accompanying statement of changes in net assets available for benefits for the year ended December 31, 2025.
- Investments and notes receivable from participants reflected on the schedule of assets (held at end of year).

7. TAX STATUS

The Company adopted a Non-Standardized Pre-Approved Profit Sharing Plan which received a favorable opinion letter from the Internal Revenue Service (IRS) on June 30, 2020, which stated that the Plan, as then designed, was in accordance with applicable sections of the IRC. The Plan has since been amended. The plan administrator believes the Plan is currently designed and being operated in compliance with the applicable requirements of the IRC. Therefore, no provision for income taxes has been included in the Plan's financial statements.

Accounting principles generally accepted in the United States of America require plan management to evaluate tax positions taken by the Plan and recognize a tax liability if the Plan has taken an uncertain tax position that more likely than not would not be sustained upon examination by the IRS. The plan administrator has analyzed the tax positions taken by the Plan, and has concluded that as of December 31, 2025, there are no uncertain positions taken or expected to be taken that would require recognition of a liability or disclosure in the financial statements. The Plan is subject to routine audits by taxing jurisdictions; however, there are currently no audits for any tax periods in progress.

8. PARTY-IN-INTEREST TRANSACTIONS

The Plan allows for transactions with certain parties who may perform services or have fiduciary responsibilities to the Plan. Certain Plan investments are managed by affiliates of Fidelity, the custodian and recordkeeper of the Plan. The Plan paid $70,119 in net contract administration fees during 2025. The Plan issues loans to participants, which are secured by the balances in the participants' accounts. The Company paid certain administrative expenses of the Plan, including recordkeeping fees. These transactions qualify as party in interest transactions for which a statutory exemption exists.

The Plan has an expense reimbursement credit arrangement with Fidelity, whereby Fidelity will credit the plan a specified percentage of its revenue on certain investments to offset certain Plan expenses. The agreement provides for the credits to be paid quarterly in arrears. The Plan received $7,348 in credits during 2025.

9. RECONCILIATION OF FINANCIAL STATEMENTS TO FORM 5500

The following is a reconciliation of net assets available for benefits per the financial statements to the Form 5500 at December 31, 2025 and 2024:

	2025	2024
Net assets available for benefits per the financial statements	$ 28,327,162	$ 19,784,699
Less employer contributions receivable per the financial statements	(54,838)	(55,724)
Net assets available for benefits per the Form 5500	$ 28,272,324	$ 19,728,975

9. RECONCILIATION OF FINANCIAL STATEMENTS TO FORM 5500 – (Continued)

The following is a reconciliation of total contributions per the financial statements to the Form 5500 for the year ended December 31, 2025:

Total contributions per the financial statements	$ 7,023,551
Add prior year employer contributions receivable per the financial statements	55,724
Less current year employer contributions receivable per the financial statements	(54,838)
Total contributions per the Form 5500	$7,024,437

Additionally, certain classification of investments may be reported differently on the Form 5500 than in these financial statements. An investment in a money market fund is classified as interest-bearing cash on the Form 5500 and as a registered investment company fund on the accompanying financial statements.

10. PROHIBITED TRANSACTIONS

During the Plan years ended December 31, 2025 and 2024, the plan sponsor inadvertently failed to deposit $96,713 and $6,089, respectively, of participant deferrals and repayments on notes receivable within the required timeframe as stated by ERISA. These deferrals and repayments on notes receivable were deposited beyond the earliest expected date on which assets could be segregated from the employer's assets. The U.S. Department of Labor considers late deposits to be prohibited transactions. The plan sponsor calculated lost earnings on these deferrals and repayments on notes receivable and deposited the lost earnings during 2025.

The plan sponsor has self-corrected these prohibited transactions and does not believe that these issues will have a material impact on the Plan's net assets available for benefits or the Plan's tax status.

CALPRIVATE BANK 401(k) PLAN
PLAN FEIN #75-3215795
PLAN #001
SCHEDULE H, LINE 4i - SCHEDULE OF ASSETS (HELD AT END OF YEAR)
DECEMBER 31, 2025

(a)	(b) Identity of issue, borrower, lessor or similar party	(c) Description of investment including maturity date, rate of interest, collateral, par, or maturity value	(d) Cost	(e) Current Value
	Registered Investment Companies			
	American Funds	American Balanced Fund	**	$ 2,262,868
	American Funds	EuroPacific Growth Fund	**	477,813
	American Funds	New World Fund	**	542,533
	American Funds	2010 Target Date Retirement Fund	**	166
	American Funds	2015 Target Date Retirement Fund	**	166
	American Funds	2020 Target Date Retirement Fund	**	2,556
	American Funds	2025 Target Date Retirement Fund	**	292,725
	American Funds	2030 Target Date Retirement Fund	**	600,946
	American Funds	2035 Target Date Retirement Fund	**	996,027
	American Funds	2040 Target Date Retirement Fund	**	2,226,814
	American Funds	2045 Target Date Retirement Fund	**	705,531
	American Funds	2050 Target Date Retirement Fund	**	889,553
	American Funds	2055 Target Date Retirement Fund	**	727,807
	American Funds	2060 Target Date Retirement Fund	**	208,692
	American Funds	2065 Target Date Retirement Fund	**	70,666
	American Century	Small Cap Value Fund	**	366,629
	BlackRock Advisors LLC	Strategic Global Bond K Fund	**	20,498
	Cohen & Steers	Real Estate Securities Fund	**	79,432
*	Fidelity Investments	Small Cap Index Fund	**	343,665
*	Fidelity Investments	500 Index Fund	**	7,695,180
*	Fidelity Investments	Mid Cap Index Fund	**	1,492,902
*	Fidelity Investments	Total Bond Fund	**	632,097
*	Fidelity Investments	Government Money Market Fund	**	212,178
	JPMorgan	Large Cap Growth Fund	**	1,731,317
	JPMorgan	Mid Cap Growth Fund	**	235,093
	Lord Abbett	Short Duration Income Fund	**	658,039
	Putnam	International Value Fund	**	777,190
	Putnam	Large Cap Value Fund	**	168,628
	PGIM Investments LLC	High-Yield Fund	**	767,089
	Vanguard	Developing Markets Index Fund	**	978,317
	Victory Sycamore	Established Value Fund	**	8,959
	Wasatch	Core Growth Institutional Fund	**	247,889
				26,419,965
	Common/Collective Trust			
	New York Life	Anchor CIT Fund	**	1,198,005
	Notes Receivable from Participants			
*	Participant Loans	Interest rates ranging from 5.25% - 10.50%	-	654,354
				$ 28,272,324

* A party-in-interest as defined by ERISA.

** Disclosure of this information is not required by the Department of Labor's Rules and Regulations for Reporting and Disclosure under ERISA when the account is participant directed.

See accompanying independent auditor's report and notes to the financial statements.

CALPRIVATE BANK 401(k) PLAN

PLAN FEIN #75-3215795

PLAN #001

SCHEDULE H, LINE 4a - SCHEDULE OF DELINQUENT PARTICIPANT CONTRIBUTIONS

FOR THE YEAR ENDED DECEMBER 31, 2025

Participant Contributions Transferred Late to Plan	Total that Constitute Nonexempt Prohibited Transactions			
Check here if Late Participant Loan Repayments are included: ☑	Contributions Not Corrected	Contributions Corrected Outside VFCP	Contributions Pending Correction in VFCP	Total Fully Corrected Under Voluntary Fiduciary Correction Program and Prohibited Transaction Exemption 2002-51
Year ended December 31, 2024				
$6,089		$6,089*		
Year ended December 31, 2025				
$96,713		$96,713*		

* Lost earnings were remitted to the Plan during 2025.

See accompanying independent auditor's report and notes to the financial statements.

CALPRIVATE BANK 401(k) PLAN

FINANCIAL STATEMENTS

DECEMBER 31, 2025 AND 2024

Wright Ford Young & Co.

Certified Public Accountants and Consultants, Inc.

CALPRIVATE BANK 401(k) PLAN

INDEX TO

FINANCIAL STATEMENTS AND SUPPLEMENTAL SCHEDULES

DECEMBER 31, 2025 AND 2024

	Page
Independent Auditor's Report ……	1 – 4
Financial Statements:	
Statement of Net Assets Available for Benefits as of December 31, 2025 and 2024 ……..	5
Statement of Changes in Net Assets Available for Benefits for the year ended December 31, 2025 ……..	6
Notes to the Financial Statements ……..	7 – 14
Supplemental Schedules:	
Schedule H, Line 4i – Schedule of Assets (Held at End of Year) ……	15
Schedule H, Line 4a – Schedule of Delinquent Participant Contributions ……..	16

Wright Ford Young & Co.
Certified Public Accountants and Consultants, Inc.

INDEPENDENT AUDITOR'S REPORT

To the Participants and Administrator of the
CalPrivate Bank 401(k) Plan:

Scope and Nature of the ERISA Section 103(a)(3)(C) Audit for the Financial Statements

We have performed the audits of the financial statements of the CalPrivate Bank 401(k) Plan (the Plan), an employee benefit plan subject to the Employee Retirement Income Security Act of 1974 (ERISA), as permitted by ERISA Section 103(a)(3)(C) (ERISA Section 103(a)(3)(C) audit). The financial statements comprise the statement of net assets available for benefits as of December 31, 2025 and 2024, and the related statement of changes in net assets available for benefits for the year ended December 31, 2025, and the related notes to the financial statements.

Management, having determined it is permissible in the circumstances, has elected to have the audits of the Plan's financial statements performed in accordance with ERISA Section 103(a)(3)(C) pursuant to 29 CFR 2520.103-8 of the Department of Labor's Rules and Regulations for Reporting and Disclosure under ERISA. As permitted by ERISA Section 103(a)(3)(C), our audits need not extend to any statements or information related to assets held for investment of the Plan (investment information) by a bank or similar institution or insurance carrier that is regulated, supervised, and subject to periodic examination by a state or federal agency, provided that the statements or information regarding assets so held are prepared and certified to by the bank or similar institution or insurance carrier in accordance with 29 CFR 2520.103-5 of the Department of Labor's Rules and Regulations for Reporting and Disclosure under ERISA (qualified institution).

Management has obtained certifications from a qualified institution as of December 31, 2025 and 2024 and for the year ended December 31, 2025, stating that the certified investment information, as described in Note 6 to the financial statements, is complete and accurate.

Opinion

In our opinion, based on our audits and on the procedures performed as described in the Auditor's Responsibilities for the Audit of the Financial Statements section:

- The amounts and disclosures in the financial statements, other than those agreed to or derived from the certified investment information, are presented fairly, in all material respects, in accordance with accounting principles generally accepted in the United States of America.
- The information in the financial statements related to assets held by and certified to by a qualified institution agrees to, or is derived from, in all material respects, the information prepared and certified by an institution that management determined meets the requirements of ERISA Section 103(a)(3)(C).

16140 Sand Canyon Avenue • Irvine, CA 92618 • (949) 910-CPAS (2727) • Fax (949) 910-2728

Basis for Opinion

We conducted our audits in accordance with auditing standards generally accepted in the United States of America (GAAS). Our responsibilities under those standards are further described in the Auditor's Responsibilities for the Audit of the Financial Statements section of our report. We are required to be independent of the Plan and to meet our other ethical responsibilities, in accordance with the relevant ethical requirements relating to our audits. We believe that the audit evidence we have obtained is sufficient and appropriate to provide a basis for our ERISA Section 103(a)(3)(C) audit opinion.

Responsibilities of Management for the Financial Statements

Management is responsible for the preparation and fair presentation of these financial statements in accordance with accounting principles generally accepted in the United States of America, and for the design, implementation, and maintenance of internal control relevant to the preparation and fair presentation of financial statements that are free from material misstatement, whether due to fraud or error. Management's election of the ERISA Section 103(a)(3)(C) audit does not affect management's responsibility for the financial statements.

In preparing the financial statements, management is required to evaluate whether there are conditions or events, considered in the aggregate, that raise substantial doubt about the Plan's ability to continue as a going concern for twelve months from the date these financial statements were issued.

Management is also responsible for maintaining a current plan instrument, including all plan amendments, administering the Plan, and determining that the Plan's transactions that are presented and disclosed in the financial statements are in conformity with the Plan's provisions, including maintaining sufficient records with respect to each of the participants, to determine the benefits due or which may become due to such participants.

Auditor's Responsibilities for the Audit of the Financial Statements

Except as described in the Scope and Nature of the ERISA Section 103(a)(3)(C) Audit for the Financial Statements section of our report, our objectives are to obtain reasonable assurance about whether the financial statements as a whole are free from material misstatement, whether due to fraud or error, and to issue an auditor's report that includes our opinion. Reasonable assurance is a high level of assurance but is not absolute assurance and therefore is not a guarantee that an audit conducted in accordance with GAAS will always detect a material misstatement when it exists. The risk of not detecting a material misstatement resulting from fraud is higher than for one resulting from error, as fraud may involve collusion, forgery, intentional omissions, misrepresentations, or the override of internal control. Misstatements are considered material if there is a substantial likelihood that, individually or in the aggregate, they would influence the judgment made by a reasonable user based on financial statements.

In performing an audit in accordance with GAAS, we:

- Exercise professional judgment and maintain professional skepticism throughout the audit.
- Identify and assess the risks of material misstatement of the financial statements, whether due to fraud or error, and design and perform audit procedures responsive to those risks.

Such procedures include examining, on a test basis, evidence regarding the amounts and disclosures in the financial statements.

- Obtain an understanding of internal control relevant to the audit in order to design audit procedures that are appropriate in the circumstances, but not for the purpose of expressing an opinion on the effectiveness of the Plan's internal control. Accordingly, no such opinion is expressed.
- Evaluate the appropriateness of accounting policies used and the reasonableness of significant accounting estimates made by management, as well as evaluate the overall presentation of the financial statements.
- Conclude whether, in our judgment, there are conditions or events, considered in the aggregate, that raise substantial doubt about the Plan's ability to continue as a going concern for a reasonable period of time.

Our audits did not extend to the certified investment information, except for obtaining and reading the certification, comparing the certified investment information with the related information presented and disclosed in the financial statements, and reading the disclosures relating to the certified investment information to assess whether they are in accordance with the presentation and disclosure requirements of accounting principles generally accepted in the United States of America.

Accordingly, the objective of an ERISA Section 103(a)(3)(C) audit is not to express an opinion about whether the financial statements as a whole are presented fairly, in all material respects, in accordance with accounting principles generally accepted in the United States of America.

We are required to communicate with those charged with governance regarding, among other matters, the planned scope and timing of the audit, significant audit findings, and certain internal control-related matters that we identified during the audit.

Other Matter — Supplemental Schedules Required by ERISA

The supplemental schedules, Schedule H, Line 4i – Schedule of Assets (Held at End of Year) and Schedule H, Line 4a – Schedule of Delinquent Participant Contributions, are presented for purposes of additional analysis and are not a required part of the financial statements but are supplementary information required by the Department of Labor's Rules and Regulations for Reporting and Disclosure under ERISA. Such information is the responsibility of management and was derived from and relates directly to the underlying accounting and other records used to prepare the financial statements. The information included in the supplemental schedules, other than that agreed to or derived from the certified investment information, has been subjected to auditing procedures applied in the audits of the financial statements and certain additional procedures, including comparing and reconciling such information directly to the underlying accounting and other records used to prepare the financial statements or to the financial statements themselves, and other additional procedures in accordance with GAAS. For information included in the supplemental schedules that agreed to or is derived from the certified investment information, we compared such information to the related certified investment information.

In forming our opinion on the supplemental schedules, we evaluated whether the supplemental schedules, other than the information agreed to or derived from the certified investment information, including their form and content, are presented in conformity with the Department of Labor's Rules and Regulations for Reporting and Disclosure under ERISA.

In our opinion:

- The form and content of the supplemental schedules, other than the information in the supplemental schedules that agreed to or is derived from the certified investment information, are presented, in all material respects, in conformity with the Department of Labor's Rules and Regulations for Reporting and Disclosure under ERISA.
- The information in the supplemental schedules related to assets held by and certified to by a qualified institution agrees to, or is derived from, in all material respects, the information prepared and certified by an institution that management determined meets the requirements of ERISA Section 103(a)(3)(C).

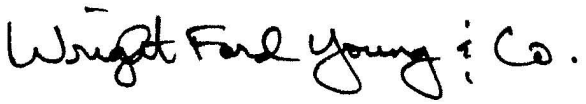

WRIGHT FORD YOUNG & CO.
Irvine, California
October 6, 2026

CALPRIVATE BANK 401(k) PLAN

STATEMENTS OF NET ASSETS AVAILABLE FOR BENEFITS

DECEMBER 31, 2025 AND 2024

	2025	2024
ASSETS:		
Investments, at fair value:		
Registered investment companies	$ 26,419,965	$ 18,033,973
Common/collective trust	1,198,005	1,048,449
Total investments	27,617,970	19,082,422
Receivables:		
Employer contributions	54,838	55,724
Notes receivable from participants	654,354	646,553
Total receivables	709,192	702,277
Total assets	28,327,162	19,784,699
LIABILITIES	-	-
NET ASSETS AVAILABLE FOR BENEFITS	$ 28,327,162	$ 19,784,699

See accompanying independent auditor's report and notes to the financial statements.

CALPRIVATE BANK 401(k) PLAN

STATEMENT OF CHANGES IN NET ASSETS AVAILABLE FOR BENEFITS

FOR THE YEAR ENDED DECEMBER 31, 2025

Additions to net assets attributed to:	
Investment earnings:	
Net appreciation in fair value of investments	$ 2,333,685
Dividend and interest income	1,224,305
Total investment earnings	3,557,990
Interest income on notes receivable from participants	67,853
Contributions:	
Participant	2,504,376
Employer	1,466,473
Rollover	3,052,702
Total contributions	7,023,551
Total additions	10,649,394
Deductions from net assets attributed to:	
Benefits paid to participants	2,036,812
Plan fees and administrative expenses, net	70,119
Total deductions	2,106,931
NET INCREASE	8,542,463
NET ASSETS AVAILABLE FOR BENEFITS, beginning of year	19,784,699
NET ASSETS AVAILABLE FOR BENEFITS, end of year	$ 28,327,162

See accompanying independent auditor's report and notes to the financial statements.

CALPRIVATE BANK 401(k) PLAN

NOTES TO FINANCIAL STATEMENTS

DECEMBER 31, 2025 AND 2024

1. DESCRIPTION OF PLAN

The following description of the CalPrivate Bank 401(k) Plan (the Plan) provides only general information. Participants should refer to the plan agreement for a more complete description of the Plan's provisions.

General

The Plan is a defined contribution plan covering substantially all employees of CalPrivate Bank (the Company). The Plan is subject to the provisions of the Employee Retirement Income Security Act of 1974 (ERISA), as amended. Employees are eligible to participate in the Plan upon completion of 90 days of service and will be automatically enrolled in the Plan at a 3% deferral rate unless they elect a different rate or choose to opt out. Eligible participants are subject to an automatic increase of 1% on the first day of each succeeding Plan year up to a maximum deferral rate of 5%.

Administration

The Plan is administered by the Company.

Contributions

Participants may elect to contribute up to 100% of eligible compensation as pre-tax, Roth, or after-tax contributions, not to exceed the limits of the Internal Revenue Code (IRC). Participants direct the investment of their contributions into various investment options offered by the Plan. Participants may also contribute amounts representing distributions from other qualified defined benefit or defined contribution plans.

During 2025, the Company made safe harbor matching contributions equal to 100% of the participant's deferral, up to the first 5% of compensation deferred. The Company may also make discretionary profit sharing contributions as determined annually by the Board of Directors. For the year ended December 31, 2025, the Company made no discretionary profit sharing contributions.

Participant Accounts

Each participant's account is credited with the participant's contributions, employer safe harbor matching contributions, allocations of the Company's profit sharing contributions, if any, and Plan earnings. Participant accounts may be charged with an allocation of administrative expenses that are paid by the Plan. Allocations are based on the participant's eligible compensation, participant contributions, investment elections, specific participant transactions and/or account balances, as defined. The benefit to which a participant is entitled is the benefit that can be provided from the participant's vested account.

1. DESCRIPTION OF PLAN – (Continued)

Payment of Benefits

On termination of service due to death, disability, retirement, or other reasons a participant may elect to receive a lump-sum amount equal to the value of the participant's vested interest in his or her account or partial withdrawals. Participants may also elect to rollover their account to another tax deferred account or remain in the Plan until they are legally required to begin taking distributions. All vested account balances not exceeding $1,000 may be immediately distributed in a lump-sum payment. All vested account balances exceeding $1,000, but not exceeding $7,000, may be rolled into an Individual Retirement Account. With the plan administrator's approval, participants may withdraw all or part of their aggregate contributions in the event of financial hardship.

Vesting

Participants are immediately vested in their salary deferral contributions, employer safe harbor matching and profit sharing contributions plus actual earnings thereon.

Forfeitures

Excess Company contributions will be forfeited and used to reduce future Company contributions or to pay Plan expenses. For the year ended December 31, 2025, Company contributions were reduced by $16,066 and Plan expenses were reduced by $1,923 from forfeited accounts. As of December 31, 2025 and 2024, the amount of available forfeitures totaled $83 and $19,524, respectively.

Notes Receivable from Participants

Participants may borrow from their fund accounts a minimum of $1,000 up to a maximum amount equal to the lesser of $50,000 or 50% of their vested account balance. Loan terms range from 1 to 5 years or within a reasonable period of time that is longer than 5 years for the purchase of a primary residence. The loans are secured by the balance in the participant's account. The interest rate will generally be the prime interest rate as reported by Thomson Reuters as of the last day of the preceding month plus two percent. Principal and interest are paid ratably through payroll deductions. A participant may have up to two loans outstanding at a time.

2. SUMMARY OF SIGNIFICANT ACCOUNTING POLICIES

Basis of Accounting

The financial statements of the Plan are prepared under the accrual method of accounting.

2. SUMMARY OF SIGNIFICANT ACCOUNTING POLICIES – (Continued)

Payment of Benefits

Benefits are recorded when paid.

Investment Valuation and Income Recognition

Investments are reported at fair value. Fair value is the price that would be received to sell an asset or paid to transfer a liability in an orderly transaction between market participants at the measurement date. See Note 3 for discussion of fair value measurements.

Purchases and sales of securities are recorded on a trade-date basis. Net appreciation includes the Plan's gains and losses on investments bought and sold as well as held during the period. Dividends are recorded on the ex-dividend date. Interest income is recorded on the accrual basis.

Notes Receivable from Participants

Notes receivable from participants are measured at their unpaid principal balance plus any accrued but unpaid interest. Interest income on notes receivable from participants is recorded on the accrual basis. Related fees are recorded as administrative fees and are expensed when they are incurred. No allowance for credit losses has been recorded as of December 31, 2025 or 2024. Delinquent participant loans are reclassified as distributions based upon the terms of the plan document.

Plan Fees and Administrative Expenses

Plan fees and administrative expenses are generally paid by the Plan, unless paid by the Company. Expenses that are paid by the Company are excluded from these financial statements. Certain transactional fees are charged directly to the participant's account and are included in administrative expenses.

Use of Estimates

The preparation of financial statements in conformity with accounting principles generally accepted in the United States of America requires management to make estimates and assumptions that affect the reported amounts of net assets available for benefits and disclosure of contingent assets and liabilities at the date of the financial statements and the reported amounts of changes in net assets available for benefits during the reporting period. Actual results could differ from those estimates.

2. SUMMARY OF SIGNIFICANT ACCOUNTING POLICIES – (Continued)

Subsequent Events

The Company has evaluated subsequent events through the date of the independent auditor's report, which is the date the accompanying financial statements were available to be issued.

3. FAIR VALUE MEASUREMENTS

The Financial Accounting Standards Board provides the framework for measuring fair value. That framework provides a fair value hierarchy that prioritizes the inputs to valuation techniques used to measure fair value. The hierarchy gives the highest priority to unadjusted quoted prices in active markets for identical assets or liabilities (level 1 measurements) and lowest priority to unobservable inputs (level 3 measurements). The three levels of the fair value hierarchy under this framework are described as follows:

Level 1 Inputs to the valuation methodology are unadjusted quoted prices for identical assets or liabilities in active markets that the Plan has the ability to access.

Level 2 Inputs to the valuation methodology include:

- quoted prices for similar assets or liabilities in active markets;
- quoted prices for identical or similar assets or liabilities in inactive markets;
- inputs other than quoted prices that are observable for the asset or liability;
- inputs that are derived principally from or corroborated by observable market data by correlation or other means.

If the asset or liability has a specified (contractual) term, the level 2 input must be observable for substantially the full term of the asset or liability.

Level 3 Inputs to the valuation methodology are unobservable and significant to the fair value measurement.

The asset or liability's fair value measurement level within the fair value hierarchy is based on the lowest level of any input that is significant to the fair value measurement. Valuation techniques used need to maximize the use of observable inputs and minimize the use of unobservable inputs.

Following is a description of the valuation methodologies used for assets measured at fair value. There have been no changes in the methodologies used at December 31, 2025 and 2024.

3. FAIR VALUE MEASUREMENTS – (Continued)

Registered investment companies: These investments are public investment vehicles valued using the net asset value (the NAV) provided by the administrator of the fund. The NAV is based on the value of the underlying assets owned by the fund, minus its liabilities, and then divided by the number of shares outstanding. The NAV is a quoted price in an active market and classified within level 1 of the valuation hierarchy.

Common/collective trust: Valued at NAV per share/unit reported at the close of business every day. Shares/units in common/collective trusts can be redeemed daily on demand. The NAV is used as a practical expedient to estimate fair value.

The preceding methods described may produce a fair value calculation that may not be indicative of net realizable value or reflective of future fair values. Furthermore, although the Plan believes its valuation method is appropriate and consistent with other market participants, the use of a different methodology or assumptions to determine the fair value of certain financial instruments could result in a different fair value measurement at the reporting date.

The following table sets forth by level, within the fair value hierarchy, the Plan's assets at fair value as of December 31, 2025 and 2024:

Description	Total	Level 1	Level 2	Level 3
December 31, 2025				
Registered investment companies	$ 26,419,965	$ 26,419,965	$ -	$ -
Total assets in fair value hierarchy	26,419,965	$ 26,419,965	$ -	$ -
Investment measured at net asset value[(a)]	1,198,005			
Total investments at fair value	$ 27,617,970			
December 31, 2024				
Registered investment companies	$ 18,033,973	$ 18,033,973	$ -	$ -
Total assets in fair value hierarchy	18,033,973	$ 18,033,973	$ -	$ -
Investment measured at net asset value[(a)]	1,048,449			
Total investments at fair value	$ 19,082,422			

(a) In accordance with Subtopic 820-10, certain investments that were measured at NAV per share (or its equivalent) as a practical expedient have not been classified in the fair value hierarchy. The fair value amounts presented in this table are intended to permit reconciliation of the fair value hierarchy to the line items presented in the statements of net assets available for benefits.

3. FAIR VALUE MEASUREMENTS – (Continued)

In regards to the classification of investment options offered by the Plan, there were no reclassifications in or out of levels 1, 2, and 3 during the year ended December 31, 2025. The nature, risks and investment objectives of the investments above, for which fair value is estimated using the NAV as a practical expedient, can be found in the Plan's enrollment literature. These investments can be redeemed immediately and without a redemption notification period. As of December 31, 2025, there were no unfunded commitments associated with any of these investments.

4. RISKS AND UNCERTAINTIES

The Plan invests in various investment securities. Investment securities are exposed to various risks such as interest rate, market, and credit risks. Due to the level of risk associated with certain investment securities, it is at least reasonably possible that changes in the values of investment securities will occur in the near term and that such changes could materially affect participants' account balances and the amounts reported in the statements of net assets available for benefits.

5. PLAN TERMINATION

Although it has not expressed any intent to do so, the Company has the right to terminate or amend the Plan at any time, subject to the provisions of ERISA.

6. INFORMATION CERTIFIED BY THE PLAN'S CUSTODIAN

The plan administrator has elected the method of compliance permitted by 29 CFR 2520.103-8 of the Department of Labor's Rules and Regulations for Reporting and Disclosure under ERISA. Accordingly, Fidelity Management Trust Company (Fidelity), the custodian of the Plan, has certified to the completeness and accuracy of:

- Investments and notes receivable from participants reflected on the accompanying statements of net assets available for benefits as of December 31, 2025 and 2024.
- Net appreciation in fair value of investments, dividend and interest income, and interest income on notes receivable from participants reflected on the accompanying statement of changes in net assets available for benefits for the year ended December 31, 2025.
- Investments and notes receivable from participants reflected on the schedule of assets (held at end of year).

7. TAX STATUS

The Company adopted a Non-Standardized Pre-Approved Profit Sharing Plan which received a favorable opinion letter from the Internal Revenue Service (IRS) on June 30, 2020, which stated that the Plan, as then designed, was in accordance with applicable sections of the IRC. The Plan has since been amended. The plan administrator believes the Plan is currently designed and being operated in compliance with the applicable requirements of the IRC. Therefore, no provision for income taxes has been included in the Plan's financial statements.

Accounting principles generally accepted in the United States of America require plan management to evaluate tax positions taken by the Plan and recognize a tax liability if the Plan has taken an uncertain tax position that more likely than not would not be sustained upon examination by the IRS. The plan administrator has analyzed the tax positions taken by the Plan, and has concluded that as of December 31, 2025, there are no uncertain positions taken or expected to be taken that would require recognition of a liability or disclosure in the financial statements. The Plan is subject to routine audits by taxing jurisdictions; however, there are currently no audits for any tax periods in progress.

8. PARTY-IN-INTEREST TRANSACTIONS

The Plan allows for transactions with certain parties who may perform services or have fiduciary responsibilities to the Plan. Certain Plan investments are managed by affiliates of Fidelity, the custodian and recordkeeper of the Plan. The Plan paid $70,119 in net contract administration fees during 2025. The Plan issues loans to participants, which are secured by the balances in the participants' accounts. The Company paid certain administrative expenses of the Plan, including recordkeeping fees. These transactions qualify as party in interest transactions for which a statutory exemption exists.

The Plan has an expense reimbursement credit arrangement with Fidelity, whereby Fidelity will credit the plan a specified percentage of its revenue on certain investments to offset certain Plan expenses. The agreement provides for the credits to be paid quarterly in arrears. The Plan received $7,348 in credits during 2025.

9. RECONCILIATION OF FINANCIAL STATEMENTS TO FORM 5500

The following is a reconciliation of net assets available for benefits per the financial statements to the Form 5500 at December 31, 2025 and 2024:

	2025	2024
Net assets available for benefits per the financial statements	$ 28,327,162	$ 19,784,699
Less employer contributions receivable per the financial statements	(54,838)	(55,724)
Net assets available for benefits per the Form 5500	$ 28,272,324	$ 19,728,975

9. RECONCILIATION OF FINANCIAL STATEMENTS TO FORM 5500 – (Continued)

The following is a reconciliation of total contributions per the financial statements to the Form 5500 for the year ended December 31, 2025:

Total contributions per the financial statements	$ 7,023,551
Add prior year employer contributions receivable per the financial statements	55,724
Less current year employer contributions receivable per the financial statements	(54,838)
Total contributions per the Form 5500	$7,024,437

Additionally, certain classification of investments may be reported differently on the Form 5500 than in these financial statements. An investment in a money market fund is classified as interest-bearing cash on the Form 5500 and as a registered investment company fund on the accompanying financial statements.

10. PROHIBITED TRANSACTIONS

During the Plan years ended December 31, 2025 and 2024, the plan sponsor inadvertently failed to deposit $96,713 and $6,089, respectively, of participant deferrals and repayments on notes receivable within the required timeframe as stated by ERISA. These deferrals and repayments on notes receivable were deposited beyond the earliest expected date on which assets could be segregated from the employer's assets. The U.S. Department of Labor considers late deposits to be prohibited transactions. The plan sponsor calculated lost earnings on these deferrals and repayments on notes receivable and deposited the lost earnings during 2025.

The plan sponsor has self-corrected these prohibited transactions and does not believe that these issues will have a material impact on the Plan's net assets available for benefits or the Plan's tax status.

CALPRIVATE BANK 401(k) PLAN
PLAN FEIN #75-3215795
PLAN #001
SCHEDULE H, LINE 4i - SCHEDULE OF ASSETS (HELD AT END OF YEAR)
DECEMBER 31, 2025

(a)	(b) Identity of issue, borrower, lessor or similar party	(c) Description of investment including maturity date, rate of interest, collateral, par, or maturity value	(d) Cost	(e) Current Value
	Registered Investment Companies			
	American Funds	American Balanced Fund	**	$ 2,262,868
	American Funds	EuroPacific Growth Fund	**	477,813
	American Funds	New World Fund	**	542,533
	American Funds	2010 Target Date Retirement Fund	**	166
	American Funds	2015 Target Date Retirement Fund	**	166
	American Funds	2020 Target Date Retirement Fund	**	2,556
	American Funds	2025 Target Date Retirement Fund	**	292,725
	American Funds	2030 Target Date Retirement Fund	**	600,946
	American Funds	2035 Target Date Retirement Fund	**	996,027
	American Funds	2040 Target Date Retirement Fund	**	2,226,814
	American Funds	2045 Target Date Retirement Fund	**	705,531
	American Funds	2050 Target Date Retirement Fund	**	889,553
	American Funds	2055 Target Date Retirement Fund	**	727,807
	American Funds	2060 Target Date Retirement Fund	**	208,692
	American Funds	2065 Target Date Retirement Fund	**	70,666
	American Century	Small Cap Value Fund	**	366,629
	BlackRock Advisors LLC	Strategic Global Bond K Fund	**	20,498
	Cohen & Steers	Real Estate Securities Fund	**	79,432
*	Fidelity Investments	Small Cap Index Fund	**	343,665
*	Fidelity Investments	500 Index Fund	**	7,695,180
*	Fidelity Investments	Mid Cap Index Fund	**	1,492,902
*	Fidelity Investments	Total Bond Fund	**	632,097
*	Fidelity Investments	Government Money Market Fund	**	212,178
	JPMorgan	Large Cap Growth Fund	**	1,731,317
	JPMorgan	Mid Cap Growth Fund	**	235,093
	Lord Abbett	Short Duration Income Fund	**	658,039
	Putnam	International Value Fund	**	777,190
	Putnam	Large Cap Value Fund	**	168,628
	PGIM Investments LLC	High-Yield Fund	**	767,089
	Vanguard	Developing Markets Index Fund	**	978,317
	Victory Sycamore	Established Value Fund	**	8,959
	Wasatch	Core Growth Institutional Fund	**	247,889
				26,419,965
	Common/Collective Trust			
	New York Life	Anchor CIT Fund	**	1,198,005
	Notes Receivable from Participants			
*	Participant Loans	Interest rates ranging from 5.25% - 10.50%	-	654,354
				$ 28,272,324

* A party-in-interest as defined by ERISA.

** Disclosure of this information is not required by the Department of Labor's Rules and Regulations for Reporting and Disclosure under ERISA when the account is participant directed.

See accompanying independent auditor's report and notes to the financial statements.

CALPRIVATE BANK 401(k) PLAN

PLAN FEIN #75-3215795

PLAN #001

SCHEDULE H, LINE 4a - SCHEDULE OF DELINQUENT PARTICIPANT CONTRIBUTIONS

FOR THE YEAR ENDED DECEMBER 31, 2025

Participant Contributions Transferred Late to Plan	Total that Constitute Nonexempt Prohibited Transactions			
Check here if Late Participant Loan Repayments are included: ☑	Contributions Not Corrected	Contributions Corrected Outside VFCP	Contributions Pending Correction in VFCP	Total Fully Corrected Under Voluntary Fiduciary Correction Program and Prohibited Transaction Exemption 2002-51
Year ended December 31, 2024				
$6,089		$6,089*		
Year ended December 31, 2025				
$96,713		$96,713*		

* Lost earnings were remitted to the Plan during 2025.

See accompanying independent auditor's report and notes to the financial statements.