Form 5500

Department of the Treasury
Internal Revenue Service

Department of Labor
Employee Benefits Security Administration

Pension Benefit Guaranty Corporation

Annual Return/Report of Employee Benefit Plan

This form is required to be filed for employee benefit plans under sections 104 and 4065 of the Employee Retirement Income Security Act of 1974 (ERISA) and sections 6057(b) and 6058(a) of the Internal Revenue Code (the Code).

▶ **Complete all entries in accordance with the instructions to the Form 5500.**

OMB Nos. 1210-0110
1210-0089

2025

This Form is Open to Public Inspection

Part I Annual Report Identification Information

For calendar plan year 2025 or fiscal plan year beginning 01/01/2025 and ending 12/31/2025

A This return/report is for:
- [ ] a multiemployer plan
- [ ] a multiple-employer plan (Filers checking this box must provide participating employer information in accordance with the form instructions.)
- [X] a single-employer plan
- [ ] a DFE (specify) _____

B This return/report is:
- [ ] the first return/report
- [ ] the final return/report
- [ ] an amended return/report
- [ ] a short plan year return/report (less than 12 months)

C If the plan is a collectively-bargained plan, check here. . . . . ▶ [ ]

D Check box if filing under:
- [X] Form 5558
- [ ] automatic extension
- [ ] the DFVC program
- [ ] special extension (enter description)

E If this is a retroactively adopted plan permitted by SECURE Act section 201, check here. . . . . ▶ [ ]

Part II Basic Plan Information—enter all requested information

1a Name of plan
MARQUETTE MANAGEMENT EMPLOYEES' 401(K) RETIREMENT PLAN

1b Three-digit plan number (PN) ▶ 001

1c Effective date of plan 01/01/1998

2a Plan sponsor's name (employer, if for a single-employer plan)
Mailing address (include room, apt., suite no. and street, or P.O. Box)
City or town, state or province, country, and ZIP or foreign postal code (if foreign, see instructions)
MARQUETTE MANAGEMENT, INC.

135 WATER STREET, 4TH FLOOR
NAPERVILLE, IL 60540

2b Employer Identification Number (EIN)
36-3743825

2c Plan Sponsor's telephone number
630-320-0552

2d Business code (see instructions)
531310

Caution: A penalty for the late or incomplete filing of this return/report will be assessed unless reasonable cause is established.

Under penalties of perjury and other penalties set forth in the instructions, I declare that I have examined this return/report, including accompanying schedules, statements and attachments, as well as the electronic version of this return/report, and to the best of my knowledge and belief, it is true, correct, and complete.

SIGN HERE	Filed with authorized/valid electronic signature.	10/14/2026	SANDRA HOHENSTEIN
	Signature of plan administrator	Date	Enter name of individual signing as plan administrator
SIGN HERE			
	Signature of employer/plan sponsor	Date	Enter name of individual signing as employer or plan sponsor
SIGN HERE			
	Signature of DFE	Date	Enter name of individual signing as DFE

3a	Plan administrator's name and address [X] Same as Plan Sponsor	**3b**	Administrator's EIN
		3c	Administrator's telephone number
4	If the name and/or EIN of the plan sponsor or the plan name has changed since the last return/report filed for this plan, enter the plan sponsor's name, EIN, the plan name and the plan number from the last return/report:	**4b**	EIN
a	Sponsor's name	**4d**	PN
c	Plan Name		

5	Total number of participants at the beginning of the plan year	**5**	430
6	Number of participants as of the end of the plan year unless otherwise stated (welfare plans complete only lines **6a(1), 6a(2), 6b, 6c,** and **6d**).		
a(1)	Total number of active participants at the beginning of the plan year	**6a(1)**	301
a(2)	Total number of active participants at the end of the plan year	**6a(2)**	250
b	Retired or separated participants receiving benefits	**6b**	0
c	Other retired or separated participants entitled to future benefits	**6c**	157
d	Subtotal. Add lines **6a(2)**, **6b**, and **6c**.	**6d**	407
e	Deceased participants whose beneficiaries are receiving or are entitled to receive benefits.	**6e**	0
f	Total. Add lines **6d** and **6e**.	**6f**	407
g(1)	Number of participants with account balances as of the beginning of the plan year (only defined contribution plans complete this item)	**6g(1)**	281
g(2)	Number of participants with account balances as of the end of the plan year (only defined contribution plans complete this item)	**6g(2)**	309
h	Number of participants who terminated employment during the plan year with accrued benefits that were less than 100% vested.	**6h**	11
7	Enter the total number of employers obligated to contribute to the plan (only multiemployer plans complete this item)	**7**	

8a If the plan provides pension benefits, enter the applicable pension feature codes from the List of Plan Characteristic Codes in the instructions:

2E 2F 2G 2J 2K 3D

b If the plan provides welfare benefits, enter the applicable welfare feature codes from the List of Plan Characteristic Codes in the instructions:

9a Plan funding arrangement (check all that apply)		**9b** Plan benefit arrangement (check all that apply)	
(1)	[X] Insurance	**(1)**	[X] Insurance
(2)	[ ] Code section 412(e)(3) insurance contracts	**(2)**	[ ] Code section 412(e)(3) insurance contracts
(3)	[ ] Trust	**(3)**	[ ] Trust
(4)	[ ] General assets of the sponsor	**(4)**	[ ] General assets of the sponsor

10 Check all applicable boxes in 10a and 10b to indicate which schedules are attached, and, where indicated, enter the number attached. (See instructions)

a Pension Schedules

- **(1)** [X] **R** (Retirement Plan Information)
- **(2)** [ ] **MB** (Multiemployer Defined Benefit Plan and Certain Money Purchase Plan Actuarial Information) - signed by the plan actuary
- **(3)** [ ] **SB** (Single-Employer Defined Benefit Plan Actuarial Information) - signed by the plan actuary
- **(4)** [ ] **DCG** (Individual Plan Information) – Number Attached _____
- **(5)** [ ] **MEP** (Multiple-Employer Retirement Plan Information)

b General Schedules

- **(1)** [X] **H** (Financial Information)
- **(2)** [ ] **I** (Financial Information – Small Plan)
- **(3)** [X] **A** (Insurance Information) – Number Attached 1
- **(4)** [X] **C** (Service Provider Information)
- **(5)** [X] **D** (DFE/Participating Plan Information)
- **(6)** [ ] **G** (Financial Transaction Schedules)

Part III Form M-1 Compliance Information (to be completed by welfare benefit plans)

11a If the plan provides welfare benefits, was the plan subject to the Form M-1 filing requirements during the plan year? (See instructions and 29 CFR 2520.101-2.) ..... ☐ Yes ☐ No

If "Yes" is checked, complete lines 11b and 11c.

11b Is the plan currently in compliance with the Form M-1 filing requirements? (See instructions and 29 CFR 2520.101-2.) ..... ☐ Yes ☐ No

11c Enter the Receipt Confirmation Code for the 2025 Form M-1 annual report. If the plan was not required to file the 2025 Form M-1 annual report, enter the Receipt Confirmation Code for the most recent Form M-1 that was required to be filed under the Form M-1 filing requirements. (Failure to enter a valid Receipt Confirmation Code will subject the Form 5500 filing to rejection as incomplete.)

Receipt Confirmation Code_____

SCHEDULE A (Form 5500)

Department of the Treasury
Internal Revenue Service

Department of Labor
Employee Benefits Security Administration

Pension Benefit Guaranty Corporation

Insurance Information

This schedule is required to be filed under section 104 of the Employee Retirement Income Security Act of 1974 (ERISA).

▶ **File as an attachment to Form 5500.**

▶ Insurance companies are required to provide the information pursuant to ERISA section 103(a)(2).

OMB No. 1210-0110

2025

This Form is Open to Public Inspection

For calendar plan year 2025 or fiscal plan year beginning 01/01/2025 and ending 12/31/2025

A Name of plan
MARQUETTE MANAGEMENT EMPLOYEES' 401(K) RETIREMENT PLAN

B Three-digit plan number (PN) ▶ 001

C Plan sponsor's name as shown on line 2a of Form 5500
MARQUETTE MANAGEMENT, INC.

D Employer Identification Number (EIN)
36-3743825

Part I **Information Concerning Insurance Contract Coverage, Fees, and Commissions** Provide information for each contract on a separate Schedule A. Individual contracts grouped as a unit in Parts II and III can be reported on a single Schedule A.

1 Coverage Information:

(a) Name of insurance carrier
JOHN HANCOCK USA

(b) EIN	(c) NAIC code	(d) Contract or identification number	(e) Approximate number of persons covered at end of policy or contract year	Policy or contract year	
				(f) From	(g) To
01-0233346	65838	54648	309	01/01/2025	12/31/2025

2 Insurance fee and commission information. Enter the total fees and total commissions paid. List in line 3 the agents, brokers, and other persons in descending order of the amount paid.

(a) Total amount of commissions paid	(b) Total amount of fees paid
0	1325

3 Persons receiving commissions and fees. (Complete as many entries as needed to report all persons).

(a) Name and address of the agent, broker, or other person to whom commissions or fees were paid
DOWELL GROUP LLP

(b) Amount of sales and base commissions paid	Fees and other commissions paid		(e) Organization code
	(c) Amount	(d) Purpose	
	1325	LOAN AND PLAN PROCESSING	5

(a) Name and address of the agent, broker, or other person to whom commissions or fees were paid

(b) Amount of sales and base commissions paid	Fees and other commissions paid		(e) Organization code
	(c) Amount	(d) Purpose	

(a) Name and address of the agent, broker, or other person to whom commissions or fees were paid

(b) Amount of sales and base commissions paid	Fees and other commissions paid		**(e)** Organization code
	(c) Amount	**(d)** Purpose	

(a) Name and address of the agent, broker, or other person to whom commissions or fees were paid

(b) Amount of sales and base commissions paid	Fees and other commissions paid		**(e)** Organization code
	(c) Amount	**(d)** Purpose	

(a) Name and address of the agent, broker, or other person to whom commissions or fees were paid

(b) Amount of sales and base commissions paid	Fees and other commissions paid		**(e)** Organization code
	(c) Amount	**(d)** Purpose	

(a) Name and address of the agent, broker, or other person to whom commissions or fees were paid

(b) Amount of sales and base commissions paid	Fees and other commissions paid		**(e)** Organization code
	(c) Amount	**(d)** Purpose	

(a) Name and address of the agent, broker, or other person to whom commissions or fees were paid

(b) Amount of sales and base commissions paid	Fees and other commissions paid		**(e)** Organization code
	(c) Amount	**(d)** Purpose	

Part II Investment and Annuity Contract Information

Where individual contracts are provided, the entire group of such individual contracts with each carrier may be treated as a unit for purposes of this report.

4	Current value of plan's interest under this contract in the general account at year end	4	
5	Current value of plan's interest under this contract in separate accounts at year end	5	16526329

6 Contracts With Allocated Funds:

a State the basis of premium rates ▶

b	Premiums paid to carrier	6b	
c	Premiums due but unpaid at the end of the year	6c	
d	If the carrier, service, or other organization incurred any specific costs in connection with the acquisition or retention of the contract or policy, enter amount. Specify nature of costs ▶	6d	

e Type of contract: (1) ☐ individual policies (2) ☐ group deferred annuity (3) ☐ other (specify) ▶

f If contract purchased, in whole or in part, to distribute benefits from a terminating plan, check here ▶ ☐

7 Contracts With Unallocated Funds (Do not include portions of these contracts maintained in separate accounts)

a Type of contract: (1) ☐ deposit administration (2) ☐ immediate participation guarantee (3) ☐ guaranteed investment (4) ☒ other ▶ GUARANTEED INTEREST

b	Balance at the end of the previous year			7b	0
c	Additions: (1) Contributions deposited during the year	7c(1)			
	(2) Dividends and credits	7c(2)			
	(3) Interest credited during the year	7c(3)			
	(4) Transferred from separate account	7c(4)			
	(5) Other (specify below) ▶	7c(5)			
	(6) Total additions			7c(6)	0
d	Total of balance and additions (add lines **7b** and **7c(6)**)			7d	0
e	Deductions:				
	(1) Disbursed from fund to pay benefits or purchase annuities during year	7e(1)			
	(2) Administration charge made by carrier	7e(2)			
	(3) Transferred to separate account	7e(3)			
	(4) Other (specify below) ▶	7e(4)			
	(5) Total deductions			7e(5)	0
f	Balance at the end of the current year (subtract line **7e(5)** from line **7d**)			7f	0

Part III Welfare Benefit Contract Information

If more than one contract covers the same group of employees of the same employer(s) or members of the same employee organizations(s), the information may be combined for reporting purposes if such contracts are experience-rated as a unit. Where contracts cover individual employees, the entire group of such individual contracts with each carrier may be treated as a unit for purposes of this report.

8 Benefit and contract type (check all applicable boxes)

- **a** ☐ Health (other than dental or vision)
- **b** ☐ Dental
- **c** ☐ Vision
- **d** ☐ Life insurance
- **e** ☐ Temporary disability (accident and sickness)
- **f** ☐ Long-term disability
- **g** ☐ Supplemental unemployment
- **h** ☐ Prescription drug
- **i** ☐ Stop loss (large deductible)
- **j** ☐ HMO contract
- **k** ☐ PPO contract
- **l** ☐ Indemnity contract
- **m** ☐ Other (specify) ▶

9 Experience-rated contracts:				
a Premiums: (1) Amount received	**9a(1)**			
(2) Increase (decrease) in amount due but unpaid	**9a(2)**			
(3) Increase (decrease) in unearned premium reserve	**9a(3)**			
(4) Earned (**(1)** + **(2)** - **(3)**)			**9a(4)**	
b Benefit charges (1) Claims paid	**9b(1)**			
(2) Increase (decrease) in claim reserves	**9b(2)**			
(3) Incurred claims (add **(1)** and **(2)**)			**9b(3)**	
(4) Claims charged			**9b(4)**	
c Remainder of premium: (1) Retention charges (on an accrual basis) --				
(A) Commissions	**9c(1)(A)**			
(B) Administrative service or other fees	**9c(1)(B)**			
(C) Other specific acquisition costs	**9c(1)(C)**			
(D) Other expenses	**9c(1)(D)**			
(E) Taxes	**9c(1)(E)**			
(F) Charges for risks or other contingencies	**9c(1)(F)**			
(G) Other retention charges	**9c(1)(G)**			
(H) Total retention			**9c(1)(H)**	
(2) Dividends or retroactive rate refunds. (These amounts were ☐ paid in cash, or ☐ credited.)			**9c(2)**	
d Status of policyholder reserves at end of year: (1) Amount held to provide benefits after retirement			**9d(1)**	
(2) Claim reserves			**9d(2)**	
(3) Other reserves			**9d(3)**	
e Dividends or retroactive rate refunds due. (Do not include amount entered in line **9c(2)**.)			**9e**	
10 Nonexperience-rated contracts:				
a Total premiums or subscription charges paid to carrier			**10a**	
b If the carrier, service, or other organization incurred any specific costs in connection with the acquisition or retention of the contract or policy, other than reported in Part I, line 2 above, report amount.			**10b**	

Specify nature of costs.

Part IV Provision of Information

11 Did the insurance company fail to provide any information necessary to complete Schedule A? ☐ Yes ☐ No

12 If the answer to line 11 is "Yes," specify the information not provided. ▶

SCHEDULE C (Form 5500)	Service Provider Information	OMB No. 1210-0110
Department of the Treasury Internal Revenue Service Department of Labor Employee Benefits Security Administration Pension Benefit Guaranty Corporation	This schedule is required to be filed under section 104 of the Employee Retirement Income Security Act of 1974 (ERISA). ▶ **File as an attachment to Form 5500.**	**2025** **This Form is Open to Public Inspection.**

For calendar plan year 2025 or fiscal plan year beginning 01/01/2025 and ending 12/31/2025

A Name of plan
MARQUETTE MANAGEMENT EMPLOYEES' 401(K) RETIREMENT PLAN

B Three-digit plan number (PN) ▶ 001

C Plan sponsor's name as shown on line 2a of Form 5500
MARQUETTE MANAGEMENT, INC.

D Employer Identification Number (EIN)
36-3743825

Part I Service Provider Information (see instructions)

You must complete this Part, in accordance with the instructions, to report the information required for **each person** who received, directly or indirectly, $5,000 or more in total compensation (i.e., money or anything else of monetary value) in connection with services rendered to the plan or the person's position with the plan during the plan year. If a person received **only** eligible indirect compensation for which the plan received the required disclosures, you are required to answer line 1 but are not required to include that person when completing the remainder of this Part.

1 Information on Persons Receiving Only Eligible Indirect Compensation

a Check "Yes" or "No" to indicate whether you are excluding a person from the remainder of this Part because they received only eligible indirect compensation for which the plan received the required disclosures (see instructions for definitions and conditions).. . . . . [X] Yes [ ] No

b If you answered line 1a "Yes," enter the name and EIN or address of each person providing the required disclosures for the service providers who received only eligible indirect compensation. Complete as many entries as needed (see instructions).

(b) Enter name and EIN or address of person who provided you disclosures on eligible indirect compensation

JOHN HANCOCK LIFE INSURANCE COMPANY

01-0233346

(b) Enter name and EIN or address of person who provided you disclosures on eligible indirect compensation

(b) Enter name and EIN or address of person who provided you disclosures on eligible indirect compensation

(b) Enter name and EIN or address of person who provided you disclosures on eligible indirect compensation

(b) Enter name and EIN or address of person who provided you disclosures on eligible indirect compensation

(b) Enter name and EIN or address of person who provided you disclosures on eligible indirect compensation

(b) Enter name and EIN or address of person who provided you disclosures on eligible indirect compensation

(b) Enter name and EIN or address of person who provided you disclosures on eligible indirect compensation

(b) Enter name and EIN or address of person who provided you disclosures on eligible indirect compensation

(b) Enter name and EIN or address of person who provided you disclosures on eligible indirect compensation

(b) Enter name and EIN or address of person who provided you disclosures on eligible indirect compensation

(b) Enter name and EIN or address of person who provided you disclosures on eligible indirect compensation

2. Information on Other Service Providers Receiving Direct or Indirect Compensation. Except for those persons for whom you answered "Yes" to line 1a above, complete as many entries as needed to list each person receiving, directly or indirectly, $5,000 or more in total compensation (i.e., money or anything else of value) in connection with services rendered to the plan or their position with the plan during the plan year. (See instructions).

(a) Enter name and EIN or address (see instructions)

COFG ADVISORS, LLC

99-4880921

(b) Service Code(s)	(c) Relationship to employer, employee organization, or person known to be a party-in-interest	(d) Enter direct compensation paid by the plan. If none, enter -0-.	(e) Did service provider receive indirect compensation? (sources other than plan or plan sponsor)	(f) Did indirect compensation include eligible indirect compensation, for which the plan received the required disclosures?	(g) Enter total indirect compensation received by service provider excluding eligible indirect compensation for which you answered "Yes" to element (f). If none, enter -0-.	(h) Did the service provider give you a formula instead of an amount or estimated amount?
26	RIA	30909	Yes [ ] No [X]	Yes [ ] No [ ]		Yes [ ] No [ ]

(a) Enter name and EIN or address (see instructions)

(b) Service Code(s)	(c) Relationship to employer, employee organization, or person known to be a party-in-interest	(d) Enter direct compensation paid by the plan. If none, enter -0-.	(e) Did service provider receive indirect compensation? (sources other than plan or plan sponsor)	(f) Did indirect compensation include eligible indirect compensation, for which the plan received the required disclosures?	(g) Enter total indirect compensation received by service provider excluding eligible indirect compensation for which you answered "Yes" to element (f). If none, enter -0-.	(h) Did the service provider give you a formula instead of an amount or estimated amount?
			Yes [ ] No [ ]	Yes [ ] No [ ]		Yes [ ] No [ ]

(a) Enter name and EIN or address (see instructions)

(b) Service Code(s)	(c) Relationship to employer, employee organization, or person known to be a party-in-interest	(d) Enter direct compensation paid by the plan. If none, enter -0-.	(e) Did service provider receive indirect compensation? (sources other than plan or plan sponsor)	(f) Did indirect compensation include eligible indirect compensation, for which the plan received the required disclosures?	(g) Enter total indirect compensation received by service provider excluding eligible indirect compensation for which you answered "Yes" to element (f). If none, enter -0-.	(h) Did the service provider give you a formula instead of an amount or estimated amount?
			Yes [ ] No [ ]	Yes [ ] No [ ]		Yes [ ] No [ ]

Part I Service Provider Information (continued)

3. If you reported on line 2 receipt of indirect compensation, other than eligible indirect compensation, by a service provider, and the service provider is a fiduciary or provides contract administrator, consulting, custodial, investment advisory, investment management, broker, or recordkeeping services, answer the following questions for (a) each source from whom the service provider received $1,000 or more in indirect compensation and (b) each source for whom the service provider gave you a formula used to determine the indirect compensation instead of an amount or estimated amount of the indirect compensation. Complete as many entries as needed to report the required information for each source.

(a) Enter service provider name as it appears on line 2	**(b)** Service Codes (see instructions)	**(c)** Enter amount of indirect compensation
(d) Enter name and EIN (address) of source of indirect compensation	**(e)** Describe the indirect compensation, including any formula used to determine the service provider's eligibility for or the amount of the indirect compensation.	

(a) Enter service provider name as it appears on line 2	**(b)** Service Codes (see instructions)	**(c)** Enter amount of indirect compensation
(d) Enter name and EIN (address) of source of indirect compensation	**(e)** Describe the indirect compensation, including any formula used to determine the service provider's eligibility for or the amount of the indirect compensation.	

(a) Enter service provider name as it appears on line 2	**(b)** Service Codes (see instructions)	**(c)** Enter amount of indirect compensation
(d) Enter name and EIN (address) of source of indirect compensation	**(e)** Describe the indirect compensation, including any formula used to determine the service provider's eligibility for or the amount of the indirect compensation.	

Part II Service Providers Who Fail or Refuse to Provide Information

4 Provide, to the extent possible, the following information for each service provider who failed or refused to provide the information necessary to complete this Schedule.

(a) Enter name and EIN or address of service provider (see instructions)	**(b)** Nature of Service Code(s)	**(c)** Describe the information that the service provider failed or refused to provide

(a) Enter name and EIN or address of service provider (see instructions)	**(b)** Nature of Service Code(s)	**(c)** Describe the information that the service provider failed or refused to provide

(a) Enter name and EIN or address of service provider (see instructions)	**(b)** Nature of Service Code(s)	**(c)** Describe the information that the service provider failed or refused to provide

(a) Enter name and EIN or address of service provider (see instructions)	**(b)** Nature of Service Code(s)	**(c)** Describe the information that the service provider failed or refused to provide

(a) Enter name and EIN or address of service provider (see instructions)	**(b)** Nature of Service Code(s)	**(c)** Describe the information that the service provider failed or refused to provide

(a) Enter name and EIN or address of service provider (see instructions)	**(b)** Nature of Service Code(s)	**(c)** Describe the information that the service provider failed or refused to provide

Part III Termination Information on Accountants and Enrolled Actuaries (see instructions)

(complete as many entries as needed)

a Name:

b EIN:

c Position:

d Address:

e Telephone:

Explanation:

a Name:

b EIN:

c Position:

d Address:

e Telephone:

Explanation:

a Name:

b EIN:

c Position:

d Address:

e Telephone:

Explanation:

a Name:

b EIN:

c Position:

d Address:

e Telephone:

Explanation:

a Name:

b EIN:

c Position:

d Address:

e Telephone:

Explanation:

SCHEDULE D (Form 5500)

Department of the Treasury
Internal Revenue Service

Department of Labor
Employee Benefits Security Administration

DFE/Participating Plan Information

This schedule is required to be filed under section 104 of the Employee Retirement Income Security Act of 1974 (ERISA).

▶ **File as an attachment to Form 5500.**

OMB No. 1210-0110

2025

This Form is Open to Public Inspection.

For calendar plan year 2025 or fiscal plan year beginning 01/01/2025 and ending 12/31/2025

A Name of plan
MARQUETTE MANAGEMENT EMPLOYEES' 401(K) RETIREMENT PLAN

B Three-digit plan number (PN) ▶ 001

C Plan or DFE sponsor's name as shown on line 2a of Form 5500
MARQUETTE MANAGEMENT, INC.

D Employer Identification Number (EIN)
36-3743825

Part I **Information on interests in MTIAs, CCTs, PSAs, and 103-12 IEs (to be completed by plans and DFEs)**
(Complete as many entries as needed to report all interests in DFEs)

a Name of MTIA, CCT, PSA, or 103-12 IE: JH MULTIMANAGER 2060 LIFETIME

b Name of sponsor of entity listed in (a): JOHN HANCOCK USA

c EIN-PN	**d** Entity code	**e** Dollar value of interest in MTIA, CCT, PSA, or 103-12 IE at end of year (see instructions)
01-0233346-000	P	85159

a Name of MTIA, CCT, PSA, or 103-12 IE: JH MULTIMANAGER 2055 LIFETIME

b Name of sponsor of entity listed in (a): JOHN HANCOCK USA

c EIN-PN	**d** Entity code	**e** Dollar value of interest in MTIA, CCT, PSA, or 103-12 IE at end of year (see instructions)
01-0233346-000	P	102926

a Name of MTIA, CCT, PSA, or 103-12 IE: JH MULTIMANAGER 2050 LIFETIME

b Name of sponsor of entity listed in (a): JOHN HANCOCK USA

c EIN-PN	**d** Entity code	**e** Dollar value of interest in MTIA, CCT, PSA, or 103-12 IE at end of year (see instructions)
01-0233346-000	P	117544

a Name of MTIA, CCT, PSA, or 103-12 IE: JH MULTIMANAGER 2045 LIFETIME

b Name of sponsor of entity listed in (a): JOHN HANCOCK USA

c EIN-PN	**d** Entity code	**e** Dollar value of interest in MTIA, CCT, PSA, or 103-12 IE at end of year (see instructions)
01-0233346-000	P	195715

a Name of MTIA, CCT, PSA, or 103-12 IE: JH MULTIMANGER 2035 LIFETIME

b Name of sponsor of entity listed in (a): JOHN HANCOCK USA

c EIN-PN	**d** Entity code	**e** Dollar value of interest in MTIA, CCT, PSA, or 103-12 IE at end of year (see instructions)
01-0233346-000	P	119295

a Name of MTIA, CCT, PSA, or 103-12 IE: SPROTT GOLD EQUITY FUND

b Name of sponsor of entity listed in (a): JOHN HANCOCK USA

c EIN-PN	**d** Entity code	**e** Dollar value of interest in MTIA, CCT, PSA, or 103-12 IE at end of year (see instructions)
01-0233346-000	P	21759

a Name of MTIA, CCT, PSA, or 103-12 IE: JOHN HANCOCK US GROWTH FUND

b Name of sponsor of entity listed in (a): JOHN HANCOCK USA

c EIN-PN	**d** Entity code	**e** Dollar value of interest in MTIA, CCT, PSA, or 103-12 IE at end of year (see instructions)
01-0233346-000	P	150846

a Name of MTIA, CCT, PSA, or 103-12 IE: VANGUARD ENERGY OPP FUND

b Name of sponsor of entity listed in (a): JOHN HANCOCK USA

c EIN-PN 01-0233346-000	**d** Entity code P	**e** Dollar value of interest in MTIA, CCT, PSA, or 103-12 IE at end of year (see instructions) 11563

a Name of MTIA, CCT, PSA, or 103-12 IE: JH MULTIMANAGER 2040 LIFETIME

b Name of sponsor of entity listed in (a): JOHN HANCOCK USA

c EIN-PN 01-0233346-000	**d** Entity code P	**e** Dollar value of interest in MTIA, CCT, PSA, or 103-12 IE at end of year (see instructions) 34591

a Name of MTIA, CCT, PSA, or 103-12 IE: T. ROWE PRICE SCI & TECH

b Name of sponsor of entity listed in (a): JOHN HANCOCK USA

c EIN-PN 01-0233346-000	**d** Entity code P	**e** Dollar value of interest in MTIA, CCT, PSA, or 103-12 IE at end of year (see instructions) 166772

a Name of MTIA, CCT, PSA, or 103-12 IE: VANGUARD SMALL CAP GROW INDEX

b Name of sponsor of entity listed in (a): JOHN HANCOCK USA

c EIN-PN 01-0233346-000	**d** Entity code P	**e** Dollar value of interest in MTIA, CCT, PSA, or 103-12 IE at end of year (see instructions) 147669

a Name of MTIA, CCT, PSA, or 103-12 IE: SMALL CAP INDEX FUND

b Name of sponsor of entity listed in (a): JOHN HANCOCK USA

c EIN-PN 01-0233346-000	**d** Entity code P	**e** Dollar value of interest in MTIA, CCT, PSA, or 103-12 IE at end of year (see instructions) 95645

a Name of MTIA, CCT, PSA, or 103-12 IE: T ROWE PRICE RETIREMENT 2040

b Name of sponsor of entity listed in (a): JOHN HANCOCK USA

c EIN-PN 01-0233346-000	**d** Entity code P	**e** Dollar value of interest in MTIA, CCT, PSA, or 103-12 IE at end of year (see instructions) 262207

a Name of MTIA, CCT, PSA, or 103-12 IE: JANUS HENDERSON GBL EQ INCOME

b Name of sponsor of entity listed in (a): JOHN HANCOCK USA

c EIN-PN 01-0233346-000	**d** Entity code P	**e** Dollar value of interest in MTIA, CCT, PSA, or 103-12 IE at end of year (see instructions) 129287

a Name of MTIA, CCT, PSA, or 103-12 IE: AMERICAN FUNDS EUPAC GROWTH

b Name of sponsor of entity listed in (a): JOHN HANCOCK USA

c EIN-PN 01-0233346-000	**d** Entity code P	**e** Dollar value of interest in MTIA, CCT, PSA, or 103-12 IE at end of year (see instructions) 136299

a Name of MTIA, CCT, PSA, or 103-12 IE: MID CAP INDEX FUND

b Name of sponsor of entity listed in (a): JOHN HANCOCK USA

c EIN-PN 01-0233346-000	**d** Entity code P	**e** Dollar value of interest in MTIA, CCT, PSA, or 103-12 IE at end of year (see instructions) 230628

a Name of MTIA, CCT, PSA, or 103-12 IE: JH MULTIMANAGER 2030 LIFETIME

b Name of sponsor of entity listed in (a): JOHN HANCOCK USA

c EIN-PN 01-0233346-000	**d** Entity code P	**e** Dollar value of interest in MTIA, CCT, PSA, or 103-12 IE at end of year (see instructions) 50396

a Name of MTIA, CCT, PSA, or 103-12 IE: INVESCO SMALL CAP GROWTH

b Name of sponsor of entity listed in (a): JOHN HANCOCK USA

c EIN-PN 01-0233346-000	**d** Entity code P	**e** Dollar value of interest in MTIA, CCT, PSA, or 103-12 IE at end of year (see instructions) 55365

a Name of MTIA, CCT, PSA, or 103-12 IE: AMERICAN CENTURY HERITAGE

b Name of sponsor of entity listed in (a): JOHN HANCOCK USA

c EIN-PN 01-0233346-000	**d** Entity code P	**e** Dollar value of interest in MTIA, CCT, PSA, or 103-12 IE at end of year (see instructions) 2528

a Name of MTIA, CCT, PSA, or 103-12 IE: REAL ESTATE SECURITIES FUND

b Name of sponsor of entity listed in (a): JOHN HANCOCK USA

c EIN-PN 01-0233346-000	**d** Entity code P	**e** Dollar value of interest in MTIA, CCT, PSA, or 103-12 IE at end of year (see instructions) 3570

a Name of MTIA, CCT, PSA, or 103-12 IE: FUNDAMENTAL ALL CAP CORE FUND

b Name of sponsor of entity listed in (a): JOHN HANCOCK USA

c EIN-PN 01-0233346-000	**d** Entity code P	**e** Dollar value of interest in MTIA, CCT, PSA, or 103-12 IE at end of year (see instructions) 0

a Name of MTIA, CCT, PSA, or 103-12 IE: ROYCE SMALL-CAP FUND

b Name of sponsor of entity listed in (a): JOHN HANCOCK USA

c EIN-PN 01-0233346-000	**d** Entity code P	**e** Dollar value of interest in MTIA, CCT, PSA, or 103-12 IE at end of year (see instructions) 2577

a Name of MTIA, CCT, PSA, or 103-12 IE: T ROWE PRICE NEW ERA FUND

b Name of sponsor of entity listed in (a): JOHN HANCOCK USA

c EIN-PN 01-0233346-000	**d** Entity code P	**e** Dollar value of interest in MTIA, CCT, PSA, or 103-12 IE at end of year (see instructions) 1519

a Name of MTIA, CCT, PSA, or 103-12 IE: JOHN HANCOCK DISCIPLINED VALUE

b Name of sponsor of entity listed in (a): JOHN HANCOCK USA

c EIN-PN 01-0233346-000	**d** Entity code P	**e** Dollar value of interest in MTIA, CCT, PSA, or 103-12 IE at end of year (see instructions) 101053

a Name of MTIA, CCT, PSA, or 103-12 IE: BLUE CHIP GROWTH FUND

b Name of sponsor of entity listed in (a): JOHN HANCOCK USA

c EIN-PN 01-0233346-000	**d** Entity code P	**e** Dollar value of interest in MTIA, CCT, PSA, or 103-12 IE at end of year (see instructions) 340520

a Name of MTIA, CCT, PSA, or 103-12 IE: CAPITAL APPRECIATION FUND

b Name of sponsor of entity listed in (a): JOHN HANCOCK USA

c EIN-PN 01-0233346-000	**d** Entity code P	**e** Dollar value of interest in MTIA, CCT, PSA, or 103-12 IE at end of year (see instructions) 0

a Name of MTIA, CCT, PSA, or 103-12 IE: AF THE GROWTH FUND OF AMERICA

b Name of sponsor of entity listed in (a): JOHN HANCOCK USA

c EIN-PN 01-0233346-000	**d** Entity code P	**e** Dollar value of interest in MTIA, CCT, PSA, or 103-12 IE at end of year (see instructions) 379948

a Name of MTIA, CCT, PSA, or 103-12 IE: JH MULTIMANAGER AGGRESSIVE LS

b Name of sponsor of entity listed in (a): JOHN HANCOCK USA

c EIN-PN 01-0233346-000	**d** Entity code P	**e** Dollar value of interest in MTIA, CCT, PSA, or 103-12 IE at end of year (see instructions) 805015

a Name of MTIA, CCT, PSA, or 103-12 IE: MUTUAL GLOBAL DISCOVERY

b Name of sponsor of entity listed in (a): JOHN HANCOCK USA

c EIN-PN 01-0233346-000	**d** Entity code P	**e** Dollar value of interest in MTIA, CCT, PSA, or 103-12 IE at end of year (see instructions) 856

a Name of MTIA, CCT, PSA, or 103-12 IE: WASHINGTON MUTUAL INVESTORS

b Name of sponsor of entity listed in (a): JOHN HANCOCK USA

c EIN-PN 01-0233346-000	**d** Entity code P	**e** Dollar value of interest in MTIA, CCT, PSA, or 103-12 IE at end of year (see instructions) 106093

a Name of MTIA, CCT, PSA, or 103-12 IE: NUVEEN LC RESPONSIBLE EQUITY

b Name of sponsor of entity listed in (a): JOHN HANCOCK USA

c EIN-PN 01-0233346-000	**d** Entity code P	**e** Dollar value of interest in MTIA, CCT, PSA, or 103-12 IE at end of year (see instructions) 114094

a Name of MTIA, CCT, PSA, or 103-12 IE: JH MULTIMANAGER GROWTH LS

b Name of sponsor of entity listed in (a): JOHN HANCOCK USA

c EIN-PN 01-0233346-000	**d** Entity code P	**e** Dollar value of interest in MTIA, CCT, PSA, or 103-12 IE at end of year (see instructions) 3261421

a Name of MTIA, CCT, PSA, or 103-12 IE: BLACK ROCK HIGH YIELD BOND FUND

b Name of sponsor of entity listed in (a): JOHN HANCOCK USA

c EIN-PN 01-0233346-000	**d** Entity code P	**e** Dollar value of interest in MTIA, CCT, PSA, or 103-12 IE at end of year (see instructions) 28063

a Name of MTIA, CCT, PSA, or 103-12 IE: INVESCO DEVELOPING MARKETS

b Name of sponsor of entity listed in (a): JOHN HANCOCK USA

c EIN-PN 01-0233346-000	**d** Entity code P	**e** Dollar value of interest in MTIA, CCT, PSA, or 103-12 IE at end of year (see instructions) 64634

a Name of MTIA, CCT, PSA, or 103-12 IE: T. ROWE PRICE EQUITY INC.

b Name of sponsor of entity listed in (a): JOHN HANCOCK USA

c EIN-PN 01-0233346-000	**d** Entity code P	**e** Dollar value of interest in MTIA, CCT, PSA, or 103-12 IE at end of year (see instructions) 0

a Name of MTIA, CCT, PSA, or 103-12 IE: 500 INDEX FUND

b Name of sponsor of entity listed in (a): JOHN HANCOCK USA

c EIN-PN 01-0233346-000	**d** Entity code P	**e** Dollar value of interest in MTIA, CCT, PSA, or 103-12 IE at end of year (see instructions) 1412673

a Name of MTIA, CCT, PSA, or 103-12 IE: FRANKLIN MUTUAL BEACON FUND

b Name of sponsor of entity listed in (a): JOHN HANCOCK USA

c EIN-PN 01-0233346-000	**d** Entity code P	**e** Dollar value of interest in MTIA, CCT, PSA, or 103-12 IE at end of year (see instructions) 30015

a Name of MTIA, CCT, PSA, or 103-12 IE: JH MULTIMANAGER BALANCED LS

b Name of sponsor of entity listed in (a): JOHN HANCOCK USA

c EIN-PN 01-0233346-000	**d** Entity code P	**e** Dollar value of interest in MTIA, CCT, PSA, or 103-12 IE at end of year (see instructions) 2698458

a Name of MTIA, CCT, PSA, or 103-12 IE: JH MULTIMANAGER MODERATE LS

b Name of sponsor of entity listed in (a): JOHN HANCOCK USA

c EIN-PN 01-0233346-000	**d** Entity code P	**e** Dollar value of interest in MTIA, CCT, PSA, or 103-12 IE at end of year (see instructions) 317490

a Name of MTIA, CCT, PSA, or 103-12 IE: JH MULTIMANAGER CONSERV LS

b Name of sponsor of entity listed in (a): JOHN HANCOCK USA

c EIN-PN 01-0233346-000	**d** Entity code P	**e** Dollar value of interest in MTIA, CCT, PSA, or 103-12 IE at end of year (see instructions) 76219

a Name of MTIA, CCT, PSA, or 103-12 IE: T. ROWE PRICE SPECTRUM

b Name of sponsor of entity listed in (a): JOHN HANCOCK USA

c EIN-PN 01-0233346-000	**d** Entity code P	**e** Dollar value of interest in MTIA, CCT, PSA, or 103-12 IE at end of year (see instructions) 101932

a Name of MTIA, CCT, PSA, or 103-12 IE: PIMCO COMMODITY REAL RETURN

b Name of sponsor of entity listed in (a): JOHN HANCOCK USA

c EIN-PN 01-0233346-000	**d** Entity code P	**e** Dollar value of interest in MTIA, CCT, PSA, or 103-12 IE at end of year (see instructions) 41709

a Name of MTIA, CCT, PSA, or 103-12 IE: VANGUARD SHORT TERM FEDERAL

b Name of sponsor of entity listed in (a): JOHN HANCOCK USA

c EIN-PN 01-0233346-000	**d** Entity code P	**e** Dollar value of interest in MTIA, CCT, PSA, or 103-12 IE at end of year (see instructions) 111547

a Name of MTIA, CCT, PSA, or 103-12 IE: T. ROWE PRICE RETIREMENT 2030

b Name of sponsor of entity listed in (a): JOHN HANCOCK USA

c EIN-PN 01-0233346-000	**d** Entity code P	**e** Dollar value of interest in MTIA, CCT, PSA, or 103-12 IE at end of year (see instructions) 212000

a Name of MTIA, CCT, PSA, or 103-12 IE: PIMCO REAL RETURN

b Name of sponsor of entity listed in (a): JOHN HANCOCK USA

c EIN-PN 01-0233346-000	**d** Entity code P	**e** Dollar value of interest in MTIA, CCT, PSA, or 103-12 IE at end of year (see instructions) 28388

a Name of MTIA, CCT, PSA, or 103-12 IE: MONEY MARKET FUND

b Name of sponsor of entity listed in (a): JOHN HANCOCK USA

c EIN-PN 01-0233346-000	**d** Entity code P	**e** Dollar value of interest in MTIA, CCT, PSA, or 103-12 IE at end of year (see instructions) 838068

a Name of MTIA, CCT, PSA, or 103-12 IE: TEMPLETON GLOBAL BOND FUND

b Name of sponsor of entity listed in (a): JOHN HANCOCK USA

c EIN-PN 01-0233346-000	**d** Entity code P	**e** Dollar value of interest in MTIA, CCT, PSA, or 103-12 IE at end of year (see instructions) 0

a Name of MTIA, CCT, PSA, or 103-12 IE:	T ROWE PRICE RETIREMENT 2050		
b Name of sponsor of entity listed in (a):	JOHN HANCOCK USA		
c EIN-PN 01-0233346-000	**d** Entity code P	**e** Dollar value of interest in MTIA, CCT, PSA, or 103-12 IE at end of year (see instructions)	280003
a Name of MTIA, CCT, PSA, or 103-12 IE:	T ROWE PRICE RETIREMENT 2025		
b Name of sponsor of entity listed in (a):	JOHN HANCOCK USA		
c EIN-PN 01-0233346-000	**d** Entity code P	**e** Dollar value of interest in MTIA, CCT, PSA, or 103-12 IE at end of year (see instructions)	88155
a Name of MTIA, CCT, PSA, or 103-12 IE:	ROYCE PENNSYLVANIA MUTUAL FUND		
b Name of sponsor of entity listed in (a):	JOHN HANCOCK USA		
c EIN-PN 01-0233346-000	**d** Entity code P	**e** Dollar value of interest in MTIA, CCT, PSA, or 103-12 IE at end of year (see instructions)	0
a Name of MTIA, CCT, PSA, or 103-12 IE:	AF AMERICAN BALANCED FUND		
b Name of sponsor of entity listed in (a):	JOHN HANCOCK USA		
c EIN-PN 01-0233346-000	**d** Entity code P	**e** Dollar value of interest in MTIA, CCT, PSA, or 103-12 IE at end of year (see instructions)	477462
a Name of MTIA, CCT, PSA, or 103-12 IE:	FIDELITY ADVISOR TOTAL BOND		
b Name of sponsor of entity listed in (a):	JOHN HANCOCK USA		
c EIN-PN 01-0233346-000	**d** Entity code P	**e** Dollar value of interest in MTIA, CCT, PSA, or 103-12 IE at end of year (see instructions)	310620
a Name of MTIA, CCT, PSA, or 103-12 IE:	T. ROWE PRICE RETIREMENT 2035		
b Name of sponsor of entity listed in (a):	JOHN HANCOCK USA		
c EIN-PN 01-0233346-000	**d** Entity code P	**e** Dollar value of interest in MTIA, CCT, PSA, or 103-12 IE at end of year (see instructions)	232199
a Name of MTIA, CCT, PSA, or 103-12 IE:	JP MORGAN US EQUITY FUND		
b Name of sponsor of entity listed in (a):	JOHN HANCOCK USA		
c EIN-PN 01-0233346-000	**d** Entity code P	**e** Dollar value of interest in MTIA, CCT, PSA, or 103-12 IE at end of year (see instructions)	337993
a Name of MTIA, CCT, PSA, or 103-12 IE:	T. ROWE PRICE RETIREMENT 2055		
b Name of sponsor of entity listed in (a):	JOHN HANCOCK USA		
c EIN-PN 01-0233346-000	**d** Entity code P	**e** Dollar value of interest in MTIA, CCT, PSA, or 103-12 IE at end of year (see instructions)	401497
a Name of MTIA, CCT, PSA, or 103-12 IE:	T. ROWE PRICE RETIREMENT 2060		
b Name of sponsor of entity listed in (a):	JOHN HANCOCK USA		
c EIN-PN 01-0233346-000	**d** Entity code P	**e** Dollar value of interest in MTIA, CCT, PSA, or 103-12 IE at end of year (see instructions)	385134
a Name of MTIA, CCT, PSA, or 103-12 IE:	T. ROWE PRICE RETIREMENT 2045		
b Name of sponsor of entity listed in (a):	JOHN HANCOCK USA		
c EIN-PN 01-0233346-000	**d** Entity code P	**e** Dollar value of interest in MTIA, CCT, PSA, or 103-12 IE at end of year (see instructions)	223586

a Name of MTIA, CCT, PSA, or 103-12 IE: EQUITY INCOME FUND

b Name of sponsor of entity listed in (a): JOHN HANCOCK USA

c EIN-PN 01-0233346-000	**d** Entity code P	**e** Dollar value of interest in MTIA, CCT, PSA, or 103-12 IE at end of year (see instructions) 128513

a Name of MTIA, CCT, PSA, or 103-12 IE: JH DISCIPLINED VALUE INTL FUND

b Name of sponsor of entity listed in (a): JOHN HANCOCK USA

c EIN-PN 01-0233346-000	**d** Entity code P	**e** Dollar value of interest in MTIA, CCT, PSA, or 103-12 IE at end of year (see instructions) 94639

a Name of MTIA, CCT, PSA, or 103-12 IE: JOHN HANCOCK MID CAP GROWTH

b Name of sponsor of entity listed in (a): JOHN HANCOCK USA

c EIN-PN 01-0233346-000	**d** Entity code P	**e** Dollar value of interest in MTIA, CCT, PSA, or 103-12 IE at end of year (see instructions) 60524

a Name of MTIA, CCT, PSA, or 103-12 IE: JH MULTIMANAGER 2025 LIFETIME

b Name of sponsor of entity listed in (a): JOHN HANCOCK USA

c EIN-PN 01-0233346-000	**d** Entity code P	**e** Dollar value of interest in MTIA, CCT, PSA, or 103-12 IE at end of year (see instructions) 0

a Name of MTIA, CCT, PSA, or 103-12 IE: T. ROWE PRICE RETIREMENT 2065

b Name of sponsor of entity listed in (a): JOHN HANCOCK USA

c EIN-PN 01-0233346-000	**d** Entity code P	**e** Dollar value of interest in MTIA, CCT, PSA, or 103-12 IE at end of year (see instructions) 157584

a Name of MTIA, CCT, PSA, or 103-12 IE: ROYCE SMALL CAP OPPORTUNITY

b Name of sponsor of entity listed in (a): JOHN HANCOCK USA

c EIN-PN 01-0233346-000	**d** Entity code P	**e** Dollar value of interest in MTIA, CCT, PSA, or 103-12 IE at end of year (see instructions) 92219

a Name of MTIA, CCT, PSA, or 103-12 IE: PARNASSUS CORE EQUITY FUND

b Name of sponsor of entity listed in (a): JOHN HANCOCK USA

c EIN-PN 01-0233346-000	**d** Entity code P	**e** Dollar value of interest in MTIA, CCT, PSA, or 103-12 IE at end of year (see instructions) 0

a Name of MTIA, CCT, PSA, or 103-12 IE: PIMCO INTL BOND USD-HEDGED

b Name of sponsor of entity listed in (a): JOHN HANCOCK USA

c EIN-PN 01-0233346-000	**d** Entity code P	**e** Dollar value of interest in MTIA, CCT, PSA, or 103-12 IE at end of year (see instructions) 946

a Name of MTIA, CCT, PSA, or 103-12 IE: JH MULTIMANAGER 2010 LIFETIME

b Name of sponsor of entity listed in (a): JOHN HANCOCK USA

c EIN-PN 01-0233346-000	**d** Entity code P	**e** Dollar value of interest in MTIA, CCT, PSA, or 103-12 IE at end of year (see instructions) 48906

a Name of MTIA, CCT, PSA, or 103-12 IE: T. ROWE PRICE RETIREMENT 2020

b Name of sponsor of entity listed in (a): JOHN HANCOCK USA

c EIN-PN 01-0233346-000	**d** Entity code P	**e** Dollar value of interest in MTIA, CCT, PSA, or 103-12 IE at end of year (see instructions) 12297

Part II **Information on Participating Plans (to be completed by DFEs, other than DCGs)**
(Complete as many entries as needed to report all participating plans. DCGs must report each participating plan using Schedule DCG.)

a Plan name

b Name of plan sponsor | **c** EIN-PN

a Plan name

b Name of plan sponsor | **c** EIN-PN

a Plan name

b Name of plan sponsor | **c** EIN-PN

a Plan name

b Name of plan sponsor | **c** EIN-PN

a Plan name

b Name of plan sponsor | **c** EIN-PN

a Plan name

b Name of plan sponsor | **c** EIN-PN

a Plan name

b Name of plan sponsor | **c** EIN-PN

a Plan name

b Name of plan sponsor | **c** EIN-PN

a Plan name

b Name of plan sponsor | **c** EIN-PN

a Plan name

b Name of plan sponsor | **c** EIN-PN

a Plan name

b Name of plan sponsor | **c** EIN-PN

a Plan name

b Name of plan sponsor | **c** EIN-PN

a Plan name

b Name of plan sponsor | **c** EIN-PN

SCHEDULE H (Form 5500)

Department of the Treasury
Internal Revenue Service

Department of Labor
Employee Benefits Security Administration

Pension Benefit Guaranty Corporation

Financial Information

This schedule is required to be filed under section 104 of the Employee Retirement Income Security Act of 1974 (ERISA), and section 6058(a) of the Internal Revenue Code (the Code).

▶ **File as an attachment to Form 5500.**

OMB No. 1210-0110

2025

This Form is Open to Public Inspection

For calendar plan year 2025 or fiscal plan year beginning 01/01/2025 and ending 12/31/2025

A Name of plan
MARQUETTE MANAGEMENT EMPLOYEES' 401(K) RETIREMENT PLAN

B Three-digit plan number (PN) ▶ 001

C Plan sponsor's name as shown on line 2a of Form 5500
MARQUETTE MANAGEMENT, INC.

D Employer Identification Number (EIN)
36-3743825

Part I Asset and Liability Statement

1 Current value of plan assets and liabilities at the beginning and end of the plan year. Combine the value of plan assets held in more than one trust. Report the value of the plan's interest in a commingled fund containing the assets of more than one plan on a line-by-line basis unless the value is reportable on lines 1c(9) through 1c(14). Do not enter the value of that portion of an insurance contract which guarantees, during this plan year, to pay a specific dollar benefit at a future date. **Round off amounts to the nearest dollar.** MTIAs, CCTs, PSAs, and 103-12 IEs do not complete lines 1b(1), 1b(2), 1c(8), 1g, 1h, and 1i. CCTs, PSAs, and 103-12 IEs also do not complete lines 1d and 1e. See instructions.

Assets		(a) Beginning of Year	(b) End of Year
a Total noninterest-bearing cash	1a	2005	5586
b Receivables (less allowance for doubtful accounts):			
(1) Employer contributions	1b(1)	25787	33450
(2) Participant contributions	1b(2)	42682	52839
(3) Other	1b(3)		
c General investments:			
(1) Interest-bearing cash (include money market accounts & certificates of deposit)	1c(1)		
(2) U.S. Government securities	1c(2)		
(3) Corporate debt instruments (other than employer securities):			
(A) Preferred	1c(3)(A)		
(B) All other	1c(3)(B)		
(4) Corporate stocks (other than employer securities):			
(A) Preferred	1c(4)(A)		
(B) Common	1c(4)(B)		
(5) Partnership/joint venture interests	1c(5)		
(6) Real estate (other than employer real property)	1c(6)		
(7) Loans (other than to participants)	1c(7)		
(8) Participant loans	1c(8)		
(9) Value of interest in common/collective trusts	1c(9)		
(10) Value of interest in pooled separate accounts	1c(10)	14093730	16526329
(11) Value of interest in master trust investment accounts	1c(11)		
(12) Value of interest in 103-12 investment entities	1c(12)		
(13) Value of interest in registered investment companies (e.g., mutual funds)	1c(13)		
(14) Value of funds held in insurance company general account (unallocated contracts)	1c(14)		
(15) Other	1c(15)		

		(a) Beginning of Year	(b) End of Year
1d Employer-related investments:			
(1) Employer securities	1d(1)		
(2) Employer real property	1d(2)		
1e Buildings and other property used in plan operation	1e		
1f Total assets (add all amounts in lines 1a through 1e)	1f	14164204	16618204
Liabilities			
1g Benefit claims payable	1g		
1h Operating payables	1h		
1i Acquisition indebtedness	1i		
1j Other liabilities	1j	15164	35484
1k Total liabilities (add all amounts in lines 1g through1j)	1k	15164	35484
Net Assets			
1l Net assets (subtract line 1k from line 1f)	1l	14149040	16582720

Part II Income and Expense Statement

2 Plan income, expenses, and changes in net assets for the year. Include all income and expenses of the plan, including any trust(s) or separately maintained fund(s) and any payments/receipts to/from insurance carriers. Round off amounts to the nearest dollar. MTIAs, CCTs, PSAs, and 103-12 IEs do not complete lines 2a, 2b(1)(E), 2e, 2f, and 2g.

Income		(a) Amount	(b) Total
a Contributions:			
(1) Received or receivable in cash from: **(A)** Employers	2a(1)(A)	356145	
(B) Participants	2a(1)(B)	1185339	
(C) Others (including rollovers)	2a(1)(C)	31063	
(2) Noncash contributions	2a(2)		
(3) Total contributions. Add lines **2a(1)(A), (B), (C),** and line **2a(2)**	2a(3)		1572547
b Earnings on investments:			
(1) Interest:			
(A) Interest-bearing cash (including money market accounts and certificates of deposit)	2b(1)(A)		
(B) U.S. Government securities	2b(1)(B)		
(C) Corporate debt instruments	2b(1)(C)		
(D) Loans (other than to participants)	2b(1)(D)		
(E) Participant loans	2b(1)(E)		
(F) Other	2b(1)(F)		
(G) Total interest. Add lines **2b(1)(A)** through **(F)**	2b(1)(G)		0
(2) Dividends: **(A)** Preferred stock	2b(2)(A)		
(B) Common stock	2b(2)(B)		
(C) Registered investment company shares (e.g. mutual funds)	2b(2)(C)		
(D) Total dividends. Add lines **2b(2)(A)**, **(B)**, and **(C)**	2b(2)(D)		0
(3) Rents	2b(3)		
(4) Net gain (loss) on sale of assets: **(A)** Aggregate proceeds	2b(4)(A)		
(B) Aggregate carrying amount (see instructions)	2b(4)(B)		
(C) Subtract line **2b(4)(B)** from line **2b(4)(A)** and enter result	2b(4)(C)		0
(5) Unrealized appreciation (depreciation) of assets: **(A)** Real estate	2b(5)(A)		
(B) Other	2b(5)(B)		
(C) Total unrealized appreciation of assets. Add lines **2b(5)(A)** and **(B)**	2b(5)(C)		0

		(a) Amount	(b) Total
(6) Net investment gain (loss) from common/collective trusts	2b(6)		
(7) Net investment gain (loss) from pooled separate accounts	2b(7)		2279270
(8) Net investment gain (loss) from master trust investment accounts	2b(8)		
(9) Net investment gain (loss) from 103-12 investment entities	2b(9)		
(10) Net investment gain (loss) from registered investment companies (e.g., mutual funds)	2b(10)		
c Other income	2c		
d Total income. Add all **income** amounts in column (b) and enter total	2d		3851817
Expenses			
e Benefit payment and payments to provide benefits:			
(1) Directly to participants or beneficiaries, including direct rollovers	2e(1)	1350272	
(2) To insurance carriers for the provision of benefits	2e(2)	0	
(3) Other	2e(3)		
(4) Total benefit payments. Add lines **2e(1)** through **(3)**	2e(4)		1350272
f Corrective distributions (see instructions)	2f		
g Certain deemed distributions of participant loans (see instructions)	2g		
h Interest expense	2h		
i Administrative expenses:			
(1) Salaries and allowances	2i(1)	1325	
(2) Contract administrator fees	2i(2)	35631	
(3) Recordkeeping fees	2i(3)	30909	
(4) IQPA audit fees	2i(4)		
(5) Investment advisory and investment management fees	2i(5)		
(6) Bank or trust company trustee/custodial fees	2i(6)		
(7) Actuarial fees	2i(7)		
(8) Legal fees	2i(8)		
(9) Valuation/appraisal fees	2i(9)		
(10) Other trustee fees and expenses	2i(10)		
(11) Other expenses	2i(11)		
(12) Total administrative expenses. Add lines **2i(1)** through **(11)**	2i(12)		67865
j Total expenses. Add all **expense** amounts in column (b) and enter total	2j		1418137
Net Income and Reconciliation			
k Net income (loss). Subtract line **2j** from line **2d**	2k		2433680
l Transfers of assets:			
(1) To this plan	2l(1)		
(2) From this plan	2l(2)		

Part III Accountant's Opinion

3 Complete lines 3a through 3c if the opinion of an independent qualified public accountant is attached to this Form 5500. Complete line 3d if an opinion is not attached.

a The attached opinion of an independent qualified public accountant for this plan is (see instructions):

(1) [X] Unmodified **(2)** [ ] Qualified **(3)** [ ] Disclaimer **(4)** [ ] Adverse

b Check the appropriate box(es) to indicate whether the IQPA performed an ERISA section 103(a)(3)(C) audit. Check both boxes (1) and (2) if the audit was performed pursuant to both 29 CFR 2520.103-8 and 29 CFR 2520.103-12(d). Check box (3) if pursuant to neither.

(1) [X] DOL Regulation 2520.103-8 **(2)** [ ] DOL Regulation 2520.103-12(d) **(3)** [ ] neither DOL Regulation 2520.103-8 nor DOL Regulation 2520.103-12(d).

c Enter the name and EIN of the accountant (or accounting firm) below:

(1) Name: SVA CERTIFIED PUBLIC ACCOUNTANTS SC **(2)** EIN: 39-1203191

d The opinion of an independent qualified public accountant is **not attached** as part of Schedule H because:

(1) [ ] This form is filed for a CCT, PSA, DCG or MTIA. **(2)** [ ] It will be attached to the next Form 5500 pursuant to 29 CFR 2520.104-50.

Part IV Compliance Questions

4 CCTs and PSAs do not complete Part IV. MTIAs, 103-12 IEs, and GIAs do not complete lines 4a, 4e, 4f, 4g, 4h, 4k, 4m, 4n, or 5. 103-12 IEs also do not complete lines 4j and 4l. MTIAs also do not complete line 4l. DCGs do not complete lines 4e, 4f, 4k, 4l, and 5, and DCGs generally complete the rest of Part IV collectively for all plans in the DCG, except as otherwise provided (see instructions).

During the plan year:

		Yes	No	Amount
a Was there a failure to transmit to the plan any participant contributions within the time period described in 29 CFR 2510.3-102? Continue to answer "Yes" for any prior year failures until fully corrected. (See instructions and DOL's Voluntary Fiduciary Correction Program.)	**4a**	X		37729
b Were any loans by the plan or fixed income obligations due the plan in default as of the close of the plan year or classified during the year as uncollectible? Disregard participant loans secured by participant's account balance. (Attach Schedule G (Form 5500) Part I if "Yes" is checked.)	**4b**		X	
c Were any leases to which the plan was a party in default or classified during the year as uncollectible? (Attach Schedule G (Form 5500) Part II if "Yes" is checked.)	**4c**		X	
d Were there any nonexempt transactions with any party-in-interest? (Do not include transactions reported on line 4a. Attach Schedule G (Form 5500) Part III if "Yes" is checked.)	**4d**		X	
e Was this plan covered by a fidelity bond?	**4e**	X		5000000
f Did the plan have a loss, whether or not reimbursed by the plan's fidelity bond, that was caused by fraud or dishonesty?	**4f**		X	
g Did the plan hold any assets whose current value was neither readily determinable on an established market nor set by an independent third party appraiser?	**4g**		X	
h Did the plan receive any noncash contributions whose value was neither readily determinable on an established market nor set by an independent third party appraiser?	**4h**		X	
i Did the plan have assets held for investment? (Attach schedule(s) of assets if "Yes" is checked, and see instructions for format requirements.)	**4i**	X		
j Were any plan transactions or series of transactions in excess of 5% of the current value of plan assets? (Attach schedule of transactions if "Yes" is checked and see instructions for format requirements.)	**4j**		X	
k Were all the plan assets either distributed to participants or beneficiaries, transferred to another plan, or brought under the control of the PBGC?	**4k**		X	
l Has the plan failed to provide any benefit when due under the plan?	**4l**		X	
m If this is an individual account plan, was there a blackout period? (See instructions and 29 CFR 2520.101-3.)	**4m**		X	
n If 4m was answered "Yes," check the "Yes" box if you either provided the required notice or one of the exceptions to providing the notice applied under 29 CFR 2520.101-3.	**4n**			

5a Has a resolution to terminate the plan been adopted during the plan year or any prior plan year? [ ] Yes [X] No

If "Yes," enter the amount of any plan assets that reverted to the employer this year _____.

5b If, during this plan year, any assets or liabilities were transferred from this plan to another plan(s), identify the plan(s) to which assets or liabilities were transferred. (See instructions.)

5b(1) Name of plan(s)	**5b(2)** EIN(s)	**5b(3)** PN(s)

5c Was the plan a defined benefit plan covered under the PBGC insurance program at any time during this plan year? (See ERISA section 4021 and instructions.) ..... ☐ Yes ☐ No ☐ Not determined

If "Yes" is checked, enter the My PAA confirmation number from the PBGC premium filing for this plan year _____.

SCHEDULE R (Form 5500)

Department of the Treasury
Internal Revenue Service

Department of Labor
Employee Benefits Security Administration

Pension Benefit Guaranty Corporation

Retirement Plan Information

This schedule is required to be filed under sections 104 and 4065 of the Employee Retirement Income Security Act of 1974 (ERISA) and section 6058(a) of the Internal Revenue Code (the Code).

▶ **File as an attachment to Form 5500.**

OMB No. 1210-0110

2025

This Form is Open to Public Inspection.

For calendar plan year 2025 or fiscal plan year beginning 01/01/2025 and ending 12/31/2025

A Name of plan
MARQUETTE MANAGEMENT EMPLOYEES' 401(K) RETIREMENT PLAN

B Three-digit plan number (PN) ▶ 001

C Plan sponsor's name as shown on line 2a of Form 5500
MARQUETTE MANAGEMENT, INC.

D Employer Identification Number (EIN)
36-3743825

Part I Distributions

All references to distributions relate only to payments of benefits during the plan year.

1 Total value of distributions paid in property other than in cash or the forms of property specified in the instructions ..... | 1 | 0

2 Enter the EIN(s) of payor(s) who paid benefits on behalf of the plan to participants or beneficiaries during the year (if more than two, enter EINs of the two payors who paid the greatest dollar amounts of benefits):

EIN(s): 01-0233346

Profit-sharing plans, ESOPs, and stock bonus plans, skip line 3.

3 Number of participants (living or deceased) whose benefits were distributed in a single sum, during the plan year ..... | 3 |

Part II Funding Information (If the plan is not subject to the minimum funding requirements of section 412 of the Internal Revenue Code or ERISA section 302, skip this Part.)

4 Is the plan administrator making an election under Code section 412(d)(2) or ERISA section 302(d)(2)? ..... ☐ Yes ☐ No ☐ N/A

If the plan is a defined benefit plan, go to line 8.

5 If a waiver of the minimum funding standard for a prior year is being amortized in this plan year, see instructions and enter the date of the ruling letter granting the waiver. **Date:** Month _____ Day _____ Year _____

If you completed line 5, complete lines 3, 9, and 10 of Schedule MB and do not complete the remainder of this schedule.

6	a	Enter the minimum required contribution for this plan year (include any prior year accumulated funding deficiency not waived)	6a	
	b	Enter the amount contributed by the employer to the plan for this plan year	6b	
	c	Subtract the amount in line 6b from the amount in line 6a. Enter the result (enter a minus sign to the left of a negative amount)	6c	

If you completed line 6c, skip lines 8 and 9.

7 Will the minimum funding amount reported on line 6c be met by the funding deadline? ..... ☐ Yes ☐ No ☐ N/A

8 If a change in actuarial cost method was made for this plan year pursuant to a revenue procedure or other authority providing automatic approval for the change or a class ruling letter, does the plan sponsor or plan administrator agree with the change? ..... ☐ Yes ☐ No ☐ N/A

Part III Amendments

9 If this is a defined benefit pension plan, were any amendments adopted during this plan year that increased or decreased the value of benefits? If yes, check the appropriate box. If no, check the "No" box. ..... ☐ Increase ☐ Decrease ☐ Both ☐ No

Part IV ESOPs (see instructions). If this is not a plan described under section 409(a) or 4975(e)(7) of the Internal Revenue Code, skip this Part.

10 Were unallocated employer securities or proceeds from the sale of unallocated securities used to repay any exempt loan? ..... ☐ Yes ☐ No

11 a Does the ESOP hold any preferred stock? ..... ☐ Yes ☐ No

b If the ESOP has an outstanding exempt loan with the employer as lender, is such loan part of a "back-to-back" loan? (See instructions for definition of "back-to-back" loan.) ..... ☐ Yes ☐ No

12 Does the ESOP hold any stock that is not readily tradable on an established securities market? ..... ☐ Yes ☐ No

Part V Additional Information for Multiemployer Defined Benefit Pension Plans

13 Enter the following information for each employer that (1) contributed more than 5% of total contributions to the plan during the plan year or (2) was one of the top-ten highest contributors (measured in dollars). See instructions. *Complete as many entries as needed to report all applicable employers.*

a Name of contributing employer

b EIN **c** Dollar amount contributed by employer

d Date collective bargaining agreement expires *(If employer contributes under more than one collective bargaining agreement, check box* ☐ *and see instructions regarding required attachment. Otherwise, enter the applicable date.)* Month _____ Day _____ Year _____

e Contribution rate information *(If more than one rate applies, check this box* ☐ *and see instructions regarding required attachment. Otherwise, complete lines 13e(1) and 13e(2).)*
(1) Contribution rate (in dollars and cents) _____
(2) Base unit measure: ☐ Hourly ☐ Weekly ☐ Unit of production ☐ Other (specify):

---

a Name of contributing employer

b EIN **c** Dollar amount contributed by employer

d Date collective bargaining agreement expires *(If employer contributes under more than one collective bargaining agreement, check box* ☐ *and see instructions regarding required attachment. Otherwise, enter the applicable date.)* Month _____ Day _____ Year _____

e Contribution rate information *(If more than one rate applies, check this box* ☐ *and see instructions regarding required attachment. Otherwise, complete lines 13e(1) and 13e(2).)*
(1) Contribution rate (in dollars and cents) _____
(2) Base unit measure: ☐ Hourly ☐ Weekly ☐ Unit of production ☐ Other (specify): _____

---

a Name of contributing employer

b EIN **c** Dollar amount contributed by employer

d Date collective bargaining agreement expires *(If employer contributes under more than one collective bargaining agreement, check box* ☐ *and see instructions regarding required attachment. Otherwise, enter the applicable date.)* Month _____ Day _____ Year _____

e Contribution rate information *(If more than one rate applies, check this box* ☐ *and see instructions regarding required attachment. Otherwise, complete lines 13e(1) and 13e(2).)*
(1) Contribution rate (in dollars and cents) _____
(2) Base unit measure: ☐ Hourly ☐ Weekly ☐ Unit of production ☐ Other (specify): _____

---

a Name of contributing employer

b EIN **c** Dollar amount contributed by employer

d Date collective bargaining agreement expires *(If employer contributes under more than one collective bargaining agreement, check box* ☐ *and see instructions regarding required attachment. Otherwise, enter the applicable date.)* Month _____ Day _____ Year _____

e Contribution rate information *(If more than one rate applies, check this box* ☐ *and see instructions regarding required attachment. Otherwise, complete lines 13e(1) and 13e(2).)*
(1) Contribution rate (in dollars and cents) _____
(2) Base unit measure: ☐ Hourly ☐ Weekly ☐ Unit of production ☐ Other (specify): _____

---

a Name of contributing employer

b EIN **c** Dollar amount contributed by employer

d Date collective bargaining agreement expires *(If employer contributes under more than one collective bargaining agreement, check box* ☐ *and see instructions regarding required attachment. Otherwise, enter the applicable date.)* Month _____ Day _____ Year _____

e Contribution rate information *(If more than one rate applies, check this box* ☐ *and see instructions regarding required attachment. Otherwise, complete lines 13e(1) and 13e(2).)*
(1) Contribution rate (in dollars and cents) _____
(2) Base unit measure: ☐ Hourly ☐ Weekly ☐ Unit of production ☐ Other (specify): _____

---

a Name of contributing employer

b EIN **c** Dollar amount contributed by employer

d Date collective bargaining agreement expires *(If employer contributes under more than one collective bargaining agreement, check box* ☐ *and see instructions regarding required attachment. Otherwise, enter the applicable date.)* Month _____ Day _____ Year _____

e Contribution rate information *(If more than one rate applies, check this box* ☐ *and see instructions regarding required attachment. Otherwise, complete lines 13e(1) and 13e(2).)*
(1) Contribution rate (in dollars and cents) _____
(2) Base unit measure: ☐ Hourly ☐ Weekly ☐ Unit of production ☐ Other (specify): _____

14 Enter the number of deferred vested and retired participants (inactive participants), as of the beginning of the plan year, whose contributing employer is no longer making contributions to the plan for:

a The current plan year. Check the box to indicate the counting method used to determine the number of inactive participants: ☐ last contributing employer ☐ alternative ☐ reasonable approximation (see instructions for required attachment)	**14a**	
b The plan year immediately preceding the current plan year. ☐ Check the box if the number reported is a change from what was previously reported (see instructions for required attachment)	**14b**	
c The second preceding plan year. ☐ Check the box if the number reported is a change from what was previously reported (see instructions for required attachment)	**14c**	

15 Enter the ratio of the number of participants under the plan on whose behalf no employer had an obligation to make an employer contribution during the current plan year to:

a The corresponding number for the plan year immediately preceding the current plan year	**15a**	
b The corresponding number for the second preceding plan year	**15b**	

16 Information with respect to any employers who withdrew from the plan during the preceding plan year:

a Enter the number of employers who withdrew during the preceding plan year	**16a**	
b If line 16a is greater than 0, enter the aggregate amount of withdrawal liability assessed or estimated to be assessed against such withdrawn employers	**16b**	

17 If assets and liabilities from another plan have been transferred to or merged with this plan during the plan year, check box and see instructions regarding supplemental information to be included as an attachment ☐

Part VI Additional Information for Single-Employer and Multiemployer Defined Benefit Pension Plans

18 If any liabilities to participants or their beneficiaries under the plan as of the end of the plan year consist (in whole or in part) of liabilities to such participants and beneficiaries under two or more pension plans as of immediately before such plan year, check box and see instructions regarding supplemental information to be included as an attachment ☐

19 If the total number of participants is 1,000 or more, complete lines (a) and (b):

a Enter the percentage of plan assets held as:
Public Equity: _____% Private Equity: _____% Investment-Grade Debt and Interest Rate Hedging Assets: _____%
High-Yield Debt: _____% Real Assets: _____% Cash or Cash Equivalents: _____% Other: _____%

b Provide the average duration of the Investment-Grade Debt and Interest Rate Hedging Assets:
☐ 0-5 years ☐ 5-10 years ☐ 10-15 years ☐ 15 years or more

20 **PBGC missed contribution reporting requirements.** If this is a multiemployer plan or a single-employer plan that is not covered by PBGC, skip line 20.

a Is the amount of unpaid minimum required contributions for all years from Schedule SB (Form 5500) line 40 greater than zero? ☐ Yes ☐ No

b If line 20a is "Yes," has PBGC been notified as required by ERISA sections 4043(c)(5) and/or 303(k)(4)? Check the applicable box:

☐ Yes.

☐ No. Reporting was waived under 29 CFR 4043.25(c)(2) because contributions equal to or exceeding the unpaid minimum required contribution were made by the 30th day after the due date.

☐ No. The 30-day period referenced in 29 CFR 4043.25(c)(2) has not yet ended, and the sponsor intends to make a contribution equal to or exceeding the unpaid minimum required contribution by the 30th day after the due date.

☐ No. Other. Provide explanation._____

Part VII IRS Compliance Questions

21a Does the plan satisfy the coverage and nondiscrimination tests of Code sections 410(b) and 401(a)(4) by combining this plan with any other plans under the permissive aggregation rules? ☐ Yes ☒ No

21b If this is a Code section 401(k) plan, check all boxes that apply to indicate how the plan is intended to satisfy the nondiscrimination requirements for employee deferrals and employer matching contributions (as applicable) under Code sections 401(k)(3) and 401(m)(2).

☐ Design-based safe harbor method

☐ "Prior year" ADP test

☒ "Current year" ADP test

☐ N/A

22 If the plan sponsor is an adopter of a pre-approved plan that received a favorable IRS Opinion Letter, enter the date of the Opinion Letter 06 / 30 / 2020 (MM/DD/YYYY) and the Opinion Letter serial number Q704230A .

Marquette Management Employees' 401(k) Retirement Plan

Audited Financial Statements
and
Supplementary Data

December 31, 2025 and 2024

SVA® | Certified Public Accountants
Tax, Audit and Business Strategy

Measurable Results.® | SVAaccountants.com

MARQUETTE MANAGEMENT EMPLOYEES' 401(K) RETIREMENT PLAN

CONTENTS

	Page
Independent Auditor's Report	1
Statements of Net Assets Available for Benefits	5
Statement of Changes in Net Assets Available for Benefits	6
Notes to Financial Statements	7
Exhibit A – Schedule of Assets (Held at End of Year)	15
Exhibit B – Schedule of Delinquent Participant Contributions	17

Independent Auditor's Report

To the Trustees of
Marquette Management Employees' 401(k) Retirement Plan
Naperville, IL

Scope and Nature of the ERISA Section 103(a)(3)(C) Audit

We have performed audits of the financial statements of Marquette Management Employees' 401(k) Retirement Plan (the Plan), an employee benefit plan subject to the Employee Retirement Income Security Act of 1974 (ERISA), as permitted by ERISA Section 103(a)(3)(C) (ERISA Section 103(a)(3)(C) audit). The financial statements comprise the statements of net assets available for benefits as of December 31, 2025 and 2024, and the related statement of changes in net assets available for benefits for the year ended December 31, 2025, and the related notes to the financial statements.

Management, having determined it is permissible in the circumstances, has elected to have the audits of the Plan's financial statements performed in accordance with ERISA Section 103(a)(3)(C) pursuant to 29 CFR 2520.103-8 of the Department of Labor's (DOL) Rules and Regulations for Reporting and Disclosure under ERISA. As permitted by ERISA Section 103(a)(3)(C), our audits need not extend to any statements or information related to assets held for investment of the plan (investment information) by a bank or similar institution or insurance carrier that is regulated, supervised, and subject to periodic examination by a state or federal agency, provided that the statements or information regarding assets so held are prepared and certified to by the bank or similar institution or insurance carrier in accordance with 29 CFR 2520.103-5 of the DOL's Rules and Regulations for Reporting and Disclosure under ERISA (qualified institution).

Management has obtained certifications from a qualified institution as of December 31, 2025 and 2024, and for the year ended December 31, 2025, stating that the certified investment information, as described in Note 3 to the financial statements, is complete and accurate.

Opinion

In our opinion, based on our audits and on the procedures performed as described in the Auditor's Responsibilities for the Audit of the Financial Statements section:

- The amounts and disclosures in the accompanying financial statements, other than those agreed to or derived from the certified investment information, are presented fairly, in all material respects, in accordance with accounting principles generally accepted in the United States of America (U.S. GAAP).
- The information in the accompanying financial statements related to assets held by and certified to by a qualified institution agrees to, or is derived from, in all material respects, the information prepared and certified by an institution that management determined meets the requirements of ERISA Section 103(a)(3)(C).

Basis for Opinion

We conducted our audits in accordance with auditing standards generally accepted in the United States of America (GAAS). Our responsibilities under those standards are further described in the Auditor's Responsibilities for the Audit of the Financial Statements section of our report. We are required to be independent of the Plan and to meet our other ethical responsibilities, in accordance with the relevant ethical requirements relating to our audits. We believe that the audit evidence we have obtained is sufficient and appropriate to provide a basis for our ERISA Section 103(a)(3)(C) audit opinion.

Responsibilities of Management for the Financial Statements

Management is responsible for the preparation and fair presentation of the financial statements in accordance with U.S. GAAP, and for the design, implementation, and maintenance of internal control relevant to the preparation and fair presentation of financial statements that are free from material misstatement, whether due to fraud or error. Management's election of the ERISA Section 103(a)(3)(C) audit does not affect management's responsibility for the financial statements.

In preparing the financial statements, management is required to evaluate whether there are conditions or events, considered in the aggregate, that raise substantial doubt about the Plan's ability to continue as a going concern for one year after the date that the financial statements were available to be issued.

Management is also responsible for maintaining a current plan instrument, including all plan amendments, administering the plan, and determining that the plan's transactions that are presented and disclosed in the financial statements are in conformity with the plan's provisions, including maintaining sufficient records with respect to each of the participants, to determine the benefits due or which may become due to such participants.

Auditor's Responsibilities for the Audit of the Financial Statements

Except as described in the Scope and Nature of the ERISA Section 103(a)(3)(C) Audit section of our report, our objectives are to obtain reasonable assurance about whether the financial statements as a whole are free from material misstatement, whether due to fraud or error, and to issue an auditor's report that includes our opinion. Reasonable assurance is a high level of assurance but is not absolute assurance and therefore is not a guarantee that an audit conducted in accordance with GAAS will always detect a material misstatement when it exists. The risk of not detecting a material misstatement resulting from fraud is higher than for one resulting from error, as fraud may involve collusion, forgery, intentional omissions, misrepresentations, or the override of internal control. Misstatements are considered material if there is a substantial likelihood that, individually or in the aggregate, they would influence the judgment made by a reasonable user based on the financial statements.

In performing an audit in accordance with GAAS, we:

- Exercise professional judgment and maintain professional skepticism throughout the audit.
- Identify and assess the risks of material misstatement of the financial statements, whether due to fraud or error, and design and perform audit procedures responsive to those risks. Such procedures include examining, on a test basis, evidence regarding the amounts and disclosures in the financial statements.
- Obtain an understanding of internal control relevant to the audit in order to design audit procedures that are appropriate in the circumstances, but not for the purpose of expressing an opinion on the effectiveness of the Plan's internal control. Accordingly, no such opinion is expressed.
- Evaluate the appropriateness of accounting policies used and the reasonableness of significant accounting estimates made by management, as well as evaluate the overall presentation of the financial statements.
- Conclude whether, in our judgment, there are conditions or events, considered in the aggregate, that raise substantial doubt about the Plan's ability to continue as a going concern for a reasonable period of time.

Our audits did not extend to the certified investment information, except for obtaining and reading the certifications, comparing the certified investment information with the related information presented and disclosed in the financial statements, and reading the disclosures relating to the certified investment information to assess whether they are in accordance with the presentation and disclosure requirements of U.S. GAAP.

Accordingly, the objective of an ERISA Section 103(a)(3)(C) audit is not to express an opinion about whether the financial statements as a whole are presented fairly, in all material respects, in accordance with U.S. GAAP.

We are required to communicate with those charged with governance regarding, among other matters, the planned scope and timing of the audit, significant audit findings, and certain internal control-related matters that we identified during the audit.

Other Matter – Supplemental Schedules Required by ERISA

The supplemental Schedule of Assets (Held at End of Year) and Schedule of Delinquent Participant Contributions are presented for purposes of additional analysis and are not a required part of the financial statements but are supplementary information required by the DOL's Rules and Regulations for Reporting and Disclosure under ERISA. Such information is the responsibility of management and was derived from and relates directly to the underlying accounting and other records used to prepare the financial statements. The information included in the supplemental schedules, other than that agreed to or derived from the certified investment information, has been subjected to auditing procedures applied in the audits of the financial statements and certain additional procedures, including comparing and reconciling such information directly to the underlying accounting and other records used to prepare the financial statements or to the financial statements themselves, and other additional procedures in accordance with GAAS. For information included in the supplemental schedules that agreed to or is derived from the certified investment information, we compared such information to the related certified investment information.

In forming our opinion on the supplemental schedules, we evaluated whether the supplemental schedules, other than the information agreed to or derived from the certified investment information, including their form and content, are presented in conformity with the DOL's Rules and Regulations for Reporting and Disclosure under ERISA.

In our opinion:

- The form and content of the supplemental schedules, other than the information in the supplemental schedules that agreed to or is derived from the certified investment information, are presented, in all material respects, in conformity with the DOL's Rules and Regulations for Reporting and Disclosure under ERISA.
- The information in the supplemental schedules related to assets held by and certified to by a qualified institution agrees to, or is derived from, in all material respects, the information prepared and certified by an institution that management determined meets the requirements of ERISA Section 103(a)(3)(C).

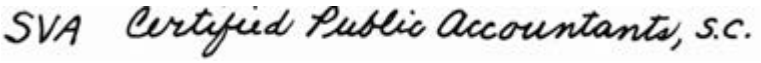

Madison, WI

October 14, 2026

Marquette Management Employees' 401(k) Retirement Plan
Statements of Net Assets Available for Benefits
December 31, 2025 and 2024

	2025	2024
Assets		
Cash (noninterest-bearing)	$ 5,586	$ 2,005
Investments at fair value	16,526,329	14,093,730
Receivables:		
Employer contributions	33,450	25,787
Participant contributions	52,839	42,682
Total receivables	86,289	68,469
Total assets	16,618,204	14,164,204
Liabilities		
Payables:		
Excess contributions payable	35,484	15,164
Total liabilities	35,484	15,164
Net assets available for benefits	$ 16,582,720	$ 14,149,040

See accompanying notes to the financial statements.

Marquette Management Employees' 401(k) Retirement Plan
Statement of Changes in Net Assets Available for Benefits
Year ended December 31, 2025

Additions to net assets:	**2025**
Investment income:	
Net appreciation in fair value of investments	$ 2,279,270
Contributions:	
Participants	1,185,339
Employer	356,145
Rollover	31,063
Total contributions	1,572,547
Total additions	3,851,817
Deductions from net assets:	
Benefits paid to participants	1,350,272
Administrative expenses	67,865
Total deductions	1,418,137
Increase in net assets	2,433,680
Net assets available for benefits - beginning of year	14,149,040
Net assets available for benefits - end of year	$ 16,582,720

See accompanying notes to the financial statements.

Note 1 – Description of Plan

The following description of Marquette Management Employees' 401(k) Retirement Plan (the Plan) provides only general information. Participants should refer to the plan document for a more complete description of the Plan's provisions.

General

The Plan is a defined contribution plan established by Marquette Management, Inc. (the Plan Sponsor and Company) under the provisions of Section 401(a) of the United States Internal Revenue Code (the IRC), which includes a qualified cash or deferred arrangement as described in Section 401(k) of the IRC, for the benefit of eligible employees of the Company and any adopting participating employers. The Plan is subject to the provisions of the Employee Retirement Income Security Act of 1974 (ERISA), as well as certain provisions of the federal income tax laws. The Plan's Trustees oversees governance of the Plan, determines the appropriateness of the Plan's investment offerings and monitors investment performance.

All employees of the Company and any participating affiliates are subject to the following eligibility requirements:

- Age: 18
- Service: 6 months during which at least 500 hours of service are completed
- Status Exclusions:
    a. Non-resident aliens with no U.S. earned income
    b. Members of collective bargaining agreement
    c. Seasonal employees who work under 1,000 hours in a Plan year

Upon satisfying the eligibility requirements, employees may participate in the Plan on the first day of the plan year or the first day of the 7th month of the plan year.

Contributions

The Plan is funded through employee elective deferrals and Company contributions. Each year, participants may elect to contribute a portion of their compensation, subject to certain maximum limitations imposed by Section 402(g) of the IRC. At the discretion of the Plan Administrator, participants may be permitted to deposit or "rollover" into the Plan distributions they have received from other plans and certain Individual Retirement Accounts (IRAs). Participants who have attained age 50 before the end of the Plan year are eligible to make catch-up contributions.

Note 1 – Description of Plan (Continued)

The following contribution types are allowed by the Plan:

- Rollover contributions
- Roth deferrals
- Elective deferrals
- Company matching

The Company makes a Company matching contribution of 50% of the participant's deferral up to 5% of compensation.

Participant Accounts

Each participant's account is credited with the participant's contribution, allocation of the Company's contributions, and Plan earnings or losses and charged with an allocation of administrative expenses that are paid by the Plan. Allocations may be charged based on participant earnings, account balances, or specific participant transactions. The benefit to which a participant is entitled is the benefit that can be provided from the participant's vested account.

Vesting

Participants are immediately 100% vested in their elective deferrals including catch-up contributions, rollover contributions from other plans, and actual earnings thereon. The method for crediting vesting service for Company matching contributions is based on vesting periods of service. Participants are credited with a period of service for 1,000 hours in a Plan year. If participants are employed on or after their Normal Retirement Age or if they terminate employment on account of death or disability, they are 100% vested in their Company matching contributions.

Service Years	Matching
< 1	0%
1	0%
2	0%
3	100%

Note 1 – Description of Plan (Continued)

Forfeited Accounts

Forfeitures represent unvested portions of terminated participants' accounts. The Plan allows forfeitures of non-vested Company contributions to be used as follows:

- Pay administrative expenses
- Reduce Company contributions

As of December 31, 2025 and 2024, forfeited non-vested accounts totaled $5,586 and $2,005, respectively. During the year ended December 31, 2025, forfeited non-vested accounts of $1,342 were used. Forfeitures are being held by the Plan in cash on the statement of net assets available for benefits.

Investment Options

Upon enrollment in the Plan, a participant may direct the contributions made to the Plan, for or on behalf of the participant, to any one or more of the investment funds determined at the discretion of the Plan Administrator and Plan Sponsor and in such multiples as the participant prescribes. A participant may change his or her investment direction with respect to future contributions or redirect the investment of his or her account balances.

Benefits Paid to Participants

Upon termination of service, disability, or retirement (age 65), a participant is entitled to receive a distribution equal to the value of the participant's vested interest in his or her account. Distribution of a deceased participant's account will be made to the designated beneficiary.

The following types of distributions are also allowed by the Plan:

- Hardship
- In service at age 65
- Termination partial withdrawal
- Involuntary cash-outs
- Rollover source withdrawal at any time

Plan Expenses

The Plan's expenses are paid by either the Plan or the Company, as provided by the Plan document. Expenses paid directly by the Company are excluded from these financial statements. Certain expenses incurred in connection with the general administration of the Plan that are paid by the Plan are recorded as deductions in the accompanying statement of changes in net assets available for benefits. In addition, certain investment-related expenses are included in net appreciation in fair value of investments.

Note 1 – Description of Plan (Continued)

Termination of the Plan

Although it has not expressed any intent to do so, the Company has the right under the Plan to discontinue its contributions at any time and to terminate the Plan subject to the provisions of ERISA. Upon termination, no further contributions will be made to the Plan and all amounts credited to the participant's account will become 100% vested. The Company will direct the distribution of the participant's account in a manner permitted by the Plan as soon as practicable.

Note 2 – Summary of Significant Accounting Policies

Basis of Accounting

The financial statements of the Plan are prepared on the accrual basis of accounting in accordance with accounting principles generally accepted in the United States of America (U.S. GAAP).

Cash

The Plan maintains its cash in bank deposit accounts, which, at times, may exceed federally insured limits. The Plan has not experienced any losses in such accounts. Management believes it is not exposed to any significant credit risk on cash.

Use of Estimates

The preparation of financial statements in accordance with U.S. GAAP requires management to make estimates and assumptions that affect the reported amounts of assets and liabilities and changes therein, and disclosure of contingent assets and liabilities. Actual results could differ from those estimates.

Investment Valuation and Income Recognition

Investments are reported at fair value. Fair value is the price that would be received to sell an asset or paid to transfer a liability in an orderly transaction between market participants at the measurement date. See Note 4 for discussion of fair value measurements.

Purchases and sales of investments are recorded on the trade-date basis. Net appreciation in fair value of investments, including realized gains and losses on sales during the year and current changes in unrealized appreciation in the market value of investments held at year end, is presented in the statement of changes in net assets available for benefits.

Note 2 – Summary of Significant Accounting Policies (Continued)

Contributions

Contributions from Plan participants and employer contributions, if any, are recorded in the year in which the participant contributions are withheld from compensation.

Contributions receivable are written off when they are determined to be uncollectible. The allowance for credit losses is estimated based on expected credit losses considering the Plan's historical losses, existing economic conditions, and the financial stability of the Company.

Payment of Benefits

Benefits are recorded when paid.

Excess contributions payable

Amounts payable to participants for contributions in excess of amounts allowed by the IRS are recorded as a liability with a corresponding reduction to contributions and adjustment to net appreciation/depreciation in fair value of investments. The Plan distributed the 2025 and 2024 excess contributions to the applicable participants subsequent to March 15, 2026 and 2025, respectively.

Subsequent Events

Subsequent events were evaluated through October 14, 2026, which is the date the financial statements were available to be issued.

Note 3 – Certified Investments

Certain information summarized below related to the accompanying financial statements and ERISA-required supplemental schedules was obtained by management and agreed to or derived from information certified as complete and accurate by John Hancock Life Insurance Company (John Hancock), the asset custodian of the Plan.

	2025	2024
Investment values certified	$ 16,526,329	$ 14,093,730

	Year ended December 31, 2025
Investment income (loss) certified:	
Net appreciation in fair value of investments	$ 2,279,270

Note 4 – Fair Value Measurements

The framework for measuring fair value provides a fair value hierarchy that prioritizes the inputs to valuation techniques used to measure fair value. The hierarchy gives the highest priority to unadjusted quoted prices in active markets for identical assets or liabilities (Level 1) and the lowest priority to unobservable inputs (Level 3). The three levels of the fair value hierarchy are described as follows:

- Level 1: Inputs to the valuation methodology are unadjusted quoted prices for identical assets or liabilities in active markets that the Plan has the ability to access.
- Level 2: Inputs to the valuation methodology include:
    - Quoted prices for similar assets or liabilities in active markets;
    - Quoted prices for identical or similar assets or liabilities in inactive markets;
    - Inputs other than quoted prices that are observable for the asset or liability; and
    - Inputs that are derived principally from or corroborated by observable market data by correlation or other means.

  If the asset or liability has a specified (contractual) term, the Level 2 input must be observable for substantially the full term of the asset or liability.
- Level 3: Inputs to the valuation methodology are unobservable and significant to the fair value measurement.

The asset or liability's fair value measurement level within the fair value hierarchy is based on the lowest level of any input that is significant to the fair value measurement. Valuation techniques maximize the use of relevant observable inputs and minimize the use of unobservable inputs.

Following is a description of the valuation methodologies used for assets measured at fair value, including the general classification of such instruments pursuant to the valuation hierarchy. There have been no changes in the methodologies used at December 31, 2025 and 2024.

Pooled Separate Accounts

Pooled separate accounts are valued using the net asset value (NAV) of units held by the Plan at year end. The NAV is determined by the custodian of the fund and is based upon the fair value of the underlying assets held by the fund. NAV is used as a practical expedient to estimate fair value. There are no participant redemption restrictions for these investments; the redemption notice period is applicable only to the Plan.

Note 4 – Fair Value Measurements (Continued)

The following table sets forth by level, within the fair value hierarchy, the Plan's assets at fair value:

	2025	2024
Level 1	$ 0	$ 0
Level 2	0	0
Level 3	0	0
Total investments in the fair value hierarchy	0	0
Investments measured at net asset value	16,526,329	14,093,730
Total investments at fair value	$ 16,526,329	$ 14,093,730

	2025	2024
Pooled separate accounts		
Fair value	$ 16,526,329	$ 14,093,730
Unfunded commitment	N/A	N/A
Redemption frequency	Daily	Daily
Redemption notice period	N/A	N/A

Note 5 – Excess Contributions Payable

Amounts payable to participants for contributions in excess of amounts allowed by the IRS are recorded as a liability with a corresponding reduction to contributions.

The excess contributions as of December 31, 2025 and 2024 were distributed by the Plan to the applicable participants subsequent to March 15 of the following year.

Note 6 – Prohibited Transactions

As required by ERISA Section 2510.3-102, the Plan Sponsor is required to segregate employee contributions to the Plan from its general assets as soon as practicable. The Plan has contributions totaling $37,729, all of which represented employee salary deferrals, that were not remitted timely. These contributions are considered prohibited transactions.

The Company will calculate lost investment earnings and file Form 5330, as applicable, and expects to compensate the plan for the lost earnings in 2026.

Note 7 – Parties-in-Interest transactions

Certain Plan investments are managed by John Hancock. John Hancock is the asset custodian and recordkeeper for the Plan, and therefore, these transactions qualify as party in interest transactions.

John Hancock provides certain administrative services to the Plan pursuant to a Master Plan Services Agreements (MSA) between the Company and John Hancock. John Hancock receives revenue from mutual fund service providers for services John Hancock provides to the funds. This revenue is used to offset certain amounts owed to John Hancock for its administrative services to the Plan.

If the revenue received by John Hancock from such mutual fund service providers exceeds the amount owed, John Hancock remits the excess to the Plan's trust on a quarterly basis. Such amounts may be applied to pay Plan administrative expenses or allocated to the accounts of the participants. During 2025, there were no excess amounts. The Plan or Plan Sponsor may make a payment to John Hancock for administrative expenses not covered by revenue sharing.

Fees were also paid by the Plan during the year for advisory and professional services rendered to COFG Advisors, LLC and Dowell Group LLP, respectively. These transactions also qualify as party-in-interest transactions.

Note 8 – Risks and Uncertainties

The Plan invests in various investment securities. Investment securities are exposed to various risks such as interest rate, market, and credit risks. Due to the level of risk associated with certain investment securities, it is, at least, reasonably possible that changes in values of investment securities will occur in the near term and that such changes could materially affect participants' account balances and the amounts reported in the statement of net assets available for benefits.

Note 9 – Tax Status

The Dowell Group LLP Non-Standardized Defined Contribution Pre-Approved Plan that the Plan has adopted effective January 1, 2021, obtained its latest opinion letter on November 30, 2020, in which the Internal Revenue Service stated that the volume submitter plan, as then designed, was acceptable under Section 401 of the Internal Revenue Code for use by employers for the benefit of their employees. The Plan has been amended since the date of the opinion letter. However, the Plan administrator and the Plan’s tax counsel believe that the Plan is currently designed and being operated in compliance with the applicable requirements of the IRC. Therefore, they believe that the Plan was qualified and the related trust was tax-exempt as of the financial statement date.

Note 10 – Plan Amendment

Effective July 1, 2024, the Plan was amended to allow Roth rollovers.

Marquette Management Employees' 401(k) Retirement Plan
Exhibit A – Form 5500, Schedule H, line 4i – Schedule of Assets (Held at End of Year)
EIN 36-3743825 Plan # 001
December 31, 2025

(a)	(b) Identity of issuer, borrower, lessor or similar party	(c) Description of investment including maturity date, rate of interest, collateral, par, or maturity value	(d) Cost	(e) Current Value
*	JH Multimanager 2060 Lifetime	Pooled Separate Account	**	$ 85,159
*	JH Multimanager 2055 Lifetime	Pooled Separate Account	**	102,926
*	JH Multimanager 2050 Lifetime	Pooled Separate Account	**	117,544
*	JH Multimanager 2045 Lifetime	Pooled Separate Account	**	195,715
*	JH Multimanager 2040 Lifetime	Pooled Separate Account	**	34,591
*	JH Multimanager 2035 Lifetime	Pooled Separate Account	**	119,295
*	JH Multimanager 2030 Lifetime	Pooled Separate Account	**	50,396
*	JH Multimanager 2010 Lifetime	Pooled Separate Account	**	48,906
*	T. Rowe Price Retirement 2065	Pooled Separate Account	**	157,584
*	T. Rowe Price Retirement 2060	Pooled Separate Account	**	385,134
*	T. Rowe Price Retirement 2055	Pooled Separate Account	**	401,497
*	T. Rowe Price Retirement 2050	Pooled Separate Account	**	280,003
*	T. Rowe Price Retirement 2045	Pooled Separate Account	**	223,586
*	T. Rowe Price Retirement 2040	Pooled Separate Account	**	262,207
*	T. Rowe Price Retirement 2035	Pooled Separate Account	**	232,199
*	T. Rowe Price Retirement 2030	Pooled Separate Account	**	212,000
*	T. Rowe Price Retirement 2025	Pooled Separate Account	**	88,155
*	T. Rowe Price Retirement 2020	Pooled Separate Account	**	12,297
*	JH Multimanager Aggressive LS	Pooled Separate Account	**	805,015
*	JH Multimanager Growth LS	Pooled Separate Account	**	3,261,421
*	JH Multimanager Balanced LS	Pooled Separate Account	**	2,698,458
*	JH Multimanager Moderate LS	Pooled Separate Account	**	317,490
*	JH Multimanager Conserv LS	Pooled Separate Account	**	76,219
*	American Century Heritage	Pooled Separate Account	**	2,528
*	AF The Growth Fund of America	Pooled Separate Account	**	379,948
*	Blue Chip Growth Fund	Pooled Separate Account	**	340,520
*	Invesco Developing Markets	Pooled Separate Account	**	64,634
*	Invesco Small Cap Growth	Pooled Separate Account	**	55,365
*	John Hancock Mid Cap Growth	Pooled Separate Account	**	60,524
*	John Hancock U.S. Growth Fund	Pooled Separate Account	**	150,846
*	Mid Cap Index Fund	Pooled Separate Account	**	230,628
*	Real Est. Securities Fund	Pooled Separate Account	**	3,570
*	Royce Small-Cap Fund	Pooled Separate Account	**	2,577
*	Royce Small-Cap Opportunity	Pooled Separate Account	**	92,219
*	Small Cap Index Fund	Pooled Separate Account	**	95,645
*	Sprott Gold Equity Fund	Pooled Separate Account	**	21,759
*	T. Rowe Price New Era Fund	Pooled Separate Account	**	1,519
*	T. Rowe Price Sci & Tech	Pooled Separate Account	**	166,772
*	Vanguard Energy Fund	Pooled Separate Account	**	11,563
*	Vanguard Small Cap Grow Index	Pooled Separate Account	**	147,669
*	500 Index Fund	Pooled Separate Account	**	1,412,673
*	American Funds EUPAC Fund	Pooled Separate Account	**	136,299
*	Washington Mutual Investors	Pooled Separate Account	**	106,093
*	Equity Income Fund	Pooled Separate Account	**	128,513
*	Franklin Mutual Beacon Fund	Pooled Separate Account	**	30,015

*	Mutual Global Discovery	Pooled Separate Account	**	856
*	Janus Henderson Gbl Eq Income	Pooled Separate Account	**	129,286
*	John Hancock Disciplined Value	Pooled Separate Account	**	101,053
*	JH Disciplined Value Intl Fund	Pooled Separate Account	**	94,639
*	JPMorgan U.S. Equity Fund	Pooled Separate Account	**	337,993
*	Nuveen LC Responsible Equity	Pooled Separate Account	**	114,094
*	PIMCO Commodity Real Return	Pooled Separate Account	**	41,709
*	AF American Balanced Fund	Pooled Separate Account	**	477,462
*	BlackRock High Yield Fund	Pooled Separate Account	**	28,063
*	Fidelity Advisor Total Bond	Pooled Separate Account	**	310,620
*	PIMCO Intl Bond USD-Hedged	Pooled Separate Account	**	946
*	PIMCO Real Return	Pooled Separate Account	**	28,388
*	T. Rowe Price Spectrum Inc	Pooled Separate Account	**	101,931
*	Money Market Fund	Pooled Separate Account	**	838,068
*	Vanguard Short-Term Federal	Pooled Separate Account	**	111,545
	Total assets held at end of year			$ 16,526,329

* A party-in-interest as defined by ERISA

** Not required for participant-directed transactions under an individual account plan

Marquette Management Employees' 401(k) Retirement Plan
Exhibit B – Form 5500, Schedule H, line 4a – Schedule of Delinquent Participant Contributions
EIN 36-3743825 Plan # 001

Participant Contributions Transferred Late to Plan	Total that Constitute Nonexempt Prohibited Transactions			Total Fully Corrected Under VFCP and PTE 2002-51
$ 37,729				
Check here if Late Participant Loan Repayments are included: [ ]	Contributions Not Corrected	Contributions Corrected Outside VFCP	Contributions Pending Correction in VFCP	
	$ 37,729	$ -	$ -	$ -

Marquette Management Employees' 401(k) Retirement Plan

Audited Financial Statements
and
Supplementary Data

December 31, 2025 and 2024

SVA® | Certified Public Accountants
Tax, Audit and Business Strategy

Measurable Results.® | SVAaccountants.com

MARQUETTE MANAGEMENT EMPLOYEES' 401(K) RETIREMENT PLAN

CONTENTS

	Page
Independent Auditor's Report	1
Statements of Net Assets Available for Benefits	5
Statement of Changes in Net Assets Available for Benefits	6
Notes to Financial Statements	7
Exhibit A – Schedule of Assets (Held at End of Year)	15
Exhibit B – Schedule of Delinquent Participant Contributions	17

Independent Auditor's Report

To the Trustees of
Marquette Management Employees' 401(k) Retirement Plan
Naperville, IL

Scope and Nature of the ERISA Section 103(a)(3)(C) Audit

We have performed audits of the financial statements of Marquette Management Employees' 401(k) Retirement Plan (the Plan), an employee benefit plan subject to the Employee Retirement Income Security Act of 1974 (ERISA), as permitted by ERISA Section 103(a)(3)(C) (ERISA Section 103(a)(3)(C) audit). The financial statements comprise the statements of net assets available for benefits as of December 31, 2025 and 2024, and the related statement of changes in net assets available for benefits for the year ended December 31, 2025, and the related notes to the financial statements.

Management, having determined it is permissible in the circumstances, has elected to have the audits of the Plan's financial statements performed in accordance with ERISA Section 103(a)(3)(C) pursuant to 29 CFR 2520.103-8 of the Department of Labor's (DOL) Rules and Regulations for Reporting and Disclosure under ERISA. As permitted by ERISA Section 103(a)(3)(C), our audits need not extend to any statements or information related to assets held for investment of the plan (investment information) by a bank or similar institution or insurance carrier that is regulated, supervised, and subject to periodic examination by a state or federal agency, provided that the statements or information regarding assets so held are prepared and certified to by the bank or similar institution or insurance carrier in accordance with 29 CFR 2520.103-5 of the DOL's Rules and Regulations for Reporting and Disclosure under ERISA (qualified institution).

Management has obtained certifications from a qualified institution as of December 31, 2025 and 2024, and for the year ended December 31, 2025, stating that the certified investment information, as described in Note 3 to the financial statements, is complete and accurate.

Opinion

In our opinion, based on our audits and on the procedures performed as described in the Auditor's Responsibilities for the Audit of the Financial Statements section:

- The amounts and disclosures in the accompanying financial statements, other than those agreed to or derived from the certified investment information, are presented fairly, in all material respects, in accordance with accounting principles generally accepted in the United States of America (U.S. GAAP).
- The information in the accompanying financial statements related to assets held by and certified to by a qualified institution agrees to, or is derived from, in all material respects, the information prepared and certified by an institution that management determined meets the requirements of ERISA Section 103(a)(3)(C).

Basis for Opinion

We conducted our audits in accordance with auditing standards generally accepted in the United States of America (GAAS). Our responsibilities under those standards are further described in the Auditor's Responsibilities for the Audit of the Financial Statements section of our report. We are required to be independent of the Plan and to meet our other ethical responsibilities, in accordance with the relevant ethical requirements relating to our audits. We believe that the audit evidence we have obtained is sufficient and appropriate to provide a basis for our ERISA Section 103(a)(3)(C) audit opinion.

Responsibilities of Management for the Financial Statements

Management is responsible for the preparation and fair presentation of the financial statements in accordance with U.S. GAAP, and for the design, implementation, and maintenance of internal control relevant to the preparation and fair presentation of financial statements that are free from material misstatement, whether due to fraud or error. Management's election of the ERISA Section 103(a)(3)(C) audit does not affect management's responsibility for the financial statements.

In preparing the financial statements, management is required to evaluate whether there are conditions or events, considered in the aggregate, that raise substantial doubt about the Plan's ability to continue as a going concern for one year after the date that the financial statements were available to be issued.

Management is also responsible for maintaining a current plan instrument, including all plan amendments, administering the plan, and determining that the plan's transactions that are presented and disclosed in the financial statements are in conformity with the plan's provisions, including maintaining sufficient records with respect to each of the participants, to determine the benefits due or which may become due to such participants.

Auditor's Responsibilities for the Audit of the Financial Statements

Except as described in the Scope and Nature of the ERISA Section 103(a)(3)(C) Audit section of our report, our objectives are to obtain reasonable assurance about whether the financial statements as a whole are free from material misstatement, whether due to fraud or error, and to issue an auditor's report that includes our opinion. Reasonable assurance is a high level of assurance but is not absolute assurance and therefore is not a guarantee that an audit conducted in accordance with GAAS will always detect a material misstatement when it exists. The risk of not detecting a material misstatement resulting from fraud is higher than for one resulting from error, as fraud may involve collusion, forgery, intentional omissions, misrepresentations, or the override of internal control. Misstatements are considered material if there is a substantial likelihood that, individually or in the aggregate, they would influence the judgment made by a reasonable user based on the financial statements.

In performing an audit in accordance with GAAS, we:

- Exercise professional judgment and maintain professional skepticism throughout the audit.
- Identify and assess the risks of material misstatement of the financial statements, whether due to fraud or error, and design and perform audit procedures responsive to those risks. Such procedures include examining, on a test basis, evidence regarding the amounts and disclosures in the financial statements.
- Obtain an understanding of internal control relevant to the audit in order to design audit procedures that are appropriate in the circumstances, but not for the purpose of expressing an opinion on the effectiveness of the Plan's internal control. Accordingly, no such opinion is expressed.
- Evaluate the appropriateness of accounting policies used and the reasonableness of significant accounting estimates made by management, as well as evaluate the overall presentation of the financial statements.
- Conclude whether, in our judgment, there are conditions or events, considered in the aggregate, that raise substantial doubt about the Plan's ability to continue as a going concern for a reasonable period of time.

Our audits did not extend to the certified investment information, except for obtaining and reading the certifications, comparing the certified investment information with the related information presented and disclosed in the financial statements, and reading the disclosures relating to the certified investment information to assess whether they are in accordance with the presentation and disclosure requirements of U.S. GAAP.

Accordingly, the objective of an ERISA Section 103(a)(3)(C) audit is not to express an opinion about whether the financial statements as a whole are presented fairly, in all material respects, in accordance with U.S. GAAP.

We are required to communicate with those charged with governance regarding, among other matters, the planned scope and timing of the audit, significant audit findings, and certain internal control-related matters that we identified during the audit.

Other Matter – Supplemental Schedules Required by ERISA

The supplemental Schedule of Assets (Held at End of Year) and Schedule of Delinquent Participant Contributions are presented for purposes of additional analysis and are not a required part of the financial statements but are supplementary information required by the DOL's Rules and Regulations for Reporting and Disclosure under ERISA. Such information is the responsibility of management and was derived from and relates directly to the underlying accounting and other records used to prepare the financial statements. The information included in the supplemental schedules, other than that agreed to or derived from the certified investment information, has been subjected to auditing procedures applied in the audits of the financial statements and certain additional procedures, including comparing and reconciling such information directly to the underlying accounting and other records used to prepare the financial statements or to the financial statements themselves, and other additional procedures in accordance with GAAS. For information included in the supplemental schedules that agreed to or is derived from the certified investment information, we compared such information to the related certified investment information.

In forming our opinion on the supplemental schedules, we evaluated whether the supplemental schedules, other than the information agreed to or derived from the certified investment information, including their form and content, are presented in conformity with the DOL's Rules and Regulations for Reporting and Disclosure under ERISA.

In our opinion:

- The form and content of the supplemental schedules, other than the information in the supplemental schedules that agreed to or is derived from the certified investment information, are presented, in all material respects, in conformity with the DOL's Rules and Regulations for Reporting and Disclosure under ERISA.
- The information in the supplemental schedules related to assets held by and certified to by a qualified institution agrees to, or is derived from, in all material respects, the information prepared and certified by an institution that management determined meets the requirements of ERISA Section 103(a)(3)(C).

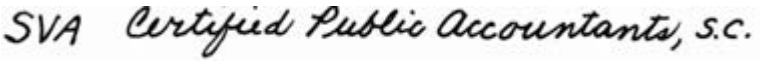

Madison, WI

October 14, 2026

Marquette Management Employees' 401(k) Retirement Plan
Statements of Net Assets Available for Benefits
December 31, 2025 and 2024

	2025	2024
Assets		
Cash (noninterest-bearing)	$ 5,586	$ 2,005
Investments at fair value	16,526,329	14,093,730
Receivables:		
Employer contributions	33,450	25,787
Participant contributions	52,839	42,682
Total receivables	86,289	68,469
Total assets	16,618,204	14,164,204
Liabilities		
Payables:		
Excess contributions payable	35,484	15,164
Total liabilities	35,484	15,164
Net assets available for benefits	$ 16,582,720	$ 14,149,040

See accompanying notes to the financial statements.

Marquette Management Employees' 401(k) Retirement Plan
Statement of Changes in Net Assets Available for Benefits
Year ended December 31, 2025

Additions to net assets:	**2025**
Investment income:	
Net appreciation in fair value of investments	$ 2,279,270
Contributions:	
Participants	1,185,339
Employer	356,145
Rollover	31,063
Total contributions	1,572,547
Total additions	3,851,817
Deductions from net assets:	
Benefits paid to participants	1,350,272
Administrative expenses	67,865
Total deductions	1,418,137
Increase in net assets	2,433,680
Net assets available for benefits - beginning of year	14,149,040
Net assets available for benefits - end of year	$ 16,582,720

See accompanying notes to the financial statements.

Note 1 – Description of Plan

The following description of Marquette Management Employees' 401(k) Retirement Plan (the Plan) provides only general information. Participants should refer to the plan document for a more complete description of the Plan's provisions.

General

The Plan is a defined contribution plan established by Marquette Management, Inc. (the Plan Sponsor and Company) under the provisions of Section 401(a) of the United States Internal Revenue Code (the IRC), which includes a qualified cash or deferred arrangement as described in Section 401(k) of the IRC, for the benefit of eligible employees of the Company and any adopting participating employers. The Plan is subject to the provisions of the Employee Retirement Income Security Act of 1974 (ERISA), as well as certain provisions of the federal income tax laws. The Plan's Trustees oversees governance of the Plan, determines the appropriateness of the Plan's investment offerings and monitors investment performance.

All employees of the Company and any participating affiliates are subject to the following eligibility requirements:

- Age: 18
- Service: 6 months during which at least 500 hours of service are completed
- Status Exclusions:
    a. Non-resident aliens with no U.S. earned income
    b. Members of collective bargaining agreement
    c. Seasonal employees who work under 1,000 hours in a Plan year

Upon satisfying the eligibility requirements, employees may participate in the Plan on the first day of the plan year or the first day of the 7th month of the plan year.

Contributions

The Plan is funded through employee elective deferrals and Company contributions. Each year, participants may elect to contribute a portion of their compensation, subject to certain maximum limitations imposed by Section 402(g) of the IRC. At the discretion of the Plan Administrator, participants may be permitted to deposit or "rollover" into the Plan distributions they have received from other plans and certain Individual Retirement Accounts (IRAs). Participants who have attained age 50 before the end of the Plan year are eligible to make catch-up contributions.

Note 1 – Description of Plan (Continued)

The following contribution types are allowed by the Plan:

- Rollover contributions
- Roth deferrals
- Elective deferrals
- Company matching

The Company makes a Company matching contribution of 50% of the participant's deferral up to 5% of compensation.

Participant Accounts

Each participant's account is credited with the participant's contribution, allocation of the Company's contributions, and Plan earnings or losses and charged with an allocation of administrative expenses that are paid by the Plan. Allocations may be charged based on participant earnings, account balances, or specific participant transactions. The benefit to which a participant is entitled is the benefit that can be provided from the participant's vested account.

Vesting

Participants are immediately 100% vested in their elective deferrals including catch-up contributions, rollover contributions from other plans, and actual earnings thereon. The method for crediting vesting service for Company matching contributions is based on vesting periods of service. Participants are credited with a period of service for 1,000 hours in a Plan year. If participants are employed on or after their Normal Retirement Age or if they terminate employment on account of death or disability, they are 100% vested in their Company matching contributions.

Service Years	Matching
< 1	0%
1	0%
2	0%
3	100%

Note 1 – Description of Plan (Continued)

Forfeited Accounts

Forfeitures represent unvested portions of terminated participants' accounts. The Plan allows forfeitures of non-vested Company contributions to be used as follows:

- Pay administrative expenses
- Reduce Company contributions

As of December 31, 2025 and 2024, forfeited non-vested accounts totaled $5,586 and $2,005, respectively. During the year ended December 31, 2025, forfeited non-vested accounts of $1,342 were used. Forfeitures are being held by the Plan in cash on the statement of net assets available for benefits.

Investment Options

Upon enrollment in the Plan, a participant may direct the contributions made to the Plan, for or on behalf of the participant, to any one or more of the investment funds determined at the discretion of the Plan Administrator and Plan Sponsor and in such multiples as the participant prescribes. A participant may change his or her investment direction with respect to future contributions or redirect the investment of his or her account balances.

Benefits Paid to Participants

Upon termination of service, disability, or retirement (age 65), a participant is entitled to receive a distribution equal to the value of the participant's vested interest in his or her account. Distribution of a deceased participant's account will be made to the designated beneficiary.

The following types of distributions are also allowed by the Plan:

- Hardship
- In service at age 65
- Termination partial withdrawal
- Involuntary cash-outs
- Rollover source withdrawal at any time

Plan Expenses

The Plan's expenses are paid by either the Plan or the Company, as provided by the Plan document. Expenses paid directly by the Company are excluded from these financial statements. Certain expenses incurred in connection with the general administration of the Plan that are paid by the Plan are recorded as deductions in the accompanying statement of changes in net assets available for benefits. In addition, certain investment-related expenses are included in net appreciation in fair value of investments.

Note 1 – Description of Plan (Continued)

Termination of the Plan

Although it has not expressed any intent to do so, the Company has the right under the Plan to discontinue its contributions at any time and to terminate the Plan subject to the provisions of ERISA. Upon termination, no further contributions will be made to the Plan and all amounts credited to the participant's account will become 100% vested. The Company will direct the distribution of the participant's account in a manner permitted by the Plan as soon as practicable.

Note 2 – Summary of Significant Accounting Policies

Basis of Accounting

The financial statements of the Plan are prepared on the accrual basis of accounting in accordance with accounting principles generally accepted in the United States of America (U.S. GAAP).

Cash

The Plan maintains its cash in bank deposit accounts, which, at times, may exceed federally insured limits. The Plan has not experienced any losses in such accounts. Management believes it is not exposed to any significant credit risk on cash.

Use of Estimates

The preparation of financial statements in accordance with U.S. GAAP requires management to make estimates and assumptions that affect the reported amounts of assets and liabilities and changes therein, and disclosure of contingent assets and liabilities. Actual results could differ from those estimates.

Investment Valuation and Income Recognition

Investments are reported at fair value. Fair value is the price that would be received to sell an asset or paid to transfer a liability in an orderly transaction between market participants at the measurement date. See Note 4 for discussion of fair value measurements.

Purchases and sales of investments are recorded on the trade-date basis. Net appreciation in fair value of investments, including realized gains and losses on sales during the year and current changes in unrealized appreciation in the market value of investments held at year end, is presented in the statement of changes in net assets available for benefits.

Note 2 – Summary of Significant Accounting Policies (Continued)

Contributions

Contributions from Plan participants and employer contributions, if any, are recorded in the year in which the participant contributions are withheld from compensation.

Contributions receivable are written off when they are determined to be uncollectible. The allowance for credit losses is estimated based on expected credit losses considering the Plan's historical losses, existing economic conditions, and the financial stability of the Company.

Payment of Benefits

Benefits are recorded when paid.

Excess contributions payable

Amounts payable to participants for contributions in excess of amounts allowed by the IRS are recorded as a liability with a corresponding reduction to contributions and adjustment to net appreciation/depreciation in fair value of investments. The Plan distributed the 2025 and 2024 excess contributions to the applicable participants subsequent to March 15, 2026 and 2025, respectively.

Subsequent Events

Subsequent events were evaluated through October 14, 2026, which is the date the financial statements were available to be issued.

Note 3 – Certified Investments

Certain information summarized below related to the accompanying financial statements and ERISA-required supplemental schedules was obtained by management and agreed to or derived from information certified as complete and accurate by John Hancock Life Insurance Company (John Hancock), the asset custodian of the Plan.

	2025	2024
Investment values certified	$ 16,526,329	$ 14,093,730

	Year ended December 31, 2025
Investment income (loss) certified:	
Net appreciation in fair value of investments	$ 2,279,270

Note 4 – Fair Value Measurements

The framework for measuring fair value provides a fair value hierarchy that prioritizes the inputs to valuation techniques used to measure fair value. The hierarchy gives the highest priority to unadjusted quoted prices in active markets for identical assets or liabilities (Level 1) and the lowest priority to unobservable inputs (Level 3). The three levels of the fair value hierarchy are described as follows:

- Level 1: Inputs to the valuation methodology are unadjusted quoted prices for identical assets or liabilities in active markets that the Plan has the ability to access.
- Level 2: Inputs to the valuation methodology include:
    - Quoted prices for similar assets or liabilities in active markets;
    - Quoted prices for identical or similar assets or liabilities in inactive markets;
    - Inputs other than quoted prices that are observable for the asset or liability; and
    - Inputs that are derived principally from or corroborated by observable market data by correlation or other means.

  If the asset or liability has a specified (contractual) term, the Level 2 input must be observable for substantially the full term of the asset or liability.
- Level 3: Inputs to the valuation methodology are unobservable and significant to the fair value measurement.

The asset or liability's fair value measurement level within the fair value hierarchy is based on the lowest level of any input that is significant to the fair value measurement. Valuation techniques maximize the use of relevant observable inputs and minimize the use of unobservable inputs.

Following is a description of the valuation methodologies used for assets measured at fair value, including the general classification of such instruments pursuant to the valuation hierarchy. There have been no changes in the methodologies used at December 31, 2025 and 2024.

Pooled Separate Accounts

Pooled separate accounts are valued using the net asset value (NAV) of units held by the Plan at year end. The NAV is determined by the custodian of the fund and is based upon the fair value of the underlying assets held by the fund. NAV is used as a practical expedient to estimate fair value. There are no participant redemption restrictions for these investments; the redemption notice period is applicable only to the Plan.

Note 4 – Fair Value Measurements (Continued)

The following table sets forth by level, within the fair value hierarchy, the Plan's assets at fair value:

	2025	2024
Level 1	$ 0	$ 0
Level 2	0	0
Level 3	0	0
Total investments in the fair value hierarchy	0	0
Investments measured at net asset value	16,526,329	14,093,730
Total investments at fair value	$ 16,526,329	$ 14,093,730

	2025	2024
Pooled separate accounts		
Fair value	$ 16,526,329	$ 14,093,730
Unfunded commitment	N/A	N/A
Redemption frequency	Daily	Daily
Redemption notice period	N/A	N/A

Note 5 – Excess Contributions Payable

Amounts payable to participants for contributions in excess of amounts allowed by the IRS are recorded as a liability with a corresponding reduction to contributions.

The excess contributions as of December 31, 2025 and 2024 were distributed by the Plan to the applicable participants subsequent to March 15 of the following year.

Note 6 – Prohibited Transactions

As required by ERISA Section 2510.3-102, the Plan Sponsor is required to segregate employee contributions to the Plan from its general assets as soon as practicable. The Plan has contributions totaling $37,729, all of which represented employee salary deferrals, that were not remitted timely. These contributions are considered prohibited transactions.

The Company will calculate lost investment earnings and file Form 5330, as applicable, and expects to compensate the plan for the lost earnings in 2026.

Note 7 – Parties-in-Interest transactions

Certain Plan investments are managed by John Hancock. John Hancock is the asset custodian and recordkeeper for the Plan, and therefore, these transactions qualify as party in interest transactions.

John Hancock provides certain administrative services to the Plan pursuant to a Master Plan Services Agreements (MSA) between the Company and John Hancock. John Hancock receives revenue from mutual fund service providers for services John Hancock provides to the funds. This revenue is used to offset certain amounts owed to John Hancock for its administrative services to the Plan.

If the revenue received by John Hancock from such mutual fund service providers exceeds the amount owed, John Hancock remits the excess to the Plan's trust on a quarterly basis. Such amounts may be applied to pay Plan administrative expenses or allocated to the accounts of the participants. During 2025, there were no excess amounts. The Plan or Plan Sponsor may make a payment to John Hancock for administrative expenses not covered by revenue sharing.

Fees were also paid by the Plan during the year for advisory and professional services rendered to COFG Advisors, LLC and Dowell Group LLP, respectively. These transactions also qualify as party-in-interest transactions.

Note 8 – Risks and Uncertainties

The Plan invests in various investment securities. Investment securities are exposed to various risks such as interest rate, market, and credit risks. Due to the level of risk associated with certain investment securities, it is, at least, reasonably possible that changes in values of investment securities will occur in the near term and that such changes could materially affect participants' account balances and the amounts reported in the statement of net assets available for benefits.

Note 9 – Tax Status

The Dowell Group LLP Non-Standardized Defined Contribution Pre-Approved Plan that the Plan has adopted effective January 1, 2021, obtained its latest opinion letter on November 30, 2020, in which the Internal Revenue Service stated that the volume submitter plan, as then designed, was acceptable under Section 401 of the Internal Revenue Code for use by employers for the benefit of their employees. The Plan has been amended since the date of the opinion letter. However, the Plan administrator and the Plan’s tax counsel believe that the Plan is currently designed and being operated in compliance with the applicable requirements of the IRC. Therefore, they believe that the Plan was qualified and the related trust was tax-exempt as of the financial statement date.

Note 10 – Plan Amendment

Effective July 1, 2024, the Plan was amended to allow Roth rollovers.

Marquette Management Employees' 401(k) Retirement Plan
Exhibit A – Form 5500, Schedule H, line 4i – Schedule of Assets (Held at End of Year)
EIN 36-3743825 Plan # 001
December 31, 2025

(a)	(b) Identity of issuer, borrower, lessor or similar party	(c) Description of investment including maturity date, rate of interest, collateral, par, or maturity value	(d) Cost	(e) Current Value
*	JH Multimanager 2060 Lifetime	Pooled Separate Account	**	$ 85,159
*	JH Multimanager 2055 Lifetime	Pooled Separate Account	**	102,926
*	JH Multimanager 2050 Lifetime	Pooled Separate Account	**	117,544
*	JH Multimanager 2045 Lifetime	Pooled Separate Account	**	195,715
*	JH Multimanager 2040 Lifetime	Pooled Separate Account	**	34,591
*	JH Multimanager 2035 Lifetime	Pooled Separate Account	**	119,295
*	JH Multimanager 2030 Lifetime	Pooled Separate Account	**	50,396
*	JH Multimanager 2010 Lifetime	Pooled Separate Account	**	48,906
*	T. Rowe Price Retirement 2065	Pooled Separate Account	**	157,584
*	T. Rowe Price Retirement 2060	Pooled Separate Account	**	385,134
*	T. Rowe Price Retirement 2055	Pooled Separate Account	**	401,497
*	T. Rowe Price Retirement 2050	Pooled Separate Account	**	280,003
*	T. Rowe Price Retirement 2045	Pooled Separate Account	**	223,586
*	T. Rowe Price Retirement 2040	Pooled Separate Account	**	262,207
*	T. Rowe Price Retirement 2035	Pooled Separate Account	**	232,199
*	T. Rowe Price Retirement 2030	Pooled Separate Account	**	212,000
*	T. Rowe Price Retirement 2025	Pooled Separate Account	**	88,155
*	T. Rowe Price Retirement 2020	Pooled Separate Account	**	12,297
*	JH Multimanager Aggressive LS	Pooled Separate Account	**	805,015
*	JH Multimanager Growth LS	Pooled Separate Account	**	3,261,421
*	JH Multimanager Balanced LS	Pooled Separate Account	**	2,698,458
*	JH Multimanager Moderate LS	Pooled Separate Account	**	317,490
*	JH Multimanager Conserv LS	Pooled Separate Account	**	76,219
*	American Century Heritage	Pooled Separate Account	**	2,528
*	AF The Growth Fund of America	Pooled Separate Account	**	379,948
*	Blue Chip Growth Fund	Pooled Separate Account	**	340,520
*	Invesco Developing Markets	Pooled Separate Account	**	64,634
*	Invesco Small Cap Growth	Pooled Separate Account	**	55,365
*	John Hancock Mid Cap Growth	Pooled Separate Account	**	60,524
*	John Hancock U.S. Growth Fund	Pooled Separate Account	**	150,846
*	Mid Cap Index Fund	Pooled Separate Account	**	230,628
*	Real Est. Securities Fund	Pooled Separate Account	**	3,570
*	Royce Small-Cap Fund	Pooled Separate Account	**	2,577
*	Royce Small-Cap Opportunity	Pooled Separate Account	**	92,219
*	Small Cap Index Fund	Pooled Separate Account	**	95,645
*	Sprott Gold Equity Fund	Pooled Separate Account	**	21,759
*	T. Rowe Price New Era Fund	Pooled Separate Account	**	1,519
*	T. Rowe Price Sci & Tech	Pooled Separate Account	**	166,772
*	Vanguard Energy Fund	Pooled Separate Account	**	11,563
*	Vanguard Small Cap Grow Index	Pooled Separate Account	**	147,669
*	500 Index Fund	Pooled Separate Account	**	1,412,673
*	American Funds EUPAC Fund	Pooled Separate Account	**	136,299
*	Washington Mutual Investors	Pooled Separate Account	**	106,093
*	Equity Income Fund	Pooled Separate Account	**	128,513
*	Franklin Mutual Beacon Fund	Pooled Separate Account	**	30,015

*	Mutual Global Discovery	Pooled Separate Account	**	856
*	Janus Henderson Gbl Eq Income	Pooled Separate Account	**	129,286
*	John Hancock Disciplined Value	Pooled Separate Account	**	101,053
*	JH Disciplined Value Intl Fund	Pooled Separate Account	**	94,639
*	JPMorgan U.S. Equity Fund	Pooled Separate Account	**	337,993
*	Nuveen LC Responsible Equity	Pooled Separate Account	**	114,094
*	PIMCO Commodity Real Return	Pooled Separate Account	**	41,709
*	AF American Balanced Fund	Pooled Separate Account	**	477,462
*	BlackRock High Yield Fund	Pooled Separate Account	**	28,063
*	Fidelity Advisor Total Bond	Pooled Separate Account	**	310,620
*	PIMCO Intl Bond USD-Hedged	Pooled Separate Account	**	946
*	PIMCO Real Return	Pooled Separate Account	**	28,388
*	T. Rowe Price Spectrum Inc	Pooled Separate Account	**	101,931
*	Money Market Fund	Pooled Separate Account	**	838,068
*	Vanguard Short-Term Federal	Pooled Separate Account	**	111,545
	Total assets held at end of year			$ 16,526,329

* A party-in-interest as defined by ERISA

** Not required for participant-directed transactions under an individual account plan

Marquette Management Employees' 401(k) Retirement Plan
Exhibit B – Form 5500, Schedule H, line 4a – Schedule of Delinquent Participant Contributions
EIN 36-3743825 Plan # 001

Participant Contributions Transferred Late to Plan	Total that Constitute Nonexempt Prohibited Transactions			Total Fully Corrected Under VFCP and PTE 2002-51
$ 37,729				
Check here if Late Participant Loan Repayments are included: [ ]	Contributions Not Corrected	Contributions Corrected Outside VFCP	Contributions Pending Correction in VFCP	
	$ 37,729	$ -	$ -	$ -

Marquette Management Employees' 401(k) Retirement Plan

Audited Financial Statements
and
Supplementary Data

December 31, 2025 and 2024

SVA® | Certified Public Accountants
Tax, Audit and Business Strategy

Measurable Results.® | SVAaccountants.com

MARQUETTE MANAGEMENT EMPLOYEES' 401(K) RETIREMENT PLAN

CONTENTS

	Page
Independent Auditor's Report	1
Statements of Net Assets Available for Benefits	5
Statement of Changes in Net Assets Available for Benefits	6
Notes to Financial Statements	7
Exhibit A – Schedule of Assets (Held at End of Year)	15
Exhibit B – Schedule of Delinquent Participant Contributions	17

Independent Auditor's Report

To the Trustees of
Marquette Management Employees' 401(k) Retirement Plan
Naperville, IL

Scope and Nature of the ERISA Section 103(a)(3)(C) Audit

We have performed audits of the financial statements of Marquette Management Employees' 401(k) Retirement Plan (the Plan), an employee benefit plan subject to the Employee Retirement Income Security Act of 1974 (ERISA), as permitted by ERISA Section 103(a)(3)(C) (ERISA Section 103(a)(3)(C) audit). The financial statements comprise the statements of net assets available for benefits as of December 31, 2025 and 2024, and the related statement of changes in net assets available for benefits for the year ended December 31, 2025, and the related notes to the financial statements.

Management, having determined it is permissible in the circumstances, has elected to have the audits of the Plan's financial statements performed in accordance with ERISA Section 103(a)(3)(C) pursuant to 29 CFR 2520.103-8 of the Department of Labor's (DOL) Rules and Regulations for Reporting and Disclosure under ERISA. As permitted by ERISA Section 103(a)(3)(C), our audits need not extend to any statements or information related to assets held for investment of the plan (investment information) by a bank or similar institution or insurance carrier that is regulated, supervised, and subject to periodic examination by a state or federal agency, provided that the statements or information regarding assets so held are prepared and certified to by the bank or similar institution or insurance carrier in accordance with 29 CFR 2520.103-5 of the DOL's Rules and Regulations for Reporting and Disclosure under ERISA (qualified institution).

Management has obtained certifications from a qualified institution as of December 31, 2025 and 2024, and for the year ended December 31, 2025, stating that the certified investment information, as described in Note 3 to the financial statements, is complete and accurate.

Opinion

In our opinion, based on our audits and on the procedures performed as described in the Auditor's Responsibilities for the Audit of the Financial Statements section:

- The amounts and disclosures in the accompanying financial statements, other than those agreed to or derived from the certified investment information, are presented fairly, in all material respects, in accordance with accounting principles generally accepted in the United States of America (U.S. GAAP).
- The information in the accompanying financial statements related to assets held by and certified to by a qualified institution agrees to, or is derived from, in all material respects, the information prepared and certified by an institution that management determined meets the requirements of ERISA Section 103(a)(3)(C).

Basis for Opinion

We conducted our audits in accordance with auditing standards generally accepted in the United States of America (GAAS). Our responsibilities under those standards are further described in the Auditor's Responsibilities for the Audit of the Financial Statements section of our report. We are required to be independent of the Plan and to meet our other ethical responsibilities, in accordance with the relevant ethical requirements relating to our audits. We believe that the audit evidence we have obtained is sufficient and appropriate to provide a basis for our ERISA Section 103(a)(3)(C) audit opinion.

Responsibilities of Management for the Financial Statements

Management is responsible for the preparation and fair presentation of the financial statements in accordance with U.S. GAAP, and for the design, implementation, and maintenance of internal control relevant to the preparation and fair presentation of financial statements that are free from material misstatement, whether due to fraud or error. Management's election of the ERISA Section 103(a)(3)(C) audit does not affect management's responsibility for the financial statements.

In preparing the financial statements, management is required to evaluate whether there are conditions or events, considered in the aggregate, that raise substantial doubt about the Plan's ability to continue as a going concern for one year after the date that the financial statements were available to be issued.

Management is also responsible for maintaining a current plan instrument, including all plan amendments, administering the plan, and determining that the plan's transactions that are presented and disclosed in the financial statements are in conformity with the plan's provisions, including maintaining sufficient records with respect to each of the participants, to determine the benefits due or which may become due to such participants.

Auditor's Responsibilities for the Audit of the Financial Statements

Except as described in the Scope and Nature of the ERISA Section 103(a)(3)(C) Audit section of our report, our objectives are to obtain reasonable assurance about whether the financial statements as a whole are free from material misstatement, whether due to fraud or error, and to issue an auditor's report that includes our opinion. Reasonable assurance is a high level of assurance but is not absolute assurance and therefore is not a guarantee that an audit conducted in accordance with GAAS will always detect a material misstatement when it exists. The risk of not detecting a material misstatement resulting from fraud is higher than for one resulting from error, as fraud may involve collusion, forgery, intentional omissions, misrepresentations, or the override of internal control. Misstatements are considered material if there is a substantial likelihood that, individually or in the aggregate, they would influence the judgment made by a reasonable user based on the financial statements.

In performing an audit in accordance with GAAS, we:

- Exercise professional judgment and maintain professional skepticism throughout the audit.
- Identify and assess the risks of material misstatement of the financial statements, whether due to fraud or error, and design and perform audit procedures responsive to those risks. Such procedures include examining, on a test basis, evidence regarding the amounts and disclosures in the financial statements.
- Obtain an understanding of internal control relevant to the audit in order to design audit procedures that are appropriate in the circumstances, but not for the purpose of expressing an opinion on the effectiveness of the Plan's internal control. Accordingly, no such opinion is expressed.
- Evaluate the appropriateness of accounting policies used and the reasonableness of significant accounting estimates made by management, as well as evaluate the overall presentation of the financial statements.
- Conclude whether, in our judgment, there are conditions or events, considered in the aggregate, that raise substantial doubt about the Plan's ability to continue as a going concern for a reasonable period of time.

Our audits did not extend to the certified investment information, except for obtaining and reading the certifications, comparing the certified investment information with the related information presented and disclosed in the financial statements, and reading the disclosures relating to the certified investment information to assess whether they are in accordance with the presentation and disclosure requirements of U.S. GAAP.

Accordingly, the objective of an ERISA Section 103(a)(3)(C) audit is not to express an opinion about whether the financial statements as a whole are presented fairly, in all material respects, in accordance with U.S. GAAP.

We are required to communicate with those charged with governance regarding, among other matters, the planned scope and timing of the audit, significant audit findings, and certain internal control-related matters that we identified during the audit.

Other Matter – Supplemental Schedules Required by ERISA

The supplemental Schedule of Assets (Held at End of Year) and Schedule of Delinquent Participant Contributions are presented for purposes of additional analysis and are not a required part of the financial statements but are supplementary information required by the DOL's Rules and Regulations for Reporting and Disclosure under ERISA. Such information is the responsibility of management and was derived from and relates directly to the underlying accounting and other records used to prepare the financial statements. The information included in the supplemental schedules, other than that agreed to or derived from the certified investment information, has been subjected to auditing procedures applied in the audits of the financial statements and certain additional procedures, including comparing and reconciling such information directly to the underlying accounting and other records used to prepare the financial statements or to the financial statements themselves, and other additional procedures in accordance with GAAS. For information included in the supplemental schedules that agreed to or is derived from the certified investment information, we compared such information to the related certified investment information.

In forming our opinion on the supplemental schedules, we evaluated whether the supplemental schedules, other than the information agreed to or derived from the certified investment information, including their form and content, are presented in conformity with the DOL's Rules and Regulations for Reporting and Disclosure under ERISA.

In our opinion:

- The form and content of the supplemental schedules, other than the information in the supplemental schedules that agreed to or is derived from the certified investment information, are presented, in all material respects, in conformity with the DOL's Rules and Regulations for Reporting and Disclosure under ERISA.
- The information in the supplemental schedules related to assets held by and certified to by a qualified institution agrees to, or is derived from, in all material respects, the information prepared and certified by an institution that management determined meets the requirements of ERISA Section 103(a)(3)(C).

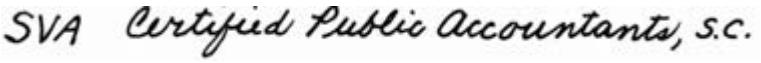

Madison, WI

October 14, 2026

Marquette Management Employees' 401(k) Retirement Plan
Statements of Net Assets Available for Benefits
December 31, 2025 and 2024

	2025	2024
Assets		
Cash (noninterest-bearing)	$ 5,586	$ 2,005
Investments at fair value	16,526,329	14,093,730
Receivables:		
Employer contributions	33,450	25,787
Participant contributions	52,839	42,682
Total receivables	86,289	68,469
Total assets	16,618,204	14,164,204
Liabilities		
Payables:		
Excess contributions payable	35,484	15,164
Total liabilities	35,484	15,164
Net assets available for benefits	$ 16,582,720	$ 14,149,040

See accompanying notes to the financial statements.

Marquette Management Employees' 401(k) Retirement Plan
Statement of Changes in Net Assets Available for Benefits
Year ended December 31, 2025

Additions to net assets:	**2025**
Investment income:	
Net appreciation in fair value of investments	$ 2,279,270
Contributions:	
Participants	1,185,339
Employer	356,145
Rollover	31,063
Total contributions	1,572,547
Total additions	3,851,817
Deductions from net assets:	
Benefits paid to participants	1,350,272
Administrative expenses	67,865
Total deductions	1,418,137
Increase in net assets	2,433,680
Net assets available for benefits - beginning of year	14,149,040
Net assets available for benefits - end of year	$ 16,582,720

See accompanying notes to the financial statements.

Note 1 – Description of Plan

The following description of Marquette Management Employees' 401(k) Retirement Plan (the Plan) provides only general information. Participants should refer to the plan document for a more complete description of the Plan's provisions.

General

The Plan is a defined contribution plan established by Marquette Management, Inc. (the Plan Sponsor and Company) under the provisions of Section 401(a) of the United States Internal Revenue Code (the IRC), which includes a qualified cash or deferred arrangement as described in Section 401(k) of the IRC, for the benefit of eligible employees of the Company and any adopting participating employers. The Plan is subject to the provisions of the Employee Retirement Income Security Act of 1974 (ERISA), as well as certain provisions of the federal income tax laws. The Plan's Trustees oversees governance of the Plan, determines the appropriateness of the Plan's investment offerings and monitors investment performance.

All employees of the Company and any participating affiliates are subject to the following eligibility requirements:

- Age: 18
- Service: 6 months during which at least 500 hours of service are completed
- Status Exclusions:
    a. Non-resident aliens with no U.S. earned income
    b. Members of collective bargaining agreement
    c. Seasonal employees who work under 1,000 hours in a Plan year

Upon satisfying the eligibility requirements, employees may participate in the Plan on the first day of the plan year or the first day of the 7th month of the plan year.

Contributions

The Plan is funded through employee elective deferrals and Company contributions. Each year, participants may elect to contribute a portion of their compensation, subject to certain maximum limitations imposed by Section 402(g) of the IRC. At the discretion of the Plan Administrator, participants may be permitted to deposit or "rollover" into the Plan distributions they have received from other plans and certain Individual Retirement Accounts (IRAs). Participants who have attained age 50 before the end of the Plan year are eligible to make catch-up contributions.

Note 1 – Description of Plan (Continued)

The following contribution types are allowed by the Plan:

- Rollover contributions
- Roth deferrals
- Elective deferrals
- Company matching

The Company makes a Company matching contribution of 50% of the participant's deferral up to 5% of compensation.

Participant Accounts

Each participant's account is credited with the participant's contribution, allocation of the Company's contributions, and Plan earnings or losses and charged with an allocation of administrative expenses that are paid by the Plan. Allocations may be charged based on participant earnings, account balances, or specific participant transactions. The benefit to which a participant is entitled is the benefit that can be provided from the participant's vested account.

Vesting

Participants are immediately 100% vested in their elective deferrals including catch-up contributions, rollover contributions from other plans, and actual earnings thereon. The method for crediting vesting service for Company matching contributions is based on vesting periods of service. Participants are credited with a period of service for 1,000 hours in a Plan year. If participants are employed on or after their Normal Retirement Age or if they terminate employment on account of death or disability, they are 100% vested in their Company matching contributions.

Service Years	Matching
< 1	0%
1	0%
2	0%
3	100%

Note 1 – Description of Plan (Continued)

Forfeited Accounts

Forfeitures represent unvested portions of terminated participants' accounts. The Plan allows forfeitures of non-vested Company contributions to be used as follows:

- Pay administrative expenses
- Reduce Company contributions

As of December 31, 2025 and 2024, forfeited non-vested accounts totaled $5,586 and $2,005, respectively. During the year ended December 31, 2025, forfeited non-vested accounts of $1,342 were used. Forfeitures are being held by the Plan in cash on the statement of net assets available for benefits.

Investment Options

Upon enrollment in the Plan, a participant may direct the contributions made to the Plan, for or on behalf of the participant, to any one or more of the investment funds determined at the discretion of the Plan Administrator and Plan Sponsor and in such multiples as the participant prescribes. A participant may change his or her investment direction with respect to future contributions or redirect the investment of his or her account balances.

Benefits Paid to Participants

Upon termination of service, disability, or retirement (age 65), a participant is entitled to receive a distribution equal to the value of the participant's vested interest in his or her account. Distribution of a deceased participant's account will be made to the designated beneficiary.

The following types of distributions are also allowed by the Plan:

- Hardship
- In service at age 65
- Termination partial withdrawal
- Involuntary cash-outs
- Rollover source withdrawal at any time

Plan Expenses

The Plan's expenses are paid by either the Plan or the Company, as provided by the Plan document. Expenses paid directly by the Company are excluded from these financial statements. Certain expenses incurred in connection with the general administration of the Plan that are paid by the Plan are recorded as deductions in the accompanying statement of changes in net assets available for benefits. In addition, certain investment-related expenses are included in net appreciation in fair value of investments.

Note 1 – Description of Plan (Continued)

Termination of the Plan

Although it has not expressed any intent to do so, the Company has the right under the Plan to discontinue its contributions at any time and to terminate the Plan subject to the provisions of ERISA. Upon termination, no further contributions will be made to the Plan and all amounts credited to the participant's account will become 100% vested. The Company will direct the distribution of the participant's account in a manner permitted by the Plan as soon as practicable.

Note 2 – Summary of Significant Accounting Policies

Basis of Accounting

The financial statements of the Plan are prepared on the accrual basis of accounting in accordance with accounting principles generally accepted in the United States of America (U.S. GAAP).

Cash

The Plan maintains its cash in bank deposit accounts, which, at times, may exceed federally insured limits. The Plan has not experienced any losses in such accounts. Management believes it is not exposed to any significant credit risk on cash.

Use of Estimates

The preparation of financial statements in accordance with U.S. GAAP requires management to make estimates and assumptions that affect the reported amounts of assets and liabilities and changes therein, and disclosure of contingent assets and liabilities. Actual results could differ from those estimates.

Investment Valuation and Income Recognition

Investments are reported at fair value. Fair value is the price that would be received to sell an asset or paid to transfer a liability in an orderly transaction between market participants at the measurement date. See Note 4 for discussion of fair value measurements.

Purchases and sales of investments are recorded on the trade-date basis. Net appreciation in fair value of investments, including realized gains and losses on sales during the year and current changes in unrealized appreciation in the market value of investments held at year end, is presented in the statement of changes in net assets available for benefits.

Note 2 – Summary of Significant Accounting Policies (Continued)

Contributions

Contributions from Plan participants and employer contributions, if any, are recorded in the year in which the participant contributions are withheld from compensation.

Contributions receivable are written off when they are determined to be uncollectible. The allowance for credit losses is estimated based on expected credit losses considering the Plan's historical losses, existing economic conditions, and the financial stability of the Company.

Payment of Benefits

Benefits are recorded when paid.

Excess contributions payable

Amounts payable to participants for contributions in excess of amounts allowed by the IRS are recorded as a liability with a corresponding reduction to contributions and adjustment to net appreciation/depreciation in fair value of investments. The Plan distributed the 2025 and 2024 excess contributions to the applicable participants subsequent to March 15, 2026 and 2025, respectively.

Subsequent Events

Subsequent events were evaluated through October 14, 2026, which is the date the financial statements were available to be issued.

Note 3 – Certified Investments

Certain information summarized below related to the accompanying financial statements and ERISA-required supplemental schedules was obtained by management and agreed to or derived from information certified as complete and accurate by John Hancock Life Insurance Company (John Hancock), the asset custodian of the Plan.

	2025	2024
Investment values certified	$ 16,526,329	$ 14,093,730

	Year ended December 31, 2025
Investment income (loss) certified:	
Net appreciation in fair value of investments	$ 2,279,270

Note 4 – Fair Value Measurements

The framework for measuring fair value provides a fair value hierarchy that prioritizes the inputs to valuation techniques used to measure fair value. The hierarchy gives the highest priority to unadjusted quoted prices in active markets for identical assets or liabilities (Level 1) and the lowest priority to unobservable inputs (Level 3). The three levels of the fair value hierarchy are described as follows:

- Level 1: Inputs to the valuation methodology are unadjusted quoted prices for identical assets or liabilities in active markets that the Plan has the ability to access.
- Level 2: Inputs to the valuation methodology include:
    - Quoted prices for similar assets or liabilities in active markets;
    - Quoted prices for identical or similar assets or liabilities in inactive markets;
    - Inputs other than quoted prices that are observable for the asset or liability; and
    - Inputs that are derived principally from or corroborated by observable market data by correlation or other means.

  If the asset or liability has a specified (contractual) term, the Level 2 input must be observable for substantially the full term of the asset or liability.
- Level 3: Inputs to the valuation methodology are unobservable and significant to the fair value measurement.

The asset or liability's fair value measurement level within the fair value hierarchy is based on the lowest level of any input that is significant to the fair value measurement. Valuation techniques maximize the use of relevant observable inputs and minimize the use of unobservable inputs.

Following is a description of the valuation methodologies used for assets measured at fair value, including the general classification of such instruments pursuant to the valuation hierarchy. There have been no changes in the methodologies used at December 31, 2025 and 2024.

Pooled Separate Accounts

Pooled separate accounts are valued using the net asset value (NAV) of units held by the Plan at year end. The NAV is determined by the custodian of the fund and is based upon the fair value of the underlying assets held by the fund. NAV is used as a practical expedient to estimate fair value. There are no participant redemption restrictions for these investments; the redemption notice period is applicable only to the Plan.

Note 4 – Fair Value Measurements (Continued)

The following table sets forth by level, within the fair value hierarchy, the Plan's assets at fair value:

	2025	2024
Level 1	$ 0	$ 0
Level 2	0	0
Level 3	0	0
Total investments in the fair value hierarchy	0	0
Investments measured at net asset value	16,526,329	14,093,730
Total investments at fair value	$ 16,526,329	$ 14,093,730

	2025	2024
Pooled separate accounts		
Fair value	$ 16,526,329	$ 14,093,730
Unfunded commitment	N/A	N/A
Redemption frequency	Daily	Daily
Redemption notice period	N/A	N/A

Note 5 – Excess Contributions Payable

Amounts payable to participants for contributions in excess of amounts allowed by the IRS are recorded as a liability with a corresponding reduction to contributions.

The excess contributions as of December 31, 2025 and 2024 were distributed by the Plan to the applicable participants subsequent to March 15 of the following year.

Note 6 – Prohibited Transactions

As required by ERISA Section 2510.3-102, the Plan Sponsor is required to segregate employee contributions to the Plan from its general assets as soon as practicable. The Plan has contributions totaling $37,729, all of which represented employee salary deferrals, that were not remitted timely. These contributions are considered prohibited transactions.

The Company will calculate lost investment earnings and file Form 5330, as applicable, and expects to compensate the plan for the lost earnings in 2026.

Note 7 – Parties-in-Interest transactions

Certain Plan investments are managed by John Hancock. John Hancock is the asset custodian and recordkeeper for the Plan, and therefore, these transactions qualify as party in interest transactions.

John Hancock provides certain administrative services to the Plan pursuant to a Master Plan Services Agreements (MSA) between the Company and John Hancock. John Hancock receives revenue from mutual fund service providers for services John Hancock provides to the funds. This revenue is used to offset certain amounts owed to John Hancock for its administrative services to the Plan.

If the revenue received by John Hancock from such mutual fund service providers exceeds the amount owed, John Hancock remits the excess to the Plan's trust on a quarterly basis. Such amounts may be applied to pay Plan administrative expenses or allocated to the accounts of the participants. During 2025, there were no excess amounts. The Plan or Plan Sponsor may make a payment to John Hancock for administrative expenses not covered by revenue sharing.

Fees were also paid by the Plan during the year for advisory and professional services rendered to COFG Advisors, LLC and Dowell Group LLP, respectively. These transactions also qualify as party-in-interest transactions.

Note 8 – Risks and Uncertainties

The Plan invests in various investment securities. Investment securities are exposed to various risks such as interest rate, market, and credit risks. Due to the level of risk associated with certain investment securities, it is, at least, reasonably possible that changes in values of investment securities will occur in the near term and that such changes could materially affect participants' account balances and the amounts reported in the statement of net assets available for benefits.

Note 9 – Tax Status

The Dowell Group LLP Non-Standardized Defined Contribution Pre-Approved Plan that the Plan has adopted effective January 1, 2021, obtained its latest opinion letter on November 30, 2020, in which the Internal Revenue Service stated that the volume submitter plan, as then designed, was acceptable under Section 401 of the Internal Revenue Code for use by employers for the benefit of their employees. The Plan has been amended since the date of the opinion letter. However, the Plan administrator and the Plan’s tax counsel believe that the Plan is currently designed and being operated in compliance with the applicable requirements of the IRC. Therefore, they believe that the Plan was qualified and the related trust was tax-exempt as of the financial statement date.

Note 10 – Plan Amendment

Effective July 1, 2024, the Plan was amended to allow Roth rollovers.

Marquette Management Employees' 401(k) Retirement Plan
Exhibit A – Form 5500, Schedule H, line 4i – Schedule of Assets (Held at End of Year)
EIN 36-3743825 Plan # 001
December 31, 2025

(a)	(b) Identity of issuer, borrower, lessor or similar party	(c) Description of investment including maturity date, rate of interest, collateral, par, or maturity value	(d) Cost	(e) Current Value
*	JH Multimanager 2060 Lifetime	Pooled Separate Account	**	$ 85,159
*	JH Multimanager 2055 Lifetime	Pooled Separate Account	**	102,926
*	JH Multimanager 2050 Lifetime	Pooled Separate Account	**	117,544
*	JH Multimanager 2045 Lifetime	Pooled Separate Account	**	195,715
*	JH Multimanager 2040 Lifetime	Pooled Separate Account	**	34,591
*	JH Multimanager 2035 Lifetime	Pooled Separate Account	**	119,295
*	JH Multimanager 2030 Lifetime	Pooled Separate Account	**	50,396
*	JH Multimanager 2010 Lifetime	Pooled Separate Account	**	48,906
*	T. Rowe Price Retirement 2065	Pooled Separate Account	**	157,584
*	T. Rowe Price Retirement 2060	Pooled Separate Account	**	385,134
*	T. Rowe Price Retirement 2055	Pooled Separate Account	**	401,497
*	T. Rowe Price Retirement 2050	Pooled Separate Account	**	280,003
*	T. Rowe Price Retirement 2045	Pooled Separate Account	**	223,586
*	T. Rowe Price Retirement 2040	Pooled Separate Account	**	262,207
*	T. Rowe Price Retirement 2035	Pooled Separate Account	**	232,199
*	T. Rowe Price Retirement 2030	Pooled Separate Account	**	212,000
*	T. Rowe Price Retirement 2025	Pooled Separate Account	**	88,155
*	T. Rowe Price Retirement 2020	Pooled Separate Account	**	12,297
*	JH Multimanager Aggressive LS	Pooled Separate Account	**	805,015
*	JH Multimanager Growth LS	Pooled Separate Account	**	3,261,421
*	JH Multimanager Balanced LS	Pooled Separate Account	**	2,698,458
*	JH Multimanager Moderate LS	Pooled Separate Account	**	317,490
*	JH Multimanager Conserv LS	Pooled Separate Account	**	76,219
*	American Century Heritage	Pooled Separate Account	**	2,528
*	AF The Growth Fund of America	Pooled Separate Account	**	379,948
*	Blue Chip Growth Fund	Pooled Separate Account	**	340,520
*	Invesco Developing Markets	Pooled Separate Account	**	64,634
*	Invesco Small Cap Growth	Pooled Separate Account	**	55,365
*	John Hancock Mid Cap Growth	Pooled Separate Account	**	60,524
*	John Hancock U.S. Growth Fund	Pooled Separate Account	**	150,846
*	Mid Cap Index Fund	Pooled Separate Account	**	230,628
*	Real Est. Securities Fund	Pooled Separate Account	**	3,570
*	Royce Small-Cap Fund	Pooled Separate Account	**	2,577
*	Royce Small-Cap Opportunity	Pooled Separate Account	**	92,219
*	Small Cap Index Fund	Pooled Separate Account	**	95,645
*	Sprott Gold Equity Fund	Pooled Separate Account	**	21,759
*	T. Rowe Price New Era Fund	Pooled Separate Account	**	1,519
*	T. Rowe Price Sci & Tech	Pooled Separate Account	**	166,772
*	Vanguard Energy Fund	Pooled Separate Account	**	11,563
*	Vanguard Small Cap Grow Index	Pooled Separate Account	**	147,669
*	500 Index Fund	Pooled Separate Account	**	1,412,673
*	American Funds EUPAC Fund	Pooled Separate Account	**	136,299
*	Washington Mutual Investors	Pooled Separate Account	**	106,093
*	Equity Income Fund	Pooled Separate Account	**	128,513
*	Franklin Mutual Beacon Fund	Pooled Separate Account	**	30,015

*	Mutual Global Discovery	Pooled Separate Account	**	856
*	Janus Henderson Gbl Eq Income	Pooled Separate Account	**	129,286
*	John Hancock Disciplined Value	Pooled Separate Account	**	101,053
*	JH Disciplined Value Intl Fund	Pooled Separate Account	**	94,639
*	JPMorgan U.S. Equity Fund	Pooled Separate Account	**	337,993
*	Nuveen LC Responsible Equity	Pooled Separate Account	**	114,094
*	PIMCO Commodity Real Return	Pooled Separate Account	**	41,709
*	AF American Balanced Fund	Pooled Separate Account	**	477,462
*	BlackRock High Yield Fund	Pooled Separate Account	**	28,063
*	Fidelity Advisor Total Bond	Pooled Separate Account	**	310,620
*	PIMCO Intl Bond USD-Hedged	Pooled Separate Account	**	946
*	PIMCO Real Return	Pooled Separate Account	**	28,388
*	T. Rowe Price Spectrum Inc	Pooled Separate Account	**	101,931
*	Money Market Fund	Pooled Separate Account	**	838,068
*	Vanguard Short-Term Federal	Pooled Separate Account	**	111,545
	Total assets held at end of year			$ 16,526,329

* A party-in-interest as defined by ERISA

** Not required for participant-directed transactions under an individual account plan

Marquette Management Employees' 401(k) Retirement Plan
Exhibit B – Form 5500, Schedule H, line 4a – Schedule of Delinquent Participant Contributions
EIN 36-3743825 Plan # 001

Participant Contributions Transferred Late to Plan	Total that Constitute Nonexempt Prohibited Transactions			Total Fully Corrected Under VFCP and PTE 2002-51
$ 37,729				
Check here if Late Participant Loan Repayments are included: [ ]	Contributions Not Corrected	Contributions Corrected Outside VFCP	Contributions Pending Correction in VFCP	
	$ 37,729	$ -	$ -	$ -

Marquette Management Employees' 401(k) Retirement Plan

Audited Financial Statements
and
Supplementary Data

December 31, 2025 and 2024

SVA® | Certified Public Accountants
Tax, Audit and Business Strategy

Measurable Results.® | SVAaccountants.com

MARQUETTE MANAGEMENT EMPLOYEES' 401(K) RETIREMENT PLAN

CONTENTS

	Page
Independent Auditor's Report	1
Statements of Net Assets Available for Benefits	5
Statement of Changes in Net Assets Available for Benefits	6
Notes to Financial Statements	7
Exhibit A – Schedule of Assets (Held at End of Year)	15
Exhibit B – Schedule of Delinquent Participant Contributions	17

Independent Auditor's Report

To the Trustees of
Marquette Management Employees' 401(k) Retirement Plan
Naperville, IL

Scope and Nature of the ERISA Section 103(a)(3)(C) Audit

We have performed audits of the financial statements of Marquette Management Employees' 401(k) Retirement Plan (the Plan), an employee benefit plan subject to the Employee Retirement Income Security Act of 1974 (ERISA), as permitted by ERISA Section 103(a)(3)(C) (ERISA Section 103(a)(3)(C) audit). The financial statements comprise the statements of net assets available for benefits as of December 31, 2025 and 2024, and the related statement of changes in net assets available for benefits for the year ended December 31, 2025, and the related notes to the financial statements.

Management, having determined it is permissible in the circumstances, has elected to have the audits of the Plan's financial statements performed in accordance with ERISA Section 103(a)(3)(C) pursuant to 29 CFR 2520.103-8 of the Department of Labor's (DOL) Rules and Regulations for Reporting and Disclosure under ERISA. As permitted by ERISA Section 103(a)(3)(C), our audits need not extend to any statements or information related to assets held for investment of the plan (investment information) by a bank or similar institution or insurance carrier that is regulated, supervised, and subject to periodic examination by a state or federal agency, provided that the statements or information regarding assets so held are prepared and certified to by the bank or similar institution or insurance carrier in accordance with 29 CFR 2520.103-5 of the DOL's Rules and Regulations for Reporting and Disclosure under ERISA (qualified institution).

Management has obtained certifications from a qualified institution as of December 31, 2025 and 2024, and for the year ended December 31, 2025, stating that the certified investment information, as described in Note 3 to the financial statements, is complete and accurate.

Opinion

In our opinion, based on our audits and on the procedures performed as described in the Auditor's Responsibilities for the Audit of the Financial Statements section:

- The amounts and disclosures in the accompanying financial statements, other than those agreed to or derived from the certified investment information, are presented fairly, in all material respects, in accordance with accounting principles generally accepted in the United States of America (U.S. GAAP).
- The information in the accompanying financial statements related to assets held by and certified to by a qualified institution agrees to, or is derived from, in all material respects, the information prepared and certified by an institution that management determined meets the requirements of ERISA Section 103(a)(3)(C).

Basis for Opinion

We conducted our audits in accordance with auditing standards generally accepted in the United States of America (GAAS). Our responsibilities under those standards are further described in the Auditor's Responsibilities for the Audit of the Financial Statements section of our report. We are required to be independent of the Plan and to meet our other ethical responsibilities, in accordance with the relevant ethical requirements relating to our audits. We believe that the audit evidence we have obtained is sufficient and appropriate to provide a basis for our ERISA Section 103(a)(3)(C) audit opinion.

Responsibilities of Management for the Financial Statements

Management is responsible for the preparation and fair presentation of the financial statements in accordance with U.S. GAAP, and for the design, implementation, and maintenance of internal control relevant to the preparation and fair presentation of financial statements that are free from material misstatement, whether due to fraud or error. Management's election of the ERISA Section 103(a)(3)(C) audit does not affect management's responsibility for the financial statements.

In preparing the financial statements, management is required to evaluate whether there are conditions or events, considered in the aggregate, that raise substantial doubt about the Plan's ability to continue as a going concern for one year after the date that the financial statements were available to be issued.

Management is also responsible for maintaining a current plan instrument, including all plan amendments, administering the plan, and determining that the plan's transactions that are presented and disclosed in the financial statements are in conformity with the plan's provisions, including maintaining sufficient records with respect to each of the participants, to determine the benefits due or which may become due to such participants.

Auditor's Responsibilities for the Audit of the Financial Statements

Except as described in the Scope and Nature of the ERISA Section 103(a)(3)(C) Audit section of our report, our objectives are to obtain reasonable assurance about whether the financial statements as a whole are free from material misstatement, whether due to fraud or error, and to issue an auditor's report that includes our opinion. Reasonable assurance is a high level of assurance but is not absolute assurance and therefore is not a guarantee that an audit conducted in accordance with GAAS will always detect a material misstatement when it exists. The risk of not detecting a material misstatement resulting from fraud is higher than for one resulting from error, as fraud may involve collusion, forgery, intentional omissions, misrepresentations, or the override of internal control. Misstatements are considered material if there is a substantial likelihood that, individually or in the aggregate, they would influence the judgment made by a reasonable user based on the financial statements.

In performing an audit in accordance with GAAS, we:

- Exercise professional judgment and maintain professional skepticism throughout the audit.
- Identify and assess the risks of material misstatement of the financial statements, whether due to fraud or error, and design and perform audit procedures responsive to those risks. Such procedures include examining, on a test basis, evidence regarding the amounts and disclosures in the financial statements.
- Obtain an understanding of internal control relevant to the audit in order to design audit procedures that are appropriate in the circumstances, but not for the purpose of expressing an opinion on the effectiveness of the Plan's internal control. Accordingly, no such opinion is expressed.
- Evaluate the appropriateness of accounting policies used and the reasonableness of significant accounting estimates made by management, as well as evaluate the overall presentation of the financial statements.
- Conclude whether, in our judgment, there are conditions or events, considered in the aggregate, that raise substantial doubt about the Plan's ability to continue as a going concern for a reasonable period of time.

Our audits did not extend to the certified investment information, except for obtaining and reading the certifications, comparing the certified investment information with the related information presented and disclosed in the financial statements, and reading the disclosures relating to the certified investment information to assess whether they are in accordance with the presentation and disclosure requirements of U.S. GAAP.

Accordingly, the objective of an ERISA Section 103(a)(3)(C) audit is not to express an opinion about whether the financial statements as a whole are presented fairly, in all material respects, in accordance with U.S. GAAP.

We are required to communicate with those charged with governance regarding, among other matters, the planned scope and timing of the audit, significant audit findings, and certain internal control-related matters that we identified during the audit.

Other Matter – Supplemental Schedules Required by ERISA

The supplemental Schedule of Assets (Held at End of Year) and Schedule of Delinquent Participant Contributions are presented for purposes of additional analysis and are not a required part of the financial statements but are supplementary information required by the DOL's Rules and Regulations for Reporting and Disclosure under ERISA. Such information is the responsibility of management and was derived from and relates directly to the underlying accounting and other records used to prepare the financial statements. The information included in the supplemental schedules, other than that agreed to or derived from the certified investment information, has been subjected to auditing procedures applied in the audits of the financial statements and certain additional procedures, including comparing and reconciling such information directly to the underlying accounting and other records used to prepare the financial statements or to the financial statements themselves, and other additional procedures in accordance with GAAS. For information included in the supplemental schedules that agreed to or is derived from the certified investment information, we compared such information to the related certified investment information.

In forming our opinion on the supplemental schedules, we evaluated whether the supplemental schedules, other than the information agreed to or derived from the certified investment information, including their form and content, are presented in conformity with the DOL's Rules and Regulations for Reporting and Disclosure under ERISA.

In our opinion:

- The form and content of the supplemental schedules, other than the information in the supplemental schedules that agreed to or is derived from the certified investment information, are presented, in all material respects, in conformity with the DOL's Rules and Regulations for Reporting and Disclosure under ERISA.
- The information in the supplemental schedules related to assets held by and certified to by a qualified institution agrees to, or is derived from, in all material respects, the information prepared and certified by an institution that management determined meets the requirements of ERISA Section 103(a)(3)(C).

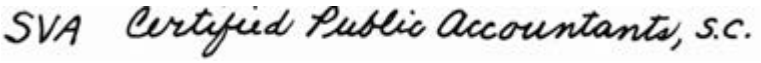

Madison, WI

October 14, 2026

Marquette Management Employees' 401(k) Retirement Plan
Statements of Net Assets Available for Benefits
December 31, 2025 and 2024

	2025	2024
Assets		
Cash (noninterest-bearing)	$ 5,586	$ 2,005
Investments at fair value	16,526,329	14,093,730
Receivables:		
Employer contributions	33,450	25,787
Participant contributions	52,839	42,682
Total receivables	86,289	68,469
Total assets	16,618,204	14,164,204
Liabilities		
Payables:		
Excess contributions payable	35,484	15,164
Total liabilities	35,484	15,164
Net assets available for benefits	$ 16,582,720	$ 14,149,040

See accompanying notes to the financial statements.

Marquette Management Employees' 401(k) Retirement Plan
Statement of Changes in Net Assets Available for Benefits
Year ended December 31, 2025

Additions to net assets:	**2025**
Investment income:	
Net appreciation in fair value of investments	$ 2,279,270
Contributions:	
Participants	1,185,339
Employer	356,145
Rollover	31,063
Total contributions	1,572,547
Total additions	3,851,817
Deductions from net assets:	
Benefits paid to participants	1,350,272
Administrative expenses	67,865
Total deductions	1,418,137
Increase in net assets	2,433,680
Net assets available for benefits - beginning of year	14,149,040
Net assets available for benefits - end of year	$ 16,582,720

See accompanying notes to the financial statements.

Note 1 – Description of Plan

The following description of Marquette Management Employees' 401(k) Retirement Plan (the Plan) provides only general information. Participants should refer to the plan document for a more complete description of the Plan's provisions.

General

The Plan is a defined contribution plan established by Marquette Management, Inc. (the Plan Sponsor and Company) under the provisions of Section 401(a) of the United States Internal Revenue Code (the IRC), which includes a qualified cash or deferred arrangement as described in Section 401(k) of the IRC, for the benefit of eligible employees of the Company and any adopting participating employers. The Plan is subject to the provisions of the Employee Retirement Income Security Act of 1974 (ERISA), as well as certain provisions of the federal income tax laws. The Plan's Trustees oversees governance of the Plan, determines the appropriateness of the Plan's investment offerings and monitors investment performance.

All employees of the Company and any participating affiliates are subject to the following eligibility requirements:

- Age: 18
- Service: 6 months during which at least 500 hours of service are completed
- Status Exclusions:
    a. Non-resident aliens with no U.S. earned income
    b. Members of collective bargaining agreement
    c. Seasonal employees who work under 1,000 hours in a Plan year

Upon satisfying the eligibility requirements, employees may participate in the Plan on the first day of the plan year or the first day of the 7th month of the plan year.

Contributions

The Plan is funded through employee elective deferrals and Company contributions. Each year, participants may elect to contribute a portion of their compensation, subject to certain maximum limitations imposed by Section 402(g) of the IRC. At the discretion of the Plan Administrator, participants may be permitted to deposit or "rollover" into the Plan distributions they have received from other plans and certain Individual Retirement Accounts (IRAs). Participants who have attained age 50 before the end of the Plan year are eligible to make catch-up contributions.

Note 1 – Description of Plan (Continued)

The following contribution types are allowed by the Plan:

- Rollover contributions
- Roth deferrals
- Elective deferrals
- Company matching

The Company makes a Company matching contribution of 50% of the participant's deferral up to 5% of compensation.

Participant Accounts

Each participant's account is credited with the participant's contribution, allocation of the Company's contributions, and Plan earnings or losses and charged with an allocation of administrative expenses that are paid by the Plan. Allocations may be charged based on participant earnings, account balances, or specific participant transactions. The benefit to which a participant is entitled is the benefit that can be provided from the participant's vested account.

Vesting

Participants are immediately 100% vested in their elective deferrals including catch-up contributions, rollover contributions from other plans, and actual earnings thereon. The method for crediting vesting service for Company matching contributions is based on vesting periods of service. Participants are credited with a period of service for 1,000 hours in a Plan year. If participants are employed on or after their Normal Retirement Age or if they terminate employment on account of death or disability, they are 100% vested in their Company matching contributions.

Service Years	Matching
< 1	0%
1	0%
2	0%
3	100%

Note 1 – Description of Plan (Continued)

Forfeited Accounts

Forfeitures represent unvested portions of terminated participants' accounts. The Plan allows forfeitures of non-vested Company contributions to be used as follows:

- Pay administrative expenses
- Reduce Company contributions

As of December 31, 2025 and 2024, forfeited non-vested accounts totaled $5,586 and $2,005, respectively. During the year ended December 31, 2025, forfeited non-vested accounts of $1,342 were used. Forfeitures are being held by the Plan in cash on the statement of net assets available for benefits.

Investment Options

Upon enrollment in the Plan, a participant may direct the contributions made to the Plan, for or on behalf of the participant, to any one or more of the investment funds determined at the discretion of the Plan Administrator and Plan Sponsor and in such multiples as the participant prescribes. A participant may change his or her investment direction with respect to future contributions or redirect the investment of his or her account balances.

Benefits Paid to Participants

Upon termination of service, disability, or retirement (age 65), a participant is entitled to receive a distribution equal to the value of the participant's vested interest in his or her account. Distribution of a deceased participant's account will be made to the designated beneficiary.

The following types of distributions are also allowed by the Plan:

- Hardship
- In service at age 65
- Termination partial withdrawal
- Involuntary cash-outs
- Rollover source withdrawal at any time

Plan Expenses

The Plan's expenses are paid by either the Plan or the Company, as provided by the Plan document. Expenses paid directly by the Company are excluded from these financial statements. Certain expenses incurred in connection with the general administration of the Plan that are paid by the Plan are recorded as deductions in the accompanying statement of changes in net assets available for benefits. In addition, certain investment-related expenses are included in net appreciation in fair value of investments.

Note 1 – Description of Plan (Continued)

Termination of the Plan

Although it has not expressed any intent to do so, the Company has the right under the Plan to discontinue its contributions at any time and to terminate the Plan subject to the provisions of ERISA. Upon termination, no further contributions will be made to the Plan and all amounts credited to the participant's account will become 100% vested. The Company will direct the distribution of the participant's account in a manner permitted by the Plan as soon as practicable.

Note 2 – Summary of Significant Accounting Policies

Basis of Accounting

The financial statements of the Plan are prepared on the accrual basis of accounting in accordance with accounting principles generally accepted in the United States of America (U.S. GAAP).

Cash

The Plan maintains its cash in bank deposit accounts, which, at times, may exceed federally insured limits. The Plan has not experienced any losses in such accounts. Management believes it is not exposed to any significant credit risk on cash.

Use of Estimates

The preparation of financial statements in accordance with U.S. GAAP requires management to make estimates and assumptions that affect the reported amounts of assets and liabilities and changes therein, and disclosure of contingent assets and liabilities. Actual results could differ from those estimates.

Investment Valuation and Income Recognition

Investments are reported at fair value. Fair value is the price that would be received to sell an asset or paid to transfer a liability in an orderly transaction between market participants at the measurement date. See Note 4 for discussion of fair value measurements.

Purchases and sales of investments are recorded on the trade-date basis. Net appreciation in fair value of investments, including realized gains and losses on sales during the year and current changes in unrealized appreciation in the market value of investments held at year end, is presented in the statement of changes in net assets available for benefits.

Note 2 – Summary of Significant Accounting Policies (Continued)

Contributions

Contributions from Plan participants and employer contributions, if any, are recorded in the year in which the participant contributions are withheld from compensation.

Contributions receivable are written off when they are determined to be uncollectible. The allowance for credit losses is estimated based on expected credit losses considering the Plan's historical losses, existing economic conditions, and the financial stability of the Company.

Payment of Benefits

Benefits are recorded when paid.

Excess contributions payable

Amounts payable to participants for contributions in excess of amounts allowed by the IRS are recorded as a liability with a corresponding reduction to contributions and adjustment to net appreciation/depreciation in fair value of investments. The Plan distributed the 2025 and 2024 excess contributions to the applicable participants subsequent to March 15, 2026 and 2025, respectively.

Subsequent Events

Subsequent events were evaluated through October 14, 2026, which is the date the financial statements were available to be issued.

Note 3 – Certified Investments

Certain information summarized below related to the accompanying financial statements and ERISA-required supplemental schedules was obtained by management and agreed to or derived from information certified as complete and accurate by John Hancock Life Insurance Company (John Hancock), the asset custodian of the Plan.

	2025	2024
Investment values certified	$ 16,526,329	$ 14,093,730

	Year ended December 31, 2025
Investment income (loss) certified:	
Net appreciation in fair value of investments	$ 2,279,270

Note 4 – Fair Value Measurements

The framework for measuring fair value provides a fair value hierarchy that prioritizes the inputs to valuation techniques used to measure fair value. The hierarchy gives the highest priority to unadjusted quoted prices in active markets for identical assets or liabilities (Level 1) and the lowest priority to unobservable inputs (Level 3). The three levels of the fair value hierarchy are described as follows:

- Level 1: Inputs to the valuation methodology are unadjusted quoted prices for identical assets or liabilities in active markets that the Plan has the ability to access.
- Level 2: Inputs to the valuation methodology include:
    - Quoted prices for similar assets or liabilities in active markets;
    - Quoted prices for identical or similar assets or liabilities in inactive markets;
    - Inputs other than quoted prices that are observable for the asset or liability; and
    - Inputs that are derived principally from or corroborated by observable market data by correlation or other means.

  If the asset or liability has a specified (contractual) term, the Level 2 input must be observable for substantially the full term of the asset or liability.
- Level 3: Inputs to the valuation methodology are unobservable and significant to the fair value measurement.

The asset or liability's fair value measurement level within the fair value hierarchy is based on the lowest level of any input that is significant to the fair value measurement. Valuation techniques maximize the use of relevant observable inputs and minimize the use of unobservable inputs.

Following is a description of the valuation methodologies used for assets measured at fair value, including the general classification of such instruments pursuant to the valuation hierarchy. There have been no changes in the methodologies used at December 31, 2025 and 2024.

Pooled Separate Accounts

Pooled separate accounts are valued using the net asset value (NAV) of units held by the Plan at year end. The NAV is determined by the custodian of the fund and is based upon the fair value of the underlying assets held by the fund. NAV is used as a practical expedient to estimate fair value. There are no participant redemption restrictions for these investments; the redemption notice period is applicable only to the Plan.

Note 4 – Fair Value Measurements (Continued)

The following table sets forth by level, within the fair value hierarchy, the Plan's assets at fair value:

	2025	2024
Level 1	$ 0	$ 0
Level 2	0	0
Level 3	0	0
Total investments in the fair value hierarchy	0	0
Investments measured at net asset value	16,526,329	14,093,730
Total investments at fair value	$ 16,526,329	$ 14,093,730

	2025	2024
Pooled separate accounts		
Fair value	$ 16,526,329	$ 14,093,730
Unfunded commitment	N/A	N/A
Redemption frequency	Daily	Daily
Redemption notice period	N/A	N/A

Note 5 – Excess Contributions Payable

Amounts payable to participants for contributions in excess of amounts allowed by the IRS are recorded as a liability with a corresponding reduction to contributions.

The excess contributions as of December 31, 2025 and 2024 were distributed by the Plan to the applicable participants subsequent to March 15 of the following year.

Note 6 – Prohibited Transactions

As required by ERISA Section 2510.3-102, the Plan Sponsor is required to segregate employee contributions to the Plan from its general assets as soon as practicable. The Plan has contributions totaling $37,729, all of which represented employee salary deferrals, that were not remitted timely. These contributions are considered prohibited transactions.

The Company will calculate lost investment earnings and file Form 5330, as applicable, and expects to compensate the plan for the lost earnings in 2026.

Note 7 – Parties-in-Interest transactions

Certain Plan investments are managed by John Hancock. John Hancock is the asset custodian and recordkeeper for the Plan, and therefore, these transactions qualify as party in interest transactions.

John Hancock provides certain administrative services to the Plan pursuant to a Master Plan Services Agreements (MSA) between the Company and John Hancock. John Hancock receives revenue from mutual fund service providers for services John Hancock provides to the funds. This revenue is used to offset certain amounts owed to John Hancock for its administrative services to the Plan.

If the revenue received by John Hancock from such mutual fund service providers exceeds the amount owed, John Hancock remits the excess to the Plan's trust on a quarterly basis. Such amounts may be applied to pay Plan administrative expenses or allocated to the accounts of the participants. During 2025, there were no excess amounts. The Plan or Plan Sponsor may make a payment to John Hancock for administrative expenses not covered by revenue sharing.

Fees were also paid by the Plan during the year for advisory and professional services rendered to COFG Advisors, LLC and Dowell Group LLP, respectively. These transactions also qualify as party-in-interest transactions.

Note 8 – Risks and Uncertainties

The Plan invests in various investment securities. Investment securities are exposed to various risks such as interest rate, market, and credit risks. Due to the level of risk associated with certain investment securities, it is, at least, reasonably possible that changes in values of investment securities will occur in the near term and that such changes could materially affect participants' account balances and the amounts reported in the statement of net assets available for benefits.

Note 9 – Tax Status

The Dowell Group LLP Non-Standardized Defined Contribution Pre-Approved Plan that the Plan has adopted effective January 1, 2021, obtained its latest opinion letter on November 30, 2020, in which the Internal Revenue Service stated that the volume submitter plan, as then designed, was acceptable under Section 401 of the Internal Revenue Code for use by employers for the benefit of their employees. The Plan has been amended since the date of the opinion letter. However, the Plan administrator and the Plan’s tax counsel believe that the Plan is currently designed and being operated in compliance with the applicable requirements of the IRC. Therefore, they believe that the Plan was qualified and the related trust was tax-exempt as of the financial statement date.

Note 10 – Plan Amendment

Effective July 1, 2024, the Plan was amended to allow Roth rollovers.

Marquette Management Employees' 401(k) Retirement Plan
Exhibit A – Form 5500, Schedule H, line 4i – Schedule of Assets (Held at End of Year)
EIN 36-3743825 Plan # 001
December 31, 2025

(a)	(b) Identity of issuer, borrower, lessor or similar party	(c) Description of investment including maturity date, rate of interest, collateral, par, or maturity value	(d) Cost	(e) Current Value
*	JH Multimanager 2060 Lifetime	Pooled Separate Account	**	$ 85,159
*	JH Multimanager 2055 Lifetime	Pooled Separate Account	**	102,926
*	JH Multimanager 2050 Lifetime	Pooled Separate Account	**	117,544
*	JH Multimanager 2045 Lifetime	Pooled Separate Account	**	195,715
*	JH Multimanager 2040 Lifetime	Pooled Separate Account	**	34,591
*	JH Multimanager 2035 Lifetime	Pooled Separate Account	**	119,295
*	JH Multimanager 2030 Lifetime	Pooled Separate Account	**	50,396
*	JH Multimanager 2010 Lifetime	Pooled Separate Account	**	48,906
*	T. Rowe Price Retirement 2065	Pooled Separate Account	**	157,584
*	T. Rowe Price Retirement 2060	Pooled Separate Account	**	385,134
*	T. Rowe Price Retirement 2055	Pooled Separate Account	**	401,497
*	T. Rowe Price Retirement 2050	Pooled Separate Account	**	280,003
*	T. Rowe Price Retirement 2045	Pooled Separate Account	**	223,586
*	T. Rowe Price Retirement 2040	Pooled Separate Account	**	262,207
*	T. Rowe Price Retirement 2035	Pooled Separate Account	**	232,199
*	T. Rowe Price Retirement 2030	Pooled Separate Account	**	212,000
*	T. Rowe Price Retirement 2025	Pooled Separate Account	**	88,155
*	T. Rowe Price Retirement 2020	Pooled Separate Account	**	12,297
*	JH Multimanager Aggressive LS	Pooled Separate Account	**	805,015
*	JH Multimanager Growth LS	Pooled Separate Account	**	3,261,421
*	JH Multimanager Balanced LS	Pooled Separate Account	**	2,698,458
*	JH Multimanager Moderate LS	Pooled Separate Account	**	317,490
*	JH Multimanager Conserv LS	Pooled Separate Account	**	76,219
*	American Century Heritage	Pooled Separate Account	**	2,528
*	AF The Growth Fund of America	Pooled Separate Account	**	379,948
*	Blue Chip Growth Fund	Pooled Separate Account	**	340,520
*	Invesco Developing Markets	Pooled Separate Account	**	64,634
*	Invesco Small Cap Growth	Pooled Separate Account	**	55,365
*	John Hancock Mid Cap Growth	Pooled Separate Account	**	60,524
*	John Hancock U.S. Growth Fund	Pooled Separate Account	**	150,846
*	Mid Cap Index Fund	Pooled Separate Account	**	230,628
*	Real Est. Securities Fund	Pooled Separate Account	**	3,570
*	Royce Small-Cap Fund	Pooled Separate Account	**	2,577
*	Royce Small-Cap Opportunity	Pooled Separate Account	**	92,219
*	Small Cap Index Fund	Pooled Separate Account	**	95,645
*	Sprott Gold Equity Fund	Pooled Separate Account	**	21,759
*	T. Rowe Price New Era Fund	Pooled Separate Account	**	1,519
*	T. Rowe Price Sci & Tech	Pooled Separate Account	**	166,772
*	Vanguard Energy Fund	Pooled Separate Account	**	11,563
*	Vanguard Small Cap Grow Index	Pooled Separate Account	**	147,669
*	500 Index Fund	Pooled Separate Account	**	1,412,673
*	American Funds EUPAC Fund	Pooled Separate Account	**	136,299
*	Washington Mutual Investors	Pooled Separate Account	**	106,093
*	Equity Income Fund	Pooled Separate Account	**	128,513
*	Franklin Mutual Beacon Fund	Pooled Separate Account	**	30,015

*	Mutual Global Discovery	Pooled Separate Account	**	856
*	Janus Henderson Gbl Eq Income	Pooled Separate Account	**	129,286
*	John Hancock Disciplined Value	Pooled Separate Account	**	101,053
*	JH Disciplined Value Intl Fund	Pooled Separate Account	**	94,639
*	JPMorgan U.S. Equity Fund	Pooled Separate Account	**	337,993
*	Nuveen LC Responsible Equity	Pooled Separate Account	**	114,094
*	PIMCO Commodity Real Return	Pooled Separate Account	**	41,709
*	AF American Balanced Fund	Pooled Separate Account	**	477,462
*	BlackRock High Yield Fund	Pooled Separate Account	**	28,063
*	Fidelity Advisor Total Bond	Pooled Separate Account	**	310,620
*	PIMCO Intl Bond USD-Hedged	Pooled Separate Account	**	946
*	PIMCO Real Return	Pooled Separate Account	**	28,388
*	T. Rowe Price Spectrum Inc	Pooled Separate Account	**	101,931
*	Money Market Fund	Pooled Separate Account	**	838,068
*	Vanguard Short-Term Federal	Pooled Separate Account	**	111,545
	Total assets held at end of year			$ 16,526,329

* A party-in-interest as defined by ERISA

** Not required for participant-directed transactions under an individual account plan

Marquette Management Employees' 401(k) Retirement Plan
Exhibit B – Form 5500, Schedule H, line 4a – Schedule of Delinquent Participant Contributions
EIN 36-3743825 Plan # 001

Participant Contributions Transferred Late to Plan	Total that Constitute Nonexempt Prohibited Transactions			Total Fully Corrected Under VFCP and PTE 2002-51
$ 37,729				
Check here if Late Participant Loan Repayments are included: [ ]	Contributions Not Corrected	Contributions Corrected Outside VFCP	Contributions Pending Correction in VFCP	
	$ 37,729	$ -	$ -	$ -