Form 5500

Department of the Treasury
Internal Revenue Service

Department of Labor
Employee Benefits Security Administration

Pension Benefit Guaranty Corporation

Annual Return/Report of Employee Benefit Plan

This form is required to be filed for employee benefit plans under sections 104 and 4065 of the Employee Retirement Income Security Act of 1974 (ERISA) and sections 6057(b) and 6058(a) of the Internal Revenue Code (the Code).

▶ **Complete all entries in accordance with the instructions to the Form 5500.**

OMB Nos. 1210-0110
1210-0089

2025

This Form is Open to Public Inspection

Part I Annual Report Identification Information

For calendar plan year 2025 or fiscal plan year beginning 01/01/2025 and ending 12/31/2025

A This return/report is for:
- [ ] a multiemployer plan
- [ ] a multiple-employer plan (Filers checking this box must provide participating employer information in accordance with the form instructions.)
- [X] a single-employer plan
- [ ] a DFE (specify) _____

B This return/report is:
- [ ] the first return/report
- [ ] the final return/report
- [X] an amended return/report
- [ ] a short plan year return/report (less than 12 months)

C If the plan is a collectively-bargained plan, check here. . . . . ▶ [ ]

D Check box if filing under:
- [X] Form 5558
- [ ] automatic extension
- [ ] the DFVC program
- [ ] special extension (enter description)

E If this is a retroactively adopted plan permitted by SECURE Act section 201, check here. . . . . ▶ [ ]

Part II Basic Plan Information—enter all requested information

1a Name of plan
CERCO I, INC. 401(K) PROFIT SHARING PLAN

1b Three-digit plan number (PN) ▶ 001

1c Effective date of plan 08/01/2004

2a Plan sponsor's name (employer, if for a single-employer plan)
Mailing address (include room, apt., suite no. and street, or P.O. Box)
City or town, state or province, country, and ZIP or foreign postal code (if foreign, see instructions)
CERCO I, INC.

453 WEST MCCONKEY STREET
SHREVE, OH 44676

2b Employer Identification Number (EIN)
27-1798479

2c Plan Sponsor's telephone number
740-982-2050

2d Business code (see instructions)
327100

Caution: A penalty for the late or incomplete filing of this return/report will be assessed unless reasonable cause is established.

Under penalties of perjury and other penalties set forth in the instructions, I declare that I have examined this return/report, including accompanying schedules, statements and attachments, as well as the electronic version of this return/report, and to the best of my knowledge and belief, it is true, correct, and complete.

SIGN HERE	Filed with authorized/valid electronic signature.	10/15/2026	RUSSELL COOPER
	Signature of plan administrator	Date	Enter name of individual signing as plan administrator
SIGN HERE			
	Signature of employer/plan sponsor	Date	Enter name of individual signing as employer or plan sponsor
SIGN HERE			
	Signature of DFE	Date	Enter name of individual signing as DFE

3a Plan administrator's name and address [X] Same as Plan Sponsor	**3b** Administrator's EIN	
	3c Administrator's telephone number	
4 If the name and/or EIN of the plan sponsor or the plan name has changed since the last return/report filed for this plan, enter the plan sponsor's name, EIN, the plan name and the plan number from the last return/report: **a** Sponsor's name **c** Plan Name	**4b** EIN **4d** PN	

5	Total number of participants at the beginning of the plan year	**5**	202
6	Number of participants as of the end of the plan year unless otherwise stated (welfare plans complete only lines **6a(1), 6a(2), 6b, 6c,** and **6d**).		
a(1)	Total number of active participants at the beginning of the plan year	**6a(1)**	133
a(2)	Total number of active participants at the end of the plan year	**6a(2)**	110
b	Retired or separated participants receiving benefits	**6b**	7
c	Other retired or separated participants entitled to future benefits	**6c**	99
d	Subtotal. Add lines **6a(2)**, **6b**, and **6c**.	**6d**	216
e	Deceased participants whose beneficiaries are receiving or are entitled to receive benefits.	**6e**	7
f	Total. Add lines **6d** and **6e**.	**6f**	223
g(1)	Number of participants with account balances as of the beginning of the plan year (only defined contribution plans complete this item)	**6g(1)**	192
g(2)	Number of participants with account balances as of the end of the plan year (only defined contribution plans complete this item)	**6g(2)**	215
h	Number of participants who terminated employment during the plan year with accrued benefits that were less than 100% vested.	**6h**	0
7	Enter the total number of employers obligated to contribute to the plan (only multiemployer plans complete this item)	**7**	

8a If the plan provides pension benefits, enter the applicable pension feature codes from the List of Plan Characteristic Codes in the instructions:

2J 2K 2T 2E 2F 2G 3D

b If the plan provides welfare benefits, enter the applicable welfare feature codes from the List of Plan Characteristic Codes in the instructions:

9a Plan funding arrangement (check all that apply)		**9b** Plan benefit arrangement (check all that apply)	
(1)	[ ] Insurance	**(1)**	[ ] Insurance
(2)	[ ] Code section 412(e)(3) insurance contracts	**(2)**	[ ] Code section 412(e)(3) insurance contracts
(3)	[X] Trust	**(3)**	[X] Trust
(4)	[ ] General assets of the sponsor	**(4)**	[ ] General assets of the sponsor

10 Check all applicable boxes in 10a and 10b to indicate which schedules are attached, and, where indicated, enter the number attached. (See instructions)

a Pension Schedules

- **(1)** [X] **R** (Retirement Plan Information)
- **(2)** [ ] **MB** (Multiemployer Defined Benefit Plan and Certain Money Purchase Plan Actuarial Information) - signed by the plan actuary
- **(3)** [ ] **SB** (Single-Employer Defined Benefit Plan Actuarial Information) - signed by the plan actuary
- **(4)** [ ] **DCG** (Individual Plan Information) – Number Attached _____
- **(5)** [ ] **MEP** (Multiple-Employer Retirement Plan Information)

b General Schedules

- **(1)** [X] **H** (Financial Information)
- **(2)** [ ] **I** (Financial Information – Small Plan)
- **(3)** [ ] **A** (Insurance Information) – Number Attached 0
- **(4)** [X] **C** (Service Provider Information)
- **(5)** [X] **D** (DFE/Participating Plan Information)
- **(6)** [ ] **G** (Financial Transaction Schedules)

Part III Form M-1 Compliance Information (to be completed by welfare benefit plans)

11a If the plan provides welfare benefits, was the plan subject to the Form M-1 filing requirements during the plan year? (See instructions and 29 CFR 2520.101-2.) ..... ☐ Yes ☐ No

If "Yes" is checked, complete lines 11b and 11c.

11b Is the plan currently in compliance with the Form M-1 filing requirements? (See instructions and 29 CFR 2520.101-2.) ..... ☐ Yes ☐ No

11c Enter the Receipt Confirmation Code for the 2025 Form M-1 annual report. If the plan was not required to file the 2025 Form M-1 annual report, enter the Receipt Confirmation Code for the most recent Form M-1 that was required to be filed under the Form M-1 filing requirements. (Failure to enter a valid Receipt Confirmation Code will subject the Form 5500 filing to rejection as incomplete.)

Receipt Confirmation Code_____

SCHEDULE C (Form 5500)	Service Provider Information	OMB No. 1210-0110
Department of the Treasury Internal Revenue Service Department of Labor Employee Benefits Security Administration Pension Benefit Guaranty Corporation	This schedule is required to be filed under section 104 of the Employee Retirement Income Security Act of 1974 (ERISA). ▶ **File as an attachment to Form 5500.**	**2025** **This Form is Open to Public Inspection.**

For calendar plan year 2025 or fiscal plan year beginning 01/01/2025 and ending 12/31/2025

A Name of plan
CERCO I, INC. 401(K) PROFIT SHARING PLAN

B Three-digit plan number (PN) ▶ 001

C Plan sponsor's name as shown on line 2a of Form 5500
CERCO I, INC.

D Employer Identification Number (EIN)
27-1798479

Part I Service Provider Information (see instructions)

You must complete this Part, in accordance with the instructions, to report the information required for **each person** who received, directly or indirectly, $5,000 or more in total compensation (i.e., money or anything else of monetary value) in connection with services rendered to the plan or the person's position with the plan during the plan year. If a person received **only** eligible indirect compensation for which the plan received the required disclosures, you are required to answer line 1 but are not required to include that person when completing the remainder of this Part.

1 Information on Persons Receiving Only Eligible Indirect Compensation

a Check "Yes" or "No" to indicate whether you are excluding a person from the remainder of this Part because they received only eligible indirect compensation for which the plan received the required disclosures (see instructions for definitions and conditions).. . . . . [X] Yes [ ] No

b If you answered line 1a "Yes," enter the name and EIN or address of each person providing the required disclosures for the service providers who received only eligible indirect compensation. Complete as many entries as needed (see instructions).

(b) Enter name and EIN or address of person who provided you disclosures on eligible indirect compensation

FIDELITY WORKPLACE SERVICES LLC

04-3532603

(b) Enter name and EIN or address of person who provided you disclosures on eligible indirect compensation

(b) Enter name and EIN or address of person who provided you disclosures on eligible indirect compensation

(b) Enter name and EIN or address of person who provided you disclosures on eligible indirect compensation

(b) Enter name and EIN or address of person who provided you disclosures on eligible indirect compensation

(b) Enter name and EIN or address of person who provided you disclosures on eligible indirect compensation

(b) Enter name and EIN or address of person who provided you disclosures on eligible indirect compensation

(b) Enter name and EIN or address of person who provided you disclosures on eligible indirect compensation

(b) Enter name and EIN or address of person who provided you disclosures on eligible indirect compensation

(b) Enter name and EIN or address of person who provided you disclosures on eligible indirect compensation

(b) Enter name and EIN or address of person who provided you disclosures on eligible indirect compensation

(b) Enter name and EIN or address of person who provided you disclosures on eligible indirect compensation

2. Information on Other Service Providers Receiving Direct or Indirect Compensation. Except for those persons for whom you answered "Yes" to line 1a above, complete as many entries as needed to list each person receiving, directly or indirectly, $5,000 or more in total compensation (i.e., money or anything else of value) in connection with services rendered to the plan or their position with the plan during the plan year. (See instructions).

(a) Enter name and EIN or address (see instructions)

FIDELITY WORKPLACE SERVICES LLC

04-3532603

(b) Service Code(s)	(c) Relationship to employer, employee organization, or person known to be a party-in-interest	(d) Enter direct compensation paid by the plan. If none, enter -0-.	(e) Did service provider receive indirect compensation? (sources other than plan or plan sponsor)	(f) Did indirect compensation include eligible indirect compensation, for which the plan received the required disclosures?	(g) Enter total indirect compensation received by service provider excluding eligible indirect compensation for which you answered "Yes" to element (f). If none, enter -0-.	(h) Did the service provider give you a formula instead of an amount or estimated amount?
14 24 28 60 64 65	PLAN ADMINISTRATOR	27178	Yes [X] No [ ]	Yes [X] No [ ]	0	Yes [ ] No [ ]

(a) Enter name and EIN or address (see instructions)

(b) Service Code(s)	(c) Relationship to employer, employee organization, or person known to be a party-in-interest	(d) Enter direct compensation paid by the plan. If none, enter -0-.	(e) Did service provider receive indirect compensation? (sources other than plan or plan sponsor)	(f) Did indirect compensation include eligible indirect compensation, for which the plan received the required disclosures?	(g) Enter total indirect compensation received by service provider excluding eligible indirect compensation for which you answered "Yes" to element (f). If none, enter -0-.	(h) Did the service provider give you a formula instead of an amount or estimated amount?
			Yes [ ] No [ ]	Yes [ ] No [ ]		Yes [ ] No [ ]

(a) Enter name and EIN or address (see instructions)

(b) Service Code(s)	(c) Relationship to employer, employee organization, or person known to be a party-in-interest	(d) Enter direct compensation paid by the plan. If none, enter -0-.	(e) Did service provider receive indirect compensation? (sources other than plan or plan sponsor)	(f) Did indirect compensation include eligible indirect compensation, for which the plan received the required disclosures?	(g) Enter total indirect compensation received by service provider excluding eligible indirect compensation for which you answered "Yes" to element (f). If none, enter -0-.	(h) Did the service provider give you a formula instead of an amount or estimated amount?
			Yes [ ] No [ ]	Yes [ ] No [ ]		Yes [ ] No [ ]

Part I Service Provider Information (continued)

3. If you reported on line 2 receipt of indirect compensation, other than eligible indirect compensation, by a service provider, and the service provider is a fiduciary or provides contract administrator, consulting, custodial, investment advisory, investment management, broker, or recordkeeping services, answer the following questions for (a) each source from whom the service provider received $1,000 or more in indirect compensation and (b) each source for whom the service provider gave you a formula used to determine the indirect compensation instead of an amount or estimated amount of the indirect compensation. Complete as many entries as needed to report the required information for each source.

(a) Enter service provider name as it appears on line 2	**(b)** Service Codes (see instructions)	**(c)** Enter amount of indirect compensation
(d) Enter name and EIN (address) of source of indirect compensation	**(e)** Describe the indirect compensation, including any formula used to determine the service provider's eligibility for or the amount of the indirect compensation.	

(a) Enter service provider name as it appears on line 2	**(b)** Service Codes (see instructions)	**(c)** Enter amount of indirect compensation
(d) Enter name and EIN (address) of source of indirect compensation	**(e)** Describe the indirect compensation, including any formula used to determine the service provider's eligibility for or the amount of the indirect compensation.	

(a) Enter service provider name as it appears on line 2	**(b)** Service Codes (see instructions)	**(c)** Enter amount of indirect compensation
(d) Enter name and EIN (address) of source of indirect compensation	**(e)** Describe the indirect compensation, including any formula used to determine the service provider's eligibility for or the amount of the indirect compensation.	

Part II Service Providers Who Fail or Refuse to Provide Information

4 Provide, to the extent possible, the following information for each service provider who failed or refused to provide the information necessary to complete this Schedule.

(a) Enter name and EIN or address of service provider (see instructions)	**(b)** Nature of Service Code(s)	**(c)** Describe the information that the service provider failed or refused to provide

(a) Enter name and EIN or address of service provider (see instructions)	**(b)** Nature of Service Code(s)	**(c)** Describe the information that the service provider failed or refused to provide

(a) Enter name and EIN or address of service provider (see instructions)	**(b)** Nature of Service Code(s)	**(c)** Describe the information that the service provider failed or refused to provide

(a) Enter name and EIN or address of service provider (see instructions)	**(b)** Nature of Service Code(s)	**(c)** Describe the information that the service provider failed or refused to provide

(a) Enter name and EIN or address of service provider (see instructions)	**(b)** Nature of Service Code(s)	**(c)** Describe the information that the service provider failed or refused to provide

(a) Enter name and EIN or address of service provider (see instructions)	**(b)** Nature of Service Code(s)	**(c)** Describe the information that the service provider failed or refused to provide

Part III Termination Information on Accountants and Enrolled Actuaries (see instructions)

(complete as many entries as needed)

a	Name: CBIZ CPAS P.C.	**b** EIN:	43-1947695
c	Position: AUDITOR		
d	Address: 730 3RD AVENUE NEW YORK, NY 44131	**e** Telephone:	212-485-5500

Explanation:

a	Name:	**b** EIN:	
c	Position:		
d	Address:	**e** Telephone:	

Explanation:

a	Name:	**b** EIN:	
c	Position:		
d	Address:	**e** Telephone:	

Explanation:

a	Name:	**b** EIN:	
c	Position:		
d	Address:	**e** Telephone:	

Explanation:

a	Name:	**b** EIN:	
c	Position:		
d	Address:	**e** Telephone:	

Explanation:

SCHEDULE D (Form 5500)

Department of the Treasury
Internal Revenue Service

Department of Labor
Employee Benefits Security Administration

DFE/Participating Plan Information

This schedule is required to be filed under section 104 of the Employee Retirement Income Security Act of 1974 (ERISA).

▶ **File as an attachment to Form 5500.**

OMB No. 1210-0110

2025

This Form is Open to Public Inspection.

For calendar plan year 2025 or fiscal plan year beginning 01/01/2025 and ending 12/31/2025

A Name of plan
CERCO I, INC. 401(K) PROFIT SHARING PLAN

B Three-digit plan number (PN) ▶ 001

C Plan or DFE sponsor's name as shown on line 2a of Form 5500
CERCO I, INC.

D Employer Identification Number (EIN)
27-1798479

Part I Information on interests in MTIAs, CCTs, PSAs, and 103-12 IEs (to be completed by plans and DFEs)

(Complete as many entries as needed to report all interests in DFEs)

a Name of MTIA, CCT, PSA, or 103-12 IE: FA STABLE VALUE I

b Name of sponsor of entity listed in (a): FIDELITY MANAGEMENT TRUST COMPANY

c EIN-PN	**d** Entity code	**e** Dollar value of interest in MTIA, CCT, PSA, or 103-12 IE at end of year (see instructions)
04-3022712-026	C	125140

a Name of MTIA, CCT, PSA, or 103-12 IE:

b Name of sponsor of entity listed in (a):

c EIN-PN	**d** Entity code	**e** Dollar value of interest in MTIA, CCT, PSA, or 103-12 IE at end of year (see instructions)

a Name of MTIA, CCT, PSA, or 103-12 IE:

b Name of sponsor of entity listed in (a):

c EIN-PN	**d** Entity code	**e** Dollar value of interest in MTIA, CCT, PSA, or 103-12 IE at end of year (see instructions)

a Name of MTIA, CCT, PSA, or 103-12 IE:

b Name of sponsor of entity listed in (a):

c EIN-PN	**d** Entity code	**e** Dollar value of interest in MTIA, CCT, PSA, or 103-12 IE at end of year (see instructions)

a Name of MTIA, CCT, PSA, or 103-12 IE:

b Name of sponsor of entity listed in (a):

c EIN-PN	**d** Entity code	**e** Dollar value of interest in MTIA, CCT, PSA, or 103-12 IE at end of year (see instructions)

a Name of MTIA, CCT, PSA, or 103-12 IE:

b Name of sponsor of entity listed in (a):

c EIN-PN	**d** Entity code	**e** Dollar value of interest in MTIA, CCT, PSA, or 103-12 IE at end of year (see instructions)

a Name of MTIA, CCT, PSA, or 103-12 IE:

b Name of sponsor of entity listed in (a):

c EIN-PN	**d** Entity code	**e** Dollar value of interest in MTIA, CCT, PSA, or 103-12 IE at end of year (see instructions)

a Name of MTIA, CCT, PSA, or 103-12 IE:

b Name of sponsor of entity listed in (a):

c EIN-PN	**d** Entity code	**e** Dollar value of interest in MTIA, CCT, PSA, or 103-12 IE at end of year (see instructions)

a Name of MTIA, CCT, PSA, or 103-12 IE:

b Name of sponsor of entity listed in (a):

c EIN-PN	**d** Entity code	**e** Dollar value of interest in MTIA, CCT, PSA, or 103-12 IE at end of year (see instructions)

a Name of MTIA, CCT, PSA, or 103-12 IE:

b Name of sponsor of entity listed in (a):

c EIN-PN	**d** Entity code	**e** Dollar value of interest in MTIA, CCT, PSA, or 103-12 IE at end of year (see instructions)

a Name of MTIA, CCT, PSA, or 103-12 IE:

b Name of sponsor of entity listed in (a):

c EIN-PN	**d** Entity code	**e** Dollar value of interest in MTIA, CCT, PSA, or 103-12 IE at end of year (see instructions)

a Name of MTIA, CCT, PSA, or 103-12 IE:

b Name of sponsor of entity listed in (a):

c EIN-PN	**d** Entity code	**e** Dollar value of interest in MTIA, CCT, PSA, or 103-12 IE at end of year (see instructions)

a Name of MTIA, CCT, PSA, or 103-12 IE:

b Name of sponsor of entity listed in (a):

c EIN-PN	**d** Entity code	**e** Dollar value of interest in MTIA, CCT, PSA, or 103-12 IE at end of year (see instructions)

a Name of MTIA, CCT, PSA, or 103-12 IE:

b Name of sponsor of entity listed in (a):

c EIN-PN	**d** Entity code	**e** Dollar value of interest in MTIA, CCT, PSA, or 103-12 IE at end of year (see instructions)

a Name of MTIA, CCT, PSA, or 103-12 IE:

b Name of sponsor of entity listed in (a):

c EIN-PN	**d** Entity code	**e** Dollar value of interest in MTIA, CCT, PSA, or 103-12 IE at end of year (see instructions)

a Name of MTIA, CCT, PSA, or 103-12 IE:

b Name of sponsor of entity listed in (a):

c EIN-PN	**d** Entity code	**e** Dollar value of interest in MTIA, CCT, PSA, or 103-12 IE at end of year (see instructions)

a Name of MTIA, CCT, PSA, or 103-12 IE:

b Name of sponsor of entity listed in (a):

c EIN-PN	**d** Entity code	**e** Dollar value of interest in MTIA, CCT, PSA, or 103-12 IE at end of year (see instructions)

Part II **Information on Participating Plans (to be completed by DFEs, other than DCGs)**
(Complete as many entries as needed to report all participating plans. DCGs must report each participating plan using Schedule DCG.)

a Plan name

b Name of plan sponsor | **c** EIN-PN

a Plan name

b Name of plan sponsor | **c** EIN-PN

a Plan name

b Name of plan sponsor | **c** EIN-PN

a Plan name

b Name of plan sponsor | **c** EIN-PN

a Plan name

b Name of plan sponsor | **c** EIN-PN

a Plan name

b Name of plan sponsor | **c** EIN-PN

a Plan name

b Name of plan sponsor | **c** EIN-PN

a Plan name

b Name of plan sponsor | **c** EIN-PN

a Plan name

b Name of plan sponsor | **c** EIN-PN

a Plan name

b Name of plan sponsor | **c** EIN-PN

a Plan name

b Name of plan sponsor | **c** EIN-PN

a Plan name

b Name of plan sponsor | **c** EIN-PN

a Plan name

b Name of plan sponsor | **c** EIN-PN

SCHEDULE H (Form 5500)

Department of the Treasury
Internal Revenue Service

Department of Labor
Employee Benefits Security Administration

Pension Benefit Guaranty Corporation

Financial Information

This schedule is required to be filed under section 104 of the Employee Retirement Income Security Act of 1974 (ERISA), and section 6058(a) of the Internal Revenue Code (the Code).

▶ **File as an attachment to Form 5500.**

OMB No. 1210-0110

2025

This Form is Open to Public Inspection

For calendar plan year 2025 or fiscal plan year beginning 01/01/2025 and ending 12/31/2025

A Name of plan
CERCO I, INC. 401(K) PROFIT SHARING PLAN

B Three-digit plan number (PN) ▶ 001

C Plan sponsor's name as shown on line 2a of Form 5500
CERCO I, INC.

D Employer Identification Number (EIN)
27-1798479

Part I Asset and Liability Statement

1 Current value of plan assets and liabilities at the beginning and end of the plan year. Combine the value of plan assets held in more than one trust. Report the value of the plan's interest in a commingled fund containing the assets of more than one plan on a line-by-line basis unless the value is reportable on lines 1c(9) through 1c(14). Do not enter the value of that portion of an insurance contract which guarantees, during this plan year, to pay a specific dollar benefit at a future date. **Round off amounts to the nearest dollar.** MTIAs, CCTs, PSAs, and 103-12 IEs do not complete lines 1b(1), 1b(2), 1c(8), 1g, 1h, and 1i. CCTs, PSAs, and 103-12 IEs also do not complete lines 1d and 1e. See instructions.

Assets		(a) Beginning of Year	(b) End of Year
a Total noninterest-bearing cash	1a	0	0
b Receivables (less allowance for doubtful accounts):			
(1) Employer contributions	1b(1)	0	0
(2) Participant contributions	1b(2)	0	0
(3) Other	1b(3)	0	0
c General investments:			
(1) Interest-bearing cash (include money market accounts & certificates of deposit)	1c(1)	5844	9950
(2) U.S. Government securities	1c(2)	0	0
(3) Corporate debt instruments (other than employer securities):			
(A) Preferred	1c(3)(A)	0	0
(B) All other	1c(3)(B)	0	0
(4) Corporate stocks (other than employer securities):			
(A) Preferred	1c(4)(A)	0	0
(B) Common	1c(4)(B)	0	0
(5) Partnership/joint venture interests	1c(5)	0	0
(6) Real estate (other than employer real property)	1c(6)	0	0
(7) Loans (other than to participants)	1c(7)	0	0
(8) Participant loans	1c(8)	182771	138802
(9) Value of interest in common/collective trusts	1c(9)	109306	125140
(10) Value of interest in pooled separate accounts	1c(10)	0	0
(11) Value of interest in master trust investment accounts	1c(11)	0	0
(12) Value of interest in 103-12 investment entities	1c(12)	0	0
(13) Value of interest in registered investment companies (e.g., mutual funds)	1c(13)	12501950	14611632
(14) Value of funds held in insurance company general account (unallocated contracts)	1c(14)	0	0
(15) Other	1c(15)	0	0

		(a) Beginning of Year	(b) End of Year
1d Employer-related investments:			
(1) Employer securities	1d(1)	0	0
(2) Employer real property	1d(2)	0	0
1e Buildings and other property used in plan operation	1e	0	0
1f Total assets (add all amounts in lines 1a through 1e)	1f	12799871	14885524
Liabilities			
1g Benefit claims payable	1g	0	0
1h Operating payables	1h	0	0
1i Acquisition indebtedness	1i	0	0
1j Other liabilities	1j	0	0
1k Total liabilities (add all amounts in lines 1g through1j)	1k	0	0
Net Assets			
1l Net assets (subtract line 1k from line 1f)	1l	12799871	14885524

Part II Income and Expense Statement

2 Plan income, expenses, and changes in net assets for the year. Include all income and expenses of the plan, including any trust(s) or separately maintained fund(s) and any payments/receipts to/from insurance carriers. Round off amounts to the nearest dollar. MTIAs, CCTs, PSAs, and 103-12 IEs do not complete lines 2a, 2b(1)(E), 2e, 2f, and 2g.

Income		(a) Amount	(b) Total
a Contributions:			
(1) Received or receivable in cash from: **(A)** Employers	2a(1)(A)	468137	
(B) Participants	2a(1)(B)	403332	
(C) Others (including rollovers)	2a(1)(C)	20426	
(2) Noncash contributions	2a(2)	0	
(3) Total contributions. Add lines **2a(1)(A), (B), (C),** and line **2a(2)**	2a(3)		891895
b Earnings on investments:			
(1) Interest:			
(A) Interest-bearing cash (including money market accounts and certificates of deposit)	2b(1)(A)	1871	
(B) U.S. Government securities	2b(1)(B)	0	
(C) Corporate debt instruments	2b(1)(C)	0	
(D) Loans (other than to participants)	2b(1)(D)	0	
(E) Participant loans	2b(1)(E)	13627	
(F) Other	2b(1)(F)	0	
(G) Total interest. Add lines **2b(1)(A)** through **(F)**	2b(1)(G)		15498
(2) Dividends: **(A)** Preferred stock	2b(2)(A)	0	
(B) Common stock	2b(2)(B)	0	
(C) Registered investment company shares (e.g. mutual funds)	2b(2)(C)	688678	
(D) Total dividends. Add lines **2b(2)(A)**, **(B)**, and **(C)**	2b(2)(D)		688678
(3) Rents	2b(3)		0
(4) Net gain (loss) on sale of assets: **(A)** Aggregate proceeds	2b(4)(A)	0	
(B) Aggregate carrying amount (see instructions)	2b(4)(B)	0	
(C) Subtract line **2b(4)(B)** from line **2b(4)(A)** and enter result	2b(4)(C)		0
(5) Unrealized appreciation (depreciation) of assets: **(A)** Real estate	2b(5)(A)	0	
(B) Other	2b(5)(B)	0	
(C) Total unrealized appreciation of assets. Add lines **2b(5)(A)** and **(B)**	2b(5)(C)		0

		(a) Amount	(b) Total
(6) Net investment gain (loss) from common/collective trusts	2b(6)		-5048
(7) Net investment gain (loss) from pooled separate accounts	2b(7)		0
(8) Net investment gain (loss) from master trust investment accounts	2b(8)		0
(9) Net investment gain (loss) from 103-12 investment entities	2b(9)		0
(10) Net investment gain (loss) from registered investment companies (e.g., mutual funds)	2b(10)		1306227
c Other income	2c		0
d Total income. Add all **income** amounts in column (b) and enter total	2d		2897250
Expenses			
e Benefit payment and payments to provide benefits:			
(1) Directly to participants or beneficiaries, including direct rollovers	2e(1)	776958	
(2) To insurance carriers for the provision of benefits	2e(2)	0	
(3) Other	2e(3)	0	
(4) Total benefit payments. Add lines **2e(1)** through **(3)**	2e(4)		776958
f Corrective distributions (see instructions)	2f		0
g Certain deemed distributions of participant loans (see instructions)	2g		7461
h Interest expense	2h		0
i Administrative expenses:			
(1) Salaries and allowances	2i(1)	0	
(2) Contract administrator fees	2i(2)	0	
(3) Recordkeeping fees	2i(3)	27178	
(4) IQPA audit fees	2i(4)	0	
(5) Investment advisory and investment management fees	2i(5)	0	
(6) Bank or trust company trustee/custodial fees	2i(6)	0	
(7) Actuarial fees	2i(7)	0	
(8) Legal fees	2i(8)	0	
(9) Valuation/appraisal fees	2i(9)	0	
(10) Other trustee fees and expenses	2i(10)	0	
(11) Other expenses	2i(11)	0	
(12) Total administrative expenses. Add lines **2i(1)** through **(11)**	2i(12)		27178
j Total expenses. Add all **expense** amounts in column (b) and enter total	2j		811597
Net Income and Reconciliation			
k Net income (loss). Subtract line **2j** from line **2d**	2k		2085653
l Transfers of assets:			
(1) To this plan	2l(1)		0
(2) From this plan	2l(2)		0

Part III Accountant's Opinion

3 Complete lines 3a through 3c if the opinion of an independent qualified public accountant is attached to this Form 5500. Complete line 3d if an opinion is not attached.

a The attached opinion of an independent qualified public accountant for this plan is (see instructions):

(1) [X] Unmodified **(2)** [ ] Qualified **(3)** [ ] Disclaimer **(4)** [ ] Adverse

b Check the appropriate box(es) to indicate whether the IQPA performed an ERISA section 103(a)(3)(C) audit. Check both boxes (1) and (2) if the audit was performed pursuant to both 29 CFR 2520.103-8 and 29 CFR 2520.103-12(d). Check box (3) if pursuant to neither.

(1) [X] DOL Regulation 2520.103-8 **(2)** [ ] DOL Regulation 2520.103-12(d) **(3)** [ ] neither DOL Regulation 2520.103-8 nor DOL Regulation 2520.103-12(d).

c Enter the name and EIN of the accountant (or accounting firm) below:

(1) Name: MCCURDY & ASSOCIATES INC **(2)** EIN: 31-1401234

d The opinion of an independent qualified public accountant is **not attached** as part of Schedule H because:

(1) [ ] This form is filed for a CCT, PSA, DCG or MTIA. **(2)** [ ] It will be attached to the next Form 5500 pursuant to 29 CFR 2520.104-50.

Part IV Compliance Questions

4 CCTs and PSAs do not complete Part IV. MTIAs, 103-12 IEs, and GIAs do not complete lines 4a, 4e, 4f, 4g, 4h, 4k, 4m, 4n, or 5. 103-12 IEs also do not complete lines 4j and 4l. MTIAs also do not complete line 4l. DCGs do not complete lines 4e, 4f, 4k, 4l, and 5, and DCGs generally complete the rest of Part IV collectively for all plans in the DCG, except as otherwise provided (see instructions).

During the plan year:

		Yes	No	Amount
a Was there a failure to transmit to the plan any participant contributions within the time period described in 29 CFR 2510.3-102? Continue to answer "Yes" for any prior year failures until fully corrected. (See instructions and DOL's Voluntary Fiduciary Correction Program.)	**4a**	X		1634446
b Were any loans by the plan or fixed income obligations due the plan in default as of the close of the plan year or classified during the year as uncollectible? Disregard participant loans secured by participant's account balance. (Attach Schedule G (Form 5500) Part I if "Yes" is checked.)	**4b**		X	
c Were any leases to which the plan was a party in default or classified during the year as uncollectible? (Attach Schedule G (Form 5500) Part II if "Yes" is checked.)	**4c**		X	
d Were there any nonexempt transactions with any party-in-interest? (Do not include transactions reported on line 4a. Attach Schedule G (Form 5500) Part III if "Yes" is checked.)	**4d**		X	
e Was this plan covered by a fidelity bond?	**4e**	X		1500000
f Did the plan have a loss, whether or not reimbursed by the plan's fidelity bond, that was caused by fraud or dishonesty?	**4f**		X	
g Did the plan hold any assets whose current value was neither readily determinable on an established market nor set by an independent third party appraiser?	**4g**		X	
h Did the plan receive any noncash contributions whose value was neither readily determinable on an established market nor set by an independent third party appraiser?	**4h**		X	
i Did the plan have assets held for investment? (Attach schedule(s) of assets if "Yes" is checked, and see instructions for format requirements.)	**4i**	X		
j Were any plan transactions or series of transactions in excess of 5% of the current value of plan assets? (Attach schedule of transactions if "Yes" is checked and see instructions for format requirements.)	**4j**		X	
k Were all the plan assets either distributed to participants or beneficiaries, transferred to another plan, or brought under the control of the PBGC?	**4k**		X	
l Has the plan failed to provide any benefit when due under the plan?	**4l**	X		168
m If this is an individual account plan, was there a blackout period? (See instructions and 29 CFR 2520.101-3.)	**4m**		X	
n If 4m was answered "Yes," check the "Yes" box if you either provided the required notice or one of the exceptions to providing the notice applied under 29 CFR 2520.101-3.	**4n**			

5a Has a resolution to terminate the plan been adopted during the plan year or any prior plan year? [ ] Yes [X] No

If "Yes," enter the amount of any plan assets that reverted to the employer this year _____.

5b If, during this plan year, any assets or liabilities were transferred from this plan to another plan(s), identify the plan(s) to which assets or liabilities were transferred. (See instructions.)

5b(1) Name of plan(s)	**5b(2)** EIN(s)	**5b(3)** PN(s)

5c Was the plan a defined benefit plan covered under the PBGC insurance program at any time during this plan year? (See ERISA section 4021 and instructions.) ..... ☐ Yes ☐ No ☐ Not determined

If "Yes" is checked, enter the My PAA confirmation number from the PBGC premium filing for this plan year _____.

SCHEDULE R (Form 5500)

Department of the Treasury
Internal Revenue Service

Department of Labor
Employee Benefits Security Administration

Pension Benefit Guaranty Corporation

Retirement Plan Information

This schedule is required to be filed under sections 104 and 4065 of the Employee Retirement Income Security Act of 1974 (ERISA) and section 6058(a) of the Internal Revenue Code (the Code).

▶ **File as an attachment to Form 5500.**

OMB No. 1210-0110

2025

This Form is Open to Public Inspection.

For calendar plan year 2025 or fiscal plan year beginning 01/01/2025 and ending 12/31/2025

A Name of plan
CERCO I, INC. 401(K) PROFIT SHARING PLAN

B Three-digit plan number (PN) ▶ 001

C Plan sponsor's name as shown on line 2a of Form 5500
CERCO I, INC.

D Employer Identification Number (EIN)
27-1798479

Part I Distributions

All references to distributions relate only to payments of benefits during the plan year.

1 Total value of distributions paid in property other than in cash or the forms of property specified in the instructions ..... | **1** |

2 Enter the EIN(s) of payor(s) who paid benefits on behalf of the plan to participants or beneficiaries during the year (if more than two, enter EINs of the two payors who paid the greatest dollar amounts of benefits):

EIN(s): 04-6568107

Profit-sharing plans, ESOPs, and stock bonus plans, skip line 3.

3 Number of participants (living or deceased) whose benefits were distributed in a single sum, during the plan year ..... | **3** |

Part II Funding Information (If the plan is not subject to the minimum funding requirements of section 412 of the Internal Revenue Code or ERISA section 302, skip this Part.)

4 Is the plan administrator making an election under Code section 412(d)(2) or ERISA section 302(d)(2)? ..... ☐ **Yes** ☐ **No** ☐ **N/A**

If the plan is a defined benefit plan, go to line 8.

5 If a waiver of the minimum funding standard for a prior year is being amortized in this plan year, see instructions and enter the date of the ruling letter granting the waiver. **Date:** Month _____ Day _____ Year _____

If you completed line 5, complete lines 3, 9, and 10 of Schedule MB and do not complete the remainder of this schedule.

6 **a** Enter the minimum required contribution for this plan year (include any prior year accumulated funding deficiency not waived) ..... | **6a** |

b Enter the amount contributed by the employer to the plan for this plan year ..... | **6b** |

c Subtract the amount in line 6b from the amount in line 6a. Enter the result (enter a minus sign to the left of a negative amount) ..... | **6c** |

If you completed line 6c, skip lines 8 and 9.

7 Will the minimum funding amount reported on line 6c be met by the funding deadline? ..... ☐ **Yes** ☐ **No** ☐ **N/A**

8 If a change in actuarial cost method was made for this plan year pursuant to a revenue procedure or other authority providing automatic approval for the change or a class ruling letter, does the plan sponsor or plan administrator agree with the change? ..... ☐ **Yes** ☐ **No** ☐ **N/A**

Part III Amendments

9 If this is a defined benefit pension plan, were any amendments adopted during this plan year that increased or decreased the value of benefits? If yes, check the appropriate box. If no, check the "No" box. ..... ☐ **Increase** ☐ **Decrease** ☐ **Both** ☐ **No**

Part IV ESOPs (see instructions). If this is not a plan described under section 409(a) or 4975(e)(7) of the Internal Revenue Code, skip this Part.

10 Were unallocated employer securities or proceeds from the sale of unallocated securities used to repay any exempt loan? ..... ☐ **Yes** ☐ **No**

11 **a** Does the ESOP hold any preferred stock? ..... ☐ **Yes** ☐ **No**

b If the ESOP has an outstanding exempt loan with the employer as lender, is such loan part of a "back-to-back" loan? (See instructions for definition of "back-to-back" loan.) ..... ☐ **Yes** ☐ **No**

12 Does the ESOP hold any stock that is not readily tradable on an established securities market? ..... ☐ **Yes** ☐ **No**

Part V Additional Information for Multiemployer Defined Benefit Pension Plans

13 Enter the following information for each employer that (1) contributed more than 5% of total contributions to the plan during the plan year or (2) was one of the top-ten highest contributors (measured in dollars). See instructions. *Complete as many entries as needed to report all applicable employers.*

a Name of contributing employer

b EIN **c** Dollar amount contributed by employer

d Date collective bargaining agreement expires *(If employer contributes under more than one collective bargaining agreement, check box* ☐ *and see instructions regarding required attachment. Otherwise, enter the applicable date.)* Month _____ Day _____ Year _____

e Contribution rate information *(If more than one rate applies, check this box* ☐ *and see instructions regarding required attachment. Otherwise, complete lines 13e(1) and 13e(2).)*
(1) Contribution rate (in dollars and cents) _____
(2) Base unit measure: ☐ Hourly ☐ Weekly ☐ Unit of production ☐ Other (specify):

---

a Name of contributing employer

b EIN **c** Dollar amount contributed by employer

d Date collective bargaining agreement expires *(If employer contributes under more than one collective bargaining agreement, check box* ☐ *and see instructions regarding required attachment. Otherwise, enter the applicable date.)* Month _____ Day _____ Year _____

e Contribution rate information *(If more than one rate applies, check this box* ☐ *and see instructions regarding required attachment. Otherwise, complete lines 13e(1) and 13e(2).)*
(1) Contribution rate (in dollars and cents) _____
(2) Base unit measure: ☐ Hourly ☐ Weekly ☐ Unit of production ☐ Other (specify): _____

---

a Name of contributing employer

b EIN **c** Dollar amount contributed by employer

d Date collective bargaining agreement expires *(If employer contributes under more than one collective bargaining agreement, check box* ☐ *and see instructions regarding required attachment. Otherwise, enter the applicable date.)* Month _____ Day _____ Year _____

e Contribution rate information *(If more than one rate applies, check this box* ☐ *and see instructions regarding required attachment. Otherwise, complete lines 13e(1) and 13e(2).)*
(1) Contribution rate (in dollars and cents) _____
(2) Base unit measure: ☐ Hourly ☐ Weekly ☐ Unit of production ☐ Other (specify): _____

---

a Name of contributing employer

b EIN **c** Dollar amount contributed by employer

d Date collective bargaining agreement expires *(If employer contributes under more than one collective bargaining agreement, check box* ☐ *and see instructions regarding required attachment. Otherwise, enter the applicable date.)* Month _____ Day _____ Year _____

e Contribution rate information *(If more than one rate applies, check this box* ☐ *and see instructions regarding required attachment. Otherwise, complete lines 13e(1) and 13e(2).)*
(1) Contribution rate (in dollars and cents) _____
(2) Base unit measure: ☐ Hourly ☐ Weekly ☐ Unit of production ☐ Other (specify): _____

---

a Name of contributing employer

b EIN **c** Dollar amount contributed by employer

d Date collective bargaining agreement expires *(If employer contributes under more than one collective bargaining agreement, check box* ☐ *and see instructions regarding required attachment. Otherwise, enter the applicable date.)* Month _____ Day _____ Year _____

e Contribution rate information *(If more than one rate applies, check this box* ☐ *and see instructions regarding required attachment. Otherwise, complete lines 13e(1) and 13e(2).)*
(1) Contribution rate (in dollars and cents) _____
(2) Base unit measure: ☐ Hourly ☐ Weekly ☐ Unit of production ☐ Other (specify): _____

---

a Name of contributing employer

b EIN **c** Dollar amount contributed by employer

d Date collective bargaining agreement expires *(If employer contributes under more than one collective bargaining agreement, check box* ☐ *and see instructions regarding required attachment. Otherwise, enter the applicable date.)* Month _____ Day _____ Year _____

e Contribution rate information *(If more than one rate applies, check this box* ☐ *and see instructions regarding required attachment. Otherwise, complete lines 13e(1) and 13e(2).)*
(1) Contribution rate (in dollars and cents) _____
(2) Base unit measure: ☐ Hourly ☐ Weekly ☐ Unit of production ☐ Other (specify): _____

14 Enter the number of deferred vested and retired participants (inactive participants), as of the beginning of the plan year, whose contributing employer is no longer making contributions to the plan for:

a The current plan year. Check the box to indicate the counting method used to determine the number of inactive participants: ☐ last contributing employer ☐ alternative ☐ reasonable approximation (see instructions for required attachment)	**14a**	
b The plan year immediately preceding the current plan year. ☐ Check the box if the number reported is a change from what was previously reported (see instructions for required attachment)	**14b**	
c The second preceding plan year. ☐ Check the box if the number reported is a change from what was previously reported (see instructions for required attachment)	**14c**	

15 Enter the ratio of the number of participants under the plan on whose behalf no employer had an obligation to make an employer contribution during the current plan year to:

a The corresponding number for the plan year immediately preceding the current plan year	**15a**	
b The corresponding number for the second preceding plan year	**15b**	

16 Information with respect to any employers who withdrew from the plan during the preceding plan year:

a Enter the number of employers who withdrew during the preceding plan year	**16a**	
b If line 16a is greater than 0, enter the aggregate amount of withdrawal liability assessed or estimated to be assessed against such withdrawn employers	**16b**	

17 If assets and liabilities from another plan have been transferred to or merged with this plan during the plan year, check box and see instructions regarding supplemental information to be included as an attachment ☐

Part VI Additional Information for Single-Employer and Multiemployer Defined Benefit Pension Plans

18 If any liabilities to participants or their beneficiaries under the plan as of the end of the plan year consist (in whole or in part) of liabilities to such participants and beneficiaries under two or more pension plans as of immediately before such plan year, check box and see instructions regarding supplemental information to be included as an attachment ☐

19 If the total number of participants is 1,000 or more, complete lines (a) and (b):

a Enter the percentage of plan assets held as:
Public Equity: _____% Private Equity: _____% Investment-Grade Debt and Interest Rate Hedging Assets: _____%
High-Yield Debt: _____% Real Assets: _____% Cash or Cash Equivalents: _____% Other: _____%

b Provide the average duration of the Investment-Grade Debt and Interest Rate Hedging Assets:
☐ 0-5 years ☐ 5-10 years ☐ 10-15 years ☐ 15 years or more

20 **PBGC missed contribution reporting requirements.** If this is a multiemployer plan or a single-employer plan that is not covered by PBGC, skip line 20.

a Is the amount of unpaid minimum required contributions for all years from Schedule SB (Form 5500) line 40 greater than zero? ☐ Yes ☐ No

b If line 20a is "Yes," has PBGC been notified as required by ERISA sections 4043(c)(5) and/or 303(k)(4)? Check the applicable box:

☐ Yes.

☐ No. Reporting was waived under 29 CFR 4043.25(c)(2) because contributions equal to or exceeding the unpaid minimum required contribution were made by the 30th day after the due date.

☐ No. The 30-day period referenced in 29 CFR 4043.25(c)(2) has not yet ended, and the sponsor intends to make a contribution equal to or exceeding the unpaid minimum required contribution by the 30th day after the due date.

☐ No. Other. Provide explanation._____

Part VII IRS Compliance Questions

21a Does the plan satisfy the coverage and nondiscrimination tests of Code sections 410(b) and 401(a)(4) by combining this plan with any other plans under the permissive aggregation rules? ☐ Yes ☒ No

21b If this is a Code section 401(k) plan, check all boxes that apply to indicate how the plan is intended to satisfy the nondiscrimination requirements for employee deferrals and employer matching contributions (as applicable) under Code sections 401(k)(3) and 401(m)(2).

☐ Design-based safe harbor method

☐ "Prior year" ADP test

☒ "Current year" ADP test

☐ N/A

22 If the plan sponsor is an adopter of a pre-approved plan that received a favorable IRS Opinion Letter, enter the date of the Opinion Letter 06 / 30 / 2020 (MM/DD/YYYY) and the Opinion Letter serial number Q702438A .

CERCO I, INC. 401(K)
PROFIT SHARING PLAN
FINANCIAL STATEMENTS
DECEMBER 31, 2025 AND 2024

CerCo I, Inc. 401(k) Profit Sharing Plan
Index
December 31, 2025 and 2024

	Page(s)
INDEPENDENT AUDITOR'S REPORT	1-4
FINANCIAL STATEMENTS:	
Statements of Net Assets Available for Benefits – Modified Cash Basis, As of December 31, 2025 and 2024	5
Statement of Changes in Net Assets Available for Benefits – Modified Cash Basis, For the Year Ended December 31, 2025	6
Notes to Financial Statements, December 31, 2025 and 2024	7-13
SUPPLEMENTAL SCHEDULES*:	
Form 5500, Schedule H, Part IV, Line 4a-Schedule of Delinquent Participant Contributions for the Year Ended December 31, 2025	14
Form 5500, Schedule H, Part IV, line 4i—Schedule of Assets (Held at End of Year), December 31, 2025	15

*All other schedules required by Section 2520.103-10 of the Department of Labor's Rules and Regulations for Reporting and Disclosure under the Employee Retirement Income Security Act of 1974 have been omitted because they are not applicable.

McCURDY & ASSOCIATES, INC.
CERTIFIED PUBLIC ACCOUNTANTS

INDEPENDENT AUDITOR'S REPORT

To the Participants and Administrator of
CerCo I, Inc. 401(k) Profit Sharing Plan:

Scope and Nature of the ERISA Section 103(a)(3)(C) Audit for the 2025 Financial Statements

We have performed an audit of the accompanying financial statements of CerCo I Inc., 401(k) Profit Sharing Plan (the "Plan"), an employee benefit plan subject to the Employee Retirement Income Security Act of 1974 (ERISA), as permitted by ERISA Section 103(a)(3)(C) (ERISA Section 103(a)(3)(C) audit). The financial statements comprise the statements of net assets available for benefits (Modified Cash Basis) as of December 31, 2025, and the related statement of changes in net assets available for benefits (Modified Cash Basis) for the year then ended, and the related notes to the financial statements.

Management, having determined it is permissible in the circumstances, has elected to have the audit of the 2025 financial statements performed in accordance with ERISA Section 103(a)(3)(C) pursuant to 29 CFR 2520.103-8 of the Department of Labor's Rules and Regulations for Reporting and Disclosure under ERISA. As permitted by ERISA Section 103(a)(3)(C), our audit need not extend to any statements or information related to assets held for investment of the plan (investment information) by a bank or similar institution or insurance carrier that is regulated, supervised, and subject to periodic examination by a state or federal agency, provided that the statements or information regarding assets so held are prepared and certified to by the bank or similar institution or insurance carrier in accordance with 29 CFR 2520.103-5 of the Department of Labor's Rules and Regulations for Reporting and Disclosure under ERISA (qualified institution).

Management has obtained a certification from a qualified institution as of and for the year ended December 31, 2025, stating that the certified investment information, as described in Note 4 to the financial statements, is complete and accurate.

Opinion on the 2025 Financial Statements

In our opinion, based on our audit and on the procedures performed as described in the Auditor's Responsibilities for the Audit of the 2025 Financial Statements section -

- the amounts and disclosures in the 2025 financial statements referred to above, other than those agreed to or derived from the certified investment information, are presented fairly, in all material respects, in accordance with the modified cash basis of accounting described in Note 2.

4800 Roberts Road, Columbus, OH 43228 ☙ Phone: (614) 951-2280 ☙ Fax: (614) 951-2281

- the information in the 2025 financial statements related to assets held by and certified to by a qualified institution agrees to, or is derived from, in all material respects, the information prepared and certified by an institution that management determined meets the requirements of ERISA Section 103(a)(3)(C).

Basis for Opinion on the 2025 Financial Statements

We conducted our audit in accordance with auditing standards generally accepted in the United States of America (GAAS). Our responsibilities under those standards are further described in the Auditor's Responsibilities for the Audit of the 2025 Financial Statements section of our report. We are required to be independent of the Plan and to meet our other ethical responsibilities in accordance with the relevant ethical requirements relating to our audit. We believe that the audit evidence we have obtained is sufficient and appropriate to provide a basis for our ERISA Section 103(a)(3)(C) audit opinion.

Basis of Accounting for the 2025 Financial Statements

We draw attention to Note 2, of the financial statements, which describes the basis of accounting. The financial statements and supplemental schedules are prepared on the modified cash basis of accounting, which is a basis of accounting other than accounting principles generally accepted in the United States of America. Our opinion is not modified with respect to this matter.

Responsibilities of Management for the 2025 Financial Statements

Management is responsible for the preparation and fair presentation of the financial statements in accordance with the modified cash basis of accounting described in Note 2, and for the design, implementation, and maintenance of internal control relevant to the preparation and fair presentation of financial statements that are free from material misstatement, whether due to fraud or error. Management's election of the ERISA Section 103(a)(3)(C) audit does not affect management's responsibility for the financial statements.

In preparing the financial statements, management is required to evaluate whether there are conditions or events, considered in the aggregate, that raise substantial doubt about the Plan's ability to continue as a going concern within one year after the date that the financial statements are available to be issued.

Management is also responsible for maintaining a current plan instrument, including all plan amendments; administering the plan; and determining that the plan's transactions that are presented and disclosed in the financial statements are in conformity with the plan's provisions, including maintaining sufficient records with respect to each of the participants, to determine the benefits due or which may become due to such participants.

Auditor's Responsibilities for the Audit of the 2025 Financial Statements

Except as described in the Scope and Nature of the ERISA Section 103(a)(3)(C) Audit of the 2025 Financial Statements section of our report, our objectives are to obtain reasonable assurance about whether the financial statements as a whole are free from material misstatement, whether due to fraud or error, and to issue an auditor's report that includes our opinion. Reasonable assurance is a high level of assurance but is not absolute assurance and therefore is not a guarantee that an audit conducted in accordance with GAAS will always detect a material misstatement when it exists. The risk of not detecting a material misstatement resulting from fraud is higher than for one resulting from error, as fraud may involve collusion, forgery, intentional omissions, misrepresentations, or the override of internal control. Misstatements are considered material if there is a substantial likelihood that, individually or in

the aggregate, they would influence the judgment made by a reasonable user based on the financial statements.

In performing an audit in accordance with GAAS, we:

- Exercise professional judgment and maintain professional skepticism throughout the audit.

- Identify and assess the risks of material misstatement of the financial statements, whether due to fraud or error, and design and perform audit procedures responsive to those risks. Such procedures include examining, on a test basis, evidence regarding the amounts and disclosures in the financial statements.

- Obtain an understanding of internal control relevant to the audit in order to design audit procedures that are appropriate in the circumstances, but not for the purpose of expressing an opinion on the effectiveness of the Plan's internal control. Accordingly, no such opinion is expressed.

- Evaluate the appropriateness of accounting policies used and the reasonableness of significant accounting estimates made by management, as well as evaluate the overall presentation of the financial statements.

- Conclude whether, in our judgment, there are conditions or events, considered in the aggregate, that raise substantial doubt about the Plan's ability to continue as a going concern for a reasonable period of time.

Our audit did not extend to the certified investment information, except for obtaining and reading the certification, comparing the certified investment information with the related information presented and disclosed in the financial statements, and reading the disclosures relating to the certified investment information to assess whether they are in accordance with the presentation and disclosure requirements of the modified cash basis of accounting.

Accordingly, the objective of an ERISA Section 103(a)(3)(C) audit is not to express an opinion about whether the financial statements as a whole are presented fairly, in all material respects, in accordance with the modified cash basis of accounting.

We are required to communicate with those charged with governance regarding, among other matters, the planned scope and timing of the audit, significant audit findings, and certain internal control-related matters that we identified during the audit.

Other Matters

2025 Supplemental Schedules Required by ERISA

The supplemental schedules of Form 5500, Schedule H, Part IV, line 4a-Schedule of Delinquent Participant Contributions for the Year Ended December 31, 2025 and Form 5500, Schedule H, Part IV, line 4i-Schedule of Assets (Held at End of Year), as of December 31, 2025 are presented for purposes of additional analysis and are not a required part of the financial statements but are supplementary information required by the Department of Labor's Rules and Regulations for Reporting and Disclosure under ERISA. Such information is the responsibility of management and was derived from and relates directly to the underlying accounting and other records used to prepare the financial statements. The information included in the supplemental schedules, other than that agreed to or derived from the certified

investment information, has been subjected to auditing procedures applied in the audit of the financial statements and certain additional procedures, including comparing and reconciling such information directly to the underlying accounting and other records used to prepare the financial statements or to the financial statements themselves, and other additional procedures in accordance with GAAS. For information included in the supplemental schedules that agreed to or is derived from the certified investment information, we compared such information to the related certified investment information.

In forming our opinion on the supplemental schedules, we evaluated whether the supplemental schedules, other than the information agreed to or derived from the certified investment information, including their form and content, is presented in conformity with the Department of Labor's Rules and Regulations for Reporting and Disclosure under ERISA.

In our opinion—

- the form and content of the supplemental schedules, other than the information in the supplemental schedules that agreed to or is derived from the certified investment information, is presented, in all material respects, in conformity with the Department of Labor's Rules and Regulations for Reporting and Disclosure under ERISA.

- the information in the supplemental schedules related to assets held by and certified to by a qualified institution agrees to, or is derived from, in all material respects, the information prepared and certified by an institution that management determined meets the requirements of ERISA Section 103(a)(3)(C).

Auditor's Report on the 2024 Financial Statements

The financial statements of the Plan as of December 31, 2024, were audited by predecessor auditors. In accordance with ERISA Section 103(a)(3)(C) pursuant to 29 CFR 2520.103-8 of the Department of Labor's Rules and Regulations for Reporting and Disclosure under ERISA, the prior year audit did not extend to any statements or information related to assets held for investment of the plan that were certified by a qualified institution. Their report dated October 10, 2025 indicated that in their opinion (a) the amounts and disclosures in the 2024 financial statements, other than those agreed to or derived from the certified investment information, were presented fairly, in all material respects, in accordance with the modified cash basis of accounting, and (b) the information in the 2024 financial statements related to assets held by and certified to by a qualified institution agrees to, or is derived from, in all material respects, the information prepared and certified by an institution that management determined meets the requirements of ERISA Section 103(a)(3)(C). Their report also indicated that the form and content of the 2024 supplemental schedules, other than the information in the 2024 supplemental schedules that agrees to or is derived from the certified investment information, were presented, in all material respects, in conformity with the Department of Labor's Rules and Regulations for Reporting and Disclosure under ERISA, and the information in the 2024 supplemental schedules related to assets held by and certified to by a qualified institution agrees to, or is derived from, in all material respects, the information prepared and certified by an institution that management determined meets the requirements of ERISA Section 103(a)(3)(C).

McCurdy & Associates, Inc.

Columbus, Ohio
October 15, 2026

CerCo I, Inc. 401(k) Profit Sharing Plan
Statements of Net Assets Available for Benefits - Modified Cash Basis
As of December 31, 2025 and 2024

	2025	2024
Assets:		
Investments at fair value		
Money market funds	$ 9,950	$ 5,844
Mutual funds	14,611,632	12,501,950
Stable value fund	125,140	109,306
Total investments at fair value	14,746,722	12,617,100
Notes receivable from participants	138,802	182,771
Total assets	14,885,524	12,799,871
Net assets available for benefits	$ 14,885,524	$ 12,799,871

The accompanying notes to financial statements and independent auditor's report should be read in conjunction with these statements.

CerCo I, Inc. 401(k) Profit Sharing Plan
Statement of Changes in Net Assets Available for Benefits - Modified Cash Basis
For the Year Ended December 31, 2025

Additions:		
Contributions:		
Participant contributions	$	403,332
Employer contributions		468,137
Rollover contributions		20,426
Total contributions		891,895
Investment income:		
Interest and dividends		690,549
Net appreciation in fair value of investments		1,301,179
Total investment income		1,991,728
Interest income on notes receivable from participants		13,627
Total additions		2,897,250
Deductions:		
Benefits paid to participants or beneficiaries		784,419
Administrative expenses		27,178
Total deductions		811,597
Net increase		2,085,653
Net assets available for benefits, beginning of year		12,799,871
Net assets available for benefits, end of year	$	14,885,524

The accompanying notes to financial statements and independent auditor's report should be read in conjunction with this statement.

1. DESCRIPTION OF THE PLAN

The following description of the CerCo I, Inc. 401(k) Profit Sharing Plan (the Plan) provides only general information. Participants should refer to the plan agreement for a more complete description of the Plan's provisions.

General—The Plan is a defined contribution plan established effective August 1, 2004, as restated August 29, 2023. The Plan covers all employees of Cerco I, Inc. (the Company or Employer) who have completed three months of service and are age 18 or older. The Plan is subject to the provisions of the Employee Retirement Income Security Act of 1974, as amended (ERISA). The Plan Administrator is responsible for oversight of the Plan. The Plan Administrator determines the appropriateness of the Plan's investment offerings and monitors investment performance.

Contributions— Participants may contribute up to 60% of eligible pretax annual compensation, as defined in the Plan document, subject to Internal Revenue Code limits. Participants may also designate all or a portion of their elective deferrals as designated Roth contributions. Participants who attain age 50 during the Plan year are eligible to make catch-up contributions in accordance with the Internal Revenue Code. For 2025, catch-up contributions were limited to $7,500. Beginning in 2025, participants who attain ages 60 through 63 during the calendar year are eligible for an increased catch-up contribution limit, as permitted under the Internal Revenue Code. Participants may also contribute rollover amounts from other qualified defined benefit or defined contribution plans. Participants direct the investment of their contributions among the investment options offered by the Plan.

The Company makes a nondiscretionary matching contribution equal to 100% of the first 5% of base compensation that a participant contributes to the Plan. The Company also makes a safe harbor nonelective contribution equal to 3% of participants' annual compensation. Additional profit-sharing contributions may be made at the discretion of CerCo, I Inc. For the year ended December 31, 2025, no profit-sharing contributions were made to the Plan. Contributions are subject to applicable IRS limitations.

Participant Accounts—Each participant's account is credited with the participant's contributions, Company matching contributions, allocations of the Company's discretionary contributions and an allocation of the Plan's earnings. Participant accounts are charged with an allocation of administrative expenses that are paid by the Plan. Allocations are based on participant earnings, account balances, or specific participant transactions, as defined. The benefit to which a participant is entitled is the benefit that can be provided from the participant's vested account.

Notes Receivable from Participants— Participants may borrow from their fund accounts a minimum of $1,000 up to a maximum equal to the lesser of $50,000 or 50 percent of their vested account balance. The loans are secured by the balance in the participant's account. The loan interest rate, determined at the time of issuance, is set at the Prime rate, as defined.

Principal and interest are paid ratably through automatic deductions from participant bank accounts. Terms range up to five years or greater for the purchase of a primary residence.

***Payment of Benefits*—**On termination of service due to death, disability, retirement, or other reasons, a participant may elect to receive a lump sum amount equal to the value of the participant's vested interest in his or her account. If a terminated participant's vested balance is less than or equal to $7,000, the amount may be automatically distributed in the form of a lump sum cash payment. In addition, the Plan allows for hardship distributions if certain criteria are met.

Vesting—Participants are vested immediately in their contributions and the Employer's company's contributions plus actual earnings thereon.

***Termination*—**Although it has not expressed any intent to do so, the Company has the right under the Plan to discontinue its contributions at any time and to terminate the Plan subject to the provisions of ERISA.

2. SUMMARY OF ACCOUNTING POLICIES

***Basis of Accounting*—** The accompanying financial statements have been prepared using the modified cash basis of accounting which is a basis of accounting other than accounting principles generally accepted in the United States of America (U.S. GAAP). Accordingly, additions are included in the year in which they are collected and deductions are included in the year in which they are disbursed; however, earnings on investments include adjustments to fair value.

***Contributions*—**Contributions from Plan participants and the matching and safe harbor contributions from the Company are recorded in the year in which participant contributions are remitted into the Plan.

Benefits Paid to Participants or Beneficiaries—Benefits are recorded when paid.

***Administrative Expenses*—**Certain expenses of maintaining the Plan are paid by the Plan, unless otherwise paid by the Company. Expenses that are paid by the Company are excluded from these modified cash basis financial statements. Fees related to the administration of notes receivable from participants are charged directly to the participant's account and are included in administrative expenses. Investment related expenses are included in net appreciation (depreciation) in fair value of investments.

***Use of Estimates*—**The preparation of financial statements in accordance with the modified cash basis of accounting requires management to make estimates and assumptions that affect the reported amounts of assets and liabilities and changes therein, and disclosure of contingent assets and liabilities. Actual results could differ from those estimates.

Investment Valuation and Income Recognition—Investments are reported at fair value. Fair value is the price that would be received to sell an asset or paid to transfer a liability in an orderly transaction between market participants at the measurement date. The Plan administrator determines the Plan's valuation policies utilizing information provided by the investment advisers and custodians, as applicable. See Note 3 for discussion of fair value measurements.

Purchases and sales of securities are recorded on a trade-date basis. Interest income is recorded on the accrual basis. Dividends are recorded on the ex-dividend date. Net appreciation (depreciation) includes the Plan's gains and losses on investments bought and sold as well as held during the year.

***Notes Receivable from Participants*—**Notes receivable from participants are measured at their unpaid principal balance plus any accrued but unpaid interest. Interest income is recorded on the accrual basis. Related fees are recorded as administrative expenses and are expensed as incurred.

Forfeitures—Amounts forfeited by participants will be used first to reduce future employer contributions. The balance, if any, will be used to offset the employer's plan administrative expenses. Forfeitures totaled $6,605 in 2025. During 2025, $3,011 from the forfeiture account was utilized to reduce 2025 recordkeeping fees. At December 31, 2025, forfeitures in the amount of $7,361 were available for reduction of future employer contributions.

***Subsequent Events*—**The Plan has evaluated subsequent events through October 15, 2026, the date the financial statements were available to be issued and has determined that there were no transactions or events that required disclosure through the evaluation date.

3. FAIR VALUE MEASUREMENTS

Financial Accounting Standards Board (FASB) *Accounting Standards Codification* (ASC) 820, *Fair Value Measurements and Disclosures*, provides the framework for measuring fair value. That framework provides a fair value hierarchy that prioritizes the inputs to valuation techniques used to measure fair value. The hierarchy gives the highest priority to unadjusted quoted prices in active markets for identical assets or liabilities (level 1 measurements) and the lowest priority to unobservable inputs (level 3 measurements). The three levels of the fair value hierarchy under FASB ASC 820 are described as follows:

Level 1: Inputs to the valuation methodology are unadjusted quoted prices for identical assets or liabilities in active markets that the Plan has the ability to access.

Level 2: Inputs to the valuation methodology include:

- quoted prices for similar assets or liabilities in active markets;
- quoted prices for identical or similar assets or liabilities in inactive markets;

- inputs other than quoted prices that are observable for the asset or liability;
- inputs that are derived principally from or corroborated by observable market data by correlation or other means.

If the asset or liability has a specified (contractual) term, the level 2 input must be observable for substantially the full term of the asset or liability.

Level 3: Inputs to the valuation methodology are unobservable and significant to the fair value measurement.

The asset or liability's fair value measurement level within the fair value hierarchy is based on the lowest level of any input that is significant to the fair value measurement. Valuation techniques used need to maximize the use of observable inputs and minimize the use of unobservable inputs.

Following is a description of the valuation methodologies used for assets measured at fair value. There have been no changes in the methodologies used at December 31, 2025 and 2024.

Money Market Fund: Valued at quoted net asset value (NAV) of shares held by the Plan at year end.

Mutual Funds: Valued at the daily closing price as reported by the fund. Mutual funds held by the Plan are open-end mutual funds that are registered with the U.S. Securities and Exchange Commission. These funds are required to publish their daily NAV and to transact at that price. The mutual funds held by the Plan are deemed to be actively traded.

Stable Value Fund: Valued at the net asset value (NAV) of the units held by the Plan at year end. The NAV, as provided by the trustee, is used as a practical expedient to estimate fair value. This practical expedient is not used when it is determined to be probable that the fund will sell the investment for an amount different than the reported NAV.

The following table sets forth by level, within the fair value hierarchy, the Plan's assets at fair value as of December 31, 2025 and 2024:

Assets at Fair Value Measurements as of December 31, 2025

	Level 1	Total
Money market fund	$ 9,950	$ 9,950
Mutual funds	14,611,632	14,611,632
Total assets in the fair value hierarchy	14,621,582	14,621,582
Investments measured at net asset value (a)		125,140
Total investments at fair value	$ 14,621,582	$ 14,746,722

Assets at Fair Value Measurements as of December 31, 2024

	Level 1	Total
Money market fund	$ 5,844	$ 5,844
Mutual funds	12,501,950	12,501,950
Total assets in the fair value hierarchy	12,507,794	12,507,794
Investments measured at net asset value (a)		109,306
Total investments at fair value	$ 12,507,794	$ 12,617,100

(a) In accordance with Subtopic 820-10 of ASC 820, certain investments that were measured at net asset value per share (or its equivalent) have not been classified in the fair value hierarchy. The fair value amounts presented in this table are intended to permit reconciliation of the fair value hierarchy to the line items presented in the statements of net assets available for benefits—modified cash basis.

Fair Value of Investments that Calculate Net Asset Value

The following table summarizes investments measured at fair value based on net asset value (NAVs) per share as of December 31, 2025 and 2024. There are no participant redemption restrictions for these investments; the redemption notice period is applicable only to the Plan.

December 31, 2025	Fair Value	Unfunded Commitments	Unfunded Redemption Frequency Commitments (if currently eligible)	Redemption Notice Period
Stable Value Fund	$ 125,140	$ -	Daily	30 Days

December 31, 2024	Fair Value	Unfunded Commitments	Unfunded Redemption Frequency Commitments (if currently eligible)	Redemption Notice Period
Stable Value Fund	$ 109,306	$ -	Daily	30 Days

4. INFORMATION CERTIFIED BY TRUSTEE

The Plan administrator elected the method of compliance permitted by ERISA Section 103(a)(3)(C) and 29 CFR 2520.103-8 for 2025 and 2024. Accordingly, certain information in the accompanying financial statements and ERISA-required supplemental schedule related to investments and notes receivable from participants, including investments and notes receivable from participants reported in the statements of net assets available for benefits—modified cash basis as of December 31, 2025 and 2024, the supplemental Schedule H, Line 4(i)—Schedule of Assets (Held at End of Year) as of December 31, 2025, and related investment income activity and interest income on notes receivable from participants reported in the statement of changes in net assets available for benefits—modified cash basis for the year ended December 31, 2025, was obtained by management and agreed to or derived from information certified as complete and accurate by Fidelity Management Trust Company, the Plan's trustee and a qualified institution.

5. FEDERAL INCOME TAX

The Plan adopted a pre-approved plan offered by FMR, LLC. The pre-approved plan received an IRS opinion letter dated June 30, 2020, stating that the form of the plan and related trust is designed in accordance with applicable sections of the Internal Revenue Code. Although the Plan has been amended since receiving the opinion letter, the Plan administrator believes the Plan is designed and is currently being operated in compliance with the applicable requirements of the Internal Revenue Code. Accordingly, the Plan administrator believes the Plan is qualified and the related trust is tax-exempt.

The Plan is intended to qualify under the applicable provisions of the Internal Revenue Code and, accordingly, the related trust is intended to be exempt from federal income taxes. The Plan may be subject to income tax on unrelated business taxable income, if any. Management has evaluated the Plan's tax positions and has concluded that the Plan has no uncertain tax positions that require recognition or disclosure in the financial statements prepared on the modified cash basis of accounting. The Plan is subject to routine examinations by taxing jurisdictions; however, there are currently no examinations in progress.

6. PARTIES-IN-INTEREST TRANSACTIONS

Certain Plan investments are managed by the Trustee; therefore, these transactions qualify as party-in-interest transactions. The Plan also issues loans to participants, which are secured by the participants' account balances. These transactions qualify as party-in-interest transactions. Fidelity maintains and manages the mutual funds in the Plan for which they receive management fees. All these transactions are exempt from the prohibited rules of the Employee Retirement Income Security Act of 1974 (ERISA).

Certain administrative functions are performed by officers or employees of the Company. No such officer or employee receives compensation from the Plan.

7. RISKS AND UNCERTAINIES

The Plan invests in various investment securities. Investment securities are exposed to various risks, including interest rate, market, and credit risks. Due to the level of risk associated with certain investment securities, it is at least reasonably possible that changes in investment values will occur in the near term and that such changes could materially affect participants' account balances and the amounts reported in the statements of net assets available for benefits—modified cash basis.

8. DELINQUENT PARTICIPANT CONTRIBUTIONS

For the year ended December 31, 2025, the Company did not remit certain participant contributions to the Plan on a timely basis as defined by the Department of Labor's Rules and Regulations for Reporting and Disclosure under ERISA. Untimely remittances identified on the Schedule of Delinquent Participant Contributions totaled $199,903 in 2025. Additionally, the Company will be compensating participants for lost earnings resulting from the delay in contributions in the amount of $512 during 2026.

CerCo I, Inc. 401(k) Profit Sharing Plan Supplemental Schedule 1

EIN: 27-1798479 Plan Number: 001

Form 5500, Schedule H, Part IV, Line 4a -- Schedule of Delinquent Participant Contributions

For the Year Ended December 31, 2025

	(a)	(b)	(c)	(d)	(e)
	Participant Contributions Transferred Late to Plan	Total that Constitute Nonexempt Prohibited Transactions $1,634,446			Total Fully Corrected Under VFCP and PTE 2002-51
	Check here if Late Participant Loan Repayments are included ☐	Contributions Not Corrected	Contributions Corrected Outside VFCP	Contributions Pending Correction in VFCP	
2025	$ 199,903	$ -	$ 199,903	$ -	$ -
2024	342,969	-	342,969	-	-
2023	361,055	-	361,055	-	-
2022	359,081	-	359,081	-	-
2021	371,438	-	371,438	-	-

The accompanying notes to financial statements and independent auditor's report should be read in conjunction with this schedule.

CerCo I, Inc. 401(k) Profit Sharing Plan Supplemental Schedule 2
EIN: 27-1798479 Plan Number: 001
Form 5500, Schedule H, Part IV, Line 4i - Schedule of Assets (Held at End of Year)
December 31, 2025

(a)	(b) Identity of issue, borrower, lessor, or similar party	(c) Description of investment	(e) Current value
*	Fidelity Management Trust Company Government Money Market Fund	Money Market Fund	$ 9,950
*	Fidelity Management Trust Company Advisor Stable Value Fund	Collective Trust	125,140
	American Century Heritage Fund	Mutual Fund	318,964
	American Century Equity Income Fund	Mutual Fund	24,029
	American Century Mid Cap Value Fund	Mutual Fund	75,895
*	Fidelity Management Trust Advisor Strategic Income Fund	Mutual Fund	156,588
*	Fidelity Management Trust Advisor Total Bond Fund	Mutual Fund	41,369
*	Fidelity Management Trust Advisor Small Cap Growth Fund	Mutual Fund	688,413
*	Fidelity Management Trust Advisor Small Cap Value Fund	Mutual Fund	42,532
*	Fidelity Management Trust Advisor International Discovery Fund	Mutual Fund	135,185
*	Fidelity Management Trust 500 Index Fund	Mutual Fund	812,672
*	Fidelity Management Trust Freedom Index Retirement Fund	Mutual Fund	5,166
*	Fidelity Management Trust Freedom Index 2010 Premier Fund	Mutual Fund	60,233
*	Fidelity Management Trust Freedom Index 2015 Premier Fund	Mutual Fund	84,520
*	Fidelity Management Trust Freedom Index 2020 Premier Fund	Mutual Fund	409,547
*	Fidelity Management Trust Freedom Index 2025 Premier Fund	Mutual Fund	2,873,342
*	Fidelity Management Trust Freedom Index 2030 Premier Fund	Mutual Fund	1,695,072
*	Fidelity Management Trust Freedom Index 2035 Premier Fund	Mutual Fund	2,551,539
*	Fidelity Management Trust Freedom Index 2040 Premier Fund	Mutual Fund	416,919
*	Fidelity Management Trust Freedom Index 2045 Premier Fund	Mutual Fund	1,017,811
*	Fidelity Management Trust Freedom Index 2050 Premier Fund	Mutual Fund	450,442
*	Fidelity Management Trust Freedom Index 2055 Premier Fund	Mutual Fund	196,992
*	Fidelity Management Trust Freedom Index 2060 Premier Fund	Mutual Fund	309,530
*	Fidelity Management Trust Freedom Index 2065 Premier Fund	Mutual Fund	79,046
*	Fidelity Management Trust Freedom Index 2070 Premier Fund	Mutual Fund	1,254
	Invesco Real Estate Fund	Mutual Fund	226,351
	JP Morgan Large Cap Growth Fund	Mutual Fund	1,673,635
	PIMCO Investment Grade Credit Bond Fund	Mutual Fund	264,586
	Total investments at fair value		$ 14,746,722
*	Notes receivable from participants	Interest rate: low: 4.25%, high: 9.50%	$ 138,802

* Denotes a Party-in-interest to Plan

Note: Column (d) is not applicable for participant directed investments.

The accompanying notes to financial statements and independent auditor's report should be read in conjunction with this schedule.

Cerco - Cesco Plant

Depreciation Summary Report

Book = Internal

FYE Month = December

Sys No	Ext	Asset ID	Sec 168 Allow Sec 179	Depr Meth	Est Life	Acquired Value	Thru Date	Prior Accum Depreciation	Depreciation This Run	Current YTD Depreciation	Current Accum Depreciation	Key Code
G/L Asset Account = C19820												
000066		POWER UPGRADE										
	000	C66	$ 0.00	SLFM	07 00	$ 40,331.85	12/31/25	$ 40,331.85	$ 0.00	$ 0.00	$ 40,331.85	
000074		Upgrade electric West End										
	000	C74	0.00	SLFM	07 00	42,244.00	12/31/25	42,244.00	0.00	0.00	42,244.00	
000097		Gas Furnace / Air Unit Admin Office										
	000	C97	0.00	SLFM	07 00	6,800.00	10/31/24	6,800.00	0.00	0.00	6,800.00	d
000117		Roof Replacement - Kiln Area										
	000	C117	0.00	SLFM	20 00	85,962.51	12/31/25	59,099.23	358.18	4,298.13	63,397.36	
000118		New - Rheem 7-1/2 ton 13 seer Air/Heat Unit										
	000	C118	0.00	SLFM	07 00	7,500.00	10/31/24	7,500.00	0.00	0.00	7,500.00	d
000126		Roof Beams - Kiln Area										
	000	C126	0.00	SLFM	20 00	17,330.00	12/31/25	11,047.88	72.21	866.50	11,914.38	
000128		Roof Beams - Kiln Area										
	000	C128	0.00	SLFM	20 00	19,050.00	12/31/25	12,144.38	79.38	952.50	13,096.88	
000137		Building Addition - Media / Alumina Mfg										
	000	C137	0.00	SLFM	20 00	636,282.99	12/31/25	352,606.82	2,651.18	31,814.15	384,420.97	
000149		Power Supply / New Transformer										
	000	C149	0.00	SLFM	07 00	21,644.11	12/31/25	21,644.11	0.00	0.00	21,644.11	
000162		Major Structure Repair - Barrell Roof Media										
	000	C162	0.00	SLFM	20 00	86,788.63	12/31/25	30,014.40	361.62	4,339.43	34,353.83	
000163		New Air-Conditioner Unit - Office Henning										
	000	C163	0.00	SLFM	05 00	7,250.00	12/31/25	7,250.00	0.00	0.00	7,250.00	
000170		Roof over Press Room,Dryer,Kiln										
	000	C170	0.00	SLFM	20 00	48,566.84	12/31/25	13,355.88	202.37	2,428.34	15,784.22	
000179		Repair Columns Plant - Berlin Construction										
	000	C179	0.00	SLFM	20 00	3,200.00	12/31/25	546.67	13.34	160.00	706.67	
000181		Facia, camera, gutter repairs/install Hazen										
	000	C181	0.00	SLFM	10 00	5,380.00	12/31/25	1,703.67	44.84	538.00	2,241.67	
000186		Leak Mitigation										
	000	C186	0.00	SLFM	10 00	8,841.18	12/31/25	1,841.92	73.68	884.12	2,726.04	
000188		Gas Line Installation										
	000	C188	0.00	SLFM	15 00	110,153.00	12/31/25	14,687.06	611.97	7,343.53	22,030.59	
000190		Replace Sprinkler System (CertaSite)										
	000	C190	0.00	SLFM	20 00	41,510.00	12/31/25	3,113.25	172.96	2,075.50	5,188.75	
000192		Modine PDP 300,000 BTU Heater										
	000	C192	0.00	SLFM	05 00	3,968.37	12/31/25	925.95	66.14	793.67	1,719.62	
000193		Modine PDP 300,000 BTU Heater										
	000	C193	0.00	SLFM	05 00	3,968.37	12/31/25	925.95	66.14	793.67	1,719.62	
000194		Modine PDP 300,000 BTU Heater										
	000	C194	0.00	SLFM	05 00	3,968.37	12/31/25	925.95	66.14	793.67	1,719.62	
000195		Modine PDP 300,000 BTU Heater										
	000	C195	0.00	SLFM	05 00	3,968.35	12/31/25	925.95	66.14	793.67	1,719.62	
000196		Cesco Roof Repair (Replace with LVL Trusses)										
	000	C196	0.00	SLFM	20 00	40,400.75	12/31/25	2,020.04	168.34	2,020.04	4,040.08	
000200		Cesco Roof Repairs (Fall 2024)										
	000	C200	0.00	SLFM	20 00	93,775.00	12/31/25	0.00	390.73	4,688.75	4,688.75	

Cerco - Cesco Plant

Depreciation Summary Report

Book = Internal

FYE Month = December

Sys No	Ext	Asset ID	Sec 168 Allow Sec 179	Depr Meth	Est Life	Acquired Value	Thru Date	Prior Accum Depreciation	Depreciation This Run	Current YTD Depreciation	Current Accum Depreciation	Key Code
		G/L Asset Account = C19820	$ 0.00			$ 1,338,884.32		$ 631,654.96	$ 5,465.36	$ 65,583.67	$ 697,238.63	
		Less disposals and transfers	0.00			(14,300.00)		(14,300.00)			(14,300.00)	
		Count = 2										
		Net Subtotal	$ 0.00			$ 1,324,584.32		$ 617,354.96	$ 5,465.36	$ 65,583.67	$ 682,938.63	
		Count = 21										
G/L Asset Account = C19830												
000001		Anhydro Spray Dryer (Trfd frm Diam 1/05)										
	000	C1	$ 0.00	SLFM	07 00	$ 74,721.58	12/31/25	$ 74,721.58	$ 0.00	$ 0.00	$ 74,721.58	
000002		1997-1999 CAPITALIZED INTERES										
	000	C2	0.00	SLFM	07 00	2,212.63	10/31/24	2,212.63	0.00	0.00	2,212.63	d
000003		MOVE & INSTALL DIE SHOP EQUIP										
	000	C3	0.00	SLFM	07 00	3,666.67	12/31/25	3,666.67	0.00	0.00	3,666.67	
000004		BRIDGEPORT MILLING MACHINE										
	000	C4	0.00	SLFM	07 00	26,964.32	12/31/25	26,964.32	0.00	0.00	26,964.32	
000005		10" 3 JAW CHUCK										
	000	C5	0.00	SLFM	07 00	74.88	12/31/25	74.88	0.00	0.00	74.88	
000006		16" 4 JAW CHUCK										
	000	C6	0.00	SLFM	07 00	133.49	12/31/25	133.49	0.00	0.00	133.49	
000007		17X60 PRECISION ENGINE LATHE										
	000	C7	0.00	SLFM	07 00	2,349.06	12/31/25	2,349.06	0.00	0.00	2,349.06	
000008		HORIZONTAL/VERTICAL MILLING M										
	000	C8	0.00	SLFM	07 00	1,344.00	12/31/25	1,344.00	0.00	0.00	1,344.00	
000009		FINISHING TABLES WITH DUST CO										
	000	C9	0.00	SLFM	07 00	3,850.66	12/31/25	3,850.66	0.00	0.00	3,850.66	
000010		MIXER AND CONTROL SYSTEM										
	000	C10	0.00	SLFM	07 00	12,111.14	12/31/25	12,111.14	0.00	0.00	12,111.14	
000011		MISC EQUIPMENT: BAG CONT./DUS										
	000	C11	0.00	SLFM	07 00	227.51	12/31/25	227.51	0.00	0.00	227.51	
000012		MIXER/CONTROL SYSTEM INSTALLA										
	000	C12	0.00	SLFM	07 00	2,800.00	12/31/25	2,800.00	0.00	0.00	2,800.00	
000013		FOUNDATION FOR USED EIRICH MI										
	000	C13	0.00	SLFM	07 00	590.67	12/31/25	590.67	0.00	0.00	590.67	
000014		REFURBISH DUST COLLECTOR - GR										
	000	C14	0.00	SLFM	07 00	1,045.00	12/31/25	1,045.00	0.00	0.00	1,045.00	
000015		CONVEYOR SYSTEM										
	000	C15	0.00	SLFM	07 00	1,565.42	12/31/25	1,565.42	0.00	0.00	1,565.42	
000016		PULVERIZING EQUIPMENT										
	000	C16	0.00	SLFM	07 00	2,079.87	12/31/25	2,079.87	0.00	0.00	2,079.87	
000017		MOVE & INSTALL MIXER, EXTRUDE										
	000	C17	0.00	SLFM	07 00	4,620.00	12/31/25	4,620.00	0.00	0.00	4,620.00	
000018		ERICH MIXER										
	000	C18	0.00	SLFM	07 00	23,179.30	12/31/25	23,179.30	0.00	0.00	23,179.30	
000019		CONDENSING UNIT W/CHILLER-PUM										
	000	C19	0.00	SLFM	07 00	3,680.77	12/31/25	3,680.77	0.00	0.00	3,680.77	
000020		560 GAL. HORIZONTAL TANK										
	000	C20	0.00	SLFM	07 00	518.83	12/31/25	518.83	0.00	0.00	518.83	
000021		1997-1999 CAPITALIZED INTERES										
	000	C21	0.00	SLFM	07 00	9,404.72	10/31/24	9,404.72	0.00	0.00	9,404.72	d
000022		MOVE & INSTALL PRESSES										
	000	C22	0.00	SLFM	07 00	66,146.67	12/31/25	66,146.67	0.00	0.00	66,146.67	
000023		REBUILD CROSSLEY PRESS										

Cerco - Cesco Plant

Depreciation Summary Report

Book = Internal

FYE Month = December

Sys No	Ext	Asset ID	Sec 168 Allow Sec 179	Depr Meth	Est Life	Acquired Value	Thru Date	Prior Accum Depreciation	Depreciation This Run	Current YTD Depreciation	Current Accum Depreciation	Key Code
G/L Asset Account = C19830												
	000	C23	0.00	SLFM	07 00	10,172.80	12/31/25	10,172.80	0.00	0.00	10,172.80	
000024	TRAMRAIL & BAG HANGER											
	000	C24	0.00	SLFM	07 00	2,783.10	12/31/25	2,783.10	0.00	0.00	2,783.10	
000025	PC7606 CAMMERBELL HARDSTEEL D											
	000	C25	0.00	SLFM	07 00	6,562.50	12/31/25	6,562.50	0.00	0.00	6,562.50	
000026	TRAMRAIL											
	000	C26	0.00	SLFM	07 00	3,662.75	12/31/25	3,662.75	0.00	0.00	3,662.75	
000027	MODINE GAS DUCT											
	000	C27	0.00	SLFM	07 00	2,167.90	12/31/25	2,167.90	0.00	0.00	2,167.90	
000028	DETROIT RADIANT INFA-RED HEAT											
	000	C28	0.00	SLFM	07 00	1,000.27	12/31/25	1,000.27	0.00	0.00	1,000.27	
000029	USED 500 TON PRESS											
	000	C29	0.00	SLFM	07 00	42,683.04	12/31/25	42,683.04	0.00	0.00	42,683.04	
000030	MORGAN PRESS 14-06 (Trf frm Diam)											
	000	C30	0.00	SLFM	07 00	78,050.49	10/31/24	78,050.49	0.00	0.00	78,050.49	d
000031	VAC-U-MAX (1406/1407) (Trf Diam)											
	000	C31	0.00	SLFM	07 00	1,910.00	12/31/25	1,910.00	0.00	0.00	1,910.00	
000032	ISOSTATIC MEDIA PRESS (Trf Diam)											
	000	C32	0.00	SLFM	07 00	178,759.97	12/31/25	178,759.97	0.00	0.00	178,759.97	
000033	EP60 SSR ROTARY Screw (Trf Diam)											
	000	C33	0.00	SLFM	07 00	8,131.95	10/31/24	8,131.95	0.00	0.00	8,131.95	d
000034	2 1/2" TOOL BLOCK (Trf Diam)											
	000	C34	0.00	SLFM	07 00	9,124.50	12/31/25	9,124.50	0.00	0.00	9,124.50	
000035	STOKES ROTARY Press #4 (Trf Diam)											
	000	C35	0.00	SLFM	07 00	19,467.79	10/31/24	19,467.79	0.00	0.00	19,467.79	d
000036	USED ROTARY PRESS (Trf Diam)											
	000	C36	0.00	SLFM	07 00	5,925.00	12/31/25	5,925.00	0.00	0.00	5,925.00	
000037	PRESS UPGRADE COMPUTER											
	000	C37	0.00	SLFM	07 00	2,766.22	12/31/25	2,766.22	0.00	0.00	2,766.22	
000038	SENECA DUST COLLECTOR											
	000	C38	0.00	SLFM	07 00	6,454.25	12/31/25	6,454.25	0.00	0.00	6,454.25	
000039	COOLING TOWER - RXSIC PROJECT											
	000	C39	0.00	SLFM	07 00	16,459.19	12/31/25	16,459.19	0.00	0.00	16,459.19	
000040	22 X 86 FURNACE											
	000	C40	0.00	SLFM	07 00	2,605.28	12/31/25	2,605.28	0.00	0.00	2,605.28	
000041	30 X 50 FURNACE											
	000	C41	0.00	SLFM	07 00	4,800.92	12/31/25	4,800.92	0.00	0.00	4,800.92	
000042	INFRA RED PYROMETER - RXSIC P											
	000	C42	0.00	SLFM	07 00	582.11	12/31/25	582.11	0.00	0.00	582.11	
000043	ELECTRICAL CONNECTIONS - RXSI											
	000	C43	0.00	SLFM	07 00	6,473.87	12/31/25	6,473.87	0.00	0.00	6,473.87	
000044	RXSIC PROJECT - DRYER BAYS											
	000	C44	0.00	SLFM	07 00	4,556.88	12/31/25	4,556.88	0.00	0.00	4,556.88	
000045	MISC. EQUIPMENT											
	000	C45	0.00	SLFM	07 00	7,134.05	10/31/24	7,134.05	0.00	0.00	7,134.05	d
000046	PLUMBING											
	000	C46	0.00	SLFM	07 00	7,144.91	12/31/25	7,144.91	0.00	0.00	7,144.91	
000047	TEMPERATURE CONTROL UNIT											
	000	C47	0.00	SLFM	07 00	4,057.80	12/31/25	4,057.80	0.00	0.00	4,057.80	
000048	CAPITALIZED INTEREST - RXSIC											
	000	C48	0.00	SLFM	07 00	4,624.78	12/31/25	4,624.78	0.00	0.00	4,624.78	
000049	250 GALLON TANK & NON-METALIC											
	000	C49	0.00	SLFM	07 00	2,479.21	12/31/25	2,479.21	0.00	0.00	2,479.21	
000050	MISC EQUIPMENT											

Cerco - Cesco Plant

Depreciation Summary Report

Book = Internal

FYE Month = December

Sys No	Ext	Asset ID	Sec 168 Allow Sec 179	Depr Meth	Est Life	Acquired Value	Thru Date	Prior Accum Depreciation	Depreciation This Run	Current YTD Depreciation	Current Accum Depreciation	Key Code
G/L Asset Account = C19830												
	000	C50	0.00	SLFM	07 00	33,125.00	12/31/25	33,125.00	0.00	0.00	33,125.00	
000051	GAS POWERED GENERATOR											
	000	C51	0.00	SLFM	07 00	8,664.48	12/31/25	8,664.48	0.00	0.00	8,664.48	
000052	FITZMILL											
	000	C52	0.00	SLFM	07 00	1,067.38	12/31/25	1,067.38	0.00	0.00	1,067.38	
000053	SWECCO SCREENER											
	000	C53	0.00	SLFM	07 00	985.89	12/31/25	985.89	0.00	0.00	985.89	
000054	TORIT DUST COLLECTOR											
	000	C54	0.00	SLFM	07 00	630.17	12/31/25	630.17	0.00	0.00	630.17	
000055	FIRST LOUTHAN KILN											
	000	C55	0.00	SLFM	07 00	274,890.57	12/31/25	274,890.57	0.00	0.00	274,890.57	
000056	1997-1999 CAPITALIZED INTERES											
	000	C56	0.00	SLFM	07 00	16,043.30	10/31/24	16,043.30	0.00	0.00	16,043.30	d
000057	DRIER UPGRADES											
	000	C57	0.00	SLFM	07 00	125,013.30	12/31/25	125,013.30	0.00	0.00	125,013.30	
000058	RELINE HARROP KILN "D"											
	000	C58	0.00	SLFM	07 00	1,394.59	12/31/25	1,394.59	0.00	0.00	1,394.59	
000059	RELINE HARROP KILN "E"											
	000	C59	0.00	SLFM	07 00	1,459.63	12/31/25	1,459.63	0.00	0.00	1,459.63	
000060	TUNNEL KILN											
	000	C60	0.00	SLFM	07 00	284,519.17	12/31/25	284,519.17	0.00	0.00	284,519.17	
000061	1994 - 1995 CAPITALIZED INTER											
	000	C61	0.00	SLFM	07 00	22,347.31	10/31/24	22,347.31	0.00	0.00	22,347.31	d
000062	East Liverpool Tunnel Kiln - Retro Adj											
	000	C62	0.00	SLFM	07 00	127,667.75	12/31/25	127,667.75	0.00	0.00	127,667.75	
000063	14" MASONRY SAW WITH 7 1/2 HP											
	000	C63	0.00	SLFM	07 00	2,772.25	12/31/25	2,772.25	0.00	0.00	2,772.25	
000064	CLARK ELECTRIC LOW LIFT TRUCK											
	000	C64	0.00	SLFM	07 00	1,134.65	12/31/25	1,134.65	0.00	0.00	1,134.65	
000065	SIDEWINDER 4 - SHRINKWRAP MAC											
	000	C65	0.00	SLFM	07 00	6,510.42	12/31/25	6,510.42	0.00	0.00	6,510.42	
000067	(7) DAYTON GAS HEATERS											
	000	C67	0.00	SLFM	07 00	2,133.60	12/31/25	2,133.60	0.00	0.00	2,133.60	
000068	CLARK TRANSPORT LIFT W/ BATTE											
	000	C68	0.00	SLFM	07 00	1,225.64	12/31/25	1,225.64	0.00	0.00	1,225.64	
000069	CLARK ELECTRIC LOW LIFT TRUCK											
	000	C69	0.00	SLFM	07 00	1,134.65	12/31/25	1,134.65	0.00	0.00	1,134.65	
000070	8 X 12 MAZZANINE (Trfd Diam 1/05)											
	000	C70	0.00	SLFM	07 00	3,640.95	12/31/25	3,640.95	0.00	0.00	3,640.95	
000073	Rubber Lined Ball Mill											
	000	C73	0.00	SLFM	07 00	15,000.00	12/31/25	15,000.00	0.00	0.00	15,000.00	
000075	WaterJet Flow Int'l											
	000	C75	0.00	SLFM	07 00	175,795.00	12/31/25	175,795.00	0.00	0.00	175,795.00	
000076	Bridgeport Lathe S/N 7819E											
	000	C76	0.00	SLFM	07 00	8,250.00	12/31/25	8,250.00	0.00	0.00	8,250.00	
000077	Bridgeport Lathe S/N EZ 2080											
	000	C77	0.00	SLFM	07 00	8,250.00	12/31/25	8,250.00	0.00	0.00	8,250.00	
000078	Crossley Press - 1,800 Ton											
	000	C78	0.00	SLFM	07 00	247,500.88	12/31/25	247,500.88	0.00	0.00	247,500.88	
000079	Mounting Bracket 1,800 Ton Die Set											
	000	C79	0.00	SLFM	07 00	8,950.00	12/31/25	8,950.00	0.00	0.00	8,950.00	
000080	Graphite Susceptor											
	000	C80	0.00	SLFM	07 00	15,720.00	12/31/25	15,720.00	0.00	0.00	15,720.00	
000081	Installation EL Kiln											

Cerco - Cesco Plant

Depreciation Summary Report

Book = Internal

FYE Month = December

Sys No	Ext	Asset ID	Sec 168 Allow Sec 179	Depr Meth	Est Life	Acquired Value	Thru Date	Prior Accum Depreciation	Depreciation This Run	Current YTD Depreciation	Current Accum Depreciation	Key Code
G/L Asset Account = C19830												
	000	C81	0.00	SLFM	07 00	363,816.24	12/31/25	363,816.24	0.00	0.00	363,816.24	
000082	Ducts, Exhaust Stacks HiTemp Kiln											
	000	C82	0.00	SLFM	07 00	7,050.00	12/31/25	7,050.00	0.00	0.00	7,050.00	
000083	Cammerzell 250 Ton Press											
	000	C83	0.00	SLFM	07 00	4,073.50	12/31/25	4,073.50	0.00	0.00	4,073.50	
000084	Vac-U-Max Flo-Rite											
	000	C84	0.00	SLFM	07 00	6,752.00	12/31/25	6,752.00	0.00	0.00	6,752.00	
000085	Lapping Mill											
	000	C85	0.00	SLFM	07 00	5,110.00	12/31/25	5,110.00	0.00	0.00	5,110.00	
000086	Mount spacers 1,800T 16x20 die											
	000	C86	0.00	SLFM	07 00	6,800.00	12/31/25	6,800.00	0.00	0.00	6,800.00	
000087	Mounting Plate 1,800T Armor Die											
	000	C87	0.00	SLFM	07 00	8,900.00	12/31/25	8,900.00	0.00	0.00	8,900.00	
000088	Graphite Susceptor											
	000	C88	0.00	SLFM	07 00	17,235.00	12/31/25	17,235.00	0.00	0.00	17,235.00	
000089	Mounting Adapter 1,800T / Crossley											
	000	C89	0.00	SLFM	07 00	13,081.57	12/31/25	13,081.57	0.00	0.00	13,081.57	
000090	Elb Surface Grinder (Used) Cammerzell											
	000	C90	0.00	SLFM	07 00	2,000.00	12/31/25	2,000.00	0.00	0.00	2,000.00	
000091	Vaccumn Press Furnace (AVS)											
	000	C91	0.00	SLFM	07 00	269,629.81	12/31/25	269,629.81	0.00	0.00	269,629.81	
000092	Rebuild Forklift Engine Hy-Tek											
	000	C92	0.00	SLFM	07 00	5,956.13	10/31/24	5,956.13	0.00	0.00	5,956.13	d
000093	Matrix Upgrade Electronic Controls											
	000	C93	0.00	SLFM	07 00	18,062.04	12/31/25	18,062.04	0.00	0.00	18,062.04	
000094	Used 30T Cammerzell Press											
	000	C94	0.00	SLFM	07 00	3,600.00	10/31/24	3,600.00	0.00	0.00	3,600.00	d
000095	New Gas Furnace / Air - RX Dept											
	000	C95	0.00	SLFM	07 00	5,642.12	12/31/25	5,642.12	0.00	0.00	5,642.12	
000096	Used Keith kkg Furnace											
	000	C96	0.00	SLFM	07 00	9,996.00	12/31/25	9,996.00	0.00	0.00	9,996.00	
000098	Rebuild Bussman Press											
	000	C98	0.00	SLFM	07 00	7,495.92	12/31/25	7,495.92	0.00	0.00	7,495.92	
000099	Retrofit AVS 2006 Furnace											
	000	C99	0.00	SLFM	07 00	25,739.31	12/31/25	25,739.31	0.00	0.00	25,739.31	
000100	Big Joe Used Platform Truck AVS furn											
	000	C100	0.00	SLFM	07 00	5,215.00	10/31/24	5,215.00	0.00	0.00	5,215.00	d
000101	Lais DryMill Mixer											
	000	C101	0.00	SLFM	07 00	2,000.00	10/31/24	2,000.00	0.00	0.00	2,000.00	d
000102	Rebuilt RX Furnace											
	000	C102	0.00	SLFM	07 00	52,235.85	12/31/25	52,235.85	0.00	0.00	52,235.85	
000103	Rebuild Lancaster Mixer (Pan Drive Pinion)											
	000	C103	0.00	SLFM	07 00	7,775.00	12/31/25	7,775.00	0.00	0.00	7,775.00	
000104	Upgrade 300 Ton Press											
	000	C104	0.00	SLFM	07 00	7,940.00	12/31/25	7,940.00	0.00	0.00	7,940.00	
000105	Reline Lapping Mill											
	000	C105	0.00	SLFM	07 00	7,523.39	12/31/25	7,523.39	0.00	0.00	7,523.39	
000106	Retrofit WaterJet Controls											
	000	C106	0.00	SLFM	07 00	10,683.20	12/31/25	10,683.20	0.00	0.00	10,683.20	
000107	Rebuild Gasbarre Press											
	000	C107	0.00	SLFM	07 00	24,365.71	12/31/25	24,365.71	0.00	0.00	24,365.71	
000108	Steel bulk bins (24) media processing											
	000	C108	0.00	SLFM	07 00	4,785.00	12/31/25	4,785.00	0.00	0.00	4,785.00	
000109	Swindell Dressler SC 4x8 kiln cars (15)											

Cerco - Cesco Plant

Depreciation Summary Report

Book = Internal

FYE Month = December

Sys No	Ext	Asset ID	Sec 168 Allow Sec 179	Depr Meth	Est Life	Acquired Value	Thru Date	Prior Accum Depreciation	Depreciation This Run	Current YTD Depreciation	Current Accum Depreciation	Key Code
G/L Asset Account = C19830												
	000	C109	0.00	SLFM	07 00	11,850.00	12/31/25	11,850.00	0.00	0.00	11,850.00	
000110	Star Eng pusher cntrl hydraulic unit											
	000	C110	0.00	SLFM	07 00	2,200.00	12/31/25	2,200.00	0.00	0.00	2,200.00	
000113	New - Heaters (4) MSC Industrial											
	000	C113	0.00	SLFM	07 00	6,518.36	10/31/24	6,518.36	0.00	0.00	6,518.36	d
000114	Used Bussman #2 / Detroit Process											
	000	C114	0.00	SLFM	07 00	30,493.67	12/31/25	30,493.67	0.00	0.00	30,493.67	
000115	Used Kason Screen Seperator / Mohr											
	000	C115	0.00	SLFM	07 00	4,586.00	10/31/24	4,586.00	0.00	0.00	4,586.00	d
000116	New - (1) DGI Band Saws - CMI290184											
	000	C116	0.00	SLFM	07 00	23,110.18	12/31/25	23,110.18	0.00	0.00	23,110.18	
000119	New - Graphite Susceptor Furnace #2											
	000	C119	0.00	SLFM	07 00	26,030.46	12/31/25	26,030.46	0.00	0.00	26,030.46	
000120	Rebuilt RX Furnace #1 Ajax Tocca											
	000	C120	0.00	SLFM	07 00	31,071.50	12/31/25	31,071.50	0.00	0.00	31,071.50	
000121	Rebuilt RX Furnace #2 Ajax Tocca											
	000	C121	0.00	SLFM	07 00	37,871.50	12/31/25	37,871.50	0.00	0.00	37,871.50	
000122	Rebuild #4 Dorst Press - Used											
	000	C122	0.00	SLFM	07 00	7,240.50	12/31/25	7,240.50	0.00	0.00	7,240.50	
000123	Rebuilt Auger / Extruder											
	000	C123	0.00	SLFM	07 00	32,017.00	12/31/25	32,017.00	0.00	0.00	32,017.00	
000124	New - WardJet 6050											
	000	C124	0.00	SLFM	07 00	175,352.01	12/31/25	175,352.01	0.00	0.00	175,352.01	
000125	New 400 Volt Transformer - Spain Equip											
	000	C125	0.00	SLFM	07 00	39,586.71	12/31/25	39,586.71	0.00	0.00	39,586.71	
000127	Major Rebuild 1,800T Press											
	000	C127	0.00	SLFM	07 00	94,737.59	12/31/25	94,737.59	0.00	0.00	94,737.59	
000129	1,100 Ton Laies Bucher Press											
	000	C129	0.00	SLFM	07 00	117,354.85	12/31/25	117,354.85	0.00	0.00	117,354.85	
000130	Replace Upper Cyclinder 1,800T Press											
	000	C130	0.00	SLFM	07 00	123,703.81	12/31/25	123,703.81	0.00	0.00	123,703.81	
000131	Used Vibrodyne											
	000	C131	0.00	SLFM	07 00	15,868.72	12/31/25	15,868.72	0.00	0.00	15,868.72	
000132	Used Vibrodyne (Rebuilt Stevenson)											
	000	C132	0.00	SLFM	07 00	11,642.32	12/31/25	11,642.32	0.00	0.00	11,642.32	
000133	Used Totit Dust collector Mod IG008249											
	000	C133	0.00	SLFM	07 00	5,000.00	12/31/25	5,000.00	0.00	0.00	5,000.00	
000134	Rebuilt RX Furnace #2 Ajax Tocca											
	000	C134	0.00	SLFM	07 00	43,240.00	12/31/25	43,240.00	0.00	0.00	43,240.00	
000135	Cooling Tower - West End Plant											
	000	C135	0.00	SLFM	07 00	15,454.68	12/31/25	15,454.68	0.00	0.00	15,454.68	
000136	Heater 1M-BTU Direct Gas Fired											
	000	C136	0.00	SLFM	07 00	21,500.00	12/31/25	21,500.00	0.00	0.00	21,500.00	
000138	Star Eng pusher car #4 Kiln (New)											
	000	C138	0.00	SLFM	07 00	6,595.00	12/31/25	6,595.00	0.00	0.00	6,595.00	
000139	Rebuild International Extruder											
	000	C139	0.00	SLFM	07 00	15,164.00	12/31/25	15,164.00	0.00	0.00	15,164.00	
000140	Rotary Press (New) Scheu & Kniss											
	000	C140	0.00	SLFM	07 00	122,696.30	10/31/24	122,696.30	0.00	0.00	122,696.30	d
000142	New - Graphite Susceptor Furnace #1											
	000	C142	0.00	SLFM	07 00	26,839.00	12/31/25	26,839.00	0.00	0.00	26,839.00	
000143	New - Graphite Susceptor Furnace #2											
	000	C143	0.00	SLFM	07 00	26,839.00	12/31/25	26,839.00	0.00	0.00	26,839.00	
000144	Moritz DLBH610-12 BP Dump Trailer											

Cerco - Cesco Plant

Depreciation Summary Report

Book = Internal

FYE Month = December

Sys No	Ext	Asset ID	Sec 168 Allow Sec 179	Depr Meth	Est Life	Acquired Value	Thru Date	Prior Accum Depreciation	Depreciation This Run	Current YTD Depreciation	Current Accum Depreciation	Key Code
G/L Asset Account = C19830												
	000	C144	0.00	SLFM	07 00	6,994.85	10/31/24	6,994.85	0.00	0.00	6,994.85	d
000145	340 Feet 3" Welded Gas Line											
	000	C145	0.00	SLFM	07 00	31,727.92	12/31/25	31,727.92	0.00	0.00	31,727.92	
000146	Hydraulic Lift 5,000# Capacity											
	000	C146	0.00	SLFM	07 00	32,524.30	12/31/25	32,524.30	0.00	0.00	32,524.30	
000147	Rebuild Dorst #3 ISO Press											
	000	C147	0.00	SLFM	07 00	40,312.76	12/31/25	40,312.76	0.00	0.00	40,312.76	
000148	Used Rotary Press (EquipNet) Nepco											
	000	C148	0.00	SLFM	07 00	29,219.00	10/31/24	29,219.00	0.00	0.00	29,219.00	d
000150	Reline #4 Tunnel Kiln (Trinity)											
	000	C150	0.00	SLFM	07 00	144,608.04	10/31/24	144,608.04	0.00	0.00	144,608.04	d
000151	Spray Dryer Unit											
	000	C151	0.00	SLFM	07 00	293,797.58	12/31/25	293,797.58	0.00	0.00	293,797.58	
000152	Two Ball Mills - Body Prep											
	000	C152	0.00	SLFM	07 00	22,159.90	12/31/25	22,159.90	0.00	0.00	22,159.90	
000153	Sedigraph (Used) Mohr Corp											
	000	C153	0.00	SLFM	05 00	4,250.00	12/31/25	4,250.00	0.00	0.00	4,250.00	
000154	CEM LabWave 9000 Micro Moisture Analyzer											
	000	C154	0.00	SLFM	03 00	3,200.00	12/31/25	3,200.00	0.00	0.00	3,200.00	
000155	Spray Dryer Unit											
	000	C155	0.00	SLFM	07 00	136,851.86	12/31/25	136,851.86	0.00	0.00	136,851.86	
000156	Eaton Air-Compressor (New)											
	000	C156	0.00	SLFM	07 00	27,049.38	12/31/25	27,049.38	0.00	0.00	27,049.38	
000157	Eaton Air-Dryer Unit (New) for Compressor											
	000	C157	0.00	SLFM	06 00	6,829.61	12/31/25	6,829.61	0.00	0.00	6,829.61	
000158	Video Surveillance System											
	000	C158	0.00	SLFM	05 00	13,419.73	12/31/25	13,419.73	0.00	0.00	13,419.73	
000159	Used RDH Kiln (Spain relocation)											
	000	C159	0.00	SLFM	07 00	134,019.66	12/31/25	134,019.66	0.00	0.00	134,019.66	
000160	Portable Northwind Dust Collectors (2)											
	000	C160	0.00	SLFM	07 00	9,981.14	12/31/25	9,981.14	0.00	0.00	9,981.14	
000161	Used Bussman Press #3 (Mohr Corp)											
	000	C161	0.00	SLFM	07 00	28,592.36	12/31/25	28,592.36	0.00	0.00	28,592.36	
000164	New Vacumax for Bussman #3											
	000	C164	0.00	SLFM	05 00	8,766.00	12/31/25	8,766.00	0.00	0.00	8,766.00	
000165	Replace Electronic Controls #3 Bussman											
	000	C165	0.00	SLFM	07 00	11,298.07	12/31/25	11,298.07	0.00	0.00	11,298.07	
000166	Powder Hoppers w/Lids Fram Qty 87											
	000	C166	0.00	SLFM	07 00	15,264.00	12/31/25	13,265.14	0.00	1,998.86	15,264.00	
000167	Mill / Mixer Battery w/ Mezzanine (Fram)											
	000	C167	0.00	SLFM	07 00	298,565.53	12/31/25	259,467.67	0.00	39,097.86	298,565.53	
000168	Rebuild Extruder											
	000	C168	0.00	SLFM	07 00	29,037.00	12/31/25	25,234.53	0.00	3,802.47	29,037.00	
000171	Power Washer / Power Industrial											
	000	C171	0.00	SLFM	07 00	2,743.23	12/31/25	2,743.23	0.00	0.00	2,743.23	
000172	Kiln #6 Installation (Fram-Fostoria)											
	000	C172	0.00	SLFM	07 00	692,721.15	12/31/25	527,787.55	8,246.69	98,960.17	626,747.72	
000174	5 Heaters AC Wholesale 3-250btu/2-150btu											
	000	C174	0.00	SLFM	05 00	7,188.70	12/31/25	7,188.70	0.00	0.00	7,188.70	
000175	Rebuild Matrix Press											
	000	C175	0.00	SLFM	07 00	100,614.43	12/31/25	65,878.50	1,197.80	14,373.49	80,251.99	
000176	Kiln #6 Installation Internal Labor Adjust											
	000	C176	0.00	SLFM	07 00	24,400.00	12/31/25	15,976.20	290.48	3,485.72	19,461.92	
000177	Rebuild Shuttle Kiln B											

Cerco - Cesco Plant

Depreciation Summary Report

Book = Internal

FYE Month = December

Sys No	Ext	Asset ID	Sec 168 Allow Sec 179	Depr Meth	Est Life	Acquired Value	Thru Date	Prior Accum Depreciation	Depreciation This Run	Current YTD Depreciation	Current Accum Depreciation	Key Code
G/L Asset Account = C19830												
	000	C177	0.00	SLFM	07 00	23,704.83	12/31/25	15,521.03	282.21	3,386.41	18,907.44	
000178	Electrical / Tanks Mill Battery											
	000	C178	0.00	SLFM	07 00	13,792.39	12/31/25	7,881.36	164.20	1,970.34	9,851.70	
000180	Rebuild Kiln #3											
	000	C180	0.00	SLFM	07 00	196,008.31	12/31/25	91,003.86	2,333.44	28,001.19	119,005.05	
000182	Rebuild Dorst #2											
	000	C182	0.00	SLFM	05 00	32,588.30	12/31/25	20,639.26	543.14	6,517.66	27,156.92	
000183	Express Vending Machine Combo											
	000	C183	0.00	SLFM	05 00	5,284.00	12/31/25	3,170.40	88.07	1,056.80	4,227.20	
000184	Cooling System Press Area											
	000	C184	0.00	SLFM	07 00	68,159.77	12/31/25	22,719.92	811.43	9,737.11	32,457.03	
000185	Extruder Rebuild											
	000	C185	0.00	SLFM	05 00	22,580.55	12/31/25	10,161.25	376.35	4,516.11	14,677.36	
000187	K1 Car Rebuild											
	000	C187	0.00	SLFM	05 00	28,417.15	12/31/25	11,840.48	473.62	5,683.43	17,523.91	
000189	K1 Car Axles (Group of 20)											
	000	C189	0.00	SLFM	05 00	27,200.00	12/31/25	9,520.00	453.34	5,440.00	14,960.00	
000191	Kone Crane Repair											
	000	C191	0.00	SLFM	05 00	9,921.32	12/31/25	2,976.39	165.36	1,984.26	4,960.65	
000197	Rebuild Eaton E25G Air Compressor (Main)											
	000	C197	0.00	SLFM	05 00	12,593.62	12/31/25	1,889.04	209.90	2,518.72	4,407.76	
000198	Radiator Repair for Eaton Compressor											
	000	C198	0.00	SLFM	05 00	6,184.73	12/31/25	824.63	103.08	1,236.95	2,061.58	
000199	Dorst Rebuild #906											
	000	C199	0.00	SLFM	05 00	95,362.06	12/31/25	1,589.37	1,589.37	19,072.41	20,661.78	
000201	R54568 Intensifier Cylinder											
	000	C201	0.00	SLFM	05 00	5,720.20	12/31/25	0.00	95.34	953.37	953.37	
000202	Rebuild #4 RX Furnace											
	000	C202	0.00	SLFM	07 00	191,734.42	12/31/25	0.00	2,282.56	20,542.97	20,542.97	
000203	Pivoting Drive for Dorst 0905											
	000	C203	0.00	SLFM	05 00	39,140.49	12/31/25	0.00	652.35	5,871.07	5,871.07	
000204	Motor 5HP (RX Cooling Tower)											
	000	C204	0.00	SLFM	05 00	6,850.00	12/31/25	0.00	114.17	913.33	913.33	
000205	Fire Alarm System											
	000	C205	0.00	SLFM	07 00	11,294.37	12/31/25	0.00	134.46	941.20	941.20	
000206	Pillar Electrical Cabinet Water Pump & Heat Exchanger											
	000	C206	0.00	SLFM	05 00	10,500.00	12/31/25	0.00	175.00	1,050.00	1,050.00	
	G/L Asset Account = C19830		$ 0.00			$ 7,020,853.96		$ 6,160,561.92	$ 20,782.36	$ 283,111.90	$ 6,443,673.82	
	Less disposals and transfers		0.00			(494,185.92)		(494,185.92)			(494,185.92)	
	Count = 18											
	Net Subtotal Count = 158		$ 0.00			$ 6,526,668.04		$ 5,666,376.00	$ 20,782.36	$ 283,111.90	$ 5,949,487.90	
G/L Asset Account = C19840												
000071	20 WATT AMPLIFIER WITH SPEAKE											
	000	C71	$ 0.00	SLFM	07 00	$ 9,781.62	11/30/24	$ 9,781.62	$ 0.00	$ 0.00	$ 9,781.62	d
000169	7,500# Storage Racks - Fram Qty 41											
	000	C169	0.00	SLFM	07 00	4,100.00	12/31/25	3,563.11	0.00	536.89	4,100.00	

Cerco - Cesco Plant

Depreciation Summary Report

Book = Internal

FYE Month = December

Sys No	Ext	Asset ID	Sec 168 Allow Sec 179	Depr Meth	Est Life	Acquired Value	Thru Date	Prior Accum Depreciation	Depreciation This Run	Current YTD Depreciation	Current Accum Depreciation	Key Code
		G/L Asset Account = C19840	$ 0.00			$ 13,881.62		$ 13,344.73	$ 0.00	$ 536.89	$ 13,881.62	
		Less disposals and transfers	0.00			(9,781.62)		(9,781.62)			(9,781.62)	
		Count = 1										
		Net Subtotal	$ 0.00			$ 4,100.00		$ 3,563.11	$ 0.00	$ 536.89	$ 4,100.00	
		Count = 1										
G/L Asset Account = C19845												
000072		DEFINITY PROLOGIX PHONE SYSTE										
	000	C72	$ 0.00	SLFM	07 00	$ 11,895.30	11/30/24	$ 11,895.30	$ 0.00	$ 0.00	$ 11,895.30	d
000111		HP Laptop computer (SS eng)										
	000	C111	0.00	SLFM	07 00	973.08	11/30/24	973.08	0.00	0.00	973.08	d
000112		Dell Laptop E6510										
	000	C112	0.00	SLFM	07 00	1,484.09	11/30/24	1,484.09	0.00	0.00	1,484.09	d
		G/L Asset Account = C19845	$ 0.00			$ 14,352.47		$ 14,352.47	$ 0.00	$ 0.00	$ 14,352.47	
		Less disposals and transfers	0.00			(14,352.47)		(14,352.47)			(14,352.47)	
		Count = 3										
		Net Subtotal	$ 0.00			$ 0.00		$ 0.00	$ 0.00	$ 0.00	$ 0.00	
		Count = 0										
G/L Asset Account = C19850												
000141		2010 F-350 Diesal Truck										
	000	C141	$ 0.00	SLFM	07 00	$ 24,686.00	11/30/24	$ 24,686.00	$ 0.00	$ 0.00	$ 24,686.00	d
000173		2019 Ford Fusion Hybrid - Jaskowiak										
	000	C173	0.00	SLFM	04 00	24,450.00	12/31/25	24,450.00	0.00	0.00	24,450.00	
		G/L Asset Account = C19850	$ 0.00			$ 49,136.00		$ 49,136.00	$ 0.00	$ 0.00	$ 49,136.00	
		Less disposals and transfers	0.00			(24,686.00)		(24,686.00)			(24,686.00)	
		Count = 1										
		Net Subtotal	$ 0.00			$ 24,450.00		$ 24,450.00	$ 0.00	$ 0.00	$ 24,450.00	
		Count = 1										
		Grand Total	$ 0.00			$ 8,437,108.37		$ 6,869,050.08	$ 26,247.72	$ 349,232.46	$ 7,218,282.54	
		Less disposals and transfers	0.00			(557,306.01)		(557,306.01)			(557,306.01)	
		Count = 25										
		Net Grand Total	$ 0.00			$ 7,879,802.36		$ 6,311,744.07	$ 26,247.72	$ 349,232.46	$ 6,660,976.53	
		Count = 181										

Cerco - Cesco Plant

Depreciation Summary Report

Book = Internal

FYE Month = December

Sys No	Ext	Asset ID	Sec 168 Allow Sec 179	Depr Meth	Est Life	Acquired Value	Thru Date	Prior Accum Depreciation	Depreciation This Run	Current YTD Depreciation	Current Accum Depreciation	Key Code

Report Assumptions

Report Name: Depreciation Summary
Source Report: <Standard Report>

Calculation Assumptions:

Include Sec 168 Allowance & Sec 179: Yes
Adjustment Convention: None

Key Codes:

- a: A depreciation adjustment amount is included in the reporting period.
- b: The asset's business-use percentage is less than 100%.
- d: The asset has been disposed.
- f: The asset has switched from a MACRS table calculation to the MACRS formula calculation.
- l: The asset's depreciation has been limited by luxury auto rules.
- m: The asset's depreciation was calculated using the mid-quarter convention.
- r: The asset's acquired value was reduced to arrive at the depreciable basis.
- s: The asset has switched from declining-balance to a straight-line.
- t: The asset was transferred.
- v: The asset has switched to remaining value over remaining life due to ACE.

Group/Sorting Criteria:

Group = All Complete Assets
Include Assets that meet the following conditions:
All Complete Assets
Sorted by: G/L Asset Account (with subtotals), Sys No, Extension, System No

Cerco - Diamonite Plant

Depreciation Summary Report

Book = Internal

FYE Month = December

Sys No	Ext	Asset ID	Sec 168 Allow Sec 179	Depr Meth	Est Life	Acquired Value	Thru Date	Prior Accum Depreciation	Depreciation This Run	Current YTD Depreciation	Current Accum Depreciation	Key Code
G/L Asset Account = D19820												
000201	Carrier 7.5 Ton Air-conditioner 48tme008-5											
	000	D201	$ 0.00	SLFM	05 00	$ 8,980.00	11/30/24	$ 8,980.00	$ 0.00	$ 0.00	$ 8,980.00	d
000221	Transformer - Expanded Electric Service											
	000	D221	0.00	SLFM	07 00	47,210.00	12/31/25	47,210.00	0.00	0.00	47,210.00	
000231	Carrier 3.0 Ton Air/Heat Unit											
	000	D231	0.00	SLFM	07 00	6,004.00	11/30/24	6,004.00	0.00	0.00	6,004.00	d
000264	New Furnace Admin Building											
	000	D264	0.00	SLFM	05 00	8,304.00	11/30/24	8,304.00	0.00	0.00	8,304.00	d
000276	Air Conditioner Factory Lunchroom											
	000	D276	0.00	SLFM	07 00	9,300.00	12/31/25	9,300.00	0.00	0.00	9,300.00	
000280	Air Conditioner Factory Conf Room											
	000	D280	0.00	SLFM	07 00	5,985.00	11/30/24	5,985.00	0.00	0.00	5,985.00	d
000298	Plant lighting conversion											
	000	D298	0.00	SLFM	07 00	160,947.85	12/31/25	160,947.85	0.00	0.00	160,947.85	
000302	New Furnace Admin Building											
	000	D302	0.00	SLFM	05 00	9,224.00	12/31/25	9,224.00	0.00	0.00	9,224.00	
000310	Replace Factory Roof Section #											
	000	D310	0.00	SLFM	20 00	193,212.94	12/31/25	68,429.59	805.06	9,660.65	78,090.24	
000311	New Furnace - Plant Administration											
	000	D311	0.00	SLFM	07 00	10,430.00	12/31/25	10,305.83	0.00	124.17	10,430.00	
000314	Replace Factory Roof Section #											
	000	D314	0.00	SLFM	20 00	171,769.30	12/31/25	55,109.33	715.71	8,588.47	63,697.80	
000333	Replace Factory Roof Section #											
	000	D333	0.00	SLFM	20 00	148,540.86	12/31/25	34,040.61	618.92	7,427.04	41,467.65	
000341	Locksmith Security System											
	000	D341	0.00	SLFM	10 00	39,878.87	12/31/25	15,951.55	332.33	3,987.89	19,939.44	
000342	Hardware & Installation Detex Alarms											
	000	D342	0.00	SLFM	05 00	10,650.00	12/31/25	8,520.00	177.50	2,130.00	10,650.00	
000344	Security Gate Plant Shreve											
	000	D344	0.00	SLFM	10 00	5,208.00	12/31/25	1,822.80	43.40	520.80	2,343.60	
000346	Fence around ponds (Shreve)											
	000	D346	0.00	SLFM	20 00	10,739.47	12/31/25	1,789.90	44.75	536.97	2,326.87	
000350	Overhead Door Kiln #10											
	000	D350	0.00	SLFM	10 00	4,986.00	12/31/25	1,288.05	41.55	498.60	1,786.65	
000351	Repair of Sprinkler Vault											
	000	D351	0.00	SLFM	10 00	7,136.00	12/31/25	1,784.00	59.47	713.60	2,497.60	
000352	Internal Gutter Repairs											
	000	D352	0.00	SLFM	10 00	10,620.00	12/31/25	2,566.50	88.50	1,062.00	3,628.50	
000368	Foam & Coat Roof (Over Bake Out)											
	000	D368	0.00	SLFM	20 00	7,345.00	12/31/25	244.83	30.61	367.25	612.08	
000369	7.5 Ton HVAC for Admin Building											
	000	D369	0.00	SLFM	07 00	16,500.00	12/31/25	1,178.57	196.43	2,357.14	3,535.71	
	G/L Asset Account = D19820		$ 0.00			$ 892,971.29		$ 458,986.41	$ 3,154.23	$ 37,974.58	$ 496,960.99	
	Less disposals and transfers		0.00			(29,273.00)		(29,273.00)			(29,273.00)	
	Count = 4											
	Net Subtotal		$ 0.00			$ 863,698.29		$ 429,713.41	$ 3,154.23	$ 37,974.58	$ 467,687.99	
	Count = 17											
G/L Asset Account = D19830												
000001	Equip Relocation East Liverpool											
	000	D1	$ 0.00	SLFM	07 00	$ 892.00	10/31/24	$ 892.00	$ 0.00	$ 0.00	$ 892.00	d

Cerco - Diamonite Plant

Depreciation Summary Report

Book = Internal

FYE Month = December

Sys No	Ext	Asset ID	Sec 168 Allow Sec 179	Depr Meth	Est Life	Acquired Value	Thru Date	Prior Accum Depreciation	Depreciation This Run	Current YTD Depreciation	Current Accum Depreciation	Key Code
G/L Asset Account = D19830												
000002		BODY PREP WEIGHT STATION HOOD										
	000	D2	0.00	SLFM	07 00	322.63	10/31/24	322.63	0.00	0.00	322.63	d
000003		MIDWESTERN PORTA-SIFTER										
	000	D3	0.00	SLFM	07 00	62.50	10/31/24	62.50	0.00	0.00	62.50	d
000004		RONNINGEN-PETTER INCLINE SCRE										
	000	D4	0.00	SLFM	07 00	114.62	10/31/24	114.62	0.00	0.00	114.62	d
000005		ADJ FREQUENCY CONTROL DRYER										
	000	D5	0.00	SLFM	07 00	1,178.50	10/31/24	1,178.50	0.00	0.00	1,178.50	d
000006		CONTROL TANK FOR P87 BODY										
	000	D6	0.00	SLFM	07 00	515.58	10/31/24	515.58	0.00	0.00	515.58	d
000007		BODY SHED EXHAUST HOOD										
	000	D7	0.00	SLFM	07 00	478.68	12/31/25	478.68	0.00	0.00	478.68	
000008		VISCOSITY-TEMPERATURE MONITOR										
	000	D8	0.00	SLFM	07 00	1,111.84	10/31/24	1,111.84	0.00	0.00	1,111.84	d
000009		PROQUIP 100JLXDP AGITATOR 105										
	000	D9	0.00	SLFM	07 00	390.13	10/31/24	390.13	0.00	0.00	390.13	d
000010		ANHYDRO SPRAY DRYER BLOWER										
	000	D10	0.00	SLFM	07 00	1,291.97	10/31/24	1,291.97	0.00	0.00	1,291.97	d
000011		GEMINI 2370 SURFACE AREA ANAL										
	000	D11	0.00	SLFM	07 00	1,974.74	10/31/24	1,974.74	0.00	0.00	1,974.74	d
000012		ONORAIL FOR MILL HEAD REMOVAL										
	000	D12	0.00	SLFM	07 00	723.03	12/31/25	723.03	0.00	0.00	723.03	
000013		2 SCREEN ASSY FOR 81-20										
	000	D13	0.00	SLFM	07 00	66.88	10/31/24	66.88	0.00	0.00	66.88	d
000014		MOYNO EYD-CDQ PUMP										
	000	D14	0.00	SLFM	07 00	2,159.65	10/31/24	2,159.65	0.00	0.00	2,159.65	d
000015		RELINE MILL #2										
	000	D15	0.00	SLFM	07 00	716.25	10/31/24	716.25	0.00	0.00	716.25	d
000016		K-FLOW K-250 METER BS										
	000	D16	0.00	SLFM	07 00	654.08	12/31/25	654.08	0.00	0.00	654.08	
000017		HOIST FOR MILL HEAD REMOVAL										
	000	D17	0.00	SLFM	07 00	179.21	12/31/25	179.21	0.00	0.00	179.21	
000018		VAC-U-MAX FEEDER E94-00111 TO										
	000	D18	0.00	SLFM	07 00	312.14	12/31/25	312.14	0.00	0.00	312.14	
000019		ERIEZ MODEL 20A FEEDER MACHIN										
	000	D19	0.00	SLFM	07 00	1,269.26	12/31/25	1,269.26	0.00	0.00	1,269.26	
000020		VOLUMETRIC FEEDER MACHINE										
	000	D20	0.00	SLFM	07 00	4,304.94	12/31/25	4,304.94	0.00	0.00	4,304.94	
000021		BODY PREP DATA ACQ. SYSTEM										
	000	D21	0.00	SLFM	07 00	10,604.42	12/31/25	10,604.42	0.00	0.00	10,604.42	
000022		PATTERSON 5X4 PEBBLE MILL										
	000	D22	0.00	SLFM	07 00	61,636.81	12/31/25	61,636.81	0.00	0.00	61,636.81	
000023		REBUILD SPRAY-DRYER 81-10										
	000	D23	0.00	SLFM	07 00	26,506.04	10/31/24	26,506.04	0.00	0.00	26,506.04	d
000024		Equip Relocation East Liverpool										
	000	D24	0.00	SLFM	07 00	5,662.00	10/31/24	5,662.00	0.00	0.00	5,662.00	d
000025		BEAD MANUFACTURING EQUIPMENT										
	000	D25	0.00	SLFM	07 00	51,057.97	10/31/24	51,057.97	0.00	0.00	51,057.97	d
000026		E11593 REBUILD DORST PRESS 24										
	000	D26	0.00	SLFM	07 00	12,271.69	12/31/25	12,271.69	0.00	0.00	12,271.69	
000027		MOVE EQ FROM PORCELAIN										
	000	D27	0.00	SLFM	07 00	1,873.00	10/31/24	1,873.00	0.00	0.00	1,873.00	d
000028		TOOLING FOR 9" PIPE BRICKS										
	000	D28	0.00	SLFM	07 00	1,651.42	10/31/24	1,651.42	0.00	0.00	1,651.42	d

Cerco - Diamonite Plant

Depreciation Summary Report

Book = Internal

FYE Month = December

Sys No	Ext	Asset ID	Sec 168 Allow Sec 179	Depr Meth	Est Life	Acquired Value	Thru Date	Prior Accum Depreciation	Depreciation This Run	Current YTD Depreciation	Current Accum Depreciation	Key Code
G/L Asset Account = D19830												
000029		BUSSMAN-SIMETAG 110T PRESS										
	000	D29	0.00	SLFM	07 00	7,025.26	12/31/25	7,025.26	0.00	0.00	7,025.26	
000030		LIFT TABLE FOR 25-06										
	000	D30	0.00	SLFM	07 00	960.00	12/31/25	960.00	0.00	0.00	960.00	
000031		DIE ASSY FOR 9" PIPEBRICK 20-										
	000	D31	0.00	SLFM	07 00	2,290.39	10/31/24	2,290.39	0.00	0.00	2,290.39	d
000032		DIE SET FOR 25-04										
	000	D32	0.00	SLFM	07 00	956.18	10/31/24	956.18	0.00	0.00	956.18	d
000033		NEW DIE SET FOR 110T PRESS 25										
	000	D33	0.00	SLFM	07 00	884.68	10/31/24	884.68	0.00	0.00	884.68	d
000034		USED BUSSMAN 110T PRESS										
	000	D34	0.00	SLFM	07 00	28,124.64	12/31/25	28,124.64	0.00	0.00	28,124.64	
000035		REBUILD HYDRAMET PRESS 25-11										
	000	D35	0.00	SLFM	07 00	14,473.12	10/31/24	14,473.12	0.00	0.00	14,473.12	d
000036		CROSSLEY PRESS - SET UP EQUIP										
	000	D36	0.00	SLFM	07 00	1,627.93	10/31/24	1,627.93	0.00	0.00	1,627.93	d
000037		PRESS EQUIPMENT & ELECTRICAL										
	000	D37	0.00	SLFM	07 00	101,136.93	10/31/24	101,136.93	0.00	0.00	101,136.93	d
000038		1994 - 1995 CAPITALIZED INTER										
	000	D38	0.00	SLFM	07 00	6,273.30	10/31/24	6,273.30	0.00	0.00	6,273.30	d
000039		E92-0026 RBLD DORST 6 CAVITY										
	000	D39	0.00	SLFM	07 00	10,444.37	12/31/25	10,444.37	0.00	0.00	10,444.37	
000040		MOVE EQ FROM PORCELAIN										
	000	D40	0.00	SLFM	07 00	110,308.00	10/31/24	110,308.00	0.00	0.00	110,308.00	d
000041		MOVE EQUIP PORCELAIN										
	000	D41	0.00	SLFM	07 00	5,075.00	10/31/24	5,075.00	0.00	0.00	5,075.00	d
000042		MOVE EQUIP PORCELAIN										
	000	D42	0.00	SLFM	07 00	3,175.00	10/31/24	3,175.00	0.00	0.00	3,175.00	d
000043		ALLEN BRADLEY CONTROL FOR 27-										
	000	D43	0.00	SLFM	07 00	323.75	10/31/24	323.75	0.00	0.00	323.75	d
000044		POWDER-MATE 125T PRESS										
	000	D44	0.00	SLFM	07 00	91,037.70	12/31/25	91,037.70	0.00	0.00	91,037.70	
000045		DIE SET FOR 27-10										
	000	D45	0.00	SLFM	07 00	956.05	10/31/24	956.05	0.00	0.00	956.05	d
000046		DIE SET FOR 27-08/09/11/12										
	000	D46	0.00	SLFM	07 00	956.05	10/31/24	956.05	0.00	0.00	956.05	d
000047		ALLEN BRADLEY CONTROL FOR 27-										
	000	D47	0.00	SLFM	07 00	373.29	10/31/24	373.29	0.00	0.00	373.29	d
000048		ALLEN BRADLEY CONTROL FOR 27-										
	000	D48	0.00	SLFM	07 00	373.29	10/31/24	373.29	0.00	0.00	373.29	d
000049		ALLEN BRADLEY CONTROL FOR 27-										
	000	D49	0.00	SLFM	07 00	373.29	10/31/24	373.29	0.00	0.00	373.29	d
000050		ALLEN BRADLEY CONTROL FOR 27-										
	000	D50	0.00	SLFM	07 00	373.29	10/31/24	373.29	0.00	0.00	373.29	d
000051		COMPTROL ROBOT UNLOADER										
	000	D51	0.00	SLFM	07 00	134,059.21	10/31/24	134,059.21	0.00	0.00	134,059.21	d
000052		NEW SINGLE DIE SET/PRESS 27-3										
	000	D52	0.00	SLFM	07 00	3,717.45	10/31/24	3,717.45	0.00	0.00	3,717.45	d
000053		REBLD DOUBLE DIE SET/PRESS 27										
	000	D53	0.00	SLFM	07 00	3,434.98	10/31/24	3,434.98	0.00	0.00	3,434.98	d
000054		REPLACE LOOMIS ISO PRESS PRES										
	000	D54	0.00	SLFM	07 00	973.03	10/31/24	973.03	0.00	0.00	973.03	d
000055		NEWBERRY 35T INJ MOLD PRESS 6										
	000	D55	0.00	SLFM	07 00	7,344.87	12/31/25	7,344.87	0.00	0.00	7,344.87	

Cerco - Diamonite Plant

Depreciation Summary Report

Book = Internal

FYE Month = December

Sys No	Ext	Asset ID	Sec 168 Allow Sec 179	Depr Meth	Est Life	Acquired Value	Thru Date	Prior Accum Depreciation	Depreciation This Run	Current YTD Depreciation	Current Accum Depreciation	Key Code
G/L Asset Account = D19830												
000056		STERLCO MX-9412C TEMP CONTROL										
	000	D56	0.00	SLFM	07 00	268.68	12/31/25	268.68	0.00	0.00	268.68	
000057		ENGEL 100T INJ MOLD MACHINE										
	000	D57	0.00	SLFM	07 00	50,374.66	12/31/25	50,374.66	0.00	0.00	50,374.66	
000058		TEC HT2434 CONVEYOR										
	000	D58	0.00	SLFM	07 00	1,519.04	10/31/24	1,519.04	0.00	0.00	1,519.04	d
000059		SS DISCHARGE SCREW FOR 82-07										
	000	D59	0.00	SLFM	07 00	718.83	10/31/24	718.83	0.00	0.00	718.83	d
000060		WAX INJECTOR SYSTEM										
	000	D60	0.00	SLFM	07 00	21,483.02	10/31/24	21,483.02	0.00	0.00	21,483.02	d
000061		HOWMET 35T INJ MACHINE										
	000	D61	0.00	SLFM	07 00	71,401.50	10/31/24	71,401.50	0.00	0.00	71,401.50	d
000062		GAS-FIRED BOILER										
	000	D62	0.00	SLFM	07 00	1,420.57	12/31/25	1,420.57	0.00	0.00	1,420.57	
000063		USED ROSS 10 GALLON MIXER										
	000	D63	0.00	SLFM	07 00	16,892.50	12/31/25	16,892.50	0.00	0.00	16,892.50	
000064		USED EIRICH MIXER										
	000	D64	0.00	SLFM	07 00	13,267.50	12/31/25	13,267.50	0.00	0.00	13,267.50	
000065		REPAIR DRY MIXTRUDR 82-18										
	000	D65	0.00	SLFM	07 00	556.33	12/31/25	556.33	0.00	0.00	556.33	
000066		VAN HO DEAIRING EXTRUDER										
	000	D66	0.00	SLFM	07 00	13,491.79	10/31/24	13,491.79	0.00	0.00	13,491.79	d
000067		REBUILD MILLPORT LATHE 79-35										
	000	D67	0.00	SLFM	07 00	9,286.67	12/31/25	9,286.67	0.00	0.00	9,286.67	
000068		LISTA CABINET										
	000	D68	0.00	SLFM	07 00	622.20	12/31/25	622.20	0.00	0.00	622.20	
000069		1996 - 1997 CAPITALIZED INTER										
	000	D69	0.00	SLFM	07 00	20,435.63	10/31/24	20,435.63	0.00	0.00	20,435.63	d
000070		BSI SLEEVE GRINDER										
	000	D70	0.00	SLFM	07 00	13,744.18	12/31/25	13,744.18	0.00	0.00	13,744.18	
000071		BSI SLEEVE GRINDER										
	000	D71	0.00	SLFM	07 00	13,744.18	12/31/25	13,744.18	0.00	0.00	13,744.18	
000072		DISC SANDER										
	000	D72	0.00	SLFM	07 00	14,435.56	12/31/25	14,435.56	0.00	0.00	14,435.56	
000073		E98071 USED STAMETS 36" BANDS										
	000	D73	0.00	SLFM	07 00	5,190.27	12/31/25	5,190.27	0.00	0.00	5,190.27	
000074		DIAFORM CNC WHL PROFILING SYS										
	000	D74	0.00	SLFM	07 00	25,577.70	12/31/25	25,577.70	0.00	0.00	25,577.70	
000075		5 GAL SLEEVE GRINDER #275-100										
	000	D75	0.00	SLFM	07 00	3,784.44	10/31/24	3,784.44	0.00	0.00	3,784.44	d
000076		HORIZONTAL AIR DRILL BENCH AS										
	000	D76	0.00	SLFM	07 00	352.50	10/31/24	352.50	0.00	0.00	352.50	d
000077		CNC ROUTER										
	000	D77	0.00	SLFM	07 00	77,511.37	12/31/25	77,511.37	0.00	0.00	77,511.37	
000078		TORIT BENCH DUST COLLECTOR										
	000	D78	0.00	SLFM	07 00	5,297.88	12/31/25	5,297.88	0.00	0.00	5,297.88	
000079		DESIGN TOOL SOFTWARE										
	000	D79	0.00	SLFM	07 00	21,514.90	10/31/24	21,514.90	0.00	0.00	21,514.90	d
000080		YOKOGAWA KILN MONITOR										
	000	D80	0.00	SLFM	07 00	8,304.17	12/31/25	8,304.17	0.00	0.00	8,304.17	
000081		YOKOGAWA KILN MONITOR										
	000	D81	0.00	SLFM	07 00	8,304.17	12/31/25	8,304.17	0.00	0.00	8,304.17	
000082		YOKOGAWA KILN MONITOR										
	000	D82	0.00	SLFM	07 00	8,304.17	12/31/25	8,304.17	0.00	0.00	8,304.17	

Cerco - Diamonite Plant

Depreciation Summary Report

Book = Internal

FYE Month = December

Sys No	Ext	Asset ID	Sec 168 Allow Sec 179	Depr Meth	Est Life	Acquired Value	Thru Date	Prior Accum Depreciation	Depreciation This Run	Current YTD Depreciation	Current Accum Depreciation	Key Code
G/L Asset Account = D19830												
000083		KILN #10										
	000	D83	0.00	SLFM	07 00	150,000.00	12/31/25	150,000.00	0.00	0.00	150,000.00	
000084		Kiln #4 High Temp										
	000	D84	0.00	SLFM	07 00	75,000.00	12/31/25	75,000.00	0.00	0.00	75,000.00	
000085		Kiln #5										
	000	D85	0.00	SLFM	07 00	75,000.00	12/31/25	75,000.00	0.00	0.00	75,000.00	
000086		YOKOGAWA KILN MONITOR										
	000	D86	0.00	SLFM	07 00	8,304.16	12/31/25	8,304.16	0.00	0.00	8,304.16	
000087		YOKOGAWA KILN MONITOR										
	000	D87	0.00	SLFM	07 00	8,304.16	12/31/25	8,304.16	0.00	0.00	8,304.16	
000088		MOVE ROTARY PRESSES & CARTS										
	000	D88	0.00	SLFM	07 00	7,470.77	10/31/24	7,470.77	0.00	0.00	7,470.77	d
000089		GRUENBERG TK65CG340 OVEN										
	000	D89	0.00	SLFM	07 00	16,217.37	12/31/25	16,217.37	0.00	0.00	16,217.37	
000090		GRUENBERG TK65CG340 OVEN										
	000	D90	0.00	SLFM	07 00	16,217.36	12/31/25	16,217.36	0.00	0.00	16,217.36	
000091		GRUENBERG OVEN - BAL DUE										
	000	D91	0.00	SLFM	07 00	4,795.15	12/31/25	4,795.15	0.00	0.00	4,795.15	
000092		GRUENBERG OVEN - BAL DUE										
	000	D92	0.00	SLFM	07 00	4,795.15	12/31/25	4,795.15	0.00	0.00	4,795.15	
000093		Lindberg Size Check Kiln										
	000	D93	0.00	SLFM	07 00	20,120.25	12/31/25	20,120.25	0.00	0.00	20,120.25	
000094		LINDBERG 51664 SIZE-CHECK KIL										
	000	D94	0.00	SLFM	07 00	10,400.44	12/31/25	10,400.44	0.00	0.00	10,400.44	
000095		SS PRESSURE TANK FOR GLAZE WH										
	000	D95	0.00	SLFM	07 00	104.65	12/31/25	104.65	0.00	0.00	104.65	
000096		GLAZE WHEEL WASH BOOTH										
	000	D96	0.00	SLFM	07 00	121.85	12/31/25	121.85	0.00	0.00	121.85	
000097		STERICO PORTABLE CHILLER										
	000	D97	0.00	SLFM	07 00	2,259.44	12/31/25	2,259.44	0.00	0.00	2,259.44	
000098		NUTRO GLAZE WHEEL										
	000	D98	0.00	SLFM	07 00	200,402.24	12/31/25	200,402.24	0.00	0.00	200,402.24	
000099		A & D HF-1200 SCALE										
	000	D99	0.00	SLFM	07 00	576.39	10/31/24	576.39	0.00	0.00	576.39	d
000100		CREST ULTRASONIC TANK 0592-T-										
	000	D100	0.00	SLFM	07 00	64.76	12/31/25	64.76	0.00	0.00	64.76	
000101		CREST ULTRASONIC GENERATOR 08										
	000	D101	0.00	SLFM	07 00	30.68	12/31/25	30.68	0.00	0.00	30.68	
000102		CREST ULTRASONIC GENERATOR 08										
	000	D102	0.00	SLFM	07 00	30.68	12/31/25	30.68	0.00	0.00	30.68	
000103		RBLD WOLTER 2-SIDE LAPPER										
	000	D103	0.00	SLFM	07 00	7,180.56	10/31/24	7,180.56	0.00	0.00	7,180.56	d
000104		KELLENBERGER CNC GRINDER										
	000	D104	0.00	SLFM	07 00	200,787.48	12/31/25	200,787.48	0.00	0.00	200,787.48	
000105		STAR MODEL SF-200 FILTRATION										
	000	D105	0.00	SLFM	07 00	74,726.33	12/31/25	74,726.33	0.00	0.00	74,726.33	
000106		REPLACE SEGMENTS ON 61-04										
	000	D106	0.00	SLFM	07 00	221.15	10/31/24	221.15	0.00	0.00	221.15	d
000107		REBUILD CINCINNATI GRINDER										
	000	D107	0.00	SLFM	07 00	17,809.17	12/31/25	17,809.17	0.00	0.00	17,809.17	
000108		RBLD CINCINNATTI GRINDER 62-0										
	000	D108	0.00	SLFM	07 00	20,930.00	12/31/25	20,930.00	0.00	0.00	20,930.00	
000109		SUNNEN M8C-1803D HONING MACHI										
	000	D109	0.00	SLFM	07 00	1,541.67	12/31/25	1,541.67	0.00	0.00	1,541.67	

Cerco - Diamonite Plant

Depreciation Summary Report

Book = Internal

FYE Month = December

Sys No	Ext	Asset ID	Sec 168 Allow Sec 179	Depr Meth	Est Life	Acquired Value	Thru Date	Prior Accum Depreciation	Depreciation This Run	Current YTD Depreciation	Current Accum Depreciation	Key Code
G/L Asset Account = D19830												
000110		USED BLANCHARD #18 GRINDER										
	000	D110	0.00	SLFM	07 00	21,623.40	12/31/25	21,623.40	0.00	0.00	21,623.40	
000111		MATTISON DBL-DISK GRINDER/DEV										
	000	D111	0.00	SLFM	07 00	208,560.98	12/31/25	208,560.98	0.00	0.00	208,560.98	
000112		E97064 J&S 540X SURFACE GRIND										
	000	D112	0.00	SLFM	07 00	48,370.86	12/31/25	48,370.86	0.00	0.00	48,370.86	
000113		UNISON 2100 FLEXIBLE GRINDER										
	000	D113	0.00	SLFM	07 00	12,358.82	12/31/25	12,358.82	0.00	0.00	12,358.82	
000114		SHIPPING CLEANING STATION										
	000	D114	0.00	SLFM	07 00	226.17	12/31/25	226.17	0.00	0.00	226.17	
000115		BRANSON ULTRASONIC TANK 61843										
	000	D115	0.00	SLFM	07 00	73.41	12/31/25	73.41	0.00	0.00	73.41	
000116		BRANSON ULTRASONIC GENERATOR										
	000	D116	0.00	SLFM	07 00	56.21	12/31/25	56.21	0.00	0.00	56.21	
000117		MOVE EQUIP FROM PORCELAIN										
	000	D117	0.00	SLFM	07 00	5,203.00	10/31/24	5,203.00	0.00	0.00	5,203.00	d
000118		MOVE EQUIP FROM PORCELAIN										
	000	D118	0.00	SLFM	07 00	1,632.00	10/31/24	1,632.00	0.00	0.00	1,632.00	d
000119		ROCKPILE SCALE INSTALLATION										
	000	D119	0.00	SLFM	07 00	4,381.26	12/31/25	4,381.26	0.00	0.00	4,381.26	
000120		ROCKPILE OHAUS SCALES										
	000	D120	0.00	SLFM	07 00	894.50	12/31/25	894.50	0.00	0.00	894.50	
000121		ROCKPILE DEMAG HOIST										
	000	D121	0.00	SLFM	07 00	1,955.42	12/31/25	1,955.42	0.00	0.00	1,955.42	
000122		ROCKPILE HYTROL CONVEYOR										
	000	D122	0.00	SLFM	07 00	1,228.29	12/31/25	1,228.29	0.00	0.00	1,228.29	
000123		UPGRADE X-RAY GENERATOR										
	000	D123	0.00	SLFM	07 00	2,577.72	10/31/24	2,577.72	0.00	0.00	2,577.72	d
000124		X-RAY GAUGE ENCLOSURE										
	000	D124	0.00	SLFM	07 00	2,191.96	10/31/24	2,191.96	0.00	0.00	2,191.96	d
000125		WILSON HARDNESS TESTER										
	000	D125	0.00	SLFM	07 00	775.00	12/31/25	775.00	0.00	0.00	775.00	
000126		BRANSEN ULTRASONIC CLEANING S										
	000	D126	0.00	SLFM	07 00	2,046.22	12/31/25	2,046.22	0.00	0.00	2,046.22	
000127		OPTICAL GAGING SYSTEM										
	000	D127	0.00	SLFM	07 00	27,911.23	12/31/25	27,911.23	0.00	0.00	27,911.23	
000128		BROWN & SHARP CM MACHINE										
	000	D128	0.00	SLFM	07 00	33,096.78	10/31/24	33,096.78	0.00	0.00	33,096.78	d
000129		ROLLER MIKE QC SORTER 8935										
	000	D129	0.00	SLFM	07 00	3,194.87	12/31/25	3,194.87	0.00	0.00	3,194.87	
000130		EAGLE 400 CNC MILL #8564										
	000	D130	0.00	SLFM	07 00	10,053.10	10/31/24	10,053.10	0.00	0.00	10,053.10	d
000131		RBLD LAGUM CNC MILL #78-42										
	000	D131	0.00	SLFM	07 00	4,202.17	12/31/25	4,202.17	0.00	0.00	4,202.17	
000132		REBUILD CONDOR 1600 CNC LATHE										
	000	D132	0.00	SLFM	07 00	1,407.37	10/31/24	1,407.37	0.00	0.00	1,407.37	d
000133		SOUTH BEND LATHE 79-52										
	000	D133	0.00	SLFM	07 00	59,107.28	10/31/24	59,107.28	0.00	0.00	59,107.28	d
000134		LISTA WHLD CABINET										
	000	D134	0.00	SLFM	07 00	748.58	12/31/25	748.58	0.00	0.00	748.58	
000135		LISTA WHLD CABINET										
	000	D135	0.00	SLFM	07 00	748.58	12/31/25	748.58	0.00	0.00	748.58	
000136		BLUE M SIZE-CK KILN MODEL 516										
	000	D136	0.00	SLFM	07 00	4,430.08	12/31/25	4,430.08	0.00	0.00	4,430.08	

Cerco - Diamonite Plant

Depreciation Summary Report

Book = Internal

FYE Month = December

Sys No	Ext	Asset ID	Sec 168 Allow Sec 179	Depr Meth	Est Life	Acquired Value	Thru Date	Prior Accum Depreciation	Depreciation This Run	Current YTD Depreciation	Current Accum Depreciation	Key Code
G/L Asset Account = D19830												
000137		MILLERMATIC 250 WELDER KC2893										
	000	D137	0.00	SLFM	07 00	52.76	12/31/25	52.76	0.00	0.00	52.76	
000138		MOVE EQUIP FROM PORCELAIN										
	000	D138	0.00	SLFM	07 00	7,578.09	10/31/24	7,578.09	0.00	0.00	7,578.09	d
000139		VENTILATION - INSPECTION K4 &										
	000	D139	0.00	SLFM	07 00	6,155.48	10/31/24	6,155.48	0.00	0.00	6,155.48	d
000140		#1 FORKLIFT SCALE										
	000	D140	0.00	SLFM	07 00	1,502.23	10/31/24	1,502.23	0.00	0.00	1,502.23	d
000141		#4 FORKLIFT SCALE										
	000	D141	0.00	SLFM	07 00	1,509.23	10/31/24	1,509.23	0.00	0.00	1,509.23	d
000142		OLYMPIAN CG050 GENERATOR										
	000	D142	0.00	SLFM	07 00	8,034.26	12/31/25	8,034.26	0.00	0.00	8,034.26	
000143		ROTARY SCREW AIR COMPRESSOR										
	000	D143	0.00	SLFM	07 00	7,648.13	12/31/25	7,648.13	0.00	0.00	7,648.13	
000144		CLARK FORKLIFT										
	000	D144	0.00	SLFM	07 00	6,324.22	10/31/24	6,324.22	0.00	0.00	6,324.22	d
000145		VAN AIR COMPRESSED AIR DRYER										
	000	D145	0.00	SLFM	07 00	6,306.12	10/31/24	6,306.12	0.00	0.00	6,306.12	d
000146		DCE SU324V DUST COLLECTOR										
	000	D146	0.00	SLFM	07 00	6,175.53	12/31/25	6,175.53	0.00	0.00	6,175.53	
000147		CLARK FORKLIFT										
	000	D147	0.00	SLFM	07 00	8,744.86	10/31/24	8,744.86	0.00	0.00	8,744.86	d
000148		#7 1994 TOYOTA 5FG30 FORKLIFT										
	000	D148	0.00	SLFM	07 00	236.08	12/31/25	236.08	0.00	0.00	236.08	
000149		DCE SINTAMATIC DUST COLLECTOR										
	000	D149	0.00	SLFM	07 00	55,892.19	12/31/25	55,892.19	0.00	0.00	55,892.19	
000150		DUST COLLECTOR PIPING										
	000	D150	0.00	SLFM	07 00	28,191.67	12/31/25	28,191.67	0.00	0.00	28,191.67	
000151		490 BISC-Q										
	000	D151	0.00	SLFM	07 00	10,269.13	12/31/25	10,269.13	0.00	0.00	10,269.13	
000152		SQUARE-D ALTISTART										
	000	D152	0.00	SLFM	07 00	4,430.56	12/31/25	4,430.56	0.00	0.00	4,430.56	
000153		UPS SYTEM-PERIODIC KILNS										
	000	D153	0.00	SLFM	07 00	19,627.80	12/31/25	19,627.80	0.00	0.00	19,627.80	
000154		BATTERY PACK										
	000	D154	0.00	SLFM	07 00	3,940.46	12/31/25	3,940.46	0.00	0.00	3,940.46	
000155		CUSTOM TRANSFORMER										
	000	D155	0.00	SLFM	07 00	879.98	12/31/25	879.98	0.00	0.00	879.98	
000156		MAINT BY-PASS CABINET										
	000	D156	0.00	SLFM	07 00	1,214.74	12/31/25	1,214.74	0.00	0.00	1,214.74	
000157		TRANSFER SWITCH										
	000	D157	0.00	SLFM	07 00	1,782.17	12/31/25	1,782.17	0.00	0.00	1,782.17	
000159		CLARK P40 PALLET TRUCK										
	000	D159	0.00	SLFM	07 00	1,056.56	10/31/24	1,056.56	0.00	0.00	1,056.56	d
000160		SULLAIR LS25 AIR COMPRESSOR										
	000	D160	0.00	SLFM	07 00	38,377.39	12/31/25	38,377.39	0.00	0.00	38,377.39	
000161		ARROW AIR DRYER										
	000	D161	0.00	SLFM	07 00	6,134.11	10/31/24	6,134.11	0.00	0.00	6,134.11	d
000162		SILVAN IND AIR RECEIVER										
	000	D162	0.00	SLFM	07 00	2,291.23	12/31/25	2,291.23	0.00	0.00	2,291.23	
000164		REPAIR BRABENDER PLASTI-CORDE										
	000	D164	0.00	SLFM	07 00	425.66	10/31/24	425.66	0.00	0.00	425.66	d
000167		Water Jet Flow Int'l (Rec'd N03 / 1/31/04)										
	000	D167	0.00	SLFM	07 00	105,000.00	12/31/25	105,000.00	0.00	0.00	105,000.00	

Cerco - Diamonite Plant

Depreciation Summary Report

Book = Internal

FYE Month = December

Sys No	Ext	Asset ID	Sec 168 Allow Sec 179	Depr Meth	Est Life	Acquired Value	Thru Date	Prior Accum Depreciation	Depreciation This Run	Current YTD Depreciation	Current Accum Depreciation	Key Code
G/L Asset Account = D19830												
000168		Skin Mill Platform - November 2003										
	000	D168	0.00	SLFM	07 00	4,780.00	12/31/25	4,780.00	0.00	0.00	4,780.00	
000170		Used Vibrodyne (acq'd 1/01/04)										
	000	D170	0.00	SLFM	07 00	10,850.00	12/31/25	10,850.00	0.00	0.00	10,850.00	
000173		Lindberg Size Check Kiln (Purch'd 04-May)										
	000	D173	0.00	SLFM	07 00	21,069.63	12/31/25	21,069.63	0.00	0.00	21,069.63	
000174		Vac-U-Max Flo-Rite										
	000	D174	0.00	SLFM	07 00	6,752.00	12/31/25	6,752.00	0.00	0.00	6,752.00	
000175		Drayton Periodic Kiln										
	000	D175	0.00	SLFM	07 00	60,370.85	12/31/25	60,370.85	0.00	0.00	60,370.85	
000177		Drive - CNC Grinder (Hardings P04-2125)										
	000	D177	0.00	SLFM	07 00	6,667.00	12/31/25	6,667.00	0.00	0.00	6,667.00	
000178		Electrical upgrade 1,100T Press										
	000	D178	0.00	SLFM	07 00	23,068.53	12/31/25	23,068.53	0.00	0.00	23,068.53	
000179		Reline #4 Tunnel Kiln (hi-Temp)										
	000	D179	0.00	SLFM	07 00	112,911.00	12/31/25	112,911.00	0.00	0.00	112,911.00	
000180		Reline Mill#2										
	000	D180	0.00	SLFM	07 00	13,210.00	12/31/25	13,210.00	0.00	0.00	13,210.00	
000181		Bead Heads - Expand Capacity										
	000	D181	0.00	SLFM	07 00	6,860.00	10/31/24	6,860.00	0.00	0.00	6,860.00	d
000182		Rebuild 630T Press - Columns, etc										
	000	D182	0.00	SLFM	07 00	47,186.00	12/31/25	47,186.00	0.00	0.00	47,186.00	
000183		Moore Jig Grinder 1982 (Used)										
	000	D183	0.00	SLFM	07 00	24,000.00	12/31/25	24,000.00	0.00	0.00	24,000.00	
000184		Used Kellenberger CNC Grinder										
	000	D184	0.00	SLFM	07 00	130,956.89	12/31/25	130,956.89	0.00	0.00	130,956.89	
000186		Upgrade Spray Dryer Efficiency										
	000	D186	0.00	SLFM	07 00	16,474.97	10/31/24	16,474.97	0.00	0.00	16,474.97	d
000187		Die Set 1,100T - RF Cook										
	000	D187	0.00	SLFM	07 00	4,882.00	10/31/24	4,882.00	0.00	0.00	4,882.00	d
000188		Retrofit Diaform Profiler Machine										
	000	D188	0.00	SLFM	07 00	63,300.00	12/31/25	63,300.00	0.00	0.00	63,300.00	
000190		Spectra Mill										
	000	D190	0.00	SLFM	07 00	2,750.00	10/31/24	2,750.00	0.00	0.00	2,750.00	d
000191		Spectra Press										
	000	D191	0.00	SLFM	07 00	12,750.00	10/31/24	12,750.00	0.00	0.00	12,750.00	d
000192		Rebuilt Centerless Grinder (WG Machine)										
	000	D192	0.00	SLFM	07 00	204,559.61	12/31/25	204,559.61	0.00	0.00	204,559.61	
000193		Gear-set Mill 64-02 (Horsburgh/Scott)										
	000	D193	0.00	SLFM	07 00	23,675.00	10/31/24	23,675.00	0.00	0.00	23,675.00	d
000194		Table 48" Seg/gasket (Motch & Eichele)										
	000	D194	0.00	SLFM	07 00	6,995.00	12/31/25	6,995.00	0.00	0.00	6,995.00	
000195		Used TPA-4 Press (Mohr)										
	000	D195	0.00	SLFM	07 00	19,000.00	12/31/25	19,000.00	0.00	0.00	19,000.00	
000196		Horiba 250 Particle Analyzer										
	000	D196	0.00	SLFM	07 00	23,370.95	10/31/24	23,370.95	0.00	0.00	23,370.95	d
000197		Paul Abbe Mill Station										
	000	D197	0.00	SLFM	05 00	807.00	12/31/25	807.00	0.00	0.00	807.00	
000198		Used Gardner Grinder (JJ Lucas)										
	000	D198	0.00	SLFM	07 00	90,688.46	12/31/25	90,688.46	0.00	0.00	90,688.46	
000200		Upgrade 300T Press - Hydraulics										
	000	D200	0.00	SLFM	07 00	46,597.47	12/31/25	46,597.47	0.00	0.00	46,597.47	
000202		Used TPA-4 Press (Precision Compacting)										
	000	D202	0.00	SLFM	07 00	15,980.00	12/31/25	15,980.00	0.00	0.00	15,980.00	

Cerco - Diamonite Plant

Depreciation Summary Report

Book = Internal

FYE Month = December

Sys No	Ext	Asset ID	Sec 168 Allow Sec 179	Depr Meth	Est Life	Acquired Value	Thru Date	Prior Accum Depreciation	Depreciation This Run	Current YTD Depreciation	Current Accum Depreciation	Key Code
G/L Asset Account = D19830												
000203		Stevenson 30x30 Mill (Hall China)										
	000	D203	0.00	SLFM	07 00	15,635.00	12/31/25	15,635.00	0.00	0.00	15,635.00	
000204		Upgrade Centerless Grinder										
	000	D204	0.00	SLFM	07 00	27,235.20	12/31/25	27,235.20	0.00	0.00	27,235.20	
000205		Stevenson 30x30 Mill (Hall China)										
	000	D205	0.00	SLFM	07 00	14,980.00	12/31/25	14,980.00	0.00	0.00	14,980.00	
000206		Spindle Centerless Grinder										
	000	D206	0.00	SLFM	07 00	12,957.00	12/31/25	12,957.00	0.00	0.00	12,957.00	
000207		Optical Pyrometer										
	000	D207	0.00	SLFM	07 00	5,255.69	12/31/25	5,255.69	0.00	0.00	5,255.69	
000208		Used CNC Lathe DMTG Ingersoll Prod										
	000	D208	0.00	SLFM	07 00	34,963.00	12/31/25	34,963.00	0.00	0.00	34,963.00	
000209		Rebuild M&M Press #27-09										
	000	D209	0.00	SLFM	07 00	42,036.14	12/31/25	42,036.14	0.00	0.00	42,036.14	
000210		Hydramet 630 Safety Upgrade										
	000	D210	0.00	SLFM	07 00	6,456.93	12/31/25	6,456.93	0.00	0.00	6,456.93	
000211		Replace TPA4 columns Dorst										
	000	D211	0.00	SLFM	07 00	22,647.20	12/31/25	22,647.20	0.00	0.00	22,647.20	
000212		Rebuild Nitrogen Furnace										
	000	D212	0.00	SLFM	07 00	10,972.56	10/31/24	10,972.56	0.00	0.00	10,972.56	d
000213		Sweco Dry Mill Motor										
	000	D213	0.00	SLFM	07 00	15,992.25	10/31/24	15,992.25	0.00	0.00	15,992.25	d
000214		Rebuilt Gardner Double Disk Grinder										
	000	D214	0.00	SLFM	07 00	92,032.16	12/31/25	92,032.16	0.00	0.00	92,032.16	
000215		125 Ton Chinese Press										
	000	D215	0.00	SLFM	07 00	100,541.44	12/31/25	100,541.44	0.00	0.00	100,541.44	
000216		Lift Tables for 125T Chinese Press (2)										
	000	D216	0.00	SLFM	07 00	17,805.00	12/31/25	17,805.00	0.00	0.00	17,805.00	
000217		Rebuild Bickley Kiln										
	000	D217	0.00	SLFM	07 00	66,799.47	12/31/25	66,799.47	0.00	0.00	66,799.47	
000218		Lift Table for 220T Press										
	000	D218	0.00	SLFM	07 00	9,773.02	12/31/25	9,773.02	0.00	0.00	9,773.02	
000219		Vac-U-Max 220T Press										
	000	D219	0.00	SLFM	07 00	11,700.00	12/31/25	11,700.00	0.00	0.00	11,700.00	
000220		Used Lawn Tractor - zero-turn Sterling Farm										
	000	D220	0.00	SLFM	07 00	4,258.05	12/31/25	4,258.05	0.00	0.00	4,258.05	
000222		Anhydro Atomizer Wheels (2)										
	000	D222	0.00	SLFM	04 00	21,382.96	10/31/24	21,382.96	0.00	0.00	21,382.96	d
000223		Attrition Mill										
	000	D223	0.00	SLFM	05 00	10,641.76	12/31/25	10,641.76	0.00	0.00	10,641.76	
000224		Sweco Mill										
	000	D224	0.00	SLFM	07 00	10,500.00	12/31/25	10,500.00	0.00	0.00	10,500.00	
000225		Rebuild 220T Bussman										
	000	D225	0.00	SLFM	07 00	119,714.90	12/31/25	119,714.90	0.00	0.00	119,714.90	
000226		Vac-U-Max 220T Press										
	000	D226	0.00	SLFM	07 00	11,907.57	12/31/25	11,907.57	0.00	0.00	11,907.57	
000227		GFS Used AVS Cacuum Furnace										
	000	D227	0.00	SLFM	07 00	444,275.75	12/31/25	444,275.75	0.00	0.00	444,275.75	
000228		Metallographic Microscope										
	000	D228	0.00	SLFM	07 00	29,000.00	12/31/25	29,000.00	0.00	0.00	29,000.00	
000229		Rebuild Dorst TPA Press										
	000	D229	0.00	SLFM	07 00	31,901.98	12/31/25	31,901.98	0.00	0.00	31,901.98	
000230		Die Table / Set for 220T Press										
	000	D230	0.00	SLFM	07 00	23,942.00	12/31/25	23,942.00	0.00	0.00	23,942.00	

Cerco - Diamonite Plant

Depreciation Summary Report

Book = Internal

FYE Month = December

Sys No	Ext	Asset ID	Sec 168 Allow Sec 179	Depr Meth	Est Life	Acquired Value	Thru Date	Prior Accum Depreciation	Depreciation This Run	Current YTD Depreciation	Current Accum Depreciation	Key Code
G/L Asset Account = D19830												
000232		Used Horiba 250 Analyzer - Penn United										
	000	D232	0.00	SLFM	07 00	4,813.00	10/31/24	4,813.00	0.00	0.00	4,813.00	d
000233		Used Ross Vacuum Mixer - Penn United										
	000	D233	0.00	SLFM	07 00	2,368.00	10/31/24	2,368.00	0.00	0.00	2,368.00	d
000234		Used CNC Mill - Thompson Auction										
	000	D234	0.00	SLFM	07 00	9,440.00	12/31/25	9,440.00	0.00	0.00	9,440.00	
000235		Gear Box for Mill										
	000	D235	0.00	SLFM	07 00	8,876.25	10/31/24	8,876.25	0.00	0.00	8,876.25	d
000236		S&S Hot Wall vacuum Oven										
	000	D236	0.00	SLFM	07 00	34,566.89	12/31/25	34,566.89	0.00	0.00	34,566.89	
000237		Star Element 64"										
	000	D237	0.00	SLFM	07 00	39,013.25	12/31/25	39,013.25	0.00	0.00	39,013.25	
000238		Conveyor & Shafts / Sludge Removal										
	000	D238	0.00	SLFM	07 00	6,193.13	12/31/25	6,193.13	0.00	0.00	6,193.13	
000239		Dust Collector - Sly & Co										
	000	D239	0.00	SLFM	07 00	35,287.00	12/31/25	35,287.00	0.00	0.00	35,287.00	
000240		Heat Exchanger										
	000	D240	0.00	SLFM	07 00	19,013.63	12/31/25	19,013.63	0.00	0.00	19,013.63	
000241		Rotex Powder Cooler Unit										
	000	D241	0.00	SLFM	04 00	25,154.72	12/31/25	25,154.72	0.00	0.00	25,154.72	
000242		Acer Supra Surface Grinder										
	000	D242	0.00	SLFM	07 00	35,900.00	12/31/25	35,900.00	0.00	0.00	35,900.00	
000243		New - Yale - pallet lift (Ohio Mtl Handling)										
	000	D243	0.00	SLFM	07 00	4,374.17	12/31/25	4,374.17	0.00	0.00	4,374.17	
000244		New Yale - pallet lift (Ohio Mtl Handling)										
	000	D244	0.00	SLFM	07 00	4,374.17	12/31/25	4,374.17	0.00	0.00	4,374.17	
000246		Used Mannesman HPM-200S										
	000	D246	0.00	SLFM	07 00	26,696.82	12/31/25	26,696.82	0.00	0.00	26,696.82	
000247		Used Mannesman MM25/3										
	000	D247	0.00	SLFM	07 00	14,608.96	12/31/25	14,608.96	0.00	0.00	14,608.96	
000249		Used CNC Lathe - Ingersol Rand										
	000	D249	0.00	SLFM	07 00	25,500.27	12/31/25	25,500.27	0.00	0.00	25,500.27	
000250		Reline Mill #4 - Body Shed (AB Chance)										
	000	D250	0.00	SLFM	04 00	24,887.36	10/31/24	24,887.36	0.00	0.00	24,887.36	d
000251		Sedigraph III 5120 particle size analyzer										
	000	D251	0.00	SLFM	04 00	38,807.90	12/31/25	38,807.90	0.00	0.00	38,807.90	
000252		Ultrasonic Cleaning System - Polisher										
	000	D252	0.00	SLFM	07 00	4,289.44	12/31/25	4,289.44	0.00	0.00	4,289.44	
000253		Used Verticle Maching Gadget - Ingersol Rand										
	000	D253	0.00	SLFM	07 00	40,942.94	12/31/25	40,942.94	0.00	0.00	40,942.94	
000255		New - Wardjet										
	000	D255	0.00	SLFM	07 00	249,427.80	12/31/25	249,427.80	0.00	0.00	249,427.80	
000256		New - Wardjet - Grated Cutting Surface										
	000	D256	0.00	SLFM	07 00	11,671.00	12/31/25	11,671.00	0.00	0.00	11,671.00	
000257		New - Digital Press 80 Ton										
	000	D257	0.00	SLFM	07 00	281,051.29	12/31/25	281,051.29	0.00	0.00	281,051.29	
000258		New- Bulk Nitrogen Storage Tank Delivery										
	000	D258	0.00	SLFM	07 00	24,477.79	12/31/25	24,477.79	0.00	0.00	24,477.79	
000259		New CNC Grinder - Supertec Machinery										
	000	D259	0.00	SLFM	07 00	177,791.88	12/31/25	177,791.88	0.00	0.00	177,791.88	
000260		Used Bussman 200 HPM Press										
	000	D260	0.00	SLFM	07 00	29,335.35	12/31/25	29,335.35	0.00	0.00	29,335.35	
000261		Rebuild M&M Press #27-XX										
	000	D261	0.00	SLFM	07 00	49,845.37	12/31/25	49,845.37	0.00	0.00	49,845.37	

Cerco - Diamonite Plant

Depreciation Summary Report

Book = Internal

FYE Month = December

Sys No	Ext	Asset ID	Sec 168 Allow Sec 179	Depr Meth	Est Life	Acquired Value	Thru Date	Prior Accum Depreciation	Depreciation This Run	Current YTD Depreciation	Current Accum Depreciation	Key Code
G/L Asset Account = D19830												
000262	New - (2) T-M H3006-48 Vacuum Ovens											
	000	D262	0.00	SLFM	07 00	236,825.96	12/31/25	236,825.96	0.00	0.00	236,825.96	
000263	Chainlink Fence Nitrogen Storage Tanks											
	000	D263	0.00	SLFM	07 00	3,898.31	12/31/25	3,898.31	0.00	0.00	3,898.31	
000265	Rebuilt Densitometer											
	000	D265	0.00	SLFM	05 00	9,571.83	12/31/25	9,571.83	0.00	0.00	9,571.83	
000266	Rebuild Dorst 24-26 Press											
	000	D266	0.00	SLFM	07 00	32,039.78	12/31/25	32,039.78	0.00	0.00	32,039.78	
000267	Pallet Trucks (3) Ohio Mtl Handling											
	000	D267	0.00	SLFM	07 00	13,350.63	12/31/25	13,350.63	0.00	0.00	13,350.63	
000268	Reline / Repair #5 Tunnel Kiln (Harrop)											
	000	D268	0.00	SLFM	07 00	86,316.49	12/31/25	86,316.49	0.00	0.00	86,316.49	
000270	Microscope - W.E.L. Instrument 5megapixel											
	000	D270	0.00	SLFM	07 00	16,595.77	12/31/25	16,595.77	0.00	0.00	16,595.77	
000271	Reline / Repair #10 Tunnel Kiln (Harrop)											
	000	D271	0.00	SLFM	07 00	51,710.20	12/31/25	51,710.20	0.00	0.00	51,710.20	
000272	Air-Dryers (2) Manufacturer Distributors											
	000	D272	0.00	SLFM	07 00	24,662.47	12/31/25	24,662.47	0.00	0.00	24,662.47	
000277	New 15 Ton Digital Press											
	000	D277	0.00	SLFM	07 00	169,218.00	12/31/25	169,218.00	0.00	0.00	169,218.00	
000278	Used Muson Mini-Mixer											
	000	D278	0.00	SLFM	07 00	8,000.00	12/31/25	8,000.00	0.00	0.00	8,000.00	
000279	Lathe - Jamestown Machinery											
	000	D279	0.00	SLFM	07 00	55,504.70	12/31/25	55,504.70	0.00	0.00	55,504.70	
000281	Used 25 Ton Mannessman Press #2											
	000	D281	0.00	SLFM	07 00	24,130.31	12/31/25	24,130.31	0.00	0.00	24,130.31	
000283	Core Pin 15 Ton Digital Press											
	000	D283	0.00	SLFM	07 00	11,544.93	12/31/25	11,544.93	0.00	0.00	11,544.93	
000285	New Densitometer											
	000	D285	0.00	SLFM	07 00	95,656.63	12/31/25	95,656.63	0.00	0.00	95,656.63	
000286	New PM-40 Digital Press											
	000	D286	0.00	SLFM	07 00	244,687.95	12/31/25	244,687.95	0.00	0.00	244,687.95	
000287	Used Laies 1,500 Ton Press											
	000	D287	0.00	SLFM	07 00	476,971.81	12/31/25	476,971.81	0.00	0.00	476,971.81	
000288	Profilimeter SJ411 (New)											
	000	D288	0.00	SLFM	07 00	13,247.24	12/31/25	13,247.24	0.00	0.00	13,247.24	
000292	New Multi-Quip Mixer (T-Cast Saggers)											
	000	D292	0.00	SLFM	07 00	3,167.56	12/31/25	3,167.56	0.00	0.00	3,167.56	
000293	Used Bickley Kiln (Bedrock Refractory)											
	000	D293	0.00	SLFM	07 00	196,973.11	12/31/25	196,973.11	0.00	0.00	196,973.11	
000294	New Cryta AS776 Measuring Machine											
	000	D294	0.00	SLFM	07 00	86,110.60	12/31/25	86,110.60	0.00	0.00	86,110.60	
000295	New Mitutoyo Apex Pro302 Measuring Machine											
	000	D295	0.00	SLFM	07 00	55,561.71	12/31/25	55,561.71	0.00	0.00	55,561.71	
000297	Loomis 2210 Dry Bag Press											
	000	D297	0.00	SLFM	07 00	317,500.00	12/31/25	317,500.00	0.00	0.00	317,500.00	
000299	Faro Tech Laser Probe HD 9ft axis											
	000	D299	0.00	SLFM	07 00	65,380.00	12/31/25	65,380.00	0.00	0.00	65,380.00	
000301	Kellenberger CNC RDMO Used											
	000	D301	0.00	SLFM	07 00	173,231.47	12/31/25	173,231.47	0.00	0.00	173,231.47	
000305	SuperTec Grinder (Seminole Machinery)											
	000	D305	0.00	SLFM	07 00	15,800.00	12/31/25	15,800.00	0.00	0.00	15,800.00	
000306	Sharp Grinder (Seminole Machinery)											
	000	D306	0.00	SLFM	07 00	10,600.00	12/31/25	10,600.00	0.00	0.00	10,600.00	

Cerco - Diamonite Plant

Depreciation Summary Report

Book = Internal

FYE Month = December

Sys No	Ext	Asset ID	Sec 168 Allow Sec 179	Depr Meth	Est Life	Acquired Value	Thru Date	Prior Accum Depreciation	Depreciation This Run	Current YTD Depreciation	Current Accum Depreciation	Key Code
G/L Asset Account = D19830												
000307		Lathes (3) Tipton Machinery - (New)										
	000	D307	0.00	SLFM	07 00	184,113.13	12/31/25	184,113.13	0.00	0.00	184,113.13	
000309		Rebuilt Shaker Box (Rotex)										
	000	D309	0.00	SLFM	04 00	38,384.42	12/31/25	38,384.42	0.00	0.00	38,384.42	
000312		Seminole Used Grinder 8x18 Chevqalier Surface										
	000	D312	0.00	SLFM	05 00	12,950.00	12/31/25	12,950.00	0.00	0.00	12,950.00	
000313		Thermo Haake Rheometer / RE Browning										
	000	D313	0.00	SLFM	07 00	13,324.51	12/31/25	12,531.38	0.00	793.13	13,324.51	
000317		Siemens Filter Press - Fram										
	000	D317	0.00	SLFM	07 00	45,250.00	12/31/25	39,324.41	0.00	5,925.59	45,250.00	
000318		Powder Hoppers w/Lids - Fram Qty 90										
	000	D318	0.00	SLFM	07 00	14,310.00	12/31/25	12,436.08	0.00	1,873.92	14,310.00	
000319		Yale 40VX Low Mast LPG Fork Lift										
	000	D319	0.00	SLFM	07 00	2,500.00	12/31/25	2,500.00	0.00	0.00	2,500.00	
000320		Denomatic Isostatic Press - Fram Fostoria										
	000	D320	0.00	SLFM	07 00	40,000.00	12/31/25	34,761.91	0.00	5,238.09	40,000.00	
000321		Wabash Press - Fram Fostoria										
	000	D321	0.00	SLFM	07 00	64,750.00	12/31/25	56,270.83	0.00	8,479.17	64,750.00	
000322		2 New - Yale Walkies (Burns Industrial)										
	000	D322	0.00	SLFM	07 00	7,248.33	12/31/25	6,299.15	0.00	949.18	7,248.33	
000323		Koehler Diesel 250 KW Generator - Fram										
	000	D323	0.00	SLFM	07 00	20,250.00	12/31/25	17,598.22	0.00	2,651.78	20,250.00	
000325		Measuring Machine - Keyence										
	000	D325	0.00	SLFM	07 00	64,170.00	12/31/25	51,947.14	763.93	9,167.14	61,114.28	
000326		Measuring Machine - Keyence Corp #2										
	000	D326	0.00	SLFM	07 00	64,170.00	12/31/25	51,947.14	763.93	9,167.14	61,114.28	
000327		GFS Furnace Retrofit Boxes (2)										
	000	D327	0.00	SLFM	05 00	8,480.00	12/31/25	8,480.00	0.00	0.00	8,480.00	
000328		Sunnen ML-4000 Honing Machine (Used)										
	000	D328	0.00	SLFM	05 00	22,500.00	12/31/25	22,500.00	0.00	0.00	22,500.00	
000329		Expand Bead Mfg - Tanks / Heads										
	000	D329	0.00	SLFM	07 00	6,206.58	12/31/25	4,507.17	73.89	886.66	5,393.83	
000330		Fuel Cell Tables - Various Departments										
	000	D330	0.00	SLFM	07 00	5,500.00	12/31/25	3,994.06	65.48	785.72	4,779.78	
000335		Industrial Refrigerator - Katom Restaurant										
	000	D335	0.00	SLFM	05 00	4,133.60	12/31/25	3,651.35	0.00	482.25	4,133.60	
000336		Weigh Scales - Many Auction International										
	000	D336	0.00	SLFM	05 00	13,074.33	12/31/25	11,549.00	0.00	1,525.33	13,074.33	
000337		Mill for E & S (Haas Factory Outlet)										
	000	D337	0.00	SLFM	07 00	60,415.00	12/31/25	37,399.77	719.23	8,630.72	46,030.49	
000339		Master Cam / Lathe Program Controls										
	000	D339	0.00	SLFM	05 00	10,330.30	12/31/25	8,608.58	0.00	1,721.72	10,330.30	
000340		Master Cam / Lathe Program Controls										
	000	D340	0.00	SLFM	05 00	20,660.59	12/31/25	17,217.16	0.00	3,443.43	20,660.59	
000343		Rebuild Bussman HPM-200, M-2138										
	000	D343	0.00	SLFM	07 00	249,872.00	12/31/25	133,860.00	2,974.67	35,696.00	169,556.00	
000345		Wardjet Refurbish										
	000	D345	0.00	SLFM	05 00	19,240.13	12/31/25	12,826.76	320.67	3,848.03	16,674.79	
000347		Chevalier Model CGP 816 Grinder										
	000	D347	0.00	SLFM	05 00	26,350.00	12/31/25	15,370.83	439.17	5,270.00	20,640.83	
000348		Reline Bickley										
	000	D348	0.00	SLFM	05 00	105,500.00	12/31/25	61,541.67	1,758.34	21,100.00	82,641.67	
000349		Cooling System Bake Out										
	000	D349	0.00	SLFM	05 00	10,967.00	12/31/25	5,849.07	182.79	2,193.40	8,042.47	

Cerco - Diamonite Plant

Depreciation Summary Report

Book = Internal

FYE Month = December

Sys No	Ext	Asset ID	Sec 168 Allow Sec 179	Depr Meth	Est Life	Acquired Value	Thru Date	Prior Accum Depreciation	Depreciation This Run	Current YTD Depreciation	Current Accum Depreciation	Key Code
G/L Asset Account = D19830												
000353		Turf Tiger 61" 40 HP										
	000	D353	0.00	SLFM	05 00	17,821.44	12/31/25	8,613.70	297.03	3,564.29	12,177.99	
000354		R-7 Eirich Mixer										
	000	D354	0.00	SLFM	05 00	20,036.98	12/31/25	9,684.55	333.95	4,007.40	13,691.95	
000355		Thermoforming Model SBS242R										
	000	D355	0.00	SLFM	05 00	10,192.95	12/31/25	4,416.95	169.89	2,038.59	6,455.54	
000356		Rebuild 200 Ton Bussman (M-2138)										
	000	D356	0.00	SLFM	07 00	253,927.80	12/31/25	72,550.80	3,022.95	36,275.40	108,826.20	
000357		Rebuild HPM-200 Bussmann (M-2724)										
	000	D357	0.00	SLFM	07 00	237,251.39	12/31/25	67,786.12	2,824.43	33,893.06	101,679.18	
000358		Rebuild HPM-200 (M-3598)										
	000	D358	0.00	SLFM	07 00	216,297.00	12/31/25	46,349.36	2,574.97	30,899.57	77,248.93	
000359		American Isostatic Press										
	000	D359	0.00	SLFM	10 00	904,188.00	12/31/25	105,488.60	7,534.90	90,418.80	195,907.40	
000360		Kiln 7 Blower Repair										
	000	D360	0.00	SLFM	05 00	9,085.33	12/31/25	3,028.45	151.43	1,817.07	4,845.52	
000361		Haas VSOB Vertical Mill (Used)										
	000	D361	0.00	SLFM	05 00	10,712.84	12/31/25	3,392.40	178.55	2,142.57	5,534.97	
000362		Haas TM-1 Tool Room Mill (Used)										
	000	D362	0.00	SLFM	05 00	8,716.60	12/31/25	2,760.26	145.28	1,743.32	4,503.58	
000363		Forklift Scale										
	000	D363	0.00	SLFM	05 00	9,247.22	12/31/25	3,082.40	154.12	1,849.44	4,931.84	
000364		Sedigraph Repair										
	000	D364	0.00	SLFM	05 00	5,289.49	12/31/25	1,851.32	88.16	1,057.90	2,909.22	
000365		Replace/Reline Cyclone Assembly-Body Shed										
	000	D365	0.00	SLFM	05 00	32,217.00	12/31/25	7,517.30	536.95	6,443.40	13,960.70	
000366		Used-Sunnen Model ML-2000 DF Power Stroking Hone										
	000	D366	0.00	SLFM	05 00	25,270.00	12/31/25	5,475.17	421.17	5,054.00	10,529.17	
000367		Laser Scan Micrometer										
	000	D367	0.00	SLFM	05 00	9,896.86	12/31/25	1,814.43	164.95	1,979.37	3,793.80	
000370		Mill #4 Repair (Lining & Mill Drive)										
	000	D370	0.00	SLFM	05 00	23,341.64	12/31/25	1,945.14	389.03	4,668.33	6,613.47	
000372		Hydraulic Pump Rebuild										
	000	D372	0.00	SLFM	05 00	8,303.64	12/31/25	691.97	138.40	1,660.73	2,352.70	
000373		Rebuild HPM-100 Bussmann Press										
	000	D373	0.00	SLFM	07 00	186,200.00	12/31/25	8,866.67	2,216.67	26,600.00	35,466.67	
000375		Sedigraph III Plus										
	000	D375	0.00	SLFM	05 00	51,334.39	12/31/25	0.00	855.58	9,411.31	9,411.31	
000377		Rebuild HPM-100 Bussman (M-2717)										
	000	D377	0.00	SLFM	07 00	192,649.50	12/31/25	0.00	2,293.45	18,347.57	18,347.57	
000378		Mitsubishi Drive for Dust Collector										
	000	D378	0.00	SLFM	05 00	7,480.00	12/31/25	0.00	124.67	623.33	623.33	
		G/L Asset Account = D19830	$ 0.00			$ 12,193,980.42		$ 10,043,605.25	$ 32,678.63	$ 414,323.85	$ 10,457,929.10	
		Less disposals and transfers Count = 84	0.00			(1,000,873.52)		(1,000,873.52)			(1,000,873.52)	
		Net Subtotal Count = 235	$ 0.00			$ 11,193,106.90		$ 9,042,731.73	$ 32,678.63	$ 414,323.85	$ 9,457,055.58	
G/L Asset Account = D19840												
000163		HILL CONFERENCE ROOM FURNITUR										
	000	D163	$ 0.00	SLFM	05 00	$ 3,080.42	12/31/25	$ 3,080.42	$ 0.00	$ 0.00	$ 3,080.42	

Cerco - Diamonite Plant

Depreciation Summary Report

Book = Internal

FYE Month = December

Sys No	Ext	Asset ID	Sec 168 Allow Sec 179	Depr Meth	Est Life	Acquired Value	Thru Date	Prior Accum Depreciation	Depreciation This Run	Current YTD Depreciation	Current Accum Depreciation	Key Code
G/L Asset Account = D19840												
000324	7,500# Storage Racks - Fram Qty 62											
	000	D324	0.00	SLFM	07 00	6,200.00	12/31/25	5,388.11	0.00	811.89	6,200.00	
	G/L Asset Account = D19840		$ 0.00			$ 9,280.42		$ 8,468.53	$ 0.00	$ 811.89	$ 9,280.42	
	Less disposals and transfers Count = 0		0.00			0.00		0.00			0.00	
	Net Subtotal Count = 2		$ 0.00			$ 9,280.42		$ 8,468.53	$ 0.00	$ 811.89	$ 9,280.42	
G/L Asset Account = D19845												
000165	(2) Dell Servers											
	000	D165	$ 0.00	SLFM	05 00	$ 12,734.37	11/30/24	$ 12,734.37	$ 0.00	$ 0.00	$ 12,734.37	d
000166	MAPICS Licenses (10)											
	000	D166	0.00	SLFM	03 00	23,698.58	11/30/24	23,698.58	0.00	0.00	23,698.58	d
000169	Dell Laptops (2) - November 2003											
	000	D169	0.00	SLFM	05 00	4,996.38	11/30/24	4,996.38	0.00	0.00	4,996.38	d
000171	Dell Laptops (2) - January 2004											
	000	D171	0.00	SLFM	05 00	5,233.63	11/30/24	5,233.63	0.00	0.00	5,233.63	d
000172	Communication Backbone (Foresight)											
	000	D172	0.00	SLFM	05 00	41,346.16	12/31/25	41,346.16	0.00	0.00	41,346.16	
000176	HP 9500 Printer											
	000	D176	0.00	SLFM	05 00	6,414.65	11/30/24	6,414.65	0.00	0.00	6,414.65	d
000185	Dell Laptop - T Quadir / Corp R&D											
	000	D185	0.00	SLFM	05 00	1,494.48	11/30/24	1,494.48	0.00	0.00	1,494.48	d
000189	Used Xerox 8830 copier											
	000	D189	0.00	SLFM	05 00	11,206.90	11/30/24	11,206.90	0.00	0.00	11,206.90	d
000199	Generator - IT Control Room											
	000	D199	0.00	SLFM	05 00	5,608.02	12/31/25	5,608.02	0.00	0.00	5,608.02	
000254	Dell Latitude E5520 (9 units)											
	000	D254	0.00	SLFM	05 00	9,151.32	11/30/24	9,151.32	0.00	0.00	9,151.32	d
000269	Engineering Software Autocad.CruzBay											
	000	D269	0.00	SLFM	05 00	96,794.30	11/30/24	96,794.30	0.00	0.00	96,794.30	d
000273	Dell Business (29 PC, Server, Backup Unit)											
	000	D273	0.00	SLFM	05 00	67,685.16	12/31/25	67,685.16	0.00	0.00	67,685.16	
000274	Cogistix / Syspro (ERP Software/Implementation)											
	000	D274	0.00	SLFM	05 00	189,360.00	12/31/25	189,360.00	0.00	0.00	189,360.00	
000275	Dell Laptop Engineering (JC)											
	000	D275	0.00	SLFM	05 00	2,492.60	11/30/24	2,492.60	0.00	0.00	2,492.60	d
000282	Cogistix / Syspro (ERP Software/Implementation)											
	000	D282	0.00	SLFM	05 00	75,952.99	12/31/25	75,952.99	0.00	0.00	75,952.99	
000284	Cogistix / Syspro (ERP Software/Implementation)											
	000	D284	0.00	SLFM	05 00	14,678.36	12/31/25	14,678.36	0.00	0.00	14,678.36	
000289	3D CAD Printing Lab											
	000	D289	0.00	SLFM	05 00	10,587.05	12/31/25	10,587.05	0.00	0.00	10,587.05	
000290	Power Edge Server / APC Smart UPS											
	000	D290	0.00	SLFM	05 00	4,105.91	12/31/25	4,105.91	0.00	0.00	4,105.91	
000291	D150 Screen Printer											
	000	D291	0.00	SLFM	05 00	7,715.00	12/31/25	7,715.00	0.00	0.00	7,715.00	
000300	IT Switches for ITConnections & Install											
	000	D300	0.00	SLFM	05 00	11,194.99	11/30/24	11,194.99	0.00	0.00	11,194.99	d
000304	Dell Laptops Engineering (4)											
	000	D304	0.00	SLFM	05 00	9,685.26	12/31/25	9,685.26	0.00	0.00	9,685.26	

Cerco - Diamonite Plant

Depreciation Summary Report

Book = Internal

FYE Month = December

Sys No	Ext	Asset ID	Sec 168 Allow Sec 179	Depr Meth	Est Life	Acquired Value	Thru Date	Prior Accum Depreciation	Depreciation This Run	Current YTD Depreciation	Current Accum Depreciation	Key Code
G/L Asset Account = D19845												
000308		Laptop New - Materials Engineer										
	000	D308	0.00	SLFM	03 00	2,038.97	12/31/25	2,038.97	0.00	0.00	2,038.97	
000331		Reconfigure WebCam Backend										
	000	D331	0.00	SLFM	03 00	18,935.00	12/31/25	18,935.00	0.00	0.00	18,935.00	
000332		Dell Lattitudes (5) & Software										
	000	D332	0.00	SLFM	03 00	8,972.12	12/31/25	8,972.12	0.00	0.00	8,972.12	
000334		PLC Laptop - General Plant										
	000	D334	0.00	SLFM	03 00	2,657.50	12/31/25	2,657.50	0.00	0.00	2,657.50	
000338		Dell Lattitudes (5) & Software										
	000	D338	0.00	SLFM	03 00	49,464.64	12/31/25	49,464.64	0.00	0.00	49,464.64	
000371		Server Upgrade										
	000	D371	0.00	SLFM	04 00	50,421.54	12/31/25	5,252.24	1,050.45	12,605.39	17,857.63	
000376		Syspro V8 Upgrade										
	000	D376	0.00	SLFM	03 00	23,806.25	12/31/25	0.00	661.29	6,612.85	6,612.85	
		G/L Asset Account = D19845	$ 0.00			$ 768,432.13		$ 699,456.58	$ 1,711.74	$ 19,218.24	$ 718,674.82	
		Less disposals and transfers	0.00			(185,412.20)		(185,412.20)			(185,412.20)	
		Count = 11										
		Net Subtotal	$ 0.00			$ 583,019.93		$ 514,044.38	$ 1,711.74	$ 19,218.24	$ 533,262.62	
		Count = 17										
G/L Asset Account = D19850												
000158		1977 GMC FLATBED TRUCK										
	000	D158	$ 0.00	SLFM	07 00	$ 1,043.18	11/30/24	$ 1,043.18	$ 0.00	$ 0.00	$ 1,043.18	d
000245		2001 Freightliner Flatbed Truck										
	000	D245	0.00	SLFM	07 00	15,671.88	12/31/25	15,671.88	0.00	0.00	15,671.88	
000248		Used 2008 Ford Escape - VIN C33498 PS										
	000	D248	0.00	SLFM	05 00	14,366.97	10/31/24	14,366.97	0.00	0.00	14,366.97	d
000296		Used 2013 Ford Taurus (Davis / Tx)										
	000	D296	0.00	SLFM	05 00	17,479.26	10/31/24	17,479.26	0.00	0.00	17,479.26	d
000303		Used 2014 Ford Edge - (Anderson)										
	000	D303	0.00	SLFM	05 00	13,837.64	06/30/25	13,837.64	0.00	0.00	13,837.64	d
000315		New 2019 Subaru Outback Vin (Barone)										
	000	D315	0.00	SLFM	05 00	32,572.00	12/31/25	32,572.00	0.00	0.00	32,572.00	
000316		Used 2016 Taurus SEL - (Martin)										
	000	D316	0.00	SLFM	05 00	17,206.56	12/31/25	17,206.56	0.00	0.00	17,206.56	
000374		2025 Toyota Rav4 (Russ Cooper)										
	000	D374	0.00	SLFM	05 00	34,502.00	12/31/25	575.03	575.04	6,900.40	7,475.43	
		G/L Asset Account = D19850	$ 0.00			$ 146,679.49		$ 112,752.52	$ 575.04	$ 6,900.40	$ 119,652.92	
		Less disposals and transfers	0.00			(46,727.05)		(46,727.05)			(46,727.05)	
		Count = 4										
		Net Subtotal	$ 0.00			$ 99,952.44		$ 66,025.47	$ 575.04	$ 6,900.40	$ 72,925.87	
		Count = 4										
		Grand Total	$ 0.00			$ 14,011,343.75		$ 11,323,269.29	$ 38,119.64	$ 479,228.96	$ 11,802,498.25	
		Less disposals and transfers	0.00			(1,262,285.77)		(1,262,285.77)			(1,262,285.77)	
		Count = 103										
		Net Grand Total	$ 0.00			$ 12,749,057.98		$ 10,060,983.52	$ 38,119.64	$ 479,228.96	$ 10,540,212.48	

Cerco - Diamonite Plant

Depreciation Summary Report

Book = Internal

FYE Month = December

Sys No	Ext	Asset ID	Sec 168 Allow Sec 179	Depr Meth	Est Life	Acquired Value	Thru Date	Prior Accum Depreciation	Depreciation This Run	Current YTD Depreciation	Current Accum Depreciation	Key Code

Count = 275

Report Assumptions

Report Name: Depreciation Summary
Source Report: <Standard Report>

Calculation Assumptions:

Include Sec 168 Allowance & Sec 179: Yes
Adjustment Convention: None

Key Codes:

- a: A depreciation adjustment amount is included in the reporting period.
- b: The asset's business-use percentage is less than 100%.
- d: The asset has been disposed.
- f: The asset has switched from a MACRS table calculation to the MACRS formula calculation.
- l: The asset's depreciation has been limited by luxury auto rules.
- m: The asset's depreciation was calculated using the mid-quarter convention.
- r: The asset's acquired value was reduced to arrive at the depreciable basis.
- s: The asset has switched from declining-balance to a straight-line.
- t: The asset was transferred.
- v: The asset has switched to remaining value over remaining life due to ACE.

Group/Sorting Criteria:

Group = All Complete Assets
Include Assets that meet the following conditions:
All Complete Assets
Sorted by: G/L Asset Account (with subtotals), Sys No, Extension, System No



















[redacted]

and

Transaction Type - DC is equal to **1-Contributions , 10-Transfer , 11-Forfeited Amount , 12-Exchange Out , 13-Fees , 14-Loan Repayment , 15-Interest on Loan 16-Adjustment , 2-Dividend , 3-Interest , 4-Forfeiture Credited , 5-Exchange In , 6-Realized Gain/Loss , 7-Balance Forward , 8-Loan Withdrawal , 9-**

Jim Jaskowiak	$ 383.90
	$ 1,111.30
Forfeiture Accoun	$ 1,014.64



MCCURDY & ASSOCIATES, INC.

CERTIFIED PUBLIC ACCOUNTANTS

October 15, 2026

To Management of
CerCo I, Inc. 401(k) Profit Sharing Plan:

We have audited the financial statements of CerCo I, Inc. 401(k) Profit Sharing Plan (the "Plan"), an employee benefit plan subject to the Employee Retirement Income Security Act of 1974 (ERISA), as permitted by ERISA Section 103(a)(3)(C) [ERISA Section 103(a)(3)(C) audit] for the year ended December 31, 2025, and we will issue our report thereon dated October 15, 2026. As permitted by ERISA Section 103(a)(3)(C), our audit did not extend to any statements or information related to assets held for investment of the Plan (investment information) by Fidelity Management Trust Company ("Fidelity"), the trustee, which is a bank or similar institution or insurance carrier that is regulated, supervised, and subject to periodic examination by a state or federal agency, that prepared and certified the statements or information regarding assets so held in accordance with 29 CFR 2520.103-5. Our audit did not extend to the certified investment information, except for obtaining and reading the certification, comparing the certified investment information with the related information presented and disclosed in the financial statements and ERISA-required supplemental schedules, and reading the disclosures relating to the certified investment information to assess whether they are in accordance with the presentation and disclosure requirements of the modified cash basis. Accordingly, the objective of an ERISA Section 103(a)(3)(C) audit is not to express an opinion about whether the financial statements as a whole are presented fairly, in all material respects, in accordance with the modified cash basis. Professional standards require that we provide you with information about our responsibilities under generally accepted auditing standards, as well as certain information related to the planned scope and timing of our audit. We have communicated such information in our letter to you dated August 11, 2026. Professional standards also require that we communicate to you the following information related to our audit.

Significant Audit Matters

Qualitative Aspects of Accounting Practices

Management is responsible for the selection and use of appropriate accounting policies. The significant accounting policies used by the Plan are described in Note 2 to the financial statements. No new accounting policies were adopted and the application of existing policies was not changed during 2025. We noted no transactions entered into by the Plan during the year for which there is a lack of authoritative guidance or consensus. All significant transactions have been recognized in the financial statements in the proper period.

4800 Roberts Road, Columbus, OH 43228 ☙ Phone: (614) 951-2280 ☙ Fax: (614) 951-2281

Accounting estimates are an integral part of the financial statements prepared by management and are based on management's knowledge and experience about past and current events and assumptions about future events. Certain accounting estimates are particularly sensitive because of their significance to the financial statements and because of the possibility that future events affecting them may differ significantly from those expected. The most sensitive estimates affecting the financial statements were:

> Management's estimate of the Plan's investment valuation and income recognition is based on the estimated fair value as determined by Fidelity as more fully described in the notes to the Plan's financial statements. We evaluated the methods, assumptions and data used to develop the Plan's investment valuation and income recognition in determining that it is reasonable in relation to the financial statements taken as a whole.

The financial statement disclosures are neutral, consistent, and clear.

Form 5500 Procedures

We are required to obtain and read a substantially complete draft of Form 5500 prior to dating our auditor's report. The purpose of this procedure is to identify any material inconsistencies between the draft Form 5500 and the Plan's financial statements. We identified no material inconsistencies in performing and completing our audit.

Difficulties Encountered in Performing the Audit

We encountered no significant difficulties in dealing with management in performing and completing our audit.

Corrected and Uncorrected Misstatements

Professional standards require us to accumulate all misstatements identified during the audit, other than those that are clearly trivial, and communicate them to the appropriate level of management. No misstatements were detected as a result of audit procedures.

Disagreements with Management

For purposes of this letter, a disagreement with management is a disagreement on a financial accounting, reporting, or auditing matter, whether or not resolved to our satisfaction, that could be significant to the financial statements or the auditor's report. We are pleased to report that no such disagreements arose during the course of our audit.

Management Representations

We have requested certain representations from management that are included in the management representation letter dated October 15, 2026.

Management Consultations with Other Independent Accountants

In some cases, management may decide to consult with other accountants about auditing and accounting matters, similar to obtaining a "second opinion" on certain situations. If a consultation involves application of an accounting principle to the Plan's financial statements or a determination of the type of auditor's opinion that may be expressed on those statements, our professional standards require the consulting accountant to check with us to determine that the consultant has all the relevant facts. To our knowledge, there were no such consultations with other accountants.

Other Audit Findings or Issues

We generally discuss a variety of matters, including the application of accounting principles and auditing standards, with management each year prior to retention as the Plan's auditors. However, these discussions occurred in the normal course of our professional relationship and our responses were not a condition to our retention.

The Company did not remit certain participant contributions to the Plan on a timely basis as defined by the Department of Labor's Rules and Regulations for Reporting and Disclosure under ERISA. Untimely remittances identified on the Schedule of Delinquent Participant Contributions totaled $199,903 in 2025.

Other Matters

Our responsibility for the ERISA-required supplemental schedules accompanying the financial statements is to perform adequate procedures to evaluate whether the form and content of the ERISA-required supplemental schedules, other than that agreed to or derived from the certified investment information, is presented in compliance with the DOL's Rules and Regulations for Reporting and Disclosure under ERISA, and whether the information in the supplemental schedules related to assets held by and certified to by a qualified institution agrees to, or is derived from, in all material respects, the information prepared and certified by an institution that management determined meets the requirements of ERISA Section 103(a)(3)(C).

This information is intended solely for the use of the trustees and management of the Plan and is not intended to be, and should not be, used by anyone other than these specified parties.

Very truly yours,

McCurdy & Associates, Inc.

McCurdy & Associates, Inc.